

BENTON

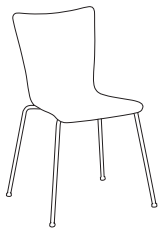


ERG
INTERNATIONAL



BENTON


The Benton features a 5/8" diameter fully welded steel tube chrome frame with adjustable glides. Both the standard and demi back shells are 1/2" thick, one-piece multi-ply Beech wood. Benton seats are available in all of our standard wood stain colors or upholstery options in addition to durable high pressure laminates.



1350



1350/SI




1350/U



1354



1354/SI



1354/U



1352



1352/SI



1352/U

featured options:



cutouts



two-tone stain



upholstered insert



LPS



fully upholstered
demi back

ERG

INTERNATIONAL

www.ERGinternational.com