

ERG

INTERNATIONAL

SEATING • TABLES

AUGUST 2017
PRICE LIST AND WORKBOOK

1-800-446-1186
www.ERGinternational.com



ABBY TABLE OF CONTENTS

Abby Cafe (X-Base) Table Specifications 2
Abby Cafe Table Options & Adjustment Details 3
Abby Cafe Table Pricing 4
Abby Training (T-Leg) Table Specifications 5
Abby Training Table Options & Adjustment Details 6
Abby Training Table Pricing 7

ABBY CAFÉ TABLES

Abby offers a great option in Cafe and Training tables. With available adjustable height and modern design, Abby makes a perfect addition to any public space.



ORDERING INFORMATION

- | | |
|----------------------------|-------------------------------|
| 1) Series Name | 6) Laminate Selection and No. |
| 2) Model Number | 7) Edge Style Code and Color |
| 3) Size | 8) Optional Items |
| 4) Quantity | |
| 5) Powder Coat Frame Color | |

ABBY CAFÉ BASE SPECIFICATIONS

Abby X-Base

- Table Height** Fixed table height is 29" to 30" depending on table top material or substrate specified.
Optional adjustable height varies depending on adjustment method specified. Pin or Pneumatic adjustment available on X-Base tables.
- Column** 3" square 14 gauge steel tubing welded to base and top plate.
- Base** 1.25", 14 gauge round tubular steel and .1875" flat plate steel. X-Base spreads are 23", 29", 35" or 41"
- Top Plate** 8" x 8" plate welded to column.
- Glides** 2" adjustable black plastic glides.
- Assembly** Top plate is welded to the vertical column and the vertical column is welded to the horizontal base. No tie rod assembly. Base mounts to tabletop with ¼-20 x 1" machine screws into metal inserts in top.

Flip-Top Mechanism

Durable all-steel construction with a spring-loaded release handle and a safety catch to maintain flipped-up position.

TABLE TOP SPECIFICATIONS

Table Tops

Table top core is CARB Phase I & Phase II Compliant. Laminate, wood veneer and phenolic backing are glued with water based adhesives.

FINISHES

Laminate/Veneer Selections

ERG offers over 1000 standard laminate choices from Nevamar, Wilsonart, Formica and Pionite. Wood veneer is available in transparent stain colors - custom stain matching available.

Edge Selections:

ERG offers a wide variety of table top edge materials including PVC, wood, aluminum and resin/urethane.

Special Edge Note: When ganging or butting tables together, ERG recommends using 3MM flat edge or flat wood edge. Square tables using PVC T-edge will have a 2" radius on all corners.

Table Base/Legs


Abby tables are available in all standard powder coat colors:

NOTE: Pneumatic / Flip can not be used on same table

OPTIONS AND ADJUSTMENT

- CODE: FLIP-X - Flip Top per X-base (can not be used with height adjustable tables)
- CODE: ULW - Ultra-lightweight table top
- CODE: CAS2 - 2" Mobile Casters
- CODE: GD - Ganging
- CODE: RAD - 2" Radius Corners for 3MM Edge
- CODE: PINLA - Pin Height Adjustment for X-Base.
- CODE: PNEUX - Pneumatic Height Adjustment for X-Base.
- TABLE ACCESSORIES - Grommets, Wire Management, Power/Data Options, see the Table Accessories pricing.

PIN HEIGHT ADJUSTMENT OPTION



PIN HEIGHT ADJUSTMENT
DETAIL



CAFE TABLE WITH OPTIONAL
PIN HEIGHT ADJUSTMENT



NOTE: HEIGHT INCLUDES
1.25" TABLE TOP

PNEUMATIC HEIGHT ADJUSTMENT OPTION



NOTE: HEIGHT INCLUDES
1.25" TABLE TOP



CAFE TABLE WITH OPTIONAL
PNEUMATIC HEIGHT ADJUSTMENT



PNEUMATIC HEIGHT ADJUSTMENT
LEVER DETAIL

MODEL / DESCRIPTION / LIST PRICING

ABBY | X-BASE CAFÉ | ROUND TOP



Model Number	Table Top Size	Shpg. Wght.	Base Spread	LAMINATE TOP ASSORTED EDGES							VENEER TOP	
				GRP 1	GRP 2	GRP 3	GRP 4	GRP 5	GRP 6	GRP 7	GRP 8	GRP 9
AB24D	24" Dia.	32	23"- X	\$709	\$729	\$804	\$851	\$991	\$1109	\$1249	\$1805	\$2099
AB30D	30" Dia.	43	29"- X	\$739	\$759	\$837	\$886	\$1032	\$1155	\$1301	\$1880	\$2186
AB36D	36" Dia.	53	35"- X	\$833	\$857	\$952	\$1011	\$1188	\$1336	\$1514	\$2141	\$2465
AB42D	42" Dia.	72	41"- X	\$901	\$930	\$1046	\$1119	\$1337	\$1518	\$1736	\$2360	\$2661

ABBY | X-BASE CAFÉ | SQUARE TOP



Model Number	Table Top Size	Shpg. Wght.	Base Spread	LAMINATE TOP ASSORTED EDGES							VENEER TOP	
				GRP 1	GRP 2	GRP 3	GRP 4	GRP 5	GRP 6	GRP 7	GRP 8	GRP 9
AB24S	24" Sq.	40	23"- X	\$709	\$729	\$804	\$851	\$991	\$1109	\$1249	\$1805	\$2099
AB2430S	24" x 30"	49	29"- X	\$701	\$718	\$787	\$830	\$959	\$1067	\$1196	\$1766	\$2075
AB30S	30" Sq.	54	29"- X	\$739	\$759	\$837	\$886	\$1032	\$1155	\$1301	\$1880	\$2186
AB36S	36" Sq.	67	35"- X	\$842	\$867	\$964	\$1025	\$1208	\$1360	\$1543	\$2170	\$2490
AB42S	42" Sq.	90	41"- X	\$940	\$971	\$1094	\$1171	\$1402	\$1595	\$1826	\$2469	\$2776



CAFE TABLE WITH OPTIONAL FLIP-TOP

OPTIONS

Add upcharge to list price and code to model number

FLIP-X	Flip-Top per X-base (up to 42" top maximum)	\$125
ULW	Ultra-lightweight table top	\$190
CAS2	2" Mobile Casters - Black	\$22 each
GD	Ganging per table	\$95

RAD	2" Radius Corners for 3MM Edge	\$200 per table
PINLA	Pin Height Adjust (X-Base)	\$150
PNEUX	Pneumatic Height Adjust (X-Base, Max 36D/36S)	\$575

ABBY TRAINING TABLES

Abby offers a great option in Cafe and Training tables. With available adjustable height and modern design, Abby makes a perfect addition to any public space.



TRAINING TABLE WITH OPTIONAL
FLIP-TOP AND CASTERS

ORDERING INFORMATION

- | | |
|----------------------------|-------------------------------|
| 1) Series Name | 6) Laminate Selection and No. |
| 2) Model Number | 7) Edge Style Code and Color |
| 3) Size | 8) Optional Items |
| 4) Quantity | |
| 5) Powder Coat Frame Color | |

ABBY CAFÉ BASE SPECIFICATIONS

Abby T-Leg

- Table Height** Table height is 29" to 30" depending on table top material or substrate specified.
- Optional adjustable height** varies depending on adjustment method specified. Pin, Pneumatic, Crank and Electronic adjustment available on T-Leg tables.
- Column** 3" square 14 gauge steel tubing welded to base and top plate.
- Base** Fully welded steel legs with modern design. T-Leg base spreads are 23" and 29".
- Top Plate** 8" x 8" plate welded to column.
- Glides** 2" adjustable black plastic glides.
- Assembly** Top plate is welded to the vertical column and the vertical column is welded to the horizontal base. No tie rod assembly. Base mounts to tabletop with ¼-20 x 1" machine screws into metal inserts in top.

Flip-Top Mechanism

Durable all-steel construction with a spring-loaded release handle and a safety catch to maintain flipped-up position.

TABLE TOP SPECIFICATIONS

Table Tops

Table top core is CARB Phase I & Phase II Compliant. Laminate, wood veneer and phenolic backing are glued with water based adhesives.

FINISHES

Laminate/Veneer Selections

ERG offers over 1000 standard laminate choices from Nevamar, Wilsonart, Formica and Pionite. Wood veneer is available in transparent stain colors - custom stain matching available.

Edge Selections:

ERG offers a wide variety of table top edge materials including PVC, wood, aluminum and resin/urethane.

Special Edge Note: When ganging or butting tables together, ERG recommends using 3MM flat edge or flat wood edge. Square tables using PVC T-edge will have a 2" radius on all corners.

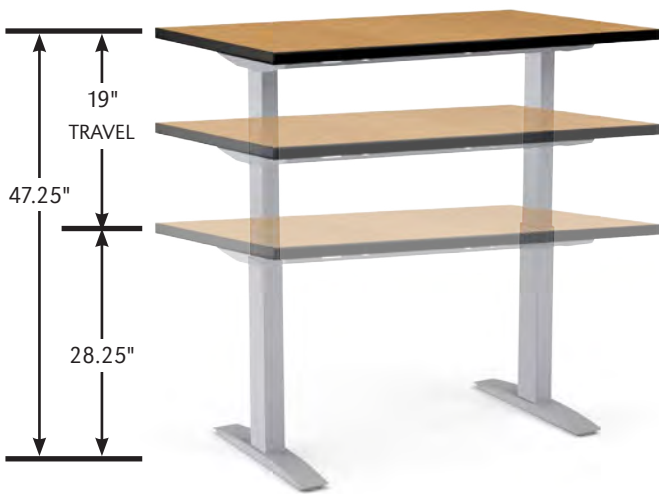
Table Base/Legs

Abby tables are available in all standard powder coat colors:

OPTIONS AND ADJUSTMENT

- CODE: FLIP-T - Flip Top for two T-Legs
- CODE: ULW - Ultra-lightweight table top
- CODE: CAS2 - 2" Mobile Casters
- CODE: DCL - C-Legs instead of T-Legs
(Adjustable height options not available on C-Legs)
- CODE: GD - Ganging
- CODE: RAD - 2" Radius Corners for 3MM Edge
- CODE: SB - Anti-Sag Bar for Tables Under 72"
- CODE: PINLT - Pin Height Adjustment for T-Legs.
- CODE: HCA - Hand Crank Height Adjustment for T-Legs.
- CODE: EPLA - Electric Height Adjustment for T-Legs.
- CODE: PNEUT - Pneumatic Height Adjustment for T-Legs.
- TABLE ACCESSORIES - Grommets, Wire Management, Power/Data Options, see the Table Accessories pricing.

PNEUMATIC HEIGHT ADJUSTMENT OPTION



NOTE: HEIGHT INCLUDES
1.25" TABLE TOP

TRAINING TABLE WITH OPTIONAL
PNEUMATIC HEIGHT ADJUSTMENT

HAND CRANK HEIGHT ADJUSTMENT OPTION



TRAINING TABLE WITH OPTIONAL
HAND CRANK HEIGHT ADJUSTMENT

NOTE: HEIGHT INCLUDES
1.25" TABLE TOP

ELECTRIC HEIGHT ADJUSTMENT OPTION



NOTE: HEIGHT INCLUDES
1.25" TABLE TOP

TRAINING TABLE WITH OPTIONAL
ELECTRIC HEIGHT ADJUSTMENT
AND SNAP ON WIRE MANAGEMENT



ELECTRIC UP / DOWN
CONTROL DETAIL

MODEL / DESCRIPTION / LIST PRICING

ABBY | T-LEGS | RECTANGLE TOP

	Model Number	Table Top Size	Shpg. Wght.	Base Spread	LAMINATE TOP ASSORTED EDGES							VENEER TOP	
					GRP 1	GRP 2	GRP 3	GRP 4	GRP 5	GRP 6	GRP 7	GRP 8	GRP 9
RECTANGLE	AB2448	24 X 48	70	23"- T	\$976	\$1028	\$1118	\$1175	\$1344	\$1485	\$1655	\$2484	\$2937
	AB2460	24 X 60	79	23"- T	\$1022	\$1079	\$1182	\$1246	\$1440	\$1601	\$1794	\$2631	\$3077
	AB2472	24 X 72	88	23"- T	\$1080	\$1142	\$1259	\$1333	\$1554	\$1738	\$1959	\$2808	\$3249
	AB2484	24 X 84	97	23"- T	\$1217	\$1286	\$1419	\$1502	\$1750	\$1957	\$2206	\$3163	\$3662
	AB3048	30 X 48	79	29"- T	\$1037	\$1094	\$1196	\$1260	\$1451	\$1611	\$1803	\$2660	\$3121
	AB3060	30 X 60	90	29"- T	\$1096	\$1159	\$1278	\$1352	\$1576	\$1762	\$1985	\$2849	\$3299
	AB3072	30 X 72	102	29"- T	\$1151	\$1219	\$1352	\$1435	\$1685	\$1893	\$2142	\$3019	\$3465
	AB3084	30 X 84	113	29"- T	\$1330	\$1410	\$1570	\$1671	\$1971	\$2221	\$2522	\$3510	\$4003



TRAINING TABLE WITH OPTIONAL PNEUMATIC HEIGHT ADJUSTMENT

OPTIONS

Add upcharge to list price and code to model number

FLIP-T	Flip-Top for two T-legs	\$358
SB	Anti-Sag Bar for tables under 72"	\$80
ULW	Ultra-lightweight table top	\$190
CAS2	2" Mobile Casters - Black	\$22 each
DCL	C-Legs instead of T-Legs	\$60 per table
GD	Ganging per table	\$95

RAD	2" Radius Corners for 3MM Edge	\$200 per table
PINLT	Pin Height Adjust (T-Legs)	\$260
HCA	Hand Crank Height Adjust (T-Legs)	\$495
EPLA	Electric Height Adjust (T-Legs)	\$995
PNEUT	Pneumatic Height Adjust (T-Legs)	\$1085

ANGLED LEG BEAM SEATING

Angled leg beam seating features stylish angled chrome feet with 3" black elliptical steel columns attached to a black steel beam. Your choice of Rewind or Strike shells and optional tables are offered.



TWO SEAT BEAM WITH STRIKE SHELLS



ANGLED LEG DETAIL

ORDERING INFORMATION

To Order Please Specify:

- | | |
|------------------------|---------------------------------|
| 1) Series Name | 7) Any Options |
| 2) Model Number | 8) Table Choice |
| 3) Quantity | 9) Laminate Selection/Number |
| 4) Number of Seats | 10) Table Edge Style/Color |
| 5) Seat Choice & Color | 11) Layout of Seats/Arms/Tables |
| 6) Upholstery | |



BEAM SEATING GENERAL SPECIFICATIONS

Frame Construction

The Beam frame is fabricated with a stylish, beveled angled foot in polished chrome. This is fitted in to a 1" x 3" oval steel tube leg and attached to a 1" x 3" rectangular steel beam. The beam and legs are finished in Black powder coat and the feet are in polished chrome.

Choice of Seats

Choose from the Rewind or Strike poly shells, standard in several vibrant colors. Also available with upholstered seat inserts in your choice of fabrics.

Optional Table Tops

Laminate table top is 1.25" thick high density particle board with PVC convex T-mold edge. Tops are available with over 1000 standard laminates from brands like Nevamar, Wilsonart, Formica and Pionite.

Note

These beam seating frames are free standing.
Floor mount is not available.

COLORS / FINISHES

Finish Colors:

Frame is finished in black powder coat.
Legs are finished in polished chrome.

OPTIONS

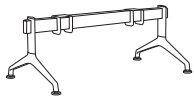
- CODE: FR - CA133 Flame Retardant (seat insert)
- CODE: MB - Moisture Barrier (seat insert)
- CODE: OT/S -Online Table - Square
- CODE: OT/R -Online Table - Round
- CODE: OT/E -Online Table - Rounded End

DIMENSIONS	2 Seat Beam	3 Seat Beam	4 Seat Beam
Overall Depth:	22"	22"	22"
Overall Width:	42"	62"	82"
Table Height:	17"	17"	17"
Weight per carton:	68 lb.	88 lb.	108 lb.



FOUR SEAT BEAM WITH REWIND SEATS

MODEL / DESCRIPTION / LIST PRICING FRAME ONLY (ADD SEAT/ARM OPTIONS TO LIST PRICE)

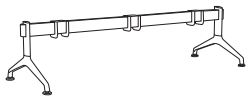


Two seat Angled Leg Beam frame

4206

Steel beam with angled chrome base and oval column

Two Seat beam frame
\$890 list

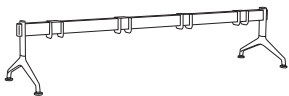


Three seat Angled Leg Beam frame

4207

Steel beam with angled chrome base and oval column

Three Seat beam frame
\$1105 list



Four seat Angled Leg Beam frame

4208

Steel beam with angled chrome base and oval column

Four Seat beam frame
\$1375 list


OPTIONS

Add upcharge to list price and code to model number

FR	CA133 Fire Retardant	\$90 / yard
MB	Moisture Barrier	\$68 / seat
OT/S	Online Table - Square	\$538


OT/R	Online Table - Round	\$538
OT/E	Online Table - Rounded End	\$538

SEAT OPTIONS / LIST PRICING PER SEAT (ADD TO FRAME LIST PRICE)



REW Rewind Poly Shell

Poly Shell
\$255





REW/SI Rewind Poly Shell / Upholstered Seat Insert

COM Yardage: 0.5 Yds. / seat


COM	GR1	GR2	GR3	GR4	GR5	GR6	GR7	GR8	GR9	GR10	LEA
\$350	\$375	\$389	\$405	\$421	\$438	\$456	\$474	\$493	\$513	\$533	\$630

REWIND SHELL COLORS



STR Strike Poly Shell

Poly Shell
\$220



STR/SI Strike Poly Shell / Upholstered Seat Insert

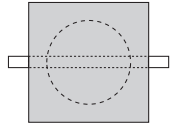
COM Yardage: 0.5 Yds. / seat

COM	GR1	GR2	GR3	GR4	GR5	GR6	GR7	GR8	GR9	GR10	LEA
\$310	\$332	\$345	\$359	\$373	\$388	\$404	\$420	\$436	\$454	\$472	\$558

STRIKE SHELL COLORS

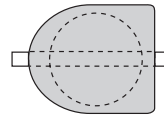


ONLINE TABLE OPTIONS / LIST PRICING (ADD TO FRAME LIST PRICE)



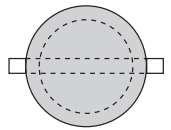
OT/S - Online Table - Square

18" x 18"
\$538



OT/E - Online Table - Rounded End

18" diameter
\$538



OT/R - Online Table - Round

18" diameter
\$538



THREE SEAT BEAM WITH TWO STRIKE SHELLS
AND OPTIONAL SQUARE TABLE



ROUND CAFÉ TABLE



4 COLUMN CAFÉ TABLE

ORDERING INFORMATION

- | | |
|----------------------------|-------------------------------|
| 1) Series Name | 6) Laminate Selection and No. |
| 2) Model Number | 7) Edge Style Code and Color |
| 3) Size | 8) Optional Items |
| 4) Quantity | |
| 5) Powder Coat Frame Color | |

ARCCOS CAFÉ BASE SPECIFICATIONS

Arccos X Base

Table Height	Table height is 29" to 30" depending on table top specified. Bar Height table is 42".
Column	3" round 14 gauge steel tubing welded to base and top plate.
Base	1.25", 14 gauge round tubular steel and .1875" flat plate steel. Base spread is 22", 26", 32" or 38"
Top Plate	Stamped steel, depending on size of tabletop: 10" x 10" square • 12" X 12" square 12" X 12" square • 14" X 14" square 24" x 24" square
Glides	Black pivoting glides.
Assembly	Top plate is welded to the vertical column and the vertical column is welded to the horizontal base. No tie rod assembly. Base mounts to tabletop with ¼-20 x 1" machine screws into metal inserts in top.
Finish	Choice of standard powder coat colors – See "Color Selections" brochure.

Flip-Top Mechanism

Durable all-steel construction with a spring-loaded release handle and a safety catch to maintain flipped-up position.

TABLE TOP SPECIFICATIONS

Table Tops

Table top core is CARB Phase I & Phase II Compliant. Laminate, wood veneer and phenolic backing are glued with water based adhesives.



X-BASE FLIP-TOP DETAIL

FINISHES

Laminate/Veneer Selections

ERG offers over 1000 standard laminate choices from Nevamar, Wilsonart, Formica and Pionite. Wood veneer is available in transparent stain colors - custom stain matching available.

Edge Selections:

ERG offers a wide variety of table top edge materials including PVC, wood, aluminum and resin/urethane.

Special Edge Note: When ganging or butting tables together, ERG recommends using 3MM flat edge or flat wood edge. Square tables using PVC T-edge will have a 2" radius on all corners.

Table Base/Legs

Arccos is available in all of our standard powder coat colors.

OPTIONS

- CODE: FLIP-X - Flip Top per X-base
- CODE: FLIP-T - Flip Top for two T-legs
- CODE: FOLD - Lightweight Folding Leg Mechanism per table
- CODE: SB - Anti-Sag bar for tables under 72"
- CODE: STH - Special Table Height (other than 29")
- CODE: ULW - Ultra-lightweight table top
- CODE: RP - Painted Foot-ring for bar height
- CODE: CAS3 - Mobile Casters
- CODE: GD - Ganging
- TABLE ACCESSORIES - Grommets, Wire Management, Power/Data Options, see the Table Accessories pricing.
- CODE: RAD - Radius Corners for 3MM Edge
- CODE: FTBH – Flip top support bar for rectangular bar height tables. (Maximum table top size 30x72)

MODEL / DESCRIPTION / LIST PRICING

ARCCOS | CAFÉ | ROUND



Model Number	Table Top Size	Shpg. Wght.	Base Spread	LAMINATE TOP ASSORTED EDGES								VENEER TOP	
				GRP 1	GRP 2	GRP 3	GRP 4	GRP 5	GRP 6	GRP 7	GRP 8	GRP 9	
AR24D	24" Dia.	32	22"- X	\$646	\$655	\$729	\$791	\$917	\$1022	\$1148	\$1662	\$1930	
AR30D	30" Dia.	43	26"- X	\$707	\$721	\$820	\$902	\$1069	\$1207	\$1374	\$1878	\$2121	
AR36D	36" Dia.	53	32"- X	\$886	\$903	\$1020	\$1120	\$1324	\$1491	\$1693	\$2338	\$2654	
AR42D	42" Dia.	72	32"- X	\$1018	\$1040	\$1193	\$1324	\$1587	\$1805	\$2068	\$2746	\$3050	
AR48D	48" Dia.	81	38"- X	\$1110	\$1136	\$1322	\$1480	\$1797	\$2062	\$2381	\$3056	\$3328	
AR54D	54" Dia.	56	38"- X	\$1279	\$1308	\$1520	\$1699	\$2060	\$2361	\$2723	\$3511	\$3837	
AR60D	60" Dia.	63	38"- 4COL	\$1373	\$1407	\$1650	\$1858	\$2276	\$2623	\$3041	\$3826	\$4120	

ARCCOS | CAFÉ | SQUARE



Model Number	Table Top Size	Shpg. Wght.	Base Spread	LAMINATE TOP ASSORTED EDGES								VENEER TOP	
				GRP 1	GRP 2	GRP 3	GRP 4	GRP 5	GRP 6	GRP 7	GRP 8	GRP 9	
AR24S	24" Sq.	40	22"- X	\$652	\$662	\$739	\$804	\$935	\$1044	\$1174	\$1686	\$1953	
AR2430S	24x30 Sq.	49	22"- X	\$690	\$702	\$790	\$867	\$1020	\$1147	\$1300	\$1811	\$2065	
AR30S	30" Sq.	54	26"- X	\$712	\$726	\$824	\$907	\$1073	\$1213	\$1379	\$1891	\$2135	
AR36S	36" Sq.	67	32"- X	\$896	\$913	\$1034	\$1138	\$1346	\$1518	\$1726	\$2373	\$2685	
AR42S	42" Sq.	90	38"- X	\$987	\$1010	\$1162	\$1294	\$1556	\$1775	\$2037	\$2679	\$2961	
AR48S	48" Sq.	107	38"- X	\$1054	\$1080	\$1256	\$1407	\$1710	\$1962	\$2266	\$2905	\$3164	

ARCCOS | CAFÉ | RECTANGLE



Model Number	Table Top Size	Shpg. Wght.	Base Spread	LAMINATE TOP ASSORTED EDGES								VENEER TOP	
				GRP 1	GRP 2	GRP 3	GRP 4	GRP 5	GRP 6	GRP 7	GRP 8	GRP 9	
AR2448	24x48 Sq.	70	2-22"- T	\$823	\$838	\$954	\$1051	\$1247	\$1412	\$1608	\$2188	\$2465	
AR2460	24x60 Sq.	79	2-22"- T	\$860	\$879	\$1007	\$1117	\$1336	\$1520	\$1739	\$2318	\$2581	
AR3048	30x48 Sq.	79	2-22"- T	\$865	\$883	\$1013	\$1125	\$1347	\$1532	\$1754	\$2333	\$2594	
AR3060	30x60 Sq.	90	2-22"- T	\$912	\$933	\$1078	\$1203	\$1455	\$1663	\$1914	\$2491	\$2735	

ARCCOS | CAFÉ | BAR HEIGHT



Model Number	Table Top Size	Shpg. Wght.	Base Spread	LAMINATE TOP ASSORTED EDGES								VENEER TOP	
				GRP 1	GRP 2	GRP 3	GRP 4	GRP 5	GRP 6	GRP 7	GRP 8	GRP 9	
ARH24D	24" Dia.	40	22"- X	\$804	\$815	\$888	\$953	\$1077	\$1182	\$1308	\$2013	\$2407	
ARH30D	30" Dia.	50	26"- X	\$868	\$881	\$978	\$1062	\$1227	\$1368	\$1533	\$2231	\$2597	
ARH36D	36" Dia.	63	32"- X	\$1035	\$1052	\$1170	\$1271	\$1473	\$1641	\$1842	\$2668	\$3100	

Note: FTBH option is required with STH option when ordering rectangle flip-top tables over 29" table height.

OPTIONS

Add upcharge to list price and code to model number

FLIP-T	Flip-Top for two T-legs	\$358
FLIP-X	Flip-Top per X-base (up to 42" top maximum)	\$125
FOLD	Lightweight Folding Leg Mechanism per table	\$298
SB	Stretcher Bar for tables under 72"	\$80
STH	Special Table Height (other than 29")	\$150 per base
ULW	Ultra-lightweight table top	\$190


RP	Painted Foot-ring for Bar Height	\$110
CAS3	Mobile Casters - Black	\$25 each
GD	Ganging per table	\$95
RAD	Radius Corners for 3MM Edge	\$200 per table
FTBH	All t-base bar height tables with flip top	\$300



STATIONARY T BASE



Table Storage Dollies
See Accessories Section



T-LEG FLIP-TOP TABLE WITH CASTERS
AND POWER/DATA OPTIONS

ORDERING INFORMATION

- | | |
|----------------------------|-------------------------------|
| 1) Series Name | 6) Laminate Selection and No. |
| 2) Model Number | 7) Edge Style Code and Color |
| 3) Size | 8) Wood Species |
| 4) Quantity | 9) Wood Stain Color |
| 5) Powder Coat Frame Color | 10) Optional Items |

ARCCOS TRAINING BASE SPECIFICATIONS

Arccos T Base

Table Height	Table height is 29" to 30" depending on table top specified.
Column	3" round or 1.5" x 3" oval 14 gauge steel tubing welded to base and top plate.
Base	1.25", 14 gauge round tubular steel and .1875" flat plate steel. Base spread is 16", 22", 26", 32" or 38"
Top Plate	Stamped steel, depending on size of tabletop: 10" x 10" square • 12" X 12" square 14" X 14" square • 24" x 24" square
Glides	Black pivoting glides.
Assembly	Top plate is welded to the vertical column and the vertical column is welded to the horizontal base. No tie rod assembly. Base mounts to tabletop with ¼-20 x 1" machine screws into metal inserts in top. Stretcher steel bars are used on tops 72" and longer.
Finish	Choice of standard powder coat colors – See "Color Selections" brochure.

Flip-Top Mechanism

Aluminum die-cast top plate and aluminum housing with single handle cable release.

Folding Mechanism

Lightweight nylon injection molded housing, cast aluminum pivot and metal locking slider. Rigid, taper locking design is activated by single lever that also locks in folded position.

TABLE TOP SPECIFICATIONS

Table Tops

Table top core is CARB Phase I & Phase II Compliant. Laminate, wood veneer and phenolic backing are glued with water based adhesives.

Ultra-Lightweight Table Tops

Ultra-lightweight tables have an exceptionally strong manufactured MDF top made from 100% recovered and recycled wood fiber with at least 25% post-industrial recycled fiber; the balance consisting of recovered waste fiber. Ultra-light tables are 18% lighter than standard tables.

FINISHES

Laminate/Veneer Selections

ERG offers over 1000 standard laminate choices from Nevamar, Wilsonart, Formica and Pionite. Wood veneer is available in transparent stain colors - custom stain matching available.

Edge Selections:

ERG offers a wide variety of table top edge materials including PVC, wood, aluminum and resin/urethane. Refer to the beginning of this Tables section for more details.

Special Edge Note: When ganging or butting tables together, ERG recommends using 3MM flat edge or flat wood edge. Square tables using PVC T-edge will have a 2" radius on all corners.

OPTIONS

- CODE: FLIP-T - Flip Top for two T-legs
- CODE: FOLD - Lightweight Folding Leg Mechanism per table
- CODE: SB - Stretcher bar for tables under 72"
- CODE: STH - Special Table Height (other than 29")
- CODE: ULW - Ultra-lightweight table top
- CODE: CAS3 - 3" Mobile Casters
- CODE: GD - Ganging
- TABLE ACCESSORIES - Grommets, Wire Management, Power/Data Options, see the Table Accessories pricing.
- CODE: RAD - Radius Corners for 3MM Edge
- CODE: FTBH – Flip top support bar for rectangular bar height tables. (Maximum table top size 30x72)

Note: When ordering modesty panel, table and panel must have 3MM edge.



FOLDING MECHANISM



T-LEG FLIP-TOP DETAIL



ARCCOS T-LEG PROFILE



SHOWN WITH CASTERS

MODEL / DESCRIPTION / LIST PRICING

ARCCOS | RECTANGLE

RECTANGLE

Model Number	Table Top Size	Shpg. Wght.	Base Spread	LAMINATE TOP ASSORTED EDGES							VENEER TOP	
				GRP 1	GRP 2	GRP 3	GRP 4	GRP 5	GRP 6	GRP 7	GRP 8	GRP 9
AR1836	18 X 36	48	2-16"- T	\$732	\$743	\$826	\$896	\$1039	\$1156	\$1297	\$1881	\$2188
AR1848	18 X 48	55	2-16"- T	\$761	\$774	\$868	\$947	\$1109	\$1242	\$1401	\$1984	\$2280
AR1860	18 X 60	62	2-16"- T	\$791	\$806	\$911	\$1000	\$1179	\$1328	\$1506	\$2088	\$2374
AR1872	18 X 72	69	2-16"- T	\$921	\$939	\$1054	\$1152	\$1350	\$1512	\$1709	\$2410	\$2764
AR1884	18 X 84	90	2-16"- T	\$973	\$992	\$1125	\$1239	\$1465	\$1655	\$1881	\$2580	\$2917
AR1896	18 X 96	97	2-16"- T	\$1029	\$1049	\$1193	\$1315	\$1560	\$1765	\$2010	\$2737	\$3084
AR2436	24 X 36	57	2-22"- T	\$784	\$798	\$899	\$986	\$1159	\$1303	\$1477	\$2057	\$2346
AR2448	24 X 48	108	2-22"- T	\$823	\$838	\$954	\$1051	\$1247	\$1412	\$1608	\$2188	\$2465
AR2460	24 X 60	75	2-22"- T	\$860	\$879	\$1007	\$1117	\$1336	\$1520	\$1739	\$2318	\$2581
AR2472	24 X 72	84	2-22"- T	\$999	\$1020	\$1162	\$1282	\$1526	\$1728	\$1970	\$2668	\$2996
AR2484	24 X 84	108	2-22"- T	\$1058	\$1082	\$1244	\$1382	\$1660	\$1893	\$2169	\$2865	\$3173
AR2496	24 X 96	117	2-22"- T	\$1122	\$1147	\$1324	\$1473	\$1775	\$2026	\$2328	\$3050	\$3365
AR3036	30 X 36	64	2-22"- T	\$820	\$834	\$946	\$1045	\$1240	\$1400	\$1594	\$2177	\$2452
AR3048	30 X 48	75	2-22"- T	\$865	\$883	\$1013	\$1125	\$1347	\$1532	\$1754	\$2333	\$2594
AR3060	30 X 60	86	2-22"- T	\$912	\$933	\$1078	\$1203	\$1455	\$1663	\$1914	\$2491	\$2735
AR3072	30 X 72	98	2-22"- T	\$1058	\$1083	\$1245	\$1383	\$1662	\$1895	\$2174	\$2867	\$3175
AR3084	30 X 84	124	2-22"- T	\$1126	\$1152	\$1337	\$1498	\$1816	\$2081	\$2400	\$3093	\$3378
AR3096	30 X 96	135	2-22"- T	\$1197	\$1226	\$1428	\$1601	\$1949	\$2237	\$2583	\$3304	\$3594
AR3648	36 X 48	86	2-26"- T	\$918	\$939	\$1088	\$1216	\$1468	\$1681	\$1934	\$2511	\$2755
AR3660	36 X 60	100	2-26"- T	\$973	\$997	\$1164	\$1308	\$1595	\$1835	\$2122	\$2696	\$2921
AR3672	36 X 72	113	2-26"- T	\$1128	\$1155	\$1341	\$1502	\$1821	\$2089	\$2409	\$3100	\$3385
AR3684	36 X 84	140	2-26"- T	\$1202	\$1232	\$1447	\$1629	\$1994	\$2298	\$2663	\$3353	\$3611
AR3696	36 X 96	153	2-26"- T	\$1283	\$1316	\$1549	\$1748	\$2146	\$2476	\$2876	\$3593	\$3852

Note: FTBH option is required with STH option when ordering rectangle flip-top tables over 29" table height.

OPTIONS

Add upcharge to list price and code to model number

FLIP-T	Flip-Top for two T-legs	\$358
FOLD	Lightweight Folding Leg Mechanism per table	\$298
SB	Stretcher Bar for tables under 72"	\$80
STH	Special Table Height (other than 29")	\$150 per leg
ULW	Ultra-lightweight table top	\$190

CAS3	3" Mobile Casters (2 Casters per leg)	\$25 each
GD	Ganging per table	\$95
RAD	Radius Corners for 3MM Edge	\$200 per table
FTBH	All t-base bar height tables with flip top	\$300



X-BASE CAFÉ TABLE



X-BASE BAR HEIGHT TABLE

ORDERING INFORMATION

- | | |
|----------------------------|-------------------------------|
| 1) Series Name | 6) Laminate Selection and No. |
| 2) Model Number | 7) Edge Style Code and Color |
| 3) Size | 8) Wood Species |
| 4) Quantity | 9) Wood Stain Color |
| 5) Powder Coat Frame Color | 10) Optional Items |

ARCHER CAFÉ BASE SPECIFICATIONS

Archer X Base

- Table Height** Table height is 29" to 30" depending on table top specified. Bar Height table is 42".
- Column** 2" or 2.5" square 14 gauge steel tubing.
- Base** 1" x 2" 14 gauge steel arched rectangular tubing – 22", 26", 32" or 38" spreads with metal welded end caps.
- Top Plate** 10" x 10" square • 12" X 12" square
14" X 14" square • 24" x 24" square
- Glides** Black pivoting glides.
- Assembly** Top plate is welded to the vertical column and the vertical column is welded to the horizontal base. No tie rod assembly. Base mounts to tabletop with ¼-20 x 1" machine screws into metal inserts in top.
- Finish** Choice of standard powder coat colors – See "Color Selections" brochure.

Flip-Top Mechanism

Durable all-steel construction with a spring-loaded release handle and a safety catch to maintain flipped-up position.

TABLE TOP SPECIFICATIONS

Table Tops

Table top core is CARB Phase I & Phase II Compliant. Laminate, wood veneer and phenolic backing are glued with water based adhesives.

FINISHES

Laminate/Veneer Selections

ERG offers over 1000 standard laminate choices from Nevamar, Wilsonart, Formica and Pionite. Wood veneer is available in transparent stain colors - custom stain matching available.

Edge Selections:

ERG offers a wide variety of table top edge materials including PVC, wood, aluminum and resin/urethane. Special Edge Note: When ganging or butting tables together, ERG recommends using 3MM flat edge, or flat wood edge. Square tables using PVC T-edge will have a 2" radius on all corners. Table Bases and Legs

OPTIONS

- CODE: FLIP-T - Flip Top for two T-legs
- CODE: FLIP-X - Flip Top per X-base
- CODE: FOLD - Lightweight Folding Leg Mechanism per table
- CODE: SB - Stretcher bar for tables under 72"
- CODE: STH - Special Table Height (other than 29")
- CODE: ULW - Ultra-lightweight table top
- CODE: CAS3 - 3" Mobile Casters
- CODE: GD - Ganging
- TABLE ACCESSORIES - Grommets, Wire Management, Power/Data Options, see the Table Accessories pricing.
- MODESTY PANEL - Two versions, removable and folding, are available, see the Table Accessories pricing.
- CODE: RAD - Radius Corners for 3MM Edge
- CODE: FTBH - Flip top support bar for rectangular bar height tables. (Maximum table top size 30x72)



BASE
DETAIL



GLIDE
DETAIL



CASTER
DETAIL

Note: When ordering modesty panel, table and panel must have 3MM edge.

MODEL / DESCRIPTION / LIST PRICING

ARCHER | CAFÉ | ROUND

● ROUND	Model Number	Table Top Size	Shpg. Wght.	Base Spread	LAMINATE TOP ASSORTED EDGES							VENEER TOP	
					GRP 1	GRP 2	GRP 3	GRP 4	GRP 5	GRP 6	GRP 7	GRP 8	GRP 9
					AH24D	24" Dia.	32	22"- X	\$620	\$630	\$704	\$766	\$892
AH30D	30" Dia.	43	26"- X	\$682	\$697	\$794	\$877	\$1044	\$1182	\$1350	\$1824	\$2046	
AH36D	36" Dia.	53	32"- X	\$835	\$853	\$969	\$1071	\$1273	\$1441	\$1642	\$2228	\$2505	
AH42D	42" Dia.	72	32"- X	\$967	\$989	\$1142	\$1273	\$1536	\$1754	\$2017	\$2636	\$2902	
AH48D	48" Dia.	86	38"- X	\$1060	\$1086	\$1271	\$1429	\$1748	\$2012	\$2331	\$2945	\$3180	
AH54D	54" Dia.	103	38"- X	\$1230	\$1260	\$1472	\$1652	\$2012	\$2313	\$2674	\$3406	\$3694	
AH60D	60" Dia.	123	38"- X	\$1326	\$1359	\$1602	\$1812	\$2228	\$2576	\$2993	\$3721	\$3978	

ARCHER | CAFÉ | SQUARE

■ SQUARE	Model Number	Table Top Size	Shpg. Wght.	Base Spread	LAMINATE TOP ASSORTED EDGES							VENEER TOP	
					GRP 1	GRP 2	GRP 3	GRP 4	GRP 5	GRP 6	GRP 7	GRP 8	GRP 9
					AH24S	24" Sq.	40	22"- X	\$599	\$618	\$690	\$734	\$869
AH30S	30" Sq.	54	26"- X	\$686	\$701	\$799	\$881	\$1048	\$1187	\$1354	\$1835	\$2060	
AH36S	36" Sq.	67	32"- X	\$847	\$863	\$985	\$1088	\$1296	\$1468	\$1676	\$2263	\$2536	
AH42S	42" Sq.	90	38"- X	\$937	\$960	\$1112	\$1244	\$1506	\$1725	\$1987	\$2571	\$2812	
AH48S	48" Sq.	107	38"- X	\$1004	\$1030	\$1205	\$1357	\$1660	\$1913	\$2215	\$2794	\$3015	

ARCHER | CAFÉ | RECTANGLE

■ RECTANGLE	Model Number	Table Top Size	Shpg. Wght.	Base Spread	LAMINATE TOP ASSORTED EDGES							VENEER TOP	
					GRP 1	GRP 2	GRP 3	GRP 4	GRP 5	GRP 6	GRP 7	GRP 8	GRP 9
					AH2430S	24x30	49	22"- X	\$664	\$677	\$765	\$842	\$995
AH2448	24x48	70	2-22"- T	\$777	\$794	\$908	\$1006	\$1202	\$1367	\$1563	\$2090	\$2331	
AH2460	24x60	79	2-22"- T	\$815	\$833	\$962	\$1072	\$1291	\$1475	\$1695	\$2219	\$2447	
AH3048	30x48	84	2-22"- T	\$821	\$838	\$968	\$1078	\$1302	\$1486	\$1709	\$2234	\$2461	
AH3060	30x60	90	2-22"- T	\$867	\$888	\$1033	\$1160	\$1410	\$1618	\$1869	\$2392	\$2602	

ARCHER | CAFÉ | BAR HEIGHT

● ROUND	Model Number	Table Top Size	Shpg. Wght.	Base Spread	LAMINATE TOP ASSORTED EDGES							VENEER TOP	
					GRP 1	GRP 2	GRP 3	GRP 4	GRP 5	GRP 6	GRP 7	GRP 8	GRP 9
					AHH24D	24" Dia.	40	22"- X	\$779	\$790	\$863	\$927	\$1052
AHH30D	30" Dia.	53	26"- X	\$843	\$856	\$954	\$1038	\$1202	\$1342	\$1508	\$2176	\$2523	
AHH36D	36" Dia.	63	32"- X	\$986	\$1003	\$1119	\$1221	\$1423	\$1591	\$1792	\$2558	\$2952	
AHH36S	36" Sq.	67	32"- X	\$1046	\$1063	\$1185	\$1288	\$1497	\$1668	\$1876	\$2702	\$3130	

■
SQUARE

Note: FTBH option is required with STH option when ordering rectangle flip-top tables over 29" table height.

OPTIONS

Add upcharge to list price and code to model number

FLIP-T	Flip-Top for two T-legs	\$358
FLIP-X	Flip-Top per X-base (up to 42" top maximum)	\$125
FOLD	Lightweight Folding Leg Mechanism per table	\$298
SB	Stretcher Bar for tables under 72"	\$80
STH	Special Table Height (other than 29")	\$150 per base

ULW	Ultra-lightweight table top	\$190
CAS3	3" Mobile Casters (2 Casters per leg)	\$25 each
GD	Ganging per table	\$95
RAD	Radius Corners for 3MM Edge	\$200 per table
FTBH	All t-base bar height tables with flip top	\$300



NESTED FLIP-TOP TABLES



Table Storage Dollies
See Accessories Section



TRAINING TABLE WITH
CASTERS AND POWER OPTION



LEG DETAIL

ORDERING INFORMATION

- | | |
|----------------------------|-------------------------------|
| 1) Series Name | 6) Laminate Selection and No. |
| 2) Model Number | 7) Edge Style Code and Color |
| 3) Size | 8) Wood Species |
| 4) Quantity | 9) Wood Stain Color |
| 5) Powder Coat Frame Color | 10) Optional Items |

ARCHER TRAINING BASE SPECIFICATIONS

Archer T Base

- Table Height** Table height is 29" to 30" depending on table top specified.
- Column** 2" or 2.5" square 14 gauge steel tubing.
- Base** 1" x 2" 14 gauge steel arched rectangular tubing – 16" 22", 26" spreads with metal welded end caps.
- Plate** 8" x 8" square 12 gauge stamped steel
2" x 4" 12 gauge stamped steel (Flip-Top or Folding).
- Glides** Black adjustable self-leveling swivel glides.
- Assembly** Top plate is welded to the vertical column and the vertical column is welded to the horizontal base plate. No tie rod assembly. Base mounts to tabletop with ¼-20 x 1" machine screws into metal inserts in top. Stretcher steel bars are used on tops 72" and longer.
- Finish** Choice of standard powder coat colors – See "Color Selections" brochure.

Flip-Top Mechanism

Aluminum die-cast top plate and aluminum housing with single handle cable release.

Folding Mechanism

Nylon injection molded housing, cast aluminum pivot and metal locking slider. Rigid, taper locking design is activated by single lever that also locks in folded position.

TABLE TOP SPECIFICATIONS

Table Tops

Table top core is CARB Phase I & Phase II Compliant. Laminate, wood veneer and phenolic backing are glued with water based adhesives.

Ultra-Lightweight Table Tops

Ultra-lightweight tables have an exceptionally strong manufactured MDF top made from 100% recovered and recycled wood fiber with at least 25% post-industrial recycled fiber; the balance consisting of recovered waste fiber. Ultra-light tables are 18% lighter than standard tables.

FINISHES

Laminate/Veneer Selections

ERG offers over 1000 standard laminate choices from Nevamar, Wilsonart, Formica and Pionite. Wood veneer is available in transparent stain colors - custom stain matching available.

Edge Selections:

ERG offers a wide variety of table top edge materials including PVC, wood, aluminum and resin/urethane. Special Edge Note: When ganging or butting tables together, ERG recommends using 3MM flat edge, or flat wood edge. Square tables using PVC T-edge will have a 2" radius on all corners. Table Bases and Legs

OPTIONS

- CODE: FLIP-T - Flip Top for two T-legs
- CODE: FOLD - Lightweight Folding Leg Mechanism per table
- CODE: SB - Stretcher bar for tables under 72"
- CODE: STH - Special Table Height (other than 29")
- CODE: ULW - Ultra-lightweight table top
- CODE: CAS3 - 3" Mobile Casters
- CODE: GD - Ganging
- TABLE ACCESSORIES - Grommets, Wire Management, Power/Data Options, see the Table Accessories pricing.
- MODESTY PANEL - Two versions, removable and folding, are available, see the Table Accessories pricing.
- CODE: RAD - Radius Corners for 3MM Edge
- CODE: FTBH - Flip top support bar for rectangular bar height tables. (Maximum table top size 30x72)

Note: When ordering modesty panel, table and panel must have 3MM edge.



GLIDE
DETAIL



CASTER
DETAIL



FLIP-TOP
DETAIL

MODEL / DESCRIPTION / LIST PRICING

ARCHER | RECTANGLE



Model Number	Table Top Size	Shpg. Wght.	Base Spread	LAMINATE TOP ASSORTED EDGES							VENEER TOP	
				GRP 1	GRP 2	GRP 3	GRP 4	GRP 5	GRP 6	GRP 7	GRP 8	GRP 9
AH1836	18 X 36	54	2-16"- T	\$685	\$698	\$780	\$851	\$992	\$1111	\$1252	\$1784	\$2054
AH1848	18 X 48	61	2-16"- T	\$717	\$730	\$824	\$903	\$1063	\$1197	\$1356	\$1884	\$2147
AH1860	18 X 60	68	2-16"- T	\$747	\$762	\$867	\$956	\$1134	\$1282	\$1460	\$1988	\$2240
AH1872	18 X 72	75	2-16"- T	\$878	\$893	\$1009	\$1108	\$1304	\$1468	\$1665	\$2311	\$2630
AH1884	18 X 84	81	2-16"- T	\$929	\$946	\$1080	\$1194	\$1421	\$1610	\$1837	\$2481	\$2782
AH1896	18 X 96	88	2-16"- T	\$984	\$1004	\$1147	\$1270	\$1515	\$1721	\$1966	\$2640	\$2949
AH2436	24 X 36	61	2-22"- T	\$738	\$754	\$854	\$940	\$1113	\$1257	\$1431	\$1959	\$2212
AH2448	24 X 48	70	2-22"- T	\$777	\$794	\$908	\$1006	\$1202	\$1367	\$1563	\$2090	\$2331
AH2460	24 X 60	79	2-22"- T	\$815	\$833	\$962	\$1072	\$1291	\$1475	\$1695	\$2219	\$2447
AH2472	24 X 72	88	2-22"- T	\$955	\$974	\$1116	\$1239	\$1481	\$1683	\$1926	\$2569	\$2862
AH2484	24 X 84	97	2-22"- T	\$1013	\$1038	\$1198	\$1337	\$1616	\$1848	\$2126	\$2766	\$3039
AH2496	24 X 96	106	2-22"- T	\$1076	\$1101	\$1278	\$1428	\$1730	\$1981	\$2281	\$2952	\$3231
AH3036	30 X 36	68	2-22"- T	\$773	\$789	\$903	\$999	\$1194	\$1356	\$1551	\$2076	\$2319
AH3048	30 X 48	79	2-22"- T	\$821	\$838	\$968	\$1078	\$1302	\$1486	\$1709	\$2234	\$2461
AH3060	30 X 60	90	2-22"- T	\$867	\$888	\$1033	\$1160	\$1410	\$1618	\$1869	\$2392	\$2602
AH3072	30 X 72	102	2-22"- T	\$1014	\$1038	\$1199	\$1338	\$1617	\$1849	\$2127	\$2770	\$3041
AH3084	30 X 84	113	2-22"- T	\$1082	\$1108	\$1294	\$1453	\$1770	\$2036	\$2356	\$2993	\$3244
AH3096	30 X 96	124	2-22"- T	\$1153	\$1181	\$1383	\$1557	\$1903	\$2192	\$2539	\$3206	\$3459
AH3648	36 X 48	88	2-26"- T	\$874	\$895	\$1043	\$1170	\$1424	\$1636	\$1891	\$2412	\$2621
AH3660	36 X 60	102	2-26"- T	\$929	\$953	\$1119	\$1263	\$1551	\$1790	\$2076	\$2597	\$2787
AH3672	36 X 72	115	2-26"- T	\$1084	\$1110	\$1297	\$1456	\$1776	\$2044	\$2363	\$3001	\$3252
AH3684	36 X 84	129	2-26"- T	\$1159	\$1188	\$1401	\$1585	\$1949	\$2253	\$2618	\$3254	\$3477
AH3696	36 X 96	142	2-26"- T	\$1239	\$1271	\$1504	\$1702	\$2100	\$2432	\$2831	\$3493	\$3718

ARCHER | SECTIONAL | HALF ROUND



Model Number	Table Top Size	Shpg. Wght.	Base Spread	LAMINATE TOP ASSORTED EDGES							VENEER TOP	
				GRP 1	GRP 2	GRP 3	GRP 4	GRP 5	GRP 6	GRP 7	GRP 8	GRP 9
AHHR2448	24 X 48	70	2-16"- T	\$1032	\$1061	\$1266	\$1439	\$1789	\$2079	\$2429	\$2946	\$3100
AHHR3060	30 X 60	90	2-22"- T	\$1114	\$1147	\$1380	\$1580	\$1979	\$2311	\$2709	\$3222	\$3350
AHHR3672	36 X 72	115	2-26"- T	\$1324	\$1361	\$1632	\$1865	\$2329	\$2715	\$3179	\$3807	\$3976

Note: FTBH option is required with STH option when ordering rectangle flip-top tables over 29" table height.

OPTIONS


Add upcharge to list price and code to model number

FLIP-T	Flip-Top for two T-legs	\$358	CAS3	3" Mobile Casters (2 Casters per leg)	\$25 each
FOLD	Lightweight Folding Leg Mechanism per table	\$298	GD	Ganging per table	\$95
SB	Stretcher Bar for tables under 72"	\$80	RAD	Radius Corners for 3MM Edge	\$200 per table
STH	Special Table Height (other than 29")	\$150 per leg	FTBH	All t-base bar height tables with flip top	\$300
ULW	Ultra-lightweight table top	\$190			

ARISTO SERIES

The Aristo Series features a laminate frame and back. Seats and backs can be upholstered with your choice of fabric over high density foam.

**NOW IN LAMINATE
AT
REDUCED PRICES**



ARISTO BANQUETTE

ORDERING INFORMATION

- | | |
|--------------------------|-----------------------|
| 1) Series Name | 5) Laminate Selection |
| 2) Model Number | 6) Plinth Base Finish |
| 3) Quantity | 7) Optional Items |
| 4) Fabric Grade & Number | |

ARISTO BANQUETTE SPECIFICATIONS

Upholstery

Seat and back are covered in choice of fabric, vinyl, crypton, leather or COM. ERG uses only water based glues and adhesives in our upholstery process.

Frame Construction

The Aristo frame is made of laminate. All foam is fully bonded to frame. Seat cushions are 5" graded high resiliency (H.R.) block foam with back 2" (H.R.) foam, covered entirely with special bonded polyester fiber to protect final upholstery.

Plinth Base

The standard recessed base is available in a choice of laminate or unfinished so that you can add your own cove base or carpet.

Anchoring

Aristo dining benches are easy to anchor to the floor. Floor mount instructions can be provided by customer service. Hardware for anchoring bench to the floor is not included.

Note:

Please allow extra fabric for repeat design.

COLORS / FINISHES

Seat and Back

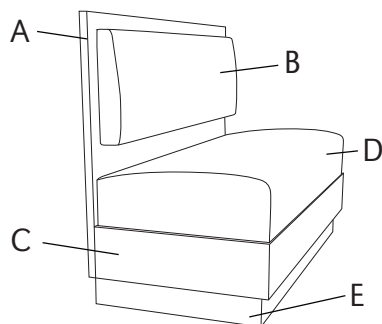
Seat and back are covered in choice of fabric, vinyl, crypton, leather

Laminate Selections

ERG offers over 1000 standard laminate choices from Nevamar, Wilsonart, Formica and Pionite.

OPTIONS

- CODE: FR - CA133 Fire Retardant.
- CODE: MB -Moisture Barrier (up to 60" overall width).
- CODE: MB60 -Moisture Barrier (over 60" overall width).
- CODE: MBB -Moisture Barrier (up to 60" overall width Back-to-Back).
- CODE: MBB60 -Moisture Barrier (over 60" overall width Back-to-Back).
- CODE: 2FO - Two Fabric Option.
- CODE: CO - Clean Out.
- CODE: PIP - Piping on edge of upholstery section, back or bench
- CODE: UFB - Unfinished Plinth Base.



- A - Frame Back Panel - Choice of Laminate
- B - Seat Back - Choice of fabrics
- C - Frame Seat - Choice of Laminate
- D - Seat - Choice of fabrics
- E - Recessed Base - Specify unfinished or laminate

DIMENSIONS	Straight Banquette	Back to Back Banquette
Seat Depth:	20"	20"
Seat Height:	18"	18"
Overall Depth:	24"	47"
Overall Width:	48", 60", 72"	48", 60", 72"
Overall Height:	34"	34"
Qty./Wt.:	1 ea./150 lbs.	1 ea./300 lbs.



ARISTO BACK TO BACK BANQUETTE




MODEL / DESCRIPTION / LIST PRICING




4850 48" Banquette COM Yardage: Total: 4.5 Yds. / Back: 2 Yds. / Seat: 2.5 Yds.

COM	GR1	GR2	GR3	GR4	GR5	GR6	GR7	GR8	GR9	GR10	LEA
\$3775	\$4039	\$4201	\$4369	\$4544	\$4725	\$4914	\$5111	\$5315	\$5528	\$5749	\$6795



4852 60" Banquette COM Yardage: Total: 5.75 Yds. / Back: 2.75 Yds. / Seat: 3 Yds.

COM	GR1	GR2	GR3	GR4	GR5	GR6	GR7	GR8	GR9	GR10	LEA
\$5574	\$5964	\$6203	\$6451	\$6709	\$6977	\$7256	\$7547	\$7848	\$8162	\$8489	\$10033



4854 72" Banquette COM Yardage: Total: 6.5 Yds. / Back: 3 Yds. / Seat: 3.5 Yds.

COM	GR1	GR2	GR3	GR4	GR5	GR6	GR7	GR8	GR9	GR10	LEA
\$7550	\$8079	\$8402	\$8738	\$9087	\$9451	\$9829	\$10222	\$10631	\$11056	\$11498	\$13590



4856 48" Back-to-Back Banquette COM Yardage: Total: 9 Yds. / Back: 4 Yds. / Seat: 5 Yds.

COM	GR1	GR2	GR3	GR4	GR5	GR6	GR7	GR8	GR9	GR10	LEA
\$7172	\$7674	\$7981	\$8300	\$8632	\$8978	\$9337	\$9710	\$10099	\$10502	\$10923	\$12910

4858 60" Back-to-Back Banquette COM Yardage: Total: 11.5 Yds. / Back: 5.5 Yds. / Seat: 6 Yds.

COM	GR1	GR2	GR3	GR4	GR5	GR6	GR7	GR8	GR9	GR10	LEA
\$10590	\$11331	\$11785	\$12256	\$12746	\$13256	\$13786	\$14338	\$14911	\$15508	\$16128	\$19062

4860 72" Back-to-Back Banquette COM Yardage: Total: 13 Yds. / Back: 6 Yds. / Seat: 7 Yds.

COM	GR1	GR2	GR3	GR4	GR5	GR6	GR7	GR8	GR9	GR10	LEA
\$14346	\$15350	\$15964	\$16603	\$17267	\$17958	\$18676	\$19423	\$20200	\$21008	\$21848	\$25823

OPTIONS

Add upcharge to list price and code to model number

FR	CA133 Fire Retardant per yard	\$90/yd.
MB	Moisture Barrier - up to 60" width	\$125 each
MB60	Moisture Barrier - over 60" width	\$200 each
MBB	Moisture Barrier - up to 60" width Back-to-Back	\$250 each
MBB60	Moisture Barrier - over 60" width Back-to-Back	\$400 each

2FO	Two Fabric Option	\$98
CO	Clean Out - up to 60" width	\$250
CO	Clean Out - over 60" width	\$350
PIP	Piping horizontally & vertically - per bench or back	\$60
UFB	Unfinished Plinth Base	Deduct \$80

ASHTON LOUNGE

With Ashton Lounge, creating lobby and lounge settings is easy with modular pieces that can form into many different configurations, and fit into any room size. Spectacular results have been obtained when designers use optional contrasting fabrics for backs and seats. The clean lines and sturdy styling of Ashton make it ideal for any application.



ASHTON SINGLE SEAT LOUNGE WITH UPHOLSTERED ARMS



ASHTON CORNER GROUP WITH OUTSIDE ARMS AND ASHTON 90° TABLE

ORDERING INFORMATION

To Order Please Specify:

- | | |
|-----------------------------|--------------------------|
| 1) Series Name | 5) Frame Color |
| 2) Model Number | 6) Fabric Grade & Number |
| 3) Quantity | 7) Optional Items |
| 4) Stain Color for Arm Caps | |

COLORS / FINISHES

Metal Leg Finish Colors:

Standard powder coat colors or optional polished chrome available.

Wood Stain Colors:

All standard transparent wood stain colors available for wood arm caps.

ASHTON GENERAL SPECIFICATIONS

Upholstery

Seat and back are covered in choice of fabric, vinyl, crypton, leather or COM. ERG uses only water based glues and adhesives in our upholstery process. . Contrasting fabrics are available.

Frame Construction

Frame assembly is constructed of multi-ply hardwood, with tongue and groove construction. All foam is fully bonded to frame. Seat cushions are 5" graded high resiliency (H.R.) block foam, covered entirely with special bonded polyester fiber to protect final upholstery. No sag-springs are installed in seat & back along with interlocking helicoil springs to prevent sagging and provide additional lower back and seat support. Each modular unit consists of two individual components bolted together.

Metal Legs

Ashton metal legs are 1.5" diameter, 14 gauge steel tubing welded to a top flange. Each leg has a factory installed black nylon glide.

Arm Choices

Ashton Lounge is available with 3 styles of arms: metal, round or square upholstered. See Ashton arm pricing page for more details.

Arm Caps

Metal arms are available with black polyurethane or wood arm caps. Maple wood arm caps can be finished in choice of standard transparent wood stain colors. All stains, sealers and lacquers used by ERG are water based and 100% environmentally friendly.

Note:

- Tablet orders of 5 or less - choice of 3 standard laminate colors: Wilsonart Black 1595-60, Formica Brite White 459-58 or Nevamar Silver Alu Metalx MXT003.
- Tablet orders of 6 or more - any choice standard laminate colors.


OPTIONS

- CODE: FR - CA133 Fire Retardant.
- CODE: MB - Moisture Barrier.
- CODE: 2FO - Two Fabric Upholstery Option.
- CODE: GD - Ganging Brackets (Necessary when ganging two or more modules together). Please submit drawing layout where ganging should be installed.
- CODE: PC - Polished Chrome Legs.
- CODE: CAS3 - 3" Casters.
- CODE: AHG - Metal Hand Grip.
- CODE: TABF(-) - Fixed Post Tablet (laminata shape A, B or C, armless)
- CODE: TAB(-) - Non-Removable Swivel Tablet (laminata shape A, B or C specify left or right arm)
- CODE: TABR1(-) - Removable Swivel Tablet (laminata shape A, B or C specify left or right arm)
- CODE: TABR2(-) - Removable Swivel Tablet (laminata shape A, B or C with opening for tablet on both arms)
- CODE: SST - Solid Surface Tablet Arm (add to Tablet option)
- CODE: LAM5 - Non-standard laminate for 5 or less tablets see options for upcharge

Note: Factory installed power/data available, see accessories section for details and pricing.



FIXED POST TABLET



METAL HAND GRIP



ELECTRICAL/DATA

DIMENSIONS	Single Seat	Two Seat	Three Seat
Seat Width:	22"	44"	66"
Seat Depth:	20"	20"	20"
Seat Height:	17.5"	17.5"	17.5"
Back Height:	33"	33"	33"
Overall Width:	22"	44"	66"
Overall Depth:	28"	28"	28"
Qty./Wt.:	1 ea./50 lbs.	1 ea./110 lbs.	1 ea./135 lbs.



TWO SEAT LOUNGE



SINGLE SEAT LOUNGE WITH CASTERS AND HAND GRIP

MODEL / DESCRIPTION / LIST PRICING

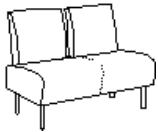


606 Single Seat Lounge



COM Yardage: 3 Yds. / Back: 1.5 Yds. / Seat: 1.5 Yds.

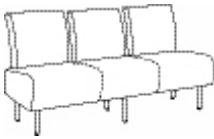
COM	GR1	GR2	GR3	GR4	GR5	GR6	GR7	GR8	GR9	GR10	LEA
\$1189	\$1272	\$1323	\$1376	\$1430	\$1488	\$1548	\$1609	\$1674	\$1741	\$1810	\$2139



608 Two Seat Lounge

COM Yardage: 6 Yds. / Back: 3 Yds. / Seat: 3 Yds.

COM	GR1	GR2	GR3	GR4	GR5	GR6	GR7	GR8	GR9	GR10	LEA
\$2053	\$2197	\$2285	\$2376	\$2471	\$2569	\$2672	\$2779	\$2891	\$3006	\$3127	\$3695



610 Three Seat Lounge

COM Yardage: 9 Yds. / Back: 4.5 Yds. / Seat: 4.5 Yds.

COM	GR1	GR2	GR3	GR4	GR5	GR6	GR7	GR8	GR9	GR10	LEA
\$2645	\$2830	\$2943	\$3061	\$3184	\$3311	\$3443	\$3581	\$3724	\$3873	\$4028	\$4761

TABLET SHAPES

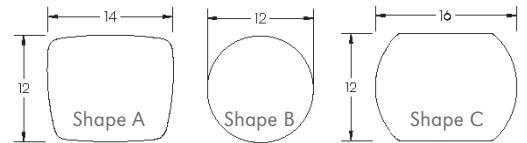
Choose from 3 Tablet Shapes::

Tablets for all modular series are available in 3 shapes, choose from the three shapes shown and specify; A, B or C and left or right (outside tablet) when ordering. Example: TABF-(A) Left - this would be a fixed shape A tablet on the left side (when seated).

Optional Solid Surface available.

Note:

- Tablet orders of 5 or less - choice of 3 standard laminate colors: Wilsonart Black 1595-60, Formica Brite White 459-58 or Nevamar Silver Alu Metalx MXT003.
- Tablet orders of 6 or more - any choice standard laminate colors.



OPTIONS

Add upcharge to list price and code to model number

FR	CA133 Fire Retardant per yard	\$90/yd.
MB	Moisture Barrier - per seat	\$125
2FO	Two fabric option	\$98
GD	Ganging Brackets - pair	\$52
PC	Polished Chrome Legs - set of four	\$65
AHG	Metal Hand Grip - per seat	\$150
CAS3	3" Casters	\$25 ea.

TABF-()	Fixed Post Tablet (specify A, B or C, left or right side)	\$370
TAB-()	Swivel Tablet (specify A, B or C, left or right arm)	\$395
TABR1-()	Removable Tablet (specify A, B or C, left or right arm)	\$470
TABR2-()	Removable Tablet (specify A, B or C both arm openings)	\$570
SST	Solid Surface Tablet Arm - add to tablet option	\$125
LAM5	Non-standard laminate (5 tablets or less)	\$250 ea. tablet

DIMENSIONS	Single Seat
Seat Width:	22"
Seat Depth:	20"
Seat Height:	17.5"
Arm Height:	25.5"
Back Height:	33"
Overall Width:	27"
Overall Depth:	28"
Qty./Wt.:	1 ea./65 lbs.



METAL OUTSIDE ARMS



UPHOLSTERED ARMS



NOTE: Left or Right Arm is determined when seated on product. Arms are factory installed.

MODEL / DESCRIPTION / LIST PRICING



Left
Outside Arm
Poly or Maple
Wood

Right
Outside Arm
Poly or Maple
Wood

603L-POLY Ashton Left Outside Arm - with Polyurethane Arm Cap


603R-POLY Ashton Right Outside Arm - with Polyurethane Arm Cap

605L-WOOD Ashton Left Outside Arm - with Maple Wood Arm Cap

605R-WOOD Ashton Right Outside Arm - with Maple Wood Arm Cap

Polyurethane Arm Cap - Right or Left
\$424 per arm

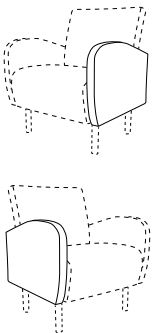
Maple Wood Arm Cap - Right or Left
\$478 per arm



DETAIL POLYURETHANE ARM CAP



MAPLE WOOD ARM CAP




Left
Outside Arm
Upholstered
Round

Right
Outside Arm
Upholstered
Round

620L Ashton Round Left Outside Arm
COM Yardage 2 Yds.

620R Ashton Round Right Outside Arm
COM Yardage 2 Yds.



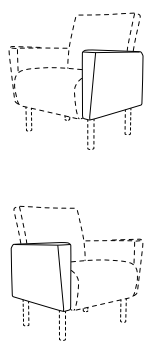
UPHOLSTERED
ROUND ARM

Upholstered Round Arm - Right or Left
\$439 COM

620L/R Ashton Round Outside Arm - Left/Right

COM Yardage: 2.5 Yds.

COM	GR1	GR2	GR3	GR4	GR5	GR6	GR7	GR8	GR9	GR10	LEA
\$439	\$469	\$488	\$508	\$528	\$549	\$571	\$594	\$617	\$643	\$668	\$790



Left
Outside Arm
Upholstered
Square

Right
Outside Arm
Upholstered
Square

621L Ashton Square Left Outside Arm
COM Yardage 2 Yds.

621R Ashton Square Right Outside Arm
COM Yardage 2 Yds.



UPHOLSTERED
SQUARE ARM

Upholstered Square Arm - Right or Left
\$463 COM


621L/R Ashton Square Outside Arm - Left/Right

COM Yardage: 1.5 Yds.

COM	GR1	GR2	GR3	GR4	GR5	GR6	GR7	GR8	GR9	GR10	LEA
\$463	\$496	\$516	\$536	\$558	\$580	\$603	\$627	\$652	\$678	\$706	\$834

ASHTON BENCH

With Ashton Bench, creating lobby settings is easy with modular pieces that can fit into any room size. The clean lines and sturdy styling of Ashton make it ideal for any application. Coordinate with Ashton Lounge and Occasional Tables.



ASHTON TWO-SEAT BENCH



Ashton Benches coordinate with Ashton Lounge.

ORDERING INFORMATION

To Order Please specify:

- 1) Series Name
- 2) Model Number
- 3) Quantity
- 4) Fabric Grade and Number
- 5) Finish Color for Legs
- 6) Optional Items

ASHTON GENERAL SPECIFICATIONS

Frame Construction

Frame assembly is constructed of multi-ply hardwood, with tongue and groove construction. No sag-springs are installed in seat along with interlocking helicoil springs to prevent sagging and provide additional lower back and seat support. Each modular unit consists of two individual components bolted together.

Upholstery

All foam is fully bonded to frame. Seat cushions are 5" graded high resiliency (H.R.) block foam, covered entirely with special bonded polyester fiber to protect final upholstery. ERG uses only water based glues and adhesives in our upholstery process. Seat is covered in choice of fabric, vinyl, crypton, leather or COM.

Metal Legs

Ashton metal legs are 1.5" diameter, 14-gauge steel tubing welded to a top flange.

Glides

All benches are standard with factory installed black nylon glides.

COLORS / FINISHES

Metal Leg Finishes:

Standard powder coat colors or optional polished chrome available.

OPTIONS

- CODE: FR - CA133 Fire Retardant.
- CODE: MB - Moisture Barrier.
- CODE: SBH - Special Height.
- CODE: PC - Polished Chrome Legs.

DIMENSIONS	Ottoman	Two Seat	Three Seat
Overall Depth:	26"	26"	26"
Overall Width:	22"	45"	68"
Overall Height:	18"	18"	18"
Qty/Wt per carton	1 ea. 25 lbs	1 ea. 50 lbs	1 ea. 75 lbs

MODEL / DESCRIPTION / LIST PRICING

	601 Single Seat Bench/Ottoman											COM Yardage: Total: 1.75 Yds.
	COM	GR1	GR2	GR3	GR4	GR5	GR6	GR7	GR8	GR9	GR10	LEA
	\$898	\$961	\$999	\$1039	\$1080	\$1124	\$1169	\$1215	\$1264	\$1314	\$1367	\$1616
	605 Two Seat Bench											COM Yardage: Total: 2.5 Yds.
	COM	GR1	GR2	GR3	GR4	GR5	GR6	GR7	GR8	GR9	GR10	LEA
	\$1408	\$1507	\$1567	\$1629	\$1694	\$1762	\$1833	\$1907	\$1983	\$2062	\$2144	\$2535
	611 Three-Seat Bench											COM Yardage: Total: 3.5 Yds.
	COM	GR1	GR2	GR3	GR4	GR5	GR6	GR7	GR8	GR9	GR10	LEA
	\$2006	\$2147	\$2232	\$2322	\$2414	\$2511	\$2612	\$2716	\$2825	\$2938	\$3055	\$3611

OPTIONS

Add upcharge to list price and code to model number

FR	CA133 Fire Retardant per yard	\$90/yd.
MB	Moisture Barrier - per seat	\$125
SBH	Special Height	\$295

PC	Polished Chrome Legs - set of 4	\$90
PC	Polished Chrome Legs - Three Seat bench (6 legs)	\$120

ASPEN TABLES

Aspen tables offer a dynamic style for conferencing and meeting areas. The angled metal or wood legs convey a bold and stylish look with a solid foundation.



ASPEN CONFERENCE TABLE WITH
OPTIONAL CHROME LEGS AND
ALMOST RECTANGLE TOP

ORDERING INFORMATION

- | | |
|-----------------|---|
| 1) Series Name | 5) Powder Coat Color (metal legs and wood leg holder) |
| 2) Model Number | 6) Wood Stain Color (wood legs) |
| 3) Size | 7) Laminate Selection and No. |
| 4) Quantity | 8) Edge Style Code and Color |

ASPEN SPECIFICATIONS

Aspen Legs

Table Height Table height is 29" to 30" depending on table top specified.

Legs The Aspen leg is made with 1.5" x 4", 14 gauge rectangular steel tubing or solid Beech wood.

Plate/Holder 8" x 8" stamped metal plate welded to metal leg or wood leg holder.

Glides Factory installed adjustable glides are standard.

Assembly Aspen features completely welded one piece angled legs and leg holder. The top plate is completely welded to the leg or holder. Leg mounts to tabletop with ¼-20 x 1" machine screws into metal inserts in top; NO WOOD SCREWS ARE USED.

Table Tops

Table top core is CARB Compliant 1.25" particle board. Laminate and phenolic backing are glued with water based adhesives.

FINISHES

Leg Finishes

Aspen metal legs are available in **standard powder coat colors**. Wood legs are available in all of our **standard wood stain colors**. Wood leg metal holders come standard in powder coat finish. Metal legs and wood leg metal holders are also available in optional polished chrome.

Laminate/Veneer Selection

ERG offers over 1000 standard laminate choices from Nevamar, Wilsonart, Formica and Pionite. Wood veneer is available in transparent stain colors - custom stain matching available.

Edge Selection


ERG offers a wide variety of table top edge materials including PVC, wood, aluminum and resin/urethane. Refer to "Table Edges and Profiles" at beginning of "Tables" section.

OPTIONS

- CODE: GD - Ganging.
- CODE: STH - Special Table Height, for any table height other than 29".
- CODE: PCA - Polished Chrome Leg.
- CODE: PCH - Polished Chrome Holder (Wood Leg).
- CODE: CRT - Racetrack Table Top
- CODE: COT - Oval Table Top.
- CODE: CBT - Boat Table Top.
- CODE: CAT - Almost Rectangle Table Top.
- CODE: AMBU - Bullet Shape Table Top (Media Table).
- CODE: AMBH - Bar Height Table Top (Media Table).
- CODE: RAD - Radius Corners for 3MM Edge.
- CODE: CPL - Center Power Riser (Laminate - up to 96").
- CODE: CPV - Center Power Riser (Veneer - up to 96").
- CODE: PLA - Aspen Power Leg with Grommet (not available on wood leg).



ASPEN CONFERENCE TABLE
WITH WOOD LEGS



WOOD LEG HOLDER DETAIL

OPTIONAL CONFERENCE TABLE TOP SHAPES



OPTIONAL RACETRACK TOP
WITH WOOD LEGS



RACETRACK TOP
CODE: CRT



OPTIONAL BOAT TOP
WITH METAL LEGS



BOAT TOP
CODE: CBT



OPTIONAL OVAL TOP
WITH METAL LEGS



OVAL TOP
CODE: COT



OPTIONAL ALMOST
RECTANGLE TOP
WITH CHROME LEGS



ALMOST RECTANGLE TOP
CODE: CAT

MODEL / DESCRIPTION / LIST PRICING

ASPEN | CONFERENCE | METAL LEGS | RECTANGLE

RECTANGLE

Model Number	Table Top Size	Shpg. Wght.	Number Of Legs	LAMINATE TOP ASSORTED EDGES							VENEER TOP	
				GRP 1	GRP 2	GRP 3	GRP 4	GRP 5	GRP 6	GRP 7	GRP 8	GRP 9
AS3672	36 X 72	115	4 Legs	\$1587	\$1611	\$1775	\$1916	\$2198	\$2433	\$2715	\$4037	\$4751
AS3684	36 X 84	129	4 Legs	\$1653	\$1680	\$1868	\$2028	\$2350	\$2618	\$2939	\$4259	\$4950
AS3696	36 X 96	142	4 Legs	\$1702	\$1731	\$1935	\$2111	\$2461	\$2753	\$3104	\$4421	\$5097
AS4272	42 X 72	129	4 Legs	\$1958	\$2025	\$2294	\$2463	\$2967	\$3387	\$3892	\$4055	\$5254
AS4284	42 X 84	144	4 Legs	\$2083	\$2159	\$2461	\$2650	\$3216	\$3688	\$4254	\$4265	\$5490
AS4296	42 X 96	160	4 Legs	\$2186	\$2270	\$2605	\$2815	\$3443	\$3966	\$4594	\$4419	\$5647
AS4872	48 X 72	142	4 Legs	\$2052	\$2125	\$2417	\$2600	\$3147	\$3603	\$4151	\$4218	\$5442
AS4884	48 X 84	160	4 Legs	\$2173	\$2256	\$2587	\$2794	\$3414	\$3931	\$4551	\$4400	\$5627
AS4896	48 X 96	178	4 Legs	\$2285	\$2376	\$2743	\$2972	\$3659	\$4231	\$4918	\$4567	\$5797
AS48108*	48 X 108	196	6 Legs	\$2836	\$2936	\$3338	\$3590	\$4343	\$4971	\$5725	\$5833	\$7530
AS48120*	48 X 120	214	6 Legs	\$2947	\$3057	\$3494	\$3768	\$4588	\$5272	\$6092	\$6000	\$7700
AS48144*	48 X 144	250	6 Legs	\$3200	\$3329	\$3848	\$4172	\$5144	\$5954	\$6926	\$6379	\$8086
AS48168*	48 X 168	286	6 Legs	\$3582	\$3742	\$4383	\$4784	\$5985	\$6986	\$8188	\$6953	\$8671
AS48240*	48 X 240	394	8 Legs	\$4582	\$4776	\$5554	\$6040	\$7498	\$8713	\$10171	\$9024	\$11356
AS6096	60 X 96	214	4 Legs	\$3053	\$3160	\$3589	\$3858	\$4662	\$5333	\$6138	\$6291	\$8128
AS60108*	60 X 108	237	6 Legs	\$3098	\$3220	\$3706	\$4010	\$4921	\$5680	\$6591	\$6227	\$7931
AS60120*	60 X 120	259	6 Legs	\$3226	\$3358	\$3884	\$4214	\$5201	\$6024	\$7012	\$6418	\$8126
AS60144*	60 X 144	304	6 Legs	\$3551	\$3709	\$4339	\$4734	\$5916	\$6902	\$8085	\$6906	\$8624

* Asterisk after model number indicates 2 piece tops (3 pieces for 240") with center seams for tables over 96".

OPTIONS

Add upcharge to list price and code to model number

PCA	Polished Chrome Legs	\$110 per leg	CBT	Boat table top	add 25%
GD	Ganging	\$95 per table	CAT	Almost Rectangle table top	add 25%
STH	Special Table Height, other than 29"	\$350 per table	CPL	Center Power Riser (Laminate - Up To 96")	\$1290
RAD	Radius Corners for 3MM Edge	\$200 per table	CPV	Center Power Riser (Veneer - Up To 96")	\$1630
CRT	Racetrack table top	add 20%	PLA	Aspen Power Leg with Grommet (Metal Leg Only)	\$121 per leg
COT	Oval table top	add 20%			

MODEL / DESCRIPTION / LIST PRICING

ASPEN | CONFERENCE | WOOD LEGS | RECTANGLE

	Model Number	Table Top Size	Shpg. Wght.	Number Of Legs	LAMINATE TOP ASSORTED EDGES							VENEER TOP	
					GRP 1	GRP 2	GRP 3	GRP 4	GRP 5	GRP 6	GRP 7	GRP 8	GRP 9
RECTANGLE	ASW3672	36 X 72	115	4 Legs	\$2107	\$2131	\$2295	\$2436	\$2718	\$2953	\$3235	\$4557	\$5271
	ASW3684	36 X 84	129	4 Legs	\$2173	\$2200	\$2388	\$2548	\$2870	\$3138	\$3459	\$4779	\$5470
	ASW3696	36 X 96	142	4 Legs	\$2222	\$2251	\$2455	\$2631	\$2981	\$3273	\$3624	\$4941	\$5617
	ASW4272	42 X 72	129	4 Legs	\$2478	\$2545	\$2814	\$2983	\$3487	\$3907	\$4412	\$4575	\$5774
	ASW4284	42 X 84	144	4 Legs	\$2603	\$2679	\$2981	\$3170	\$3736	\$4208	\$4774	\$4785	\$6010
	ASW4296	42 X 96	160	4 Legs	\$2706	\$2790	\$3125	\$3335	\$3963	\$4486	\$5114	\$4939	\$6167
	ASW4872	48 X 72	142	4 Legs	\$2572	\$2645	\$2937	\$3120	\$3667	\$4123	\$4671	\$4738	\$5962
	ASW4884	48 X 84	160	4 Legs	\$2693	\$2776	\$3107	\$3314	\$3934	\$4451	\$5071	\$4920	\$6147
	ASW4896	48 X 96	178	4 Legs	\$2805	\$2896	\$3263	\$3492	\$4179	\$4751	\$5438	\$5087	\$6317
	ASW48108*	48 X 108	196	6 Legs	\$3616	\$3716	\$4118	\$4370	\$5123	\$5751	\$6505	\$6613	\$8310
	ASW48120*	48 X 120	214	6 Legs	\$3727	\$3837	\$4274	\$4548	\$5368	\$6052	\$6872	\$6780	\$8480
	ASW48144*	48 X 144	250	6 Legs	\$3980	\$4109	\$4628	\$4952	\$5924	\$6734	\$7706	\$7159	\$8866
	ASW48168*	48 X 168	286	6 Legs	\$4362	\$4522	\$5163	\$5564	\$6765	\$7766	\$8968	\$7733	\$9451
	ASW48240*	48 X 240	394	8 Legs	\$5622	\$5816	\$6594	\$7080	\$8538	\$9753	\$11211	\$10064	\$12396
	ASW6096	60 X 96	214	4 Legs	\$3573	\$3680	\$4109	\$4378	\$5182	\$5853	\$6658	\$6811	\$8648
	ASW60108*	60 X 108	237	6 Legs	\$3878	\$4000	\$4486	\$4790	\$5701	\$6460	\$7371	\$7007	\$8711
ASW60120*	60 X 120	259	6 Legs	\$4006	\$4138	\$4664	\$4994	\$5981	\$6804	\$7792	\$7198	\$8906	
ASW60144*	60 X 144	304	6 Legs	\$4331	\$4489	\$5119	\$5514	\$6696	\$7682	\$8865	\$7686	\$9404	

* Asterisk after model number indicates 2 piece tops (3 pieces for 240") with center seams for tables over 96".

OPTIONS

Add upcharge to list price and code to model number

PCH	Polishec Chrome Holder (For Wood Leg)	\$35 per leg	COT	Oval table top	add 20%
GD	Ganging	\$95 per table	CBT	Boat table top	add 25%
STH	Special Table Height, other than 29"	\$350 per table	CAT	Almost Rectangle table top	add 25%
RAD	Radius Corners for 3MM Edge	\$200 per table	CPL	Center Power Riser (Laminate - Up To 96")	\$1290
CRT	Racetrack table top	add 20%	CPV	Center Power Riser (Veneer - Up To 96")	\$1630

MODEL / DESCRIPTION / LIST PRICING

ASPEN | BAR HEIGHT | METAL LEGS

RECTANGLE

Model Number	Table Top Size	Shpg. Wght.	Number Of Legs	LAMINATE TOP ASSORTED EDGES									VENEER TOP	
				GRP 1	GRP 2	GRP 3	GRP 4	GRP 5	GRP 6	GRP 7	GRP 8	GRP 9		
ASH3672	36 X 72	115	4 Legs	\$1992	\$2016	\$2180	\$2321	\$2603	\$2838	\$3119	\$4927	\$5957		
ASH3684	36 X 84	129	4 Legs	\$2071	\$2098	\$2286	\$2446	\$2768	\$3036	\$3357	\$5178	\$6196		
ASH3696	36 X 96	142	4 Legs	\$2120	\$2149	\$2353	\$2529	\$2879	\$3171	\$3522	\$5341	\$6342		

Bar Height = 42" table height

Bar Height Note: Wood legs not available in bar height.



Aspen Bar Height Table Shown:	Pricing:
01 - ASH3684; 36" x 84" Table / Metal Legs	\$2286
Group 3 Edge (3-A)	
01 - CPL; Center Power Riser in Laminate	\$1290
04 - COV-2-S-108; Cove Power Outlets (Silver)	\$1364
01 - PLA; Aspen Power Leg with Grommet	\$121
	<hr/> \$5061 list

ASPEN BAR HEIGHT (42") TABLE WITH OPTIONAL CENTER POWER RISER, OPTIONAL COVE POWER OUTLETS (4) AND OPTIONAL POWER LEG GROMMET



OPTIONAL POWER LEG GROMMET DETAIL

For Power / Data Pricing:

http://www.erginternational.com/downloads/ERG_TablePowerCommunications_Pricing_2016.pdf

OPTIONS

Add upcharge to list price and code to model number

PCA	Polished Chrome Legs	\$110 per leg	CBT	Boat table top	add 25%
GD	Ganging	\$95 per table	CAT	Almost Rectangle table top	add 25%
STH	Special Table Height, other than 29"	\$350 per table	CPL	Center Power Riser (Laminate - Up To 96")	\$1290
RAD	Radius Corners for 3MM Edge	\$200 per table	CPV	Center Power Riser (Veneer - Up To 96")	\$1630
CRT	Racetrack table top	add 20%	PLA	Aspen Power Leg with Grommet (Metal Leg Only)	\$121 per leg
COT	Oval table top	add 20%			



BAR HEIGHT MEDIA TABLE
WITH METAL LEGS



MEDIA TABLE WITH METAL
LEGS AND OPTIONAL
POWER/DATA AND
ALMOST RECTANGLE TOP

WALL MOUNTED MONITOR
NOT INCLUDED

ASPEN | MEDIA WALL TABLE | METAL LEGS

Model Number	Table Top Size	Wall Panel Size	LIST PRICE (Includes Laminate, GR 2 Edge and 2 Metal Legs)
ASM3660	36" x 60"	42" w x 60" h x 3.75" d	\$5205
ASM3672	36" x 72"	42" w x 60" h x 3.75" d	\$5490
ASM3684	36" x 84"	42" w x 60" h x 3.75" d	\$5775
ASM4260	42" x 60"	48" w x 60" h x 3.75" d	\$5855
ASM4272	42" x 72"	48" w x 60" h x 3.75" d	\$6195
ASM4284	42" x 84"	48" w x 60" h x 3.75" d	\$6540
ASM5460	54" x 60"	60" w x 60" h x 3.75" d	\$6370
ASM5472	54" x 72"	60" w x 60" h x 3.75" d	\$6605
ASM5484	54" x 84"	60" w x 60" h x 3.75" d	\$7235

Note: For bar height media tables, the overall height of the panel is 72", width stays the same.
Table comes standard with gromet and access door.

ASPEN | MEDIA WALL TABLE | WOOD LEGS

Model Number	Table Top Size	Wall Panel Size	LIST PRICE (Includes Laminate, GR 2 Edge and 2 Wood Legs)
ASM3660W	36" x 60"	42" w x 60" h x 3.75" d	\$5465
ASM3672W	36" x 72"	42" w x 60" h x 3.75" d	\$5750
ASM3684W	36" x 84"	42" w x 60" h x 3.75" d	\$6035
ASM4260W	42" x 60"	48" w x 60" h x 3.75" d	\$6115
ASM4272W	42" x 72"	48" w x 60" h x 3.75" d	\$6455
ASM4284W	42" x 84"	48" w x 60" h x 3.75" d	\$6800
ASM5460W	54" x 60"	60" w x 60" h x 3.75" d	\$6630
ASM5472W	54" x 72"	60" w x 60" h x 3.75" d	\$6865
ASM5484W	54" x 84"	60" w x 60" h x 3.75" d	\$7495

Note: For power/data/media configurations, please call customer service for a detailed quote.

OPTIONS

Add upcharge to list price and code to model number

PCA	Polished Chrome Legs	\$ 110 per leg
PCH	Polishec Chrome Holder (For Wood Leg)	\$35 per leg
GD	Ganging	\$95 per table
STH	Special Table Height, other than 29"	\$350 per table
RAD	Radius Corners for 3MM Edge	\$200 per table
CPL	Center Power Riser (Laminate - Up To 96")	\$1290

CPV	Center Power Riser (Veneer - Up To 96")	\$1630
AMBU	Bullet Shape Table Top (Media Table)	add 5%
AMAR	Almost Rectangle Table Top (Media Table)	add 10%
AMBO	Boat Shape Table Top (Media Table)	add 10%
AMBH	Bar Height (Metal Legs Only - 72" panel height)	\$300

BARRI FLOOR MOUNT

The Barri features a welded 3" round steel tube frame, floor mounted with 8" steel base cover.



BAR HEIGHT STOOL WITH PENTO DEMI SHELLS
AND BAR HEIGHT BASE WITH 30" ROUND TABLE

ORDERING INFORMATION

To Order Please Specify:

- | | |
|-----------------|----------------------------------|
| 1) Series Name | 6) Laminate Selection and Number |
| 2) Model Number | 7) Edge Style and Color |
| 3) Size | 8) Upholstery |
| 4) Quantity | 9) Wood Seat Stain Color |
| 5) Frame Color | |

BARRI GENERAL SPECIFICATIONS

Frame Construction

The Barri features a 3" round steel tube frame, **floor mounted** with 8" steel base cover. Frame is sand blasted and then powder coated for maximum paint adhesion. 24" and 30" bar height seats have a welded fixed footrest. **Seats feature swivel with automatic return.**

Table Tops

Standard 30" or 36" laminate table tops are 1.25" thick high density particle board with convex T-mold edge 1-A. Your choice of over 1000 standard laminates from brands like Nevamar, Wilsonart, Formica and Pionite.

Top Plate

- 10" x 10" square • 12" X 12" square
- 14" X 14" square

COLORS / FINISHES

Frame Finish Colors:

Standard powder coat colors available.

Choice of Seats

Choose from several ERG seat styles.

Floor Mount

Floor mounted base features 6" diameter cast iron base with 8" steel cover.

Foot Rest

Fixed, welded to column on counter and bar heights.

Note

All tables are completely assembled to be sure of fit prior to being knocked down for shipping. All tables are bubble packed, boxed and wood crated to ensure safe delivery



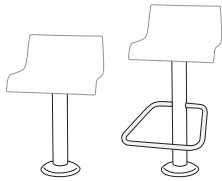
DIMENSIONS	Table Base	Chair Base
Height:	29", 36", 42"	18", 24", 30"
Qty./Wt.:	1 ea./45 lbs.	1 ea./40 lbs.



BARRI TABLE WITH 29" BASE

MODEL / DESCRIPTION / LIST PRICING FOR COLUMN BASE ONLY (ADD SEAT OPTION TO LIST PRICE)

ALL FLOOR MOUNT



Chair Column Base

BAR/18	18" Chair Height Seat base	18" base \$359
BAR/24	24" Counter Height Seat base w/ footrest	24" base \$602
BAR/30	30" Bar Height Seat base w/ footrest	30" base \$631

BARRI | FLOOR MOUNT | ROUND | 29" HEIGHT



ROUND

Model Number	Table Top Size	Shpg. Wght.	Base Spread	LAMINATE TOP ASSORTED EDGES							VENEER TOP	
				GRP 1	GRP 2	GRP 3	GRP 4	GRP 5	GRP 6	GRP 7	GRP 8	GRP 9
BAR24D	24" Dia.	38	FM	\$399	\$408	\$476	\$534	\$650	\$746	\$862	\$1101	\$1198
BAR30D	30" Dia.	55	FM	\$438	\$452	\$541	\$617	\$770	\$897	\$1049	\$1260	\$1317
BAR36D	36" Dia.	88	FM	\$533	\$548	\$656	\$749	\$933	\$1089	\$1274	\$1531	\$1602
BAR42D	42" Dia.	96	FM	\$663	\$684	\$823	\$945	\$1184	\$1386	\$1628	\$1924	\$1994

BARRI | FLOOR MOUNT | SQUARE | 29" HEIGHT



SQUARE

Model Number	Table Top Size	Shpg. Wght.	Base Spread	LAMINATE TOP ASSORTED EDGES							VENEER TOP	
				GRP 1	GRP 2	GRP 3	GRP 4	GRP 5	GRP 6	GRP 7	GRP 8	GRP 9
BAR24S	24" Sq.	48	FM	\$397	\$406	\$476	\$537	\$656	\$756	\$876	\$1104	\$1192
BAR2430S	24x30 Sq.	53	FM	\$431	\$442	\$524	\$594	\$734	\$851	\$990	\$1218	\$1293
BAR30S	30" Sq.	69	FM	\$429	\$442	\$530	\$607	\$760	\$888	\$1041	\$1239	\$1289
BAR36S	36" Sq.	111	FM	\$543	\$558	\$670	\$764	\$956	\$1114	\$1305	\$1561	\$1631

OPTIONS

Add upcharge to list price and code to model number

STH	Special Table Height, other than 29"	\$150 per base	ULW	Ultra Lightweight Top	\$190
RP	Painted Footring for Bar Height	\$110	RAD	Radius Corners for 3MM Edge	\$200 per table
GD	Ganging per table	\$95			

MODEL / DESCRIPTION / LIST PRICING

BARRI | FLOOR MOUNT | RECTANGLE | 29" HEIGHT

RECTANGLE

Model Number	Table Top Size	Shpg. Wght.	Base Spread	LAMINATE TOP ASSORTED EDGES							VENEER TOP	
				GRP 1	GRP 2	GRP 3	GRP 4	GRP 5	GRP 6	GRP 7	GRP 8	GRP 9
BAR2448	24x48 Sq.	70	FM	\$695	\$712	\$824	\$921	\$1113	\$1274	\$1467	\$1904	\$2087
BAR2460	24x60 Sq.	79	FM	\$732	\$749	\$874	\$981	\$1195	\$1373	\$1587	\$2022	\$2195
BAR2472	24x72 Sq.	95	FM	\$764	\$783	\$920	\$1036	\$1271	\$1465	\$1698	\$2133	\$2293
BAR2748	27x48 Sq.	95	FM	\$566	\$595	\$715	\$791	\$1015	\$1203	\$1428	\$1995	\$2226
BAR2760	27x60 Sq.	95	FM	\$612	\$647	\$782	\$866	\$1120	\$1331	\$1586	\$2187	\$2421
BAR3048	30x48 Sq.	79	FM	\$729	\$746	\$870	\$977	\$1189	\$1365	\$1578	\$2013	\$2186
BAR3060	30x60 Sq.	90	FM	\$779	\$798	\$940	\$1062	\$1303	\$1505	\$1747	\$2181	\$2337
BAR3072	30x72 Sq.	102	FM	\$821	\$843	\$1000	\$1134	\$1401	\$1623	\$1892	\$2324	\$2465



BAR HEIGHT BARRI FLOOR MOUNTED TABLE

OPTIONS

Add upcharge to list price and code to model number

STH	Special Table Height, other than 29" or bar height	\$150 per base	ULW	Ultra Lightweight Top	\$190
RP	Painted Footring for Bar Height	\$110	RAD	Radius Corners for 3MM Edge	\$200 per table
GD	Ganging per table	\$95			

HIGH PRESSURE LAMINATES
LPS
available on Benton

BENTON SERIES

Benton chairs feature a one piece wood shell. Steel frames are available in polished chrome in café & stool heights. Benton Shells are available in LPS, see LPS section for details.



SOLID BACK CHAIR



DEMI BACK SWIVEL STOOL WITH PNEUMATIC HEIGHT



DEMI BACK BAR STOOL



BAR STOOL, UPHOLSTERED SEAT

ORDERING INFORMATION

To Order Please Specify:

- | | |
|----------------------------|---|
| 1) Series Name | 7) Back Cutout Design Option |
| 2) Model Number | 8) Optional Items |
| 3) Quantity | 9) Back Cutouts |
| 4) Wood Stain Finish Color | 10) Engraving |
| 5) Optional Frame Color | 11) LPS (Laminate Plywood Seating) |
| 6) Fabric Grade & Number | |

BENTON GENERAL SPECIFICATIONS

Shell

- Single 0.5" thick multi-ply Beech wood contoured shell
- Backs are offered with solid back or three cutout designs.

Upholstery

- Fully upholstered shell or seat insert can be upholstered with choice of fabric, vinyl, crypton, leather or approved COM.

Frame

- Fully welded .625" diameter, 13 gauge steel tubing.
- Available in cafe, bar stool and counter stool heights.

Glides

- Factory installed self leveling steel glides.

Stacking

- Chair and stool design stacks 4 high on the floor.
- Chairs stack 6 high on dolly.

COLORS / FINISHES

Wood Stain Finish Colors:

Standard wood stain colors.

Frame Finish Colors:

Standard polished chrome frame finish.

Optional powder coat colors available with upcharge.

OPTIONS

- CODE: FR - CA133 Fire Retardant.
- CODE: MB - Moisture Barrier.
- CODE: SF - Powder Coat Frame Color.
- CODE: CH - Counter Height (24" seat height)
- CODE: SH - Specialty Height (any custom height)
- CODE: UB - Upright Bubble Cutout Back Design.
RB - Reverse Bubble Cutout Back Design.
VB - Vertical Bubble Cutout Design.-
- CODE: ENG - Laser Engraving Back Design.
- CODE: TT - Two Tone Stains.
- CODE: LPS - Laminate Plywood Seating.
- CODE: KBW - Black Wrinkle Powder Coat - Trumpet Base Stool.

DIMENSIONS	Café Chair
Seat Width:	16.25"
Seat Depth:	15"
Seat Height:	17.5"
Back Height:	32"
Overall Width:	20.5"
Overall Depth:	21"



BENTON CHAIR
WITH LPS OPTION

MODEL / DESCRIPTION / LIST PRICING



1350 4-Leg Café Chair



Wood Shell Chair
\$410

1350/SI 4-Leg Café Chair with Upholstered Seat Insert


COM Yardage: 0.75 Yard

COM	GR1	GR2	GR3	GR4	GR5	GR6	GR7	GR8	GR9	GR10	LEA
\$500	\$536	\$556	\$579	\$602	\$626	\$651	\$677	\$704	\$732	\$761	\$901

1350/U 4-Leg Café Chair Fully Upholstered

COM Yardage: 1.5 Yard

COM	GR1	GR2	GR3	GR4	GR5	GR6	GR7	GR8	GR9	GR10	LEA
\$551	\$590	\$614	\$639	\$664	\$691	\$718	\$747	\$777	\$807	\$840	\$992



STANDARD SOLID BACK



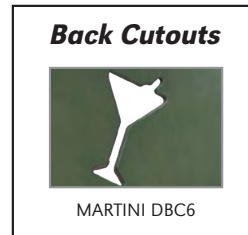
UPRIGHT BUBBLE BACK



REVERSE BUBBLE BACK



VERTICAL BUBBLE BACK



OPTIONS

Add upcharge to list price and code to model number

FR	CA133 Fire Retardant - Per Yard	\$90/yd.
MB	Moisture Barrier - Per Seat	\$68
SF	Powder Coat Frame Color - Chair	\$38
SF	Powder Coat Frame Color - Bar Stool	\$58
UB	Upright Bubble Cutout Back Design	\$75
RB	Reverse Bubble Cutout Back Design	\$75

VB	Vertical Bubble Cutout Back Design	\$75
ENG	Laser Engraving Back Design*	\$85
TT	Two Tone Stains	\$75
LPS	Laminate Plywood Seating	Call
#196	Stacking Chair Dolly	\$483

*One time setup fee of \$245. Minimum 12 chairs (of same design and series)

DIMENSIONS	Demi Back Stool	Tall Back Stool
Seat Width:	16.25"	16.25"
Seat Depth:	15"	15"
Seat Height:	30"	30"
Back Height:	36"	45"
Overall Width:	20"	20"
Overall Depth:	20"	20"



UPHOLSTERED DEMI BACK BAR STOOL



DEMI BACK STOOL WITH COUNTER HEIGHT AND CUTOUT OPTION

MODEL / DESCRIPTION / LIST PRICING



1354 Demi Back Bar Stool

Wood Shell Stool
\$586

1354/SI Demi Back Stool with Upholstered Seat Insert

COM Yardage: .75 Yard

COM	GR1	GR2	GR3	GR4	GR5	GR6	GR7	GR8	GR9	GR10	LEA
\$671	\$718	\$746	\$776	\$807	\$839	\$873	\$908	\$944	\$982	\$1021	\$1206

1354/U Demi Back Bar Stool Fully Upholstered

COM Yardage: 1.25 Yard

COM	GR1	GR2	GR3	GR4	GR5	GR6	GR7	GR8	GR9	GR10	LEA
\$727	\$778	\$809	\$841	\$876	\$910	\$946	\$985	\$1024	\$1065	\$1108	\$1309



1352 Tall Back Bar Stool

Wood Shell Stool
\$519



1352/SI Tall Back Bar Stool with Upholstered Seat Insert

COM Yardage: .75 Yard

COM	GR1	GR2	GR3	GR4	GR5	GR6	GR7	GR8	GR9	GR10	LEA
\$608	\$651	\$677	\$704	\$732	\$761	\$791	\$824	\$856	\$890	\$927	\$1095

1352/U Tall Back Bar Stool Fully Upholstered

COM Yardage: 1.5 Yard

COM	GR1	GR2	GR3	GR4	GR5	GR6	GR7	GR8	GR9	GR10	LEA
\$660	\$707	\$735	\$764	\$796	\$827	\$860	\$894	\$930	\$967	\$1006	\$1189

OPTIONS

Add upcharge to list price and code to model number

FR	CA133 Fire Retardant - Per Yard	\$90/yd.
MB	Moisture Barrier - Per Seat	\$68
SF	Powder Coat Frame Color - Bar Stool	\$58
CH	Counter Height (24" seat height)	\$28
SH	Specialty Height (any custom height)	\$28
UB	Upright Bubble Cutout Back Design	\$75

RB	Reverse Bubble Cutout Back Design	\$75
VB	Vertical Bubble Cutout Back Design	\$75
ENG	Laser Engraving Back Design*	\$85
TT	Two Tone Stains	\$75
LPS	Laminate Plywood Seating	Call

*One time setup fee of \$245. Minimum 12 chairs (of same design and series)

DIMENSIONS	Demi Back Stool
Seat Width:	16.25"
Seat Depth:	15"
Seat Height:	21.5" - 31.5"
Back Height:	26" - 36"
Overall Width:	20"
Overall Depth:	20"



DEMI BACK STOOL



DEMI BACK STOOL WITH SEAT INSERT

PNEUMATIC HEIGHT ADJUST



MODEL / DESCRIPTION / LIST PRICING



4187 Demi Back Bar Stool / Pneumatic Seat Travel

Wood Shell
\$568



4188 Demi Back Stool with Upholstered Seat Insert / Pneumatic Seat Travel

COM Yardage: .75 Yard

COM	GR1	GR2	GR3	GR4	GR5	GR6	GR7	GR8	GR9	GR10	LEA
\$638	\$683	\$710	\$738	\$768	\$799	\$831	\$864	\$898	\$934	\$972	\$1148



4189 Demi Back Bar Stool Fully Upholstered / Pneumatic Seat Travel

COM Yardage: 1.25 Yard

COM	GR1	GR2	GR3	GR4	GR5	GR6	GR7	GR8	GR9	GR10	LEA
\$678	\$725	\$754	\$785	\$816	\$849	\$883	\$918	\$955	\$993	\$1033	\$1220

3 SEAT OPTIONS



STAINED SEAT



SEAT INSERT



FULLY UPHOLSTERED

OPTIONS

Add upcharge to list price and code to model number

FR	CA133 Fire Retardant - Per Yard	\$90/yd.
MB	Moisture Barrier - Per Seat	\$68
UB	Upright Bubble Cutout Back Design	\$75
RB	Reverse Bubble Cutout Back Design	\$75
VB	Vertical Bubble Cutout Back Design	\$75

ENG	Laser Engraving Back Design*	\$85
TT	Two Tone Stains	\$75
LPS	Laminate Plywood Seating	Call
KBW	Black Wrinkle Powder Coat Base	No Charge

*One time setup fee of \$245. Minimum 12 chairs (of same design and series)

BESON SERIES

Beson has a fully upholstered seat and back offered in choice of fabric on a fully welded steel tube frame with self leveling glides. Available in one or two seat lounges and ottomans.



TWO SEAT LOUNGE



OTTOMAN

CHAIR

ORDERING INFORMATION

To Order Please Specify:

- | | |
|-----------------|--------------------------|
| 1) Series Name | 4) Frame Color |
| 2) Model Number | 5) Fabric Grade & Number |
| 3) Quantity | 6) Optional Items |



WOOD ARM CAP

BESON GENERAL SPECIFICATIONS

Seat and Back Frame Construction

Frame assembly is constructed of multi-ply hardwood, with tongue and groove construction. All foam is fully bonded to frame. Seat cushions are 5" graded high resiliency (H.R.) block foam, covered entirely with special bonded polyester fiber to protect final upholstery. No sag-springs are installed in seat & back along with interlocking helicoil springs to prevent sagging and provide additional lower back and seat support.

Steel Frame Construction

Beson frames are made of .875" diameter, 14-gauge steel tubing with hand brazed welds. Frames available in lounge chair and two seat lounge sofa.

Upholstery

Seat and back are covered in choice of fabric, vinyl, crypton, leather or COM. ERG uses only water based glues and adhesives in our upholstery process. Contrasting fabrics are available.

Glides

All frames come with factory installed self leveling steel glides.

Arm Caps

Optional Maple wood arm caps can be finished in choice of standard transparent wood stain colors.

COLORS / FINISHES

Frame Finish Colors:

Polished chrome standard. Optional powder coat colors available.

Wood Stain Colors:

All standard transparent wood stain colors available for wood arm caps.

OPTIONS

- CODE: FR - CA133 Fire Retardant.
- CODE: MB - Moisture Barrier.
- CODE: WAC - Wood Arm Caps, set of two.
- CODE: 2FO - Two Fabric Option.
- CODE: SF - Powder Coat



TWO SEAT LOUNGE

DIMENSIONS	Arm Chair	Two Seat Lounge	Ottoman
Seat Width:	22.5"	45"	22.5"
Seat Depth:	21"	21"	21"
Seat Height:	17"	17"	17"
Arm Height:	23"	23"	-
Back Height:	30"	30"	-
Overall Width:	24"	48"	24"
Overall Depth:	29"	29"	29"
Qty./Wt.:	1 ea./45 lbs.	1 ea./85 lbs.	1 ea./38 lbs.



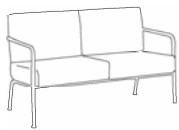
ARM CHAIR

MODEL / DESCRIPTION / LIST PRICING



101 Arm Chair (Polished Chrome) COM Yardage: 2.75 Yds. / Back: 1.25 Yds. / Seat: 1.5 Yds.

COM	GR1	GR2	GR3	GR4	GR5	GR6	GR7	GR8	GR9	GR10	LEA
\$1082	\$1158	\$1204	\$1252	\$1302	\$1354	\$1409	\$1465	\$1524	\$1584	\$1648	\$1948



102 Two Seat Lounge (Polished Chrome) COM Yardage: 5 Yds. / Back: 2.5 Yds. / Seat: 2.5 Yds.

COM	GR1	GR2	GR3	GR4	GR5	GR6	GR7	GR8	GR9	GR10	LEA
\$1499	\$1604	\$1668	\$1735	\$1804	\$1876	\$1951	\$2029	\$2111	\$2195	\$2283	\$2698



103 Arm Chair with Upholstered Arms (Polished Chrome) COM Yardage: 4.25 Yds. / Back: 1.25 Yds. / Seat: 1.5 Yds. / Arms: 1.5 Yds.

COM	GR1	GR2	GR3	GR4	GR5	GR6	GR7	GR8	GR9	GR10	LEA
\$1312	\$1405	\$1461	\$1519	\$1580	\$1643	\$1709	\$1778	\$1849	\$1922	\$1999	\$2363



104 Two Seat Lounge with Upholstered Arms (Polished Chrome) COM Yardage: 6.5 Yds. / Back: 2.5 Yds. / Seat: 2.5 Yds. / Arms: 1.5 Yd.

COM	GR1	GR2	GR3	GR4	GR5	GR6	GR7	GR8	GR9	GR10	LEA
\$1869	\$2000	\$2080	\$2163	\$2250	\$2340	\$2433	\$2530	\$2632	\$2737	\$2846	\$3364



105 Ottoman (Polished Chrome) COM Yardage: 1.5 Yd.

COM	GR1	GR2	GR3	GR4	GR5	GR6	GR7	GR8	GR9	GR10	LEA
\$936	\$1001	\$1041	\$1083	\$1126	\$1171	\$1218	\$1266	\$1318	\$1370	\$1425	\$1684

OPTIONS

Add upcharge to list price and code to model number

FR	CA133 Fire Retardant per yard	\$90/yd.
MB	Moisture Barrier - per seat	\$125
2FO	Two fabric option	\$98
WAC	Wood Arm Caps - pair	\$108

SF	Powder Coat (ottoman)	\$48
SF	Powder Coat (arm chair)	\$78
SF	Powder Coat (2 Seat)	\$98



BETA ROUND



BETA RACETRACK
WITH FULL ROUND CYLINDERS



BETA RACETRACK
WITH HALF ROUND CYLINDERS

ORDERING INFORMATION

- | | |
|-----------------------------|------------------------------|
| 1) Series Name | 6) Edge Style Code and Color |
| 2) Model Number | 7) Wood Species |
| 3) Size | 8) Wood Stain Color |
| 4) Quantity | 9) Power Options |
| 5) Laminate Selection & No. | 10) Base Style Selection |
| | HC - Half Round Cylinder |
| | FR - Full Round Cylinder |

BETA CONFERENCE SPECIFICATIONS

Please Note

For BETA SERIES tables, half round and full round cylinder bases will be covered in laminate only. Table tops may be covered in choice of wood veneer. Bases will be in laminate.

Cylinder Base

The BETA base is constructed of high grade particle board and premium frame alder. The diameter is either 18" or 24" diameter cylinder, depending on top size. Base cylinders are completely enclosed and laminated on side. Beta base is shipped K-D. NO WOOD SCREWS ARE USED

- For tables over 72" in length, two heavy duty steel stretcher bars are provided.
- All tables are completely assembled to be sure of fit prior to being knocked down for shipping.
- All tables are bubble packed, cartoned and wood crated to assure safe delivery.

NOTE: Please Specify Full (FR) or Half Cylinder (HC) Base when ordering

FINISHES

Table Bases/Tops - Laminate/Veneer Selections

ERG offers over 1000 standard laminate choices from Nevamar, Wilsonart, Formica and Pionite. Wood veneer is available in transparent stain colors - custom stain matching available.

OPTIONS

BETA WIRE MANAGEMENT Choose from the following options:

- CODE: MH - Mouse Hole Slot
- CODE: PBL - Panel Base Legs
- CODE: VD - Velcro Door
- CODE: HD - Hinged Door
- CODE: CBT - Boat table top
- CODE: CAT - Almost Rectangle Table Top.
- TABLE ACCESSORIES - Grommets, Wire Management, Power & Communication Options - see Accessories section in price list.
- CODE: RAD - Radius Corners for 3MM Edge



BETA ROUND WITH
• KRystalCAST® TOP
• POWER OPTION
• HINGED DOOR

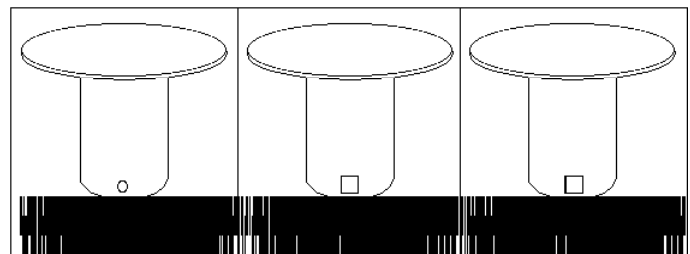


TABLE ACCESSORIES – Modesty Panels, Bridges, Grommets, Wire Management, Power & Communication Options, Table Dollies – see "Accessories" section in price list



ROUND KRYSTALCAST® TABLE TOP
WITH POWER OPTION AND HINGED DOOR



ROUND WOOD VENEER TABLE TOP
WITH POWER OPTION AND
CUSTOM SQUARE BASE



KRYSTALCAST® BOAT TABLE TOP
WITH POWER OPTION AND PANEL BASE



WOOD BOAT TABLE TOP WITH POWER
AND HINGED DOORS



BETA RACETRACK
WITH FULL ROUND CYLINDERS

MODEL / DESCRIPTION / LIST PRICING

BETA | ROUND



ROUND

Model Number	Table Top Size	Shpg. Wght	Base Spread	LAMINATE TOP ASSORTED EDGES							VENEER TOP	
				GRP 1	GRP 2	GRP 3	GRP 4	GRP 5	GRP 6	GRP 7	GRP 8	GRP 9
BE36D	36" Dia.	89	1-24"	\$1202	\$1229	\$1331	\$1397	\$1590	\$1751	\$1946	\$3506	\$4456
BE42D	42" Dia.	93	1-24"	\$1276	\$1308	\$1435	\$1513	\$1751	\$1950	\$2188	\$3804	\$4760
BE48D	48" Dia.	118	1-24"	\$1358	\$1395	\$1549	\$1644	\$1931	\$2169	\$2457	\$4134	\$5097
BE54D	54" Dia.	149	1-30"	\$1776	\$1839	\$2096	\$2255	\$2734	\$3135	\$3614	\$5677	\$6766
BE60D	60" Dia.	171	1-30"	\$1917	\$1993	\$2294	\$2482	\$3048	\$3519	\$4083	\$6253	\$7353

BETA | RECTANGLE



RECTANGLE

Model Number	Table Top Size	Shpg. Wght	Base Spread	LAMINATE TOP ASSORTED EDGES							VENEER TOP	
				GRP 1	GRP 2	GRP 3	GRP 4	GRP 5	GRP 6	GRP 7	GRP 8	GRP 9
BE4272	42 X 72	129	2-24"	\$2412	\$2485	\$2779	\$2963	\$3514	\$3973	\$4523	\$7454	\$9096
BE4284	42 X 84	144	2-24"	\$2524	\$2608	\$2938	\$3143	\$3762	\$4278	\$4895	\$7910	\$9561
BE4296	42 X 96	160	2-24"	\$2638	\$2729	\$3094	\$3323	\$4010	\$4581	\$5267	\$8365	\$10026
BE4872	48 X 72	142	2-24"	\$2491	\$2570	\$2890	\$3088	\$3687	\$4184	\$4783	\$7772	\$9421
BE4884	48 X 84	160	2-24"	\$2720	\$2810	\$3171	\$3396	\$4074	\$4639	\$5316	\$8548	\$10310
BE4896	48 X 96	178	2-24"	\$2840	\$2941	\$3340	\$3591	\$4341	\$4967	\$5716	\$9039	\$10811
BE48108*	48 X 108	196	2-24"	\$3251	\$3360	\$3799	\$4073	\$4896	\$5582	\$6406	\$10253	\$12336
BE48120*	48 X 120	214	2-24"	\$3373	\$3491	\$3969	\$4267	\$5164	\$5912	\$6806	\$10745	\$12838
BE48144*	48 X 144	250	3-24"	\$3805	\$3944	\$4500	\$4847	\$5888	\$6755	\$7796	\$12203	\$14518
BE48168*	48 X 168	286	3-24"	\$4209	\$4381	\$5066	\$5493	\$6777	\$7846	\$9129	\$13840	\$16188
BE48192*	48 X 192	394	4-24"	\$6942	\$7147	\$7968	\$8481	\$10020	\$11302	\$12840	\$21330	\$26135
BE6096	60 X 96	214	2-24"	\$3056	\$3172	\$3640	\$3933	\$4812	\$5545	\$6424	\$9908	\$11696
BE60108*	60 X 108	237	2-30"	\$3537	\$3670	\$4201	\$4532	\$5527	\$6357	\$7351	\$11414	\$13520
BE60120*	60 X 120	259	2-30"	\$3677	\$3820	\$4395	\$4754	\$5834	\$6733	\$7811	\$11977	\$14095
BE60144*	60 X 144	304	3-30"	\$4271	\$4444	\$5132	\$5563	\$6854	\$7932	\$9223	\$14015	\$16415

* Asterisk after model number indicates 2 piece tops with center seam for tables over 96" and longer

NOTE: Please Specify Full (FR) or Half Cylinder (HC) Base when ordering

OPTIONS

Add upcharge to list price and code to model number

HD	Hinged Door	\$440
MH	Mouse Hole Slot	\$135
PBL	Panel Base Legs per base	\$90
VD	Velcro Door	\$310

CBT	Boat table top - add to rectangle top price	add 25%
STH	Special Table Height - any height other than 29"	\$350
RAD	Radius Corners for 3MM Edge	\$200 per table
CAT	Almost Rectangle table top	add 25%



BETA RACETRACK
WITH FULL ROUND CYLINDERS

MODEL / DESCRIPTION / LIST PRICING


BETA | RACETRACK



RACETRACK

Model Number	Table Top Size	Shpg. Wght	Base Spread	LAMINATE TOP ASSORTED EDGES							VENEER TOP	
				GRP 1	GRP 2	GRP 3	GRP 4	GRP 5	GRP 6	GRP 7	GRP 8	GRP 9
BE4272RT	42 X 72	207	2-24"	\$2630	\$2722	\$3085	\$3312	\$3994	\$4562	\$5244	\$8338	\$9999
BE4284RT	42 X 84	234	2-24"	\$2743	\$2843	\$3243	\$3492	\$4242	\$4867	\$5616	\$8794	\$10464
BE4296RT	42 X 96	262	2-24"	\$2856	\$2965	\$3401	\$3673	\$4490	\$5170	\$5987	\$9251	\$10929
BE4872RT	48 X 72	220	2-24"	\$2709	\$2807	\$3195	\$3438	\$4167	\$4774	\$5504	\$8656	\$10324
BE4884RT	48 X 84	250	2-24"	\$2938	\$3046	\$3477	\$3745	\$4555	\$5229	\$6036	\$9433	\$11212
BE4896RT	48 X 96	280	2-24"	\$3124	\$3248	\$3738	\$4045	\$4965	\$5733	\$6654	\$10189	\$11984
BE48108RT*	48 X 108	310	2-24"	\$3513	\$3642	\$4166	\$4493	\$5473	\$6290	\$7270	\$11314	\$13419
BE48120RT*	48 X 120	340	2-24"	\$3634	\$3775	\$4337	\$4687	\$5740	\$6618	\$7671	\$11805	\$13921
BE48144RT*	48 X 144	400	3-24"	\$4068	\$4227	\$4867	\$5266	\$6465	\$7462	\$8660	\$13265	\$15601
BE48168RT*	48 X 168	460	3-24"	\$4209	\$4381	\$5066	\$5493	\$6777	\$7846	\$9129	\$13840	\$16188
BE48192RT**	48 X 192	520	4-24"	\$6942	\$7147	\$7968	\$8481	\$10020	\$11302	\$12840	\$21330	\$26135
BE6096RT	60 X 96	316	2-30"	\$3318	\$3456	\$4008	\$4352	\$5389	\$6253	\$7289	\$10969	\$12779
BE60108RT*	60 X 108	351	2-30"	\$3799	\$3953	\$4568	\$4951	\$6105	\$7064	\$8216	\$12475	\$14603
BE60120RT*	60 X 120	385	2-30"	\$3896	\$4056	\$4701	\$5104	\$6314	\$7322	\$8532	\$12861	\$14997
BE60144RT*	60 X 144	454	3-30"	\$4872	\$5093	\$5973	\$6524	\$8175	\$9553	\$11205	\$16447	\$18896

* Asterisk after model number indicates 2 piece tops with center seam for tables over 96" and longer



BETA BOAT TABLE
WITH FULL PANEL BASE LEGS

OPTIONS

Add upcharge to list price and code to model number

HD	Hinged Door	\$440
MH	Mouse Hole Slot	\$135
PBL	Panel Base Legs per base	\$90
VD	Velcro Door	\$310

CBT	Boat table top - add to rectangle top price	add 25%
STH	Special Table Height - any height other than 29"	\$350
RAD	Radius Corners for 3MM Edge	\$200 per table
CAT	Almost Rectangle table top	add 25%

BIKINI WOOD SERIES

The Bikini Wood chair features a perforated wood shell and offers upholstered seats. Frames available in 4 styles.

**HURRY!
QUANTITIES
LIMITED!**



**DRASTICALLY
REDUCED**

ARM CHAIR WITH ARM

ORDERING INFORMATION

To Order Please Specify:

- 1) Series Name
- 2) Model Number
- 3) Quantity
- 4) Wood Stain Finish Color
- 5) Frame Color
- 6) Fabric Grade & Number
- 7) Optional Items

BIKINI WOOD GENERAL SPECIFICATIONS

Shell

- Seats and backs are made of maple and feature a unique hole design.

Upholstery

- Seat is upholstered over 1" foam with choice of fabric, vinyl, crypton, leather or approved COM.

Frame

- 0.75" diameter, 14 gauge steel tubing with hand brazed welds.
- Available in 4-leg, 4-leg with arms, counter stool and bar stool.

Glides

- Factory installed self leveling steel glides.

Stacking

- 4-Leg chair design stacks 4 high on the floor and 6 high on a dolly.

COLORS / FINISHES

Wood Stain Finish Colors:

Standard wood stain colors.

Frame Finish Colors:

Standard powder coat colors.

OPTIONS

- CODE: FR - CA133 Fire Retardant.
- CODE: MB - Moisture Barrier.
- CODE: WAC - Wood Arm Caps.
- CODE: CH - Counter Height (24" seat height)
- CODE: SH - Specialty Height (any custom height)
- CODE: ENG - Laser Engraving.
- CODE: CS - Contrasting Stain Colors, Seat and Back.



LASER ENGRAVED



BACK ONE COLOR

SEAT ONE COLOR

CONTRASTING COLOR
STAINS



Detail of
back design

DIMENSIONS	Café Chair	Bar Stool
Seat Width:	17"	17"
Seat Depth:	17"	17"
Seat Height:	17.5"	30"
Arm Height	26.5"	39"
Back Height:	33"	43"
Overall Width:	21"	18"
Overall Depth:	21"	19"
Qty./Wt. per carton:	3 ea./45 lbs.	1 ea./36 lbs.



BAR STOOL
WITH ARMS,

MODEL / DESCRIPTION / LIST PRICING



260 Café Chair

Maple wood
\$396

263 Café Chair with Upholstered Seat

COM Yardage: 0.75 Yds

COM	GR1	GR2	GR3	GR4	GR5	GR6	GR7	GR8	GR9	GR10	LEA
\$411	\$440	\$457	\$476	\$495	\$514	\$535	\$556	\$579	\$602	\$626	\$740



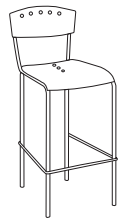
261 Café Chair with Arms

Maple wood
\$453

264 Café Chair with Arms and Upholstered Seat

COM Yardage: 0.75 Yds

COM	GR1	GR2	GR3	GR4	GR5	GR6	GR7	GR8	GR9	GR10	LEA
\$467	\$500	\$520	\$540	\$562	\$585	\$608	\$632	\$658	\$684	\$711	\$841



268 Bar Stool

Maple wood
\$526

269 Bar Stool with Upholstered Seat

COM Yardage: 0.75 Yds

COM	GR1	GR2	GR3	GR4	GR5	GR6	GR7	GR8	GR9	GR10	LEA
\$540	\$578	\$601	\$625	\$650	\$676	\$703	\$731	\$760	\$791	\$822	\$972



258 Bar Stool with Arms

Maple wood
\$599

259 Bar Stool with Arms and Upholstered Seat

COM Yardage: 0.75 Yds

COM	GR1	GR2	GR3	GR4	GR5	GR6	GR7	GR8	GR9	GR10	LEA
\$612	\$655	\$681	\$708	\$737	\$766	\$797	\$829	\$862	\$896	\$932	\$1102

OPTIONS

Add upcharge to list price and code to model number

FR	CA 133 Fire Retardant - per yd.	\$90/yd.
MB	Moisture Barrier - Per Seat	\$68
WAC	Wood Arm Caps - per pair	\$108
CS	Contrasting Stains Seat and Back	\$79

ENG	Laser Engraving Back Design	\$85 + Setup Fee
CH	Counter Height (24" seat height)	\$28
SH	Specialty Height (any custom height)	\$28
#196	Stacking Chair Dolly	\$483



X-BASE CAFÉ TABLES



X-BASE BAR HEIGHT TABLES

ORDERING INFORMATION

- | | |
|----------------------------|-------------------------------|
| 1) Series Name | 6) Laminate Selection and No. |
| 2) Model Number | 7) Edge Style Code and Color |
| 3) Size | 8) Wood Species |
| 4) Quantity | 9) Wood Stain Color |
| 5) Powder Coat Frame Color | 10) Optional Items |

BRANDON CAFÉ BASE SPECIFICATIONS

Brandon X Base

- Table Height** Table height is 29" to 30" depending on table top specified. Bar Height table is 42".
- Column** 3" round 14 gauge steel tubing welded to base and top plate.
- Base** 1" x 2" 14 gauge steel tubing – 22", 26", 32" or 38" X spreads.
- Plate** 10" x 10" square • 12" X 12" square
14" X 14" square • 24" x 24" square
- Glides** Adjustable zinc rubber cushion glides
- Assembly** Top plate is welded to the vertical column and the vertical column is welded to the horizontal base. No tie rod assembly. Base mounts to tabletop with ¼-20 x 1" machine screws into metal inserts in top.
- Finish** Choice of standard powder coat colors – See "Color Selections" brochure.

Flip-Top Mechanism

Durable all-steel construction with a spring-loaded release handle and a safety catch to maintain flipped-up position.

TABLE TOP SPECIFICATIONS

Table Tops

Table top core is CARB Phase I & Phase II Compliant. Laminate, wood veneer and phenolic backing are glued with water based adhesives.

Ultra-Lightweight Table Tops

Ultra-lightweight tables have an exceptionally strong manufactured MDF top made from 100% recovered and recycled wood fiber with at least 25% post-industrial recycled fiber; the balance consisting of recovered waste fiber. Ultra-light tables are 18% lighter than standard tables.

FINISHES

Laminate/Veneer Selections

ERG offers over 1000 standard laminate choices from Nevamar, Wilsonart, Formica and Pionite. Wood veneer is available in transparent stain colors - custom stain matching available.


Edge Selections:

ERG offers a wide variety of table top edge materials including PVC, wood, aluminum and resin/urethane.


Special Edge Note: When ganging or butting tables together, ERG recommends using 3MM flat edge, or flat wood edge. Square tables using PVC T-edge will have a 2" radius on all corners. Table Bases and Legs

OPTIONS

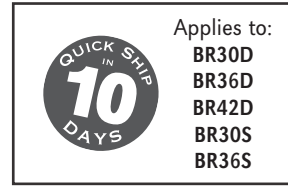
- CODE: FLIP-X - Flip Top per X-base
- CODE: FLIP-T - Flip Top for two T-legs
- CODE: CLEG - C-leg to replace T-leg
- CODE: FOLD - Lightweight Folding Leg Mechanism per table
- CODE: SB - Stretcher bar for tables under 72"
- CODE: PC - Polished Chrome Base
- CODE: RP - Painted Foot-ring for bar height
- CODE: RC - Polished Chrome Foot-ring for bar height
- CODE: STH - Special Table Height (any table height other than 29" or bar height)
- CODE: LC1 - Low Profile Casters per leg
- CODE: GD - Ganging per table
- CODE: CAS3 - 3" Casters
- CODE: ULW - Ultra Lightweight Top
- CODE: RAD - Radius Corners for 3MM Edge
- CODE: FTBH – Flip top support bar for rectangular bar height tables. (Maximum table top size 30x72)



GLIDE DETAIL



CASTER DETAIL



MODEL / DESCRIPTION / LIST PRICING

BRANDON | CAFÉ | ROUND



Model Number	Table Top Size	Shpg. Wght.	Base Spread	LAMINATE TOP ASSORTED EDGES							VENEER TOP	
				GRP 1	GRP 2	GRP 3	GRP 4	GRP 5	GRP 6	GRP 7	GRP 8	GRP 9
BR24D	24" Dia.	32	22"- X	\$498	\$508	\$579	\$638	\$760	\$862	\$983	\$1330	\$1493
BR30D	30" Dia.	43	26"- X	\$570	\$584	\$677	\$758	\$918	\$1052	\$1211	\$1565	\$1713
BR36D	36" Dia.	53	32"- X	\$677	\$692	\$806	\$903	\$1096	\$1258	\$1452	\$1863	\$2031
BR42D	42" Dia.	72	32"- X	\$798	\$819	\$966	\$1093	\$1345	\$1556	\$1808	\$2244	\$2397
BR48D	48" Dia.	86	38"- X	\$918	\$944	\$1121	\$1275	\$1580	\$1834	\$2140	\$2610	\$2757

BRANDON | CAFÉ | SQUARE



Model Number	Table Top Size	Shpg. Wght.	Base Spread	LAMINATE TOP ASSORTED EDGES							VENEER TOP	
				GRP 1	GRP 2	GRP 3	GRP 4	GRP 5	GRP 6	GRP 7	GRP 8	GRP 9
BR24S	24" Sq.	40	22"- X	\$471	\$482	\$554	\$618	\$743	\$847	\$973	\$1280	\$1414
BR2430S	24x30 Sq.	49	22"- X	\$507	\$520	\$605	\$678	\$824	\$947	\$1094	\$1399	\$1521
BR30S	30" Sq.	54	26"- X	\$538	\$550	\$644	\$725	\$883	\$1017	\$1177	\$1491	\$1612
BR36S	36" Sq.	67	32"- X	\$681	\$698	\$815	\$914	\$1114	\$1281	\$1479	\$1885	\$2045
BR42S	42" Sq.	90	38"- X	\$835	\$855	\$1003	\$1128	\$1382	\$1591	\$1844	\$2323	\$2504

BRANDON | CAFÉ | RECTANGLE



Model Number	Table Top Size	Shpg. Wght.	Base Spread	LAMINATE TOP ASSORTED EDGES							VENEER TOP	
				GRP 1	GRP 2	GRP 3	GRP 4	GRP 5	GRP 6	GRP 7	GRP 8	GRP 9
BR2448	24x48 Sq.	70	2-22"- T	\$589	\$604	\$714	\$810	\$999	\$1155	\$1344	\$1660	\$1768
BR2460	24x60 Sq.	79	2-22"- T	\$626	\$644	\$767	\$873	\$1084	\$1259	\$1471	\$1785	\$1881
BR3048	30x48 Sq.	79	2-22"- T	\$630	\$648	\$772	\$879	\$1093	\$1272	\$1485	\$1800	\$1893
BR3060	30x60 Sq.	90	2-22"- T	\$675	\$695	\$836	\$956	\$1197	\$1398	\$1638	\$1950	\$2029

Note: FTBH option is required with STH option when ordering rectangle flip-top tables over 29" table height.

OPTIONS

Add upcharge to list price and code to model number

FLIP-X	Flip-Top per X-base (up to 42" top maximum)	\$125
FLIP-T	Flip-Top for two T-legs	\$358
CLEG	C-legs to replace T-legs (per leg)	\$112
FOLD	Lightweight Folding Leg Mechanism per table	\$298
PC	Polished Chrome for T-Leg	\$90 per base
PC	Polished Chrome for 22"-X Base spread	\$70
PC	Polished Chrome for 26"-X Base spread	\$95
PC	Polished Chrome for 32"-X Base spread	\$125
PC	Polished Chrome for 38"-X Base spread	\$135

STH	Special Table Height (other than 29")	\$150 per base
CAS3	3" Casters	\$25 ea.
LC1	Low Profile Casters per leg	\$135
GD	Ganging per table	\$95
SB	Stretcher Bar for tables under 72"	\$80
ULW	Ultra Lightweight Top	\$190
RAD	Radius Corners for 3MM Edge	\$200 per table
FTBH	All T-Leg tables with flip top over 29" height	\$300



MODEL / DESCRIPTION / LIST PRICING

BRANDON | BAR HEIGHT

 **ROUND**

 **SQUARE**

Model Number	Table Top Size	Shpg. Wght.	Base Spread	LAMINATE TOP ASSORTED EDGES									VENEER TOP	
				GRP 1	GRP 2	GRP 3	GRP 4	GRP 5	GRP 6	GRP 7	GRP 8	GRP 9		
BRH24D	24" Dia.	40	22"- X	\$710	\$719	\$791	\$851	\$972	\$1072	\$1194	\$1796	\$2123		
BRH30D	30" Dia.	94	26"- X	\$762	\$776	\$869	\$950	\$1110	\$1244	\$1403	\$1988	\$2285		
BRH36D	36" Dia.	63	32"- X	\$869	\$884	\$999	\$1095	\$1288	\$1450	\$1644	\$2287	\$2603		
BRH36S	36" Sq.	67	32"- X	\$902	\$920	\$1035	\$1136	\$1336	\$1502	\$1701	\$2372	\$2704		

OPTIONS

Add upcharge to list price and code to model number

FLIP-X	Flip-Top per X-base (up to 42" top maximum)	\$125
FLIP-T	Flip-Top for two T-legs	\$358
CLEG	C-legs to replace T-legs (per leg)	\$112
PC	Polished Chrome for 22"-XHI Base spread	\$95
PC	Polished Chrome for 26"-XHI Base spread	\$120
PC	Polished Chrome for 32"-XHI Base spread	\$150
STH	Special Table Height (other than 29")	\$150 per base

RP	Painted Foot-ring for Bar Height	\$110
RC	Polished Chrome Foot-ring for Bar Height	\$140
CAS3	3" Casters	\$25 ea.
LC1	Low Profile Casters per leg	\$135
GD	Ganging per table	\$95
ULW	Ultra Lightweight Top	\$190
RAD	Radius Corners for 3MM Edge	\$200 per table



ORDERING INFORMATION

- 1) Series Name
- 2) Model Number
- 3) Size
- 4) Quantity
- 5) Powder Coat Frame Color
- 6) Laminate Selection and No.
- 7) Edge Style Code and Color
- 8) Wood Species
- 9) Wood Stain Color
- 10) Optional Items

BRANDON CAFÉ BASE SPECIFICATIONS

Brandon 5-Column X Base

- Table Height** Table height is 29" to 30" depending on table top specified.
- Center Column** 3" round 14 gauge steel tubing.
- Outside Columns** 2" round 14 gauge steel tubing.
- Base** 2" 14 gauge round steel tubing – 36" base spread.
- Plate** 24" x 24" square
- Glides** Adjustable zinc rubber cushion glides
- Assembly** Top plate is welded to the vertical columns and the vertical columns are welded to the horizontal base. No tie rod assembly. Base mounts to tabletop with ¼-20 x 1" machine screws into metal inserts in top.
- Finish** Choice of standard powder coat colors – See "Color Selections" brochure.

FINISHES

Laminate/Veneer Selections

ERG offers over 1000 standard laminate choices from Nevamar, Wilsonart, Formica and Pionite. Wood veneer is available in transparent stain colors - custom stain matching available.

Edge Selections:

ERG offers a wide variety of table top edge materials including PVC, wood, aluminum and resin/urethane.
Special Edge Note: When ganging or butting tables together, ERG recommends using 3MM flat edge or flat wood edge. Square tables using PVC T-edge will have a 2" radius on all corners. Table Bases and Legs

OPTIONS

- CODE: PC - Polished Chrome Base
- CODE: STH - Special Table Height (any table height other than 29")
- CODE: ULW - Ultra Lightweight Top
- CODE: RAD - Radius Corners for 3MM Edge

TABLE TOP SPECIFICATIONS

Table Tops

Table top core is CARB Phase I & Phase II Compliant. Laminate, wood veneer and phenolic backing are glued with water based adhesives.

BRANDON | 5 COLUMN | ROUND



Model Number	Table Top Size	Shpg. Wght.	Base Spread	LAMINATE TOP ASSORTED EDGES							VENEER TOP	
				GRP 1	GRP 2	GRP 3	GRP 4	GRP 5	GRP 6	GRP 7	GRP 8	GRP 9
BR54D	54" Dia.	101	36"-5COL	\$1268	\$1300	\$1511	\$1693	\$2056	\$2359	\$2723	\$3494	\$3809
BR60D	60" Dia.	118	36"-5COL	\$1364	\$1399	\$1643	\$1854	\$2274	\$2624	\$3045	\$3813	\$4095

BRANDON | 5 COLUMN | SQUARE



Model Number	Table Top Size	Shpg. Wght.	Base Spread	LAMINATE TOP ASSORTED EDGES							VENEER TOP	
				GRP 1	GRP 2	GRP 3	GRP 4	GRP 5	GRP 6	GRP 7	GRP 8	GRP 9
BR48S	48" Sq.	107	36"-5COL	\$1238	\$1267	\$1474	\$1651	\$2004	\$2300	\$2653	\$3409	\$3717
BR54S	54" Sq.	126	36"-5COL	\$1287	\$1321	\$1562	\$1769	\$2182	\$2526	\$2940	\$3631	\$3867
BR60S	60" Sq.	148	36"-5COL	\$1445	\$1485	\$1764	\$2001	\$2479	\$2877	\$3355	\$4101	\$4341

OPTIONS

Add upcharge to list price and code to model number

PC	Polished Chrome for 5-column base	\$210
STH	Special Table Height (other than 29")	\$200 per base

ULW	Ultra Lightweight Top	\$190
RAD	Radius Corners for 3MM Edge	\$200 per table



ORDERING INFORMATION

- | | |
|----------------------------|-------------------------------|
| 1) Series Name | 6) Laminate Selection and No. |
| 2) Model Number | 7) Edge Style Code and Color |
| 3) Size | 8) Wood Species |
| 4) Quantity | 9) Wood Stain Color |
| 5) Powder Coat Frame Color | 10) Optional Items |

BRANDON TRAINING BASE SPECIFICATIONS

Brandon T Base

Table Height	Table height is 29" to 30" depending on table top specified.
Column	2" round 14 gauge
Base	2" round 14 gauge - 16", 22" and 26" spreads
Plates	6" x 8" or 8" x 8" square 12-gauge stamped steel 5" x 5" 12-gauge stamped steel (Flip-Top or Folding)
Glides	Adjustable zinc rubber cushion steel glides
Assembly	Top plate is welded to the vertical column and the vertical column is welded to the horizontal base plate. No tie rod assembly. Base mounts to tabletop with 1/4-20 x 1" machine screws into metal inserts in top. Stretcher steel bars are used on tops 72" and longer.
Finish	Choice of standard powder coat colors - See "Color Selections" brochure

Flip-Top Mechanism

Aluminum die-cast top plate and aluminum housing with single handle cable release.

Folding Mechanism

Nylon injection molded housing, cast aluminum pivot and metal locking slider. Rigid, taper locking design is activated by single lever that also locks in folded position.

TABLE TOP SPECIFICATIONS

Table Tops

Table top core is CARB Phase I & Phase II Compliant. Laminate, wood veneer and phenolic backing are glued with water based adhesives.

Ultra-Lightweight Table Tops

Ultra-lightweight tables have an exceptionally strong manufactured MDF top made from 100% recovered and recycled wood fiber with at least 25% post-industrial recycled fiber; the balance consisting of recovered waste fiber. Ultra-light tables are 18% lighter than standard tables.

FINISHES

Laminate/Veneer Selections

ERG offers over 1000 standard laminate choices from Nevamar, Wilsonart, Formica and Pionite. Wood veneer is available in transparent stain colors - custom stain matching available.

Edge Selections:

ERG offers a wide variety of table top edge materials including PVC, wood, resin and laminate.

Special Edge Note: When ganging or butting tables together, ERG recommends using 3MM flat edge or flat wood edge. Square tables using PVC T-edge will have a 2" radius on all corners.


Note: When ordering modesty panel, table and panel must have 3MM edge.

OPTIONS


- CODE: FLIP-T - Flip-Top for two T-legs
- CODE: CLEG - C-leg to replace T-leg
- CODE: SB - Stretcher bar for tables under 72"
- CODE: FOLD - Lightweight Folding Leg Mechanism per table
- CODE: PC - Polished Chrome leg
- CODE: STH - Special Table Height (any table height other than 29")
- CODE: ULW - Ultra-lightweight table top
- CODE: CAS3 - 3" Mobile Casters
- CODE: LC1 - Low Profile Casters per leg
- CODE: GD - Ganging per table
- TABLE ACCESSORIES - Modesty Panels, Bridges, Grommets, Wire Management, Power & Communication Options, Table Dollies - see appropriate section in price list
- CODE: RAD - Radius Corners for 3MM Edge
- CODE: FTBH - Flip top support bar for rectangular bar height tables. (Maximum table top size 30x72)




FLIP-TOP DETAIL



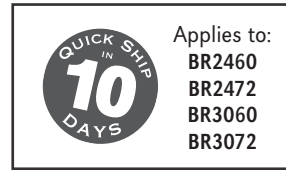
GLIDE DETAIL



CASTER DETAIL



LOW PROFILE CASTER DETAIL



MODEL / DESCRIPTION / LIST PRICING

BRANDON | RECTANGLE

RECTANGLE

Model Number	Table Top Size	Shpg. Wght.	Base Spread	LAMINATE TOP ASSORTED EDGES								VENEER TOP	
				GRP 1	GRP 2	GRP 3	GRP 4	GRP 5	GRP 6	GRP 7	GRP 8	GRP 9	
BR1836	18 X 36	54	2-16"- T	\$501	\$512	\$592	\$659	\$796	\$909	\$1046	\$1365	\$1503	
BR1848	18 X 48	61	2-16"- T	\$530	\$543	\$633	\$710	\$864	\$991	\$1146	\$1465	\$1592	
BR1860	18 X 60	68	2-16"- T	\$561	\$574	\$674	\$760	\$931	\$1074	\$1246	\$1562	\$1681	
BR1872	18 X 72	75	2-16"- T	\$686	\$701	\$812	\$906	\$1095	\$1253	\$1443	\$1874	\$2056	
BR1884	18 X 84	81	2-16"- T	\$734	\$753	\$879	\$988	\$1206	\$1389	\$1608	\$2037	\$2204	
BR1896	18 X 96	88	2-16"- T	\$788	\$807	\$945	\$1063	\$1299	\$1496	\$1731	\$2188	\$2365	
BR2436	24 X 36	61	2-22"- T	\$551	\$566	\$663	\$746	\$911	\$1050	\$1218	\$1535	\$1656	
BR2448	24 X 48	70	2-22"- T	\$589	\$604	\$714	\$810	\$999	\$1155	\$1344	\$1660	\$1768	
BR2460	24 X 60	79	2-22"- T	\$626	\$644	\$767	\$873	\$1084	\$1259	\$1471	\$1785	\$1881	
BR2472	24 X 72	88	2-22"- T	\$759	\$779	\$916	\$1032	\$1265	\$1460	\$1694	\$2122	\$2279	
BR2484	24 X 84	97	2-22"- T	\$816	\$838	\$993	\$1128	\$1394	\$1617	\$1885	\$2312	\$2451	
BR2496	24 X 96	106	2-22"- T	\$877	\$901	\$1070	\$1216	\$1505	\$1746	\$2036	\$2490	\$2633	
BR3036	30 X 36	68	2-22"- T	\$585	\$601	\$710	\$802	\$989	\$1146	\$1331	\$1647	\$1757	
BR3048	30 X 48	79	2-22"- T	\$630	\$648	\$772	\$879	\$1093	\$1272	\$1485	\$1800	\$1893	
BR3060	30 X 60	90	2-22"- T	\$675	\$695	\$836	\$956	\$1197	\$1398	\$1638	\$1950	\$2029	
BR3072	30 X 72	102	2-22"- T	\$816	\$839	\$994	\$1129	\$1397	\$1619	\$1887	\$2313	\$2452	
BR3084	30 X 84	113	2-22"- T	\$880	\$906	\$1085	\$1238	\$1545	\$1800	\$2105	\$2529	\$2646	
BR3096	30 X 96	124	2-22"- T	\$950	\$978	\$1172	\$1339	\$1672	\$1949	\$2284	\$2733	\$2855	
BR3648	36 X 48	88	2-26"- T	\$681	\$701	\$844	\$966	\$1210	\$1414	\$1659	\$1971	\$2048	
BR3660	36 X 60	102	2-26"- T	\$734	\$757	\$919	\$1056	\$1332	\$1561	\$1838	\$2148	\$2207	
BR3672	36 X 72	115	2-26"- T	\$883	\$908	\$1088	\$1241	\$1550	\$1806	\$2114	\$2538	\$2653	
BR3684	36 X 84	129	2-26"- T	\$956	\$984	\$1190	\$1364	\$1716	\$2009	\$2358	\$2779	\$2872	
BR3696	36 X 96	142	2-26"- T	\$1032	\$1064	\$1287	\$1478	\$1861	\$2180	\$2563	\$3009	\$3104	

Note: FTBH option is required with STH option when ordering rectangle flip-top tables over 29" table height.

OPTIONS

Add upcharge to list price and code to model number

FLIP-T	Flip-Top for two T-legs	\$358
FOLD	Lightweight Folding Leg Mechanism per table	\$298
CLEG	C-legs to replace T-legs (per leg)	\$112
PC	Polished Chrome	\$90 per leg
STH	Special Table Height (other than 29")	\$150 per leg
CAS3	3" Mobile Casters (2 Casters per leg)	\$25 each
LC1	Low Profile Casters	\$135 per leg

GD	Ganging per table	\$95
ULW	Ultra-lightweight table top	\$190
SB	Stretcher Bar for tables under 72"	\$80
RAD	Radius Corners for 3MM Edge	\$200 per table
FTBH	All t-base bar height tables with flip top	\$300

Note: Flip-Top option on C-Leg not available.

MODEL / DESCRIPTION / LIST PRICING

BRANDON | TRAPEZOID




Model Number	Table Top Size	Shpg. Wght.	Base Spread	LAMINATE TOP ASSORTED EDGES								VENEER TOP	
				GRP 1	GRP 2	GRP 3	GRP 4	GRP 5	GRP 6	GRP 7	GRP 8	GRP 9	
BT2448	24 x 48	70	2-22"- T	\$720	\$779	\$924	\$1014	\$1287	\$1514	\$1786	\$2097	\$2166	
BT2460	24 x 60	79	2-22"- T	\$811	\$872	\$1015	\$1107	\$1377	\$1603	\$1875	\$2295	\$2437	
BT3060	30 x 60	90	2-22"- T	\$849	\$916	\$1072	\$1172	\$1467	\$1714	\$2010	\$2428	\$2557	
BT3672	36 x 72	115	2-26"- T	\$1000	\$1083	\$1292	\$1423	\$1818	\$2145	\$2539	\$2937	\$3005	

BRANDON | SECTIONAL | HALF ROUND



Model Number	Table Top Size	Shpg. Wght.	Base Spread	LAMINATE TOP ASSORTED EDGES								VENEER TOP	
				GRP 1	GRP 2	GRP 3	GRP 4	GRP 5	GRP 6	GRP 7	GRP 8	GRP 9	
BHR2448	24 X 48	70	2-16"- T	\$854	\$897	\$1067	\$1173	\$1493	\$1758	\$2078	\$2422	\$2493	
BHR3060	30 X 60	90	2-22"- T	\$956	\$1006	\$1209	\$1336	\$1716	\$2032	\$2412	\$2751	\$2789	
BHR3672	36 X 72	115	2-26"- T	\$1159	\$1224	\$1483	\$1645	\$2132	\$2537	\$3023	\$3383	\$3460	



SAMPLE CONFIGURATIONS

Note: FTBH option is required with STH option when ordering rectangle flip-top tables over 29" table height.

OPTIONS

Add upcharge to list price and code to model number

FLIP-T	Flip-Top for two T-legs	\$358
FOLD	Lightweight Folding Leg Mechanism per table	\$298
CLEG	C-legs to replace T-legs (per leg)	\$112
PC	Polished Chrome	\$90 per leg
STH	Special Table Height (other than 29")	\$150 per leg
CAS3	3" Mobile Casters (2 Casters per leg)	\$25 each

LC1	Low Profile Casters	\$135 per leg
GD	Ganging per table	\$95
ULW	Ultra-lightweight table top	\$190
SB	Stretcher Bar for tables under 72"	\$80
FTBH	All t-base bar height tables with flip top	\$300

Note: Flip-Top option on C-Leg not available.



RECTANGLE
CONFERENCE TABLE

ORDER INFORMATION

- | | |
|----------------------------|-------------------------------|
| 1) Series Name | 6) Laminate Selection and No. |
| 2) Model Number | 7) Edge Style Code and Color |
| 3) Size | 8) Wood Species |
| 4) Quantity | 9) Wood Stain Color |
| 5) Powder Coat Frame Color | 10) Optional Items |

BRANDON CONFERENCE SPECIFICATIONS

Conference Base

Table Height	Table height is 29" to 30" depending on table top specified.
Column	2" round 14 gauge
Base	2" round 14 gauge – 36" spread
Plate	12 gauge stamped steel
Glides	Adjustable zinc rubber cushion steel glides
Assembly	Top plate is welded to the vertical column and the vertical column is welded to the horizontal base plate. No tie rod assembly. Base mounts to tabletop with ¼-20 x 1" machine screws into metal inserts in top. Stretcher steel bars are used on tops over 66" long.
Finish	Choice of standard powder coat colors – See "Color Selections" brochure

Table Tops

Table top core is CARB Phase I & Phase II Compliant. Laminate, wood veneer and phenolic backing are glued with water based adhesives.

Edge Selections

ERG offers a wide variety of table top edge materials including PVC, wood and laminate.

FINISHES

Table Bases and Legs

Finished in your choice of standard powder coat colors. Finishes listed at beginning of price list. For colors refer to "Color Selections" brochure. For actual color samples, please call Customer Service.

Laminate/Veneer Selections

ERG offers over 1000 standard laminate choices from Nevamar, Wilsonart, Formica and Pionite. Wood veneer is available in transparent stain colors - custom stain matching available.

OPTIONS

- CODE: PC - Polished Chrome Base
- CODE: STH - Special Table Height (any table height other than 29")
- CODE: GD - Ganging per table
- CODE: CRT - Racetrack table top
- CODE: COT - Oval table top
- CODE: CBT - Boat table top
- CODE: CAT - Almost Rectangle Table Top.
- TABLE ACCESSORIES – Modesty Panels, Bridges, Grommets, Wire Management, Power & Communication Options, Table Dollies – see appropriate section in price list
- CODE: RAD - Radius Corners for 3MM Edge

Note: When ordering modesty panel, table and panel must have 3MM edge.

MODEL / DESCRIPTION / LIST PRICING

BRANDON | CONFERENCE | RECTANGLE

Model Number	Table Top Size	Shpg. Wght.	Base Spread	LAMINATE TOP ASSORTED EDGES							VENEER TOP	
				GRP 1	GRP 2	GRP 3	GRP 4	GRP 5	GRP 6	GRP 7	GRP 8	GRP 9
BC4272	42 X 72	129	2-36TT	\$1605	\$1649	\$1951	\$2211	\$2730	\$3164	\$3682	\$4536	\$4823
BC4284	42 X 84	144	2-36TT	\$1691	\$1737	\$2060	\$2338	\$2894	\$3357	\$3912	\$4793	\$5077
BC4296	42 X 96	160	2-36TT	\$1750	\$1800	\$2146	\$2441	\$3033	\$3527	\$4119	\$4996	\$5261
BC4872	48 X 72	142	2-36TT	\$1656	\$1701	\$2021	\$2296	\$2844	\$3303	\$3851	\$4703	\$4973
BC4884	48 X 84	160	2-36TT	\$1892	\$1941	\$2286	\$2581	\$3171	\$3662	\$4254	\$5304	\$5681
BC4896	48 X 96	178	2-36TT	\$1960	\$2013	\$2381	\$2697	\$3329	\$3855	\$4486	\$5534	\$5888
BC48108*	48 X 108	196	3-36TT	\$2125	\$2181	\$2573	\$2910	\$3582	\$4142	\$4814	\$5975	\$6382
BC48120*	48 X 120	214	3-36TT	\$2193	\$2253	\$2669	\$3026	\$3739	\$4334	\$5047	\$6204	\$6589
BC48144*	48 X 144	250	3-36TT	\$2667	\$2733	\$3197	\$3595	\$4391	\$5054	\$5850	\$7405	\$8005
BC6096	60 X 96	214	2-36TT	\$2284	\$2343	\$2757	\$3112	\$3822	\$4413	\$5124	\$6396	\$6857
BC60108*	60 X 108	237	3-36TT	\$2415	\$2479	\$2922	\$3302	\$4064	\$4697	\$5457	\$6785	\$7254
BC60120*	60 X 120	259	3-36TT	\$2571	\$2640	\$3112	\$3518	\$4329	\$5004	\$5815	\$7226	\$7724
BC60144*	60 X 144	304	3-36TT	\$3196	\$3273	\$3804	\$4260	\$5171	\$5931	\$6844	\$8795	\$9592

* Asterisk after model number indicates 2 piece tops with center seam for tables over 96" and longer



RACETRACK
TABLE TOP OPTION

OPTIONS

Add upcharge to list price and code to model number

PC	Polished Chrome Base - rectangle tops	\$300
GD	Ganging per table	\$95
CRT	Racetrack table top - add to rectangle top price	add 20%
COT	Oval table top - add to rectangle top price	add 20%

CBT	Boat table top - add to rectangle top price	add 25%
STH	Special Table Height - any height other than 29"	\$350
RAD	Radius Corners for 3MM Edge	\$200 per table
CAT	Almost Rectangle table top	add 25%

BRANDON SILVER

The Brandon Silver line offers the same quality as our Brandon tables at an even more affordable price point.



X-BASE CAFÉ TABLE



T-LEG TRAINING TABLE



T-LEG FLIP-TOP TABLE WITH CASTERS

ORDERING INFORMATION

- 1) Series Name
- 2) Model Number
- 3) Size
- 4) Quantity
- 5) Laminate Selection and No.
- 6) Edge Style Code and Color
- 7) Optional Items

BRANDON CAFÉ BASE SPECIFICATIONS

Brandon Silver Base

Table Height	Table height is 29" to 30" depending on table top specified. Bar Height table is 42".
Column	X-Base: 3" dia. round 14 gauge steel tubing. T-Leg: 2" dia. round 14 gauge steel tubing. Columns are fully welded to base and top plate.
X-Base	2" dia. 14 gauge round steel tubing – 22", 26" or 32" X-spreads.
T-Leg	2" dia. 14 gauge round steel tubing – 16", 22" or 26" T-spreads.
Plate	10" x 10" square • 12" X 12" square 14" X 14" square • 6" x 8" rectangle
Glides	Adjustable zinc rubber cushion glides
Assembly	Top plate is welded to the vertical column and the vertical column is welded to the horizontal base. No tie rod assembly. Base mounts to tabletop with ¼-20 x 1" machine screws into metal inserts in top.

Flip-Top Mechanism

Durable all-steel construction with a spring-loaded release handle and a safety catch to maintain flipped-up position.

TABLE TOP SPECIFICATIONS

Table Tops

Table top core is CARB Phase I & Phase II Compliant. Laminate, wood veneer and phenolic backing are glued with water based adhesives.

FINISHES

Table Leg Finish

Brandon Silver table legs are standard in Silver (Brushed Aluminum) powder coat finish only.

Laminate/Veneer Selections


ERG offers over 1000 standard laminate choices from Nevamar, Wilsonart, Formica and Pionite. Wood veneer is available in transparent stain colors - custom stain matching available.

Edge Selections:


ERG offers a wide variety of table top edge materials including PVC, wood, aluminum and resin/urethane. Special Edge Note: When ganging or butting tables together, ERG recommends using 3MM flat edge, or flat wood edge. Square tables using PVC T-edge will have a 2" radius on all corners. Table Bases and Legs

OPTIONS

- CODE: FLIP-X - Flip Top per X-base
- CODE: SB - Stretcher bar for tables under 72"
- CODE: GD - Ganging per table
- CODE: CAS3 - 3" Black Casters



GLIDE DETAIL



CASTER DETAIL

NOTE: Silver = Brushed Aluminum Powder Coat



MODEL / DESCRIPTION / LIST PRICING

BRANDON | CAFÉ | ROUND



ROUND

Model Number	Table Top Size	Shpg. Wght.	Base Spread	LAMINATE TOP ASSORTED EDGES		
				GRP 1	GRP 2	GRP 3
BRS30D	30" Dia.	43	26"- X	\$479	\$491	\$576
BRS36D	36" Dia.	53	32"- X	\$548	\$563	\$667
BRS42D	42" Dia.	72	32"- X	\$686	\$706	\$840

BRANDON | CAFÉ | SQUARE



SQUARE

Model Number	Table Top Size	Shpg. Wght.	Base Spread	LAMINATE TOP ASSORTED EDGES		
				GRP 1	GRP 2	GRP 3
BRS30S	30" Sq.	54	26"- X	\$483	\$496	\$582
BRS36S	36" Sq.	67	32"- X	\$566	\$581	\$685

BRANDON | BAR HEIGHT | ROUND



ROUND

Model Number	Table Top Size	Shpg. Wght.	Base Spread	LAMINATE TOP ASSORTED EDGES		
				GRP 1	GRP 2	GRP 3
BRSH24D	24" Dia.	40	22"- X	\$565	\$573	\$638
BRSH30D	30" Dia.	52	26"- X	\$611	\$624	\$709

NOTE: Brandon Silver is limited to the above sizes/edges only. For other sizes/edges, see the Brandon Tables pricing.

OPTIONS

Add upcharge to list price and code to model number

FLIP-X	Flip-Top per X-base (up to 42" top maximum)	\$125
CAS3	3" Black Casters	\$25 ea.

GD	Ganging per table	\$95
----	-------------------	------



MODEL / DESCRIPTION / LIST PRICING

BRANDON | RECTANGLE

Model Number	Table Top Size	Shpg. Wght.	Base Spread	LAMINATE TOP ASSORTED EDGES		
				GRP 1	GRP 2	GRP 3
BRS1860	18 X 60	68	2-16"- T	\$447	\$460	\$547
BRS1872	18 X 72	75	2-16"- T	\$473	\$487	\$583
BRS2460	24 X 60	79	2-22"- T	\$505	\$520	\$628
BRS2472	24 X 72	88	2-22"- T	\$601	\$618	\$737
BRS3060	30 X 60	90	2-22"- T	\$548	\$566	\$688
BRS3072	30 X 72	102	2-22"- T	\$650	\$670	\$807
BRS3660	36 X 60	102	2-26"- T	\$600	\$620	\$760
BRS3672	36 X 72	115	2-26"- T	\$709	\$731	\$888

BRANDON | RECTANGLE | LIST PRICING FLIP-TOP & CASTERS INCLUDED

Model Number	Table Top Size	Shpg. Wght.	Base Spread	LAMINATE TOP ASSORTED EDGES		
				GRP 1	GRP 2	GRP 3
BRS1860FC	18 X 60	68	2-16"- T	\$846	\$859	\$946
BRS1872FC	18 X 72	75	2-16"- T	\$872	\$886	\$982
BRS2460FC	24 X 60	79	2-22"- T	\$904	\$919	\$1027
BRS2472FC	24 X 72	88	2-22"- T	\$1000	\$1017	\$1136
BRS3060FC	30 X 60	90	2-22"- T	\$947	\$965	\$1087
BRS3072FC	30 X 72	102	2-22"- T	\$1049	\$1069	\$1206
BRS3660FC	36 X 60	102	2-26"- T	\$999	\$1019	\$1159
BRS3672FC	36 X 72	115	2-26"- T	\$1108	\$1130	\$1287

NOTE: Brandon Silver is limited to the above sizes/edges only. For other sizes/edges, see the Brandon Tables pricing.

OPTIONS

Add upcharge to list price and code to model number

GD	Ganging per table	\$95	SB	Stretcher Bar for tables under 72"	\$80
----	-------------------	------	----	------------------------------------	------

BRIO MULTIPURPOSE CHAIR

The Brio multipurpose chairs are light weight for easy mobility to transform the room quickly • Seat and backs are available in either polypropylene, mesh or upholstered.



BRIO MESH BACK



BRIO FLIP WITH METAL ARMS



BRIO POLY BACK WITH UPHOLSTERED SEAT

ORDERING INFORMATION

To Order Please Specify:

- | | |
|-----------------|------------------------------------|
| 1) Series Name | 5) Polypropylene Back & Seat Color |
| 2) Model Number | 6) Mesh Back Color |
| 3) Quantity | 7) Fabric Grade and Number |
| 4) Frame Color | 8) Optional items |

BRIO GENERAL SPECIFICATIONS

Seat

- The Brio seat is made of polypropylene and is also available fully upholstered. Underseat comes with a plastic cover which protects stacking chairs from marks and scratches.
- Back available in polypropylene, mesh or upholstered insert

Frame

- 1" diameter steel tubing.
- All frames are sand blasted then powder coated for maximum paint adhesion.

Glides

- Self leveling steel glides on 4-leg chair.

Stacking

- Stack 4 high on the floor up to 6 high on a dolly.

COLORS / FINISHES

Frame Finish Colors:

Standard powder coat colors.

Poly Back:

- Black
- White
- Charcoal
- Taupe

Mesh Back:

- Black
- White

OPTIONS

- CODE: FR - CA133 Fire Retardant.
- CODE: MB - Moisture Barrier.
- CODE: PC - Polished Chrome (not available on flip)
- CODE: CAS2 - 2" Black Casters
- CODE: AC - Polypropylene Arms, pair.
- CODE: AGF - Ganging Device, fold away type.



UPHOLSTERED SEAT



UPHOLSTERED BACK INSERT



FOLDAWAY GANGING



POLYPROPYLENE ARMS



CASTERS



METAL ARMS

Note: Taupe poly back only available on flip models

DIMENSIONS	Stacking Chair	Stacking Arm Chair
Inside Width:	17"	17"
Seat Depth	17"	17"
Seat Height:	18.5"	18.5"
Arm Height:	-	27.5"
Overall Depth:	22"	22"
Overall Width:	21.5"	25"
Overall Height:	33"	33"
Qty./Wt. per carton:	3 ea./45 lbs.	3 ea./48 lbs.



BRIO POLY BACK WITH
OPTIONAL CASTERS

MODEL / DESCRIPTION / LIST PRICING



5018 Stacking Chair - Polypropylene Seat and Back

Chair
\$230



5019 Stacking Chair - Polypropylene Seat and Back w/ Poly Arms

Chair
\$275



5020 Stacking Chair with Upholstered Seat - Polypropylene Back

COM Yardage: 0.75 Yard.

COM	GR1	GR2	GR3	GR4	GR5	GR6	GR7	GR8	GR9	GR10	LEA
\$300	\$321	\$334	\$348	\$361	\$376	\$391	\$407	\$423	\$440	\$457	\$541



5020-U Stacking Chair with Upholstered Seat and Back

COM Yardage: 0.75 Yard.

COM	GR1	GR2	GR3	GR4	GR5	GR6	GR7	GR8	GR9	GR10	LEA
\$372	\$398	\$414	\$430	\$447	\$465	\$484	\$503	\$523	\$544	\$566	\$669



5021 Stacking Chair - Upholstered Seat w/ Poly Back and Arms

COM Yardage: 0.75 Yard.

COM	GR1	GR2	GR3	GR4	GR5	GR6	GR7	GR8	GR9	GR10	LEA
\$345	\$370	\$384	\$400	\$416	\$432	\$450	\$468	\$486	\$506	\$526	\$622



5021-U Stacking Chair - Upholstered Seat and Back w/ Poly Arms

COM Yardage: 0.75 Yard.

COM	GR1	GR2	GR3	GR4	GR5	GR6	GR7	GR8	GR9	GR10	LEA
\$417	\$446	\$464	\$482	\$502	\$522	\$543	\$564	\$587	\$610	\$635	\$750

OPTIONS

Add upcharge to list price and code to model number

FR	CA133 Fire Retardant - Per Yard	\$90/yd.
MB	Moisture Barrier - Per Seat	\$68
CAS2	2" Black Casters	\$22 each

PC	Polished Chrome Finish	\$38
AGF	Ganging Device - Fold away type	\$28
#196	Stacking Chair Dolly	\$483

DIMENSIONS	Stacking Chair	Stacking Arm Chair
Inside Width:	17"	17"
Seat Depth	17"	17"
Seat Height:	18.5"	18.5"
Arm Height:	-	27.5"
Overall Depth:	22"	22"
Overall Width:	21.5"	25"
Overall Height:	33"	33"

Colors:

- Black
- White



BRIO MESH BACK
WITH POLY ARMS

MODEL / DESCRIPTION / LIST PRICING



5027 Stacking Chair - Polypropylene Seat and Mesh Back

Chair
\$313



5028 Stacking Chair - Polypropylene Seat and Mesh Back w/ Poly Arms

Chair
\$358



5029 Stacking Chair with Upholstered Seat and Mesh Back

COM Yardage: 0.75 Yard.

COM	GR1	GR2	GR3	GR4	GR5	GR6	GR7	GR8	GR9	GR10	LEA
\$429	\$460	\$478	\$497	\$517	\$538	\$559	\$581	\$605	\$629	\$654	\$773



5031 Stacking Chair - Upholstered Seat and Mesh Back w/ Poly Arms

COM Yardage: 0.75 Yard.

COM	GR1	GR2	GR3	GR4	GR5	GR6	GR7	GR8	GR9	GR10	LEA
\$475	\$508	\$528	\$549	\$571	\$594	\$618	\$643	\$668	\$695	\$723	\$854

OPTIONS

Add upcharge to list price and code to model number

FR	CA133 Fire Retardant - Per Yard	\$90/yd.
MB	Moisture Barrier - Per Seat	\$68
CAS2	2" Black Casters	\$22 each

PC	Polished Chrome Finish	\$38
AGF	Ganging Device - Fold away type	\$28
#196	Stacking Chair Dolly	\$483

DIMENSIONS	Nesting Chair	Nesting Chair / Poly Arms	Nesting Chair / Metal Arms
Inside Width:	18"	18"	18"
Seat Depth:	17.5"	17.5"	17.5"
Seat Height:	18.5"	18.5"	18.5"
Arm Height:	-	27.5"	26"
Overall Depth:	23"	23"	23"
Overall Width:	25"	25"	25"
Overall Height:	32"	32"	32"
Qty./Wt. per carton:	3 ea./45 lbs.	3 ea./48 lbs.	3 ea./48 lbs.

Colors:

- Black
- White
- Gray
- Charcoal
- Taupe



BRIO FLIP WITH POLY BACK AND ARMS

NO POLISHED CHROME FRAME

MODEL / DESCRIPTION / LIST PRICING



5033 Flip Upholstered Seat / Polypropylene Back w/ Casters

COM Yardage: 0.75 Yard.

COM	GR1	GR2	GR3	GR4	GR5	GR6	GR7	GR8	GR9	GR10	LEA
\$418	\$447	\$465	\$484	\$503	\$523	\$544	\$566	\$588	\$612	\$636	\$752



5033P Flip Upholstered Seat / Polypropylene Back / Poly Arms w/ Casters

COM Yardage: 0.75 Yard.

COM	GR1	GR2	GR3	GR4	GR5	GR6	GR7	GR8	GR9	GR10	LEA
\$468	\$501	\$521	\$542	\$564	\$586	\$610	\$634	\$659	\$686	\$713	\$843



5033M Flip Upholstered Seat / Polypropylene Back / Metal Arms w/ Casters

COM Yardage: 0.75 Yard.

COM	GR1	GR2	GR3	GR4	GR5	GR6	GR7	GR8	GR9	GR10	LEA
\$586	\$627	\$652	\$678	\$705	\$733	\$763	\$793	\$825	\$858	\$892	\$1055

OPTIONS

Add upcharge to list price and code to model number

FR	CA133 Fire Retardant - Per Yard	\$90/yd.
MB	Moisture Barrier - Per Seat	\$68

AGF	Ganging Device - Fold away type	\$28
-----	---------------------------------	------

DIMENSIONS	Nesting Chair	Nesting Chair / Poly Arms	Nesting Chair / Metal Arms
Inside Width:	18"	18"	18"
Seat Depth	17.5"	17.5"	17.5"
Seat Height:	18.5"	18.5"	18.5"
Arm Height:	-	27.5"	26"
Overall Depth:	23"	23"	23"
Overall Width:	25"	25"	25"
Overall Height:	32"	32"	32"
Qty./Wt. per carton:	3 ea./45 lbs.	3 ea./48 lbs.	3 ea./48 lbs.



BRIO FLIP WITH METAL ARMS AND POLY BACK WITH UPHOLSTERED BACK INSERT

NO POLISHED CHROME FRAME

MODEL / DESCRIPTION / LIST PRICING



5042 Flip Upholstered Seat / Upholstered Back Insert w/ Casters COM Yardage: 0.75 Yard.

COM	GR1	GR2	GR3	GR4	GR5	GR6	GR7	GR8	GR9	GR10	LEA
\$497	\$531	\$553	\$575	\$598	\$622	\$647	\$672	\$699	\$727	\$756	\$894



5042P Flip Upholstered Seat / Upholstered Back Insert / Poly Arms w/ Casters COM Yardage: 0.75 Yard.

COM	GR1	GR2	GR3	GR4	GR5	GR6	GR7	GR8	GR9	GR10	LEA
\$547	\$585	\$609	\$633	\$658	\$685	\$712	\$741	\$770	\$801	\$833	\$985



5042M Flip Upholstered Seat / Upholstered Back Insert / Metal Arms w/ Casters COM Yardage: 0.75 Yard.

COM	GR1	GR2	GR3	GR4	GR5	GR6	GR7	GR8	GR9	GR10	LEA
\$665	\$711	\$740	\$769	\$800	\$832	\$865	\$900	\$936	\$973	\$1012	\$1196

OPTIONS

Add upcharge to list price and code to model number

FR	CA133 Fire Retardant - Per Yard	\$90/yd.
MB	Moisture Barrier - Per Seat	\$68

AGF	Ganging Device - Fold away type	\$28
-----	---------------------------------	------

DIMENSIONS	Nesting Chair	Nesting Chair / Poly Arms	Nesting Chair / Metal Arms
Inside Width:	18"	18"	18"
Seat Depth:	17.5"	17.5"	17.5"
Seat Height:	18.5"	18.5"	18.5"
Arm Height:	-	27.5"	26"
Overall Depth:	23"	23"	23"
Overall Width:	25"	25"	25"
Overall Height:	32"	32"	32"
Qty./Wt. per carton:	3 ea./45 lbs.	3 ea./48 lbs.	3 ea./48 lbs.

- Colors:**
- Black
 - White



BRIO MESH BACK FLIP WITH METAL ARMS

NO POLISHED CHROME FRAME

MODEL / DESCRIPTION / LIST PRICING



5043 Flip Upholstered Seat Insert / Mesh Back w/ Casters

COM Yardage: 0.75 Yard.

COM	GR1	GR2	GR3	GR4	GR5	GR6	GR7	GR8	GR9	GR10	LEA
\$517	\$553	\$575	\$598	\$622	\$647	\$673	\$699	\$727	\$756	\$787	\$930



5043P Flip Upholstered Seat Insert/ Mesh Back / Poly Arms w/ Casters

COM Yardage: 0.75 Yard.

COM	GR1	GR2	GR3	GR4	GR5	GR6	GR7	GR8	GR9	GR10	LEA
\$634	\$679	\$706	\$734	\$763	\$794	\$826	\$859	\$893	\$929	\$966	\$1142



5043M Flip Upholstered Seat Insert / Mesh Back / Metal Arms w/ Casters

COM Yardage: 0.75 Yard.

COM	GR1	GR2	GR3	GR4	GR5	GR6	GR7	GR8	GR9	GR10	LEA
\$685	\$733	\$762	\$792	\$824	\$857	\$891	\$927	\$964	\$1003	\$1043	\$1232

OPTIONS

Add upcharge to list price and code to model number

FR	CA133 Fire Retardant - Per Yard	\$90/yd.
MB	Moisture Barrier - Per Seat	\$68

AGF	Ganging Device - Fold away type	\$28
-----	---------------------------------	------

AVAILABLE SEPT. 2017



BRUNO TABLE OF CONTENTS

Bruno Specifications 2
Bruno Options 3
Bruno Poly Shell Details 4
Bruno Poly Back Pricing 5-6
Bruno Upholstered Back and Seat Pricing 7-8
Bruno Wood Back and Upholstered Seat Pricing 9-10

BRUNO

Bruno chairs and stools are comfortable, versatile and stackable. Bruno comes standard with polypropylene back and seat in five stylish colors and a polished chrome frame. Bruno also offers upholstered seats and backs and wood back, with or without poly arms.

ORDERING INFORMATION

To Order Please Specify:

- 1) Series Name
- 2) Model Number
- 3) Quantity
- 4) Frame Finish
- 5) Poly Color (Back, Seat, Arms, Frame Caps and Underseat)
- 6) Fabric Grade and Number
- 7) Wood Stain Color
- 8) Optional Items

BRUNO GENERAL SPECIFICATIONS

4-Leg Frame

- Frame is fully welded. 0.875" dia. 14-gauge steel tubing **finished in polished chrome** with adjustable steel glides installed.

Poly Shell

- Bruno poly shell features a horizontal striping texture on both the seat and back.
- The underseat plastic shell is color-matched to the seat, back, and arms or frame end caps.
- Mid-width and Bariatric sizes **will not** have a plastic underseat.

Poly Arms

- Bruno offers stylish and durable color-matched poly arms with optional wood arm caps available.

Upholstery

- Upholstered seats and backs are fully upholstered over a contoured multi-ply wood shell.
- Chair can be upholstered with fabric, crypton, vinyl, leather or approved COM.

Wood Back

- Wood backrest is available for all chair widths in all of our standard transparent wood stain colors.

Stacking

- All Bruno chairs will stack including stools without arms:*
 4-Leg: all seats **ON FLOOR: 4 high**
 Arm Chair: all seats **ON FLOOR: 4 high**
 Barstool: all seats **ON FLOOR: 3 high**

***Stacking quantities listed are estimates at this time.**

POLY SHELL COLORS



OPTIONS

- CODE: FR - CA133 Fire Retardant.
- CODE: MB - Moisture Barrier (standard width)
- CODE: MB2 - Moisture Barrier (Mid-width or Bariatric)
- CODE: BSF - Powder Coat Color Frame Finish (No Charge)
- CODE: WAC - Wood Arm Caps
- CODE: 2FO/C - Two Fabrics (Seat and Back)
- CODE: WS - Wall Saver Frame
- CODE: CH - Counter Height Stool
- CODE: SH - Specialty or Custom Height
- CODE: BHG - Handgrip Cutout (Wood Back)
- CODE: BPH - Perforated Holes Cutout (Wood Back)
- CODE: ENG - Laser Engraving Design (Wood Back)



ARM CHAIR WITH TWO FABRICS,
WOOD ARM CAPS AND BLACK
POWDER COAT FRAME FINISH



WALL SAVER FRAME




WOOD ARM CAP DETAIL

WOOD BACK OPTIONS




HAND GRIP CUTOUT




PERFORATED HOLES CUTOUT



LASER ENGRAVING



POLY BACK TEXTURE DETAIL



POLY SEAT TEXTURE DETAIL



POLY UNDERSEAT SHELL DETAIL

Note: When stacking Mid Width or Bariatric chairs, they do not have a poly underseat, which may lead to indentations of the fabric.

NOTE: ON MODELS WITH UPHOLSTERED SEAT AND WOOD OR UPHOLSTERED BACK, BLACK UNDERSEAT AND FRAME END CAPS WILL COME STANDARD UNLESS ANOTHER COLOR IS SPECIFIED.

DIMENSIONS	4-Leg Chair	Bar Stool
Seat Width:	17"	17"
Seat Height:	18"	29.5"
Seat Depth:	18"	18"
Overall Depth:	21"	21"
Overall Width:	19.5"	21"
Overall Height:	32.5"	44"
Qty./Wt. per carton:	2 ea./56 lbs.	2 ea./68 lbs.



4-LEG CHAIR



BAR STOOL

MODEL / DESCRIPTION / LIST PRICING



7440 4-Leg - Poly Back and Seat

Chair
\$258



7442 4-Leg - Poly Back and Upholstered Seat

COM Yardage: 0.75 Yards

COM	GR1	GR2	GR3	GR4	GR5	GR6	GR7	GR8	GR9	GR10	LEA
\$352	\$377	\$392	\$407	\$424	\$441	\$458	\$477	\$496	\$515	\$536	\$634



7450 4-Leg Barstool - Poly Back and Seat

Stool
\$408



7452 4-Leg Barstool - Poly Back and Upholstered Seat

COM Yardage: 0.75 Yards

COM	GR1	GR2	GR3	GR4	GR5	GR6	GR7	GR8	GR9	GR10	LEA
\$502	\$537	\$559	\$581	\$604	\$628	\$654	\$680	\$707	\$735	\$765	\$904

OPTIONS

Add upcharge to list price and code to model number

FR	CA133 Fire Retardant per yard	\$90/yd.
MB	Moisture Barrier (Standard Width) - Per Seat	\$68
MB2	Moisture Barrier (Mid-width/Bariatric) - Per Seat	\$89
BSF	Powder Coat Color Finish	No Charge

WS	Wall Saver Frame	\$38
CH	Counter Height Stool	\$28
SH	Specialty Height Chair or Stool	\$28

DIMENSIONS	Arm Chair	Bar Stool / Arms
Inside Width:	17"	17"
Seat Height:	18"	29.5"
Seat Depth:	18"	18"
Arm Height:	26"	37.5"
Overall Depth:	21"	21"
Overall Width:	23"	23"
Overall Height:	32.5"	44"
Qty./Wt. per carton:	2 ea./56 lbs.	2 ea./68 lbs.



ARM CHAIR



BAR STOOL

MODEL / DESCRIPTION / LIST PRICING



7444 Arm Chair - Poly Back and Seat

Chair
\$298



7446 Arm Chair - Poly Back and Upholstered Seat

COM Yardage: 0.75 Yards

COM	GR1	GR2	GR3	GR4	GR5	GR6	GR7	GR8	GR9	GR10	LEA
\$392	\$419	\$436	\$454	\$472	\$491	\$510	\$531	\$552	\$574	\$597	\$706



7454 Barstool with Arms - Poly Back and Seat

Stool
\$448



7456 Barstool with Arms - Poly Back and Upholstered Seat

COM Yardage: 0.75 Yards

COM	GR1	GR2	GR3	GR4	GR5	GR6	GR7	GR8	GR9	GR10	LEA
\$542	\$580	\$603	\$627	\$652	\$678	\$706	\$734	\$763	\$794	\$825	\$976

OPTIONS

Add upcharge to list price and code to model number

FR	CA133 Fire Retardant per yard	\$90/yd.
MB	Moisture Barrier (Standard Width) - Per Seat	\$68
MB2	Moisture Barrier (Mid-width/Bariatric) - Per Seat	\$89
BSF	Powder Coat Color Finish	No Charge

WS	Wall Saver Frame	\$38
CH	Counter Height Stool	\$28
SH	Specialty Height Chair or Stool	\$28
WAC	Wood Arm Caps	\$176/pair

DIMENSIONS	4-Leg Chair	Mid-width	Bar Stool
Seat Width:	17"	20"	17"
Seat Height:	18"	18"	29.5"
Seat Depth:	18"	18"	18"
Overall Depth:	21"	21"	21"
Overall Width:	19.5"	21"	21"
Overall Height:	32.5"	32.5"	44"
Qty./Wt. per carton:	2 ea./56 lbs.	2 ea./58 lbs.	2 ea./68 lbs.



4 LEG CHAIR

MODEL / DESCRIPTION / LIST PRICING



7460 4-Leg - Upholstered Back and Seat

COM Yardage Total: 1.0 Yds / Back: 0.75 Yds / Seat: 0.75 Yds

COM	GR1	GR2	GR3	GR4	GR5	GR6	GR7	GR8	GR9	GR10	LEA
\$394	\$422	\$438	\$456	\$474	\$493	\$513	\$533	\$555	\$577	\$600	\$709



7460MID 4-Leg Mid Width - Upholstered Back and Seat

COM Yardage Total: 1.0 Yds / Back: 0.75 Yds / Seat: 0.75 Yds

COM	GR1	GR2	GR3	GR4	GR5	GR6	GR7	GR8	GR9	GR10	LEA
\$489	\$523	\$544	\$566	\$589	\$612	\$637	\$662	\$689	\$716	\$745	\$880



7466 4-Leg Barstool - Upholstered Back and Seat

COM Yardage Total: 1.0 Yds / Back: 0.75 Yds / Seat: 0.75 Yds

COM	GR1	GR2	GR3	GR4	GR5	GR6	GR7	GR8	GR9	GR10	LEA
\$554	\$593	\$616	\$641	\$667	\$693	\$721	\$750	\$780	\$811	\$844	\$997

Note: Please specify frame end caps and underseat plastic colors (Mid Width will not have an underseat).

OPTIONS

Add upcharge to list price and code to model number

FR	CA133 Fire Retardant per yard	\$90/yd.
MB	Moisture Barrier (Standard Width) - Per Seat	\$68
MB2	Moisture Barrier (Mid-width/Bariatric) - Per Seat	\$89
BSF	Powder Coat Color Finish	No Charge

WS	Wall Saver Frame	\$38
CH	Counter Height Stool	\$28
SH	Specialty Height Chair or Stool	\$28
2FO/C	Two Fabrics (Seat and Back)	\$49

DIMENSIONS	Arm Chair	Mid-width	Bariatric	Bar Stool / Arms
Inside Width:	17"	20"	24"	17"
Seat Height:	18"	18"	18"	29.5"
Seat Depth:	18"	18"	18"	18"
Arm Height:	26"	26"	26"	37.5"
Overall Depth:	21"	21"	21"	21"
Overall Width:	23"	25.5"	29.5"	23"
Overall Height:	32.5"	32.5"	32.5"	44"
Qty./Wt. per carton:	2 ea./56 lbs.	2 ea./58 lbs.	2 ea./62 lbs.	2 ea./68 lbs.



ARM CHAIR

MODEL / DESCRIPTION / LIST PRICING



7462 Arm Chair - Upholstered Back and Seat

COM Yardage Total: 1.0 Yds / Back: 0.75 Yds / Seat: 0.75 Yds

COM	GR1	GR2	GR3	GR4	GR5	GR6	GR7	GR8	GR9	GR10	LEA
\$434	\$464	\$483	\$502	\$522	\$543	\$565	\$588	\$611	\$636	\$661	\$781



7462MID Mid Width Arm Chair - Upholstered Back and Seat

COM Yardage Total: 1.0 Yds / Back: 0.75 Yds / Seat: 0.75 Yds

COM	GR1	GR2	GR3	GR4	GR5	GR6	GR7	GR8	GR9	GR10	LEA
\$529	\$566	\$589	\$612	\$637	\$662	\$689	\$716	\$745	\$775	\$806	\$952



7464 Bariatric Arm Chair - Upholstered Back and Seat

COM Yardage Total: 1.5 Yds / Back: 0.75 Yds / Seat: 0.75 Yds

COM	GR1	GR2	GR3	GR4	GR5	GR6	GR7	GR8	GR9	GR10	LEA
\$790	\$845	\$879	\$914	\$951	\$989	\$1028	\$1070	\$1112	\$1157	\$1203	\$1422



7468 Barstool with Arms - Upholstered Back and Seat

COM Yardage Total: 1.0 Yds / Back: 0.75 Yds / Seat: 0.75 Yds

COM	GR1	GR2	GR3	GR4	GR5	GR6	GR7	GR8	GR9	GR10	LEA
\$614	\$657	\$683	\$711	\$739	\$769	\$799	\$831	\$865	\$899	\$935	\$1105

Note: Please specify arm and underseat plastic colors (Mid Width and Bariatric will not have an underseat).

OPTIONS

Add upcharge to list price and code to model number

FR	CA133 Fire Retardant per yard	\$90/yd.
MB	Moisture Barrier (Standard Width) - Per Seat	\$68
MB2	Moisture Barrier (Mid-width/Bariatric) - Per Seat	\$89
BSF	Powder Coat Color Finish	No Charge
WS	Wall Saver Frame	\$38

CH	Counter Height Stool	\$28
SH	Specialty Height Chair or Stool	\$28
WAC	Wood Arm Caps	\$176/pair
2FO/C	Two Fabrics (Seat and Back)	\$49



4 LEG CHAIR

DIMENSIONS	4-Leg Chair	Mid-width	Bar Stool
Seat Width:	17"	20"	17"
Seat Height:	18"	18"	29.5"
Seat Depth:	18"	18"	18"
Overall Depth:	21"	21"	21"
Overall Width:	19.5"	21"	21"
Overall Height:	32.5"	32.5"	44"
Qty./Wt. per carton:	2 ea./56 lbs.	2 ea./58 lbs.	2 ea./68 lbs.

MODEL / DESCRIPTION / LIST PRICING



7470 4-Legs - Wood Back / Upholstered Seat

COM Yardage: 0.75 Yards

COM	GR1	GR2	GR3	GR4	GR5	GR6	GR7	GR8	GR9	GR10	LEA
\$439	\$470	\$489	\$508	\$528	\$550	\$571	\$594	\$618	\$643	\$669	\$790



7470MID 4-Leg Mid Width - Wood Back / Upholstered Seat

COM Yardage: 0.75 Yards

COM	GR1	GR2	GR3	GR4	GR5	GR6	GR7	GR8	GR9	GR10	LEA
\$579	\$620	\$644	\$670	\$697	\$725	\$754	\$784	\$815	\$848	\$882	\$1042



7476 4-Leg Barstool - Wood Back / Upholstered Seat

COM Yardage: 0.75 Yards

COM	GR1	GR2	GR3	GR4	GR5	GR6	GR7	GR8	GR9	GR10	LEA
\$644	\$689	\$717	\$745	\$775	\$806	\$838	\$872	\$907	\$943	\$981	\$1159

Note: Please specify end caps and underseat plastic colors (Mid Width will not have an underseat).

OPTIONS

Add upcharge to list price and code to model number

FR	CA133 Fire Retardant per yard	\$90/yd.
MB	Moisture Barrier (Standard Width) - Per Seat	\$68
MB2	Moisture Barrier (Mid-width/Bariatric) - Per Seat	\$89
BSF	Powder Coat Color Finish	No Charge
WS	Wall Saver Frame	\$38
CH	Counter Height Stool	\$28

SH	Specialty Height Chair or Stool	\$28
BHG	Bruno Hand Grip Cutout Design	\$48
BPH	Bruno Perforated Hole Cutout Design	\$58
ENG	Laser Engraving Back Design*	\$85

*One time setup fee of \$245. Minimum 12 chairs (of same design and series)

DIMENSIONS	Arm Chair	Mid-width	Bariatric	Bar Stool / Arms
Inside Width:	17"	20"	24"	17"
Seat Height:	18"	18"	18"	29.5"
Seat Depth:	18"	18"	18"	18"
Arm Height:	26"	26"	26"	37.5"
Overall Depth:	21"	21"	21"	21"
Overall Width:	23"	25.5"	29.5"	23"
Overall Height:	32.5"	32.5"	32.5"	44"
Qty./Wt. per carton:	2 ea./56 lbs.	2 ea./58 lbs.	2 ea./62 lbs.	2 ea./68 lbs.



ARM CHAIR

MODEL / DESCRIPTION / LIST PRICING



7472 Arm Chair - Wood Back / Upholstered Seat

COM Yardage: 0.75 Yards

COM	GR1	GR2	GR3	GR4	GR5	GR6	GR7	GR8	GR9	GR10	LEA
\$479	\$513	\$533	\$554	\$577	\$600	\$624	\$649	\$674	\$701	\$729	\$862



7472MID Mid Width Arm Chair - Wood Back / Upholstered Seat

COM Yardage: 0.75 Yards

COM	GR1	GR2	GR3	GR4	GR5	GR6	GR7	GR8	GR9	GR10	LEA
\$619	\$662	\$689	\$716	\$745	\$775	\$806	\$838	\$872	\$906	\$943	\$1114



7474 Bariatric Arm Chair - Wood Back / Upholstered Seat

COM Yardage: 0.75 Yards

COM	GR1	GR2	GR3	GR4	GR5	GR6	GR7	GR8	GR9	GR10	LEA
\$860	\$920	\$957	\$995	\$1035	\$1077	\$1120	\$1164	\$1211	\$1259	\$1310	\$1548



7478 Barstool with Arms - Wood Back / Upholstered Seat

COM Yardage: 0.75 Yards

COM	GR1	GR2	GR3	GR4	GR5	GR6	GR7	GR8	GR9	GR10	LEA
\$704	\$753	\$783	\$815	\$847	\$881	\$916	\$953	\$991	\$1031	\$1072	\$1267

Note: Please specify arms and underseat plastic colors (Mid Width and Bariatric will not have an underseat).

OPTIONS

Add upcharge to list price and code to model number

FR	CA133 Fire Retardant per yard	\$90/yd.
MB	Moisture Barrier (Standard Width) - Per Seat	\$68
MB2	Moisture Barrier (Mid-width/Bariatric) - Per Seat	\$89
BSF	Powder Coat Color Finish	No Charge
WS	Wall Saver Frame	\$38
CH	Counter Height Stool	\$28

SH	Specialty Height Chair or Stool	\$28
WAC	Wood Arm Caps	\$176/pair
BHG	Bruno Hand Grip Cutout Design	\$48
BPH	Bruno Perforated Hole Cutout Design	\$58
ENG	Laser Engraving Back Design*	\$85

*One time setup fee of \$245. Minimum 12 chairs (of same design and series)

MODEL / DESCRIPTION / LIST PRICING




7480 Dolly for Bruno Chairs

Dolly
\$590

**ADD THIS PAGE WHEN
DOLLIES ARE READY**

BURTON SERIES

The Burton Lounge offers two sizes with different back designs with a fully upholstered contoured seat and back. Burton is available in choice of fabric with welded steel tube sled base.



OPEN LOOP BACK



CLOSED LOOP BACK

ORDERING INFORMATION

To Order Please Specify:

- 1) Series Name
- 2) Model Number
- 3) Quantity
- 4) Fabric Grade & Number
- 5) Sled Base Metal Finish
- 6) Optional Items

BURTON GENERAL SPECIFICATIONS

Seat and Back Frame Construction

Frame assembly is constructed of multi-ply hardwood, with tongue and groove construction. All foam is fully bonded to frame. Seat cushions are 3" graded high resiliency (H.R.) block foam with 3" H.R. foam seat back, covered entirely with special bonded polyester fiber to protect final upholstery. No sag-springs are installed in seat & back along with interlocking helicoil springs to prevent sagging and provide additional lower back and seat support.

Upholstery

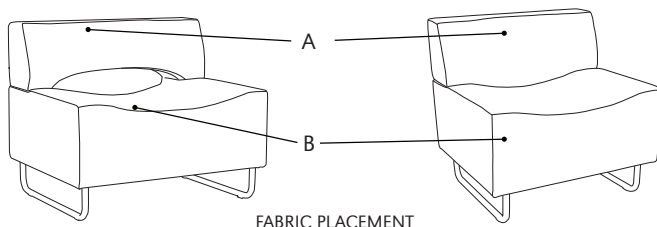
Seat and back are covered in choice of fabric, vinyl, crypton, leather or COM. ERG uses only water based glues and adhesives in our upholstery process. Contrasting fabrics are available.

Sled Base

Sled Base is constructed of fully welded .875" diameter, 14-gauge steel tubing with hand brazed welds.

Note:

- Tablet orders of 5 or less - choice of 3 standard laminate colors: Wilsonart Black 1595-60, Formica Brite White 459-58 or Nevamar Silver Alu Metalx MXT003.
- Tablet orders of 6 or more - any choice standard laminate colors.



COLORS / FINISHES

Metal Finish Colors:

Sled Base:

Standard powder coat colors available. Polished chrome optional.

OPTIONS

- CODE: FR - CA133 Fire Retardant.
- CODE: MB - Moisture Barrier.
- CODE: PC - Polished Chrome - Sled Base.
- CODE: 2FO - 2 Fabric Option. When seat and base are upholstered in two different fabrics of your choice.
- CODE: TABF() - Fixed Post Tablet Arm.
- CODE: SST - Solid Surface Top for Tablet Arms.
- CODE: LAM5 - Non-standard laminate for 5 or less tablets see options for upcharge




BURTON WITH OPTIONAL
FIXED POST TABLET ARM

DIMENSIONS	Open Loop Back	Closed Loop Back
Seat Width:	35"	30"
Seat Depth:	19"	19"
Seat Height:	16.5"	16.5"
Back Height:	31"	31"
Overall Width:	35"	30"
Overall Depth:	28"	26"
Qty./Wt.:	1 ea./110 lbs.	1 ea./95 lbs.



MODEL / DESCRIPTION / LIST PRICING



4091 Lounge with Sled Base - Closed Loop Back

COM Yardage: 4 Yds. / Back: 1.5 Yds. / Seat: 2.5 Yds.

COM	GR1	GR2	GR3	GR4	GR5	GR6	GR7	GR8	GR9	GR10	LEA
\$2271	\$2430	\$2527	\$2628	\$2734	\$2843	\$2957	\$3075	\$3198	\$3326	\$3459	\$4088



4092 Lounge with Sled Base - Open Loop Back

COM Yardage: 4 Yds. / Back: 1.5 Yds. / Seat: 2.5 Yds.

COM	GR1	GR2	GR3	GR4	GR5	GR6	GR7	GR8	GR9	GR10	LEA
\$2379	\$2546	\$2648	\$2754	\$2864	\$2978	\$3097	\$3221	\$3350	\$3484	\$3624	\$4283

TABLET SHAPES

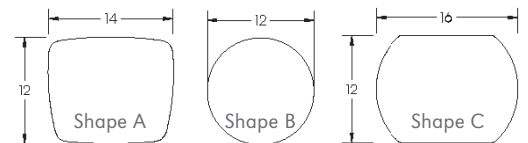
Choose from 3 Tablet Shapes::

Tablets for all modular series are available in 3 shapes, choose from the three shapes shown and specify; A, B or C and left or right (outside tablet) when ordering. Example: TABF-(A) Left - this would be a fixed shape A tablet on the left side (when seated).

Optional Solid Surface available.

Note:

- Tablet orders of 5 or less - choice of 3 standard laminate colors:
Wilsonart Black 1595-60, Formica Brite White 459-58 or Nevamar Silver Alu Metalx MXT003.
- Tablet orders of 6 or more - any choice standard laminate colors.



OPTIONS

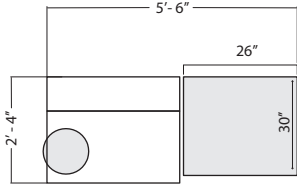
Add upcharge to list price and code to model number

FR	CA133 Fire Retardant per yard	\$90/yd.
MB	Moisture Barrier - per unit	\$175
2FO	Two fabric option	\$98
PC	Polished Chrome - Sled Base	\$68

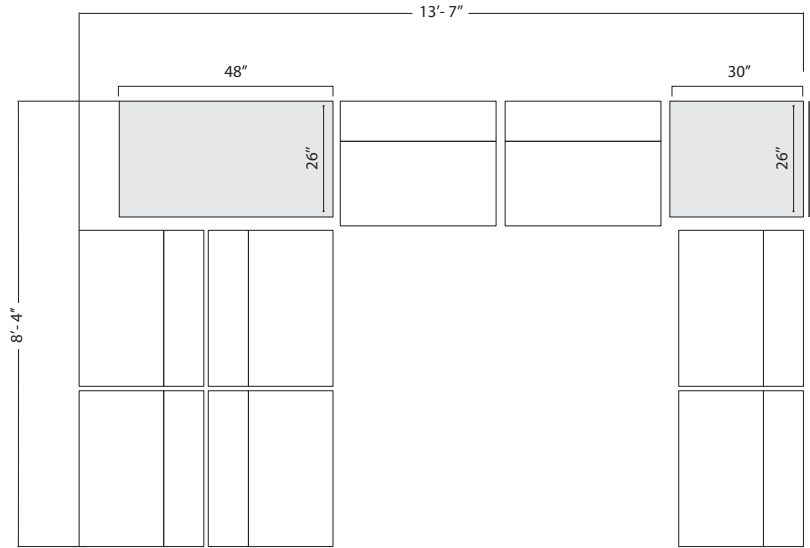
TABF(-)	Fixed Post Tablet (specify A, B or C, left or right side)	\$370
SST	Solid Surface Tablet Arm - add to tablet option	\$165
LAM5	Non-standard laminate (5 tablets or less)	\$250 ea. tablet

OPEN LOOP BACK CONFIGURATION

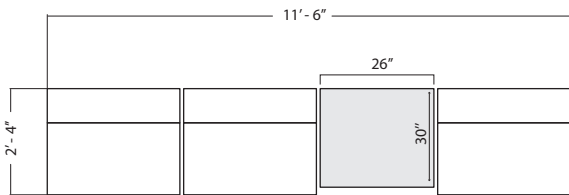
BURTON
OPEN LOOP BACK **A**



BURTON
OPEN LOOP BACK **B**

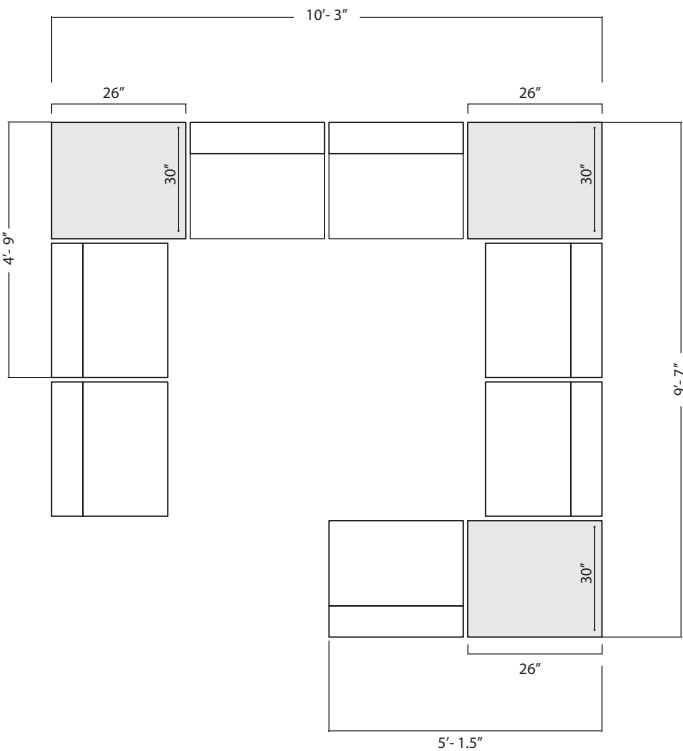


BURTON
OPEN LOOP BACK

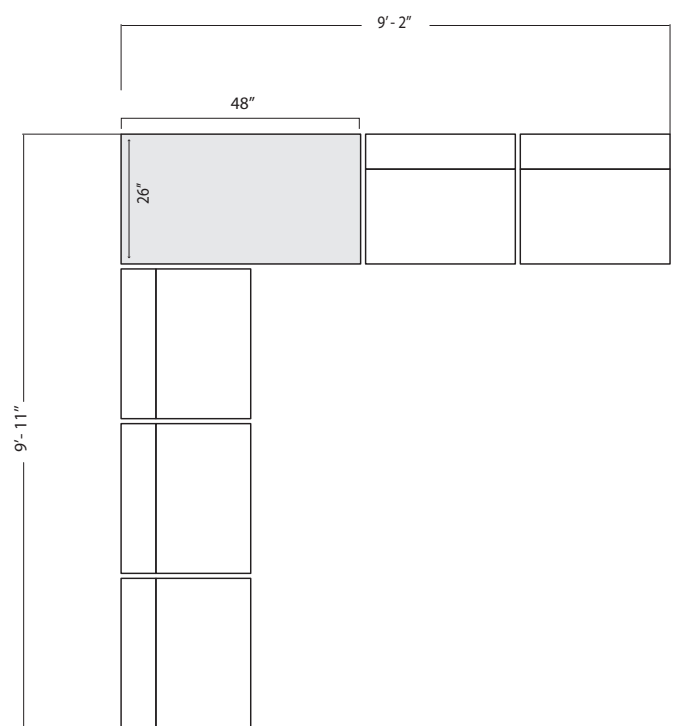


CLOSED LOOP BACK CONFIGURATION

BURTON
CLOSED LOOP BACK **A**



BURTON
CLOSED LOOP BACK **B**



BURTON OCCASIONAL TABLE

Burton Occasional Tables feature laminate covered top and sides. Choose 2 different colors for an offset appearance. Metal legs are 8.25" tall, triangular with factory installed poly vinyl glides.



30" X 26" COFFEE TABLE



48" X 26" COFFEE TABLE

ORDERING INFORMATION

- | | |
|--------------------------|--------------------------------|
| 1) Series Name | 5) Laminate / Veneer Selection |
| 2) Model Number | 6) Optional 2nd Laminate |
| 3) Quantity | 7) Optional Items |
| 4) Powder Coat Leg Color | |

BURTON SPECIFICATIONS

Table

Table core is CARB Phase I & Phase II Compliant. Laminate and Veneer backing are glued with water based adhesives.

Table Finish

Covered top and sides with high pressure laminate, or choose Optional 2 Different Color laminates.

Laminate Selections

ERG offers over 1000 standard laminate choices from Nevamar, Wilsonart, Formica and Pionite. Solid Surface Corian overlay top tables will be quoted upon request.

Sled/Swivel Base

Sled Base is constructed of fully welded .875" diameter, 14-gauge steel tubing with hand brazed welds.

OPTIONS

- CODE: PC - Polished Chrome Legs- sled base



POLISHED CHROME
SLED BASED LEGS



ELECTRICAL / DATA

Note: Factory installed power/data available, see Accessories Section for details and pricing.

BURTON OCCASIONAL TABLES

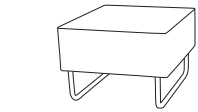


48" X 26" COFFEE TABLE



30" X 26" COFFEE TABLE

MODEL / DESCRIPTION / LIST PRICING



Model Number	Model Description	Table Top Size	Table Height	Table Top Shape	Shipping Weight	LAMINATE	WOOD VENEER
BUR2630	Occasional	26"x30"	17"	round edge square	35 lbs	\$1244	\$1492



BUR2648	Occasional	26"x48"	17"	round edge rectangle	40 lbs	\$1677	\$2012
---------	------------	---------	-----	----------------------	--------	--------	--------


OPTIONS

Add upcharge to list price and code to model number

PC	Polished Chrome - Sled Base	\$68
----	-----------------------------	------

CABANA OCCASIONAL TABLE

Cabana Occasional Tables are covered top and sides with high pressure laminate, or choose optional 2 different colors. Metal legs are 3" tall x 2" diameter with factory installed poly vinyl glides.



CABANA RECTANGLE



CABANA ROUND

ORDERING INFORMATION

- | | |
|--------------------------|--------------------------------|
| 1) Series Name | 5) Laminate / Veneer Selection |
| 2) Model Number | 6) Optional 2nd Laminate |
| 3) Quantity | 7) Optional Items |
| 4) Powder Coat Leg Color | |

CABANA SPECIFICATIONS

Table

Table core is CARB Phase I & Phase II Compliant. Laminate, wood veneer and phenolic backing are glued with water based adhesives.

Table Tops

ERG offers over 1000 standard laminate choices from Nevamar, Wilsonart, Formica and Pionite. Wood veneer in transparent stain colors and custom stain matching are also available. Solid Surface, 3Form Chroma and stone table tops will be quoted upon request.

Metal Legs

Legs are of 2" diameter 3" tall, round steel tubing. Legs are sandblasted prior to final powder coating in your choice of standard powder coat colors. Legs have a factory installed poly vinyl glide.

OPTIONS

- CODE: 2LC - 2 color laminate choices
- CODE: PC - Polished Chrome Legs
- CODE: WOD - Wood Legs.
- TABLE ACCESSORIES – Wire Management, Power & Communication Options – see Accessories section in price list or call for quote.


Note: Factory installed power/data available, see accessories section for details and pricing.



ELECTRICAL / DATA



CABANA OVAL TABLE





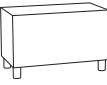

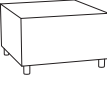
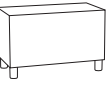

CABANA CORNER TABLE



Applies to:
CAB18D
CAB24D
CAB18S
CAB24S

MODEL / DESCRIPTION / LIST PRICING

CABANA OCCASIONAL TABLES

	Model Number	Model Description	Table Top Size	Table Height	Table Shape	Shipping Weight	LAMINATE	WOOD VENEER
	CAB18D	Occasional	18" dia.	17"	round	40 lbs.	\$985	\$1259
	CAB24D	Occasional	24" dia.	17"	round	50 lbs.	\$1160	\$1760
	CAB30D	Occasional	30" dia.	17"	round	60 lbs.	\$1410	\$1715
	CAB36D	Occasional	36" dia.	17"	round	80 lbs.	\$1535	\$1915
	CAB42D	Occasional	42" dia.	17"	round	90 lbs.	\$1790	\$2455
	CAB1426	Occasional	14" x 26"	17"	rectangular	40 lbs.	\$1250	\$1624
	CAB1826	Occasional	18" x 26"	17"	rectangular	45 lbs.	\$1271	\$1652
	CAB1726-O	Occasional	17" x 26"	17"	oval	45 lbs.	\$1460	\$2140
	CAB2234-O	Occasional	22" x 34"	17"	oval	60 lbs.	\$1692	\$2665
	CAB18S	Occasional	18" x 18"	17"	square	50 lbs.	\$1070	\$1390
	CAB24S	Occasional	24" x 24"	17"	square	60 lbs.	\$1187	\$1542
	CAB27S	Occasional	27" x 27"	17"	square	63 lbs.	\$1297	\$1686
	CAB30S	Occasional	30" x 30"	17"	square	65 lbs.	\$1407	\$1829
	CAB36S	Occasional	36" x 36"	17"	square	90 lbs.	\$1770	\$2380
	CAB2448	Occasional	24" x 48"	17"	rectangular	85 lbs.	\$1869	\$2430
	CAB3232	Occasional	32" x 32"	17"	square	85 lbs.	\$1638	\$2129

OPTIONS

Add upcharge to list price and code to model number

2LC	2 Color Laminate option	\$175
PC	Polished Chrome legs	\$25 each

STH	Special Table Height	\$150
WOD	Wood Legs	\$24 each



CAPRI OCCASIONAL TABLE

Capri is the perfect portable tablet for many environments, including healthcare. Laminate tablet top mounted to two different solid steel base choices with 1.25" dia. steel tubing.



CAP105 LAMINATE TOP WITH EXPOSED WOOD EDGE



CAP103 LAMINATE TOP WITH EXPOSED WOOD EDGE

ORDERING INFORMATION

- | | |
|-----------------|------------------|
| 1) Series Name | 4) Frame Finish |
| 2) Model Number | 5) Top Selection |
| 3) Quantity | |

CAPRI SPECIFICATIONS

Table Tops

Table tops offered for the Capri include Laminate/Veneer with exposed edge or Solid Surface.

Frame

The Capri features a fully welded 1.25" dia. steel tube column with a solid steel base. Base is available in two shapes - rectangle and bowed ends

Glides

Factory installed black vinyl glides.

TABLE SHAPES

Choose from 3 Tablet Shapes for each base:

Tables are available in 6 shapes (3 per base). See dimensions on following pages for all tablet sizes

Note:

- Tablet orders of 5 or less - choice of 3 standard laminate colors: Wilsonart Black 1595-60, Formica Brite White 459-58 and Nevamar Silver Alu Metalx MXT003.
- Tablet orders of 6 or more - any choice standard laminate colors.

COLORS / FINISHES

Base:

Available in standard powder coat colors.

Veneer

Maple veneer top with exposed multi-ply edge in standard transparent wood stain colors.

Laminate

Standard laminate top with exposed multi-ply edge available in:
Wilsonart Black 1595-60
Formica Brite White 459-58
Nevamar Silver Alu Metalx MXT003

Solid Surface

Stock solid surface top is available in:
Wilsonart Solid Surface Coconut
Corian Bronzite.

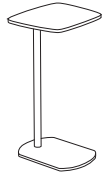
Other Laminates and surfaces available with minimum quantities.

OPTIONS

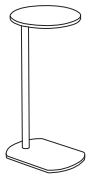
- CODE: LAM5 - Non-standard laminate for 5 or less tablets see options for upcharge
- CODE: SS5 - Non-standard Solid Surface top for 5 or less tablets



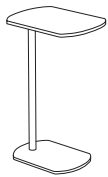
MODEL / DESCRIPTION / LIST PRICING



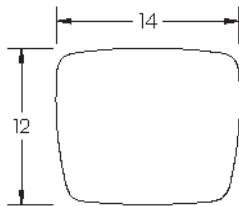
Model Number	Model Description	Tablet Shape	Table Height	Shipping Weight	MULTI-PLY LAMINATE TOP	VENEER TOP	SOLID SURFACE TOP
CAP101	Occasional	Trapezoid	26"	28 lbs.	\$671	\$743	\$1155



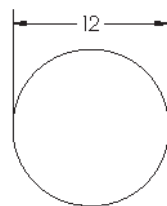
CAP102	Occasional	Round	26"	28 lbs.	\$671	\$743	\$1155
---------------	------------	-------	-----	---------	-------	-------	--------



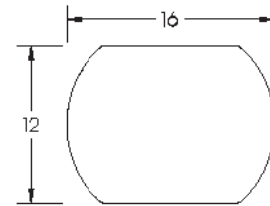
CAP103	Occasional	Bowed Ends	26"	28 lbs.	\$671	\$743	\$1155
---------------	------------	------------	-----	---------	-------	-------	--------



CAP101



CAP102



CAP103

OPTIONS

Add upcharge to list price and code to model number

LAM5	Non-standard laminate (5 tablets or less)	\$250 ea. tablet	SS5	Non-standard Solid Surface (5 tablets or less)	Call For Quote
------	---	------------------	-----	--	----------------



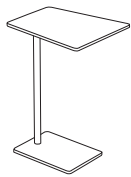
MODEL / DESCRIPTION / LIST PRICING



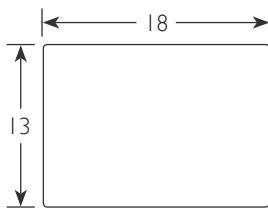
Model Number	Model Description	Tablet Shape	Table Height	Shipping Weight	MULTI-PLY LAMINATE TOP	VENEER TOP	SOLID SURFACE TOP
CAP104	Occasional	Rectangle	26"	28 lbs.	\$598	\$690	\$998



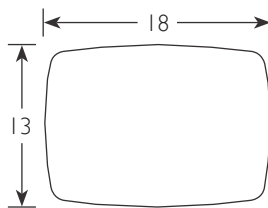
CAP105	Occasional	Almost Rectangle	26"	28 lbs.	\$620	\$725	\$1040
---------------	------------	------------------	-----	---------	-------	-------	--------



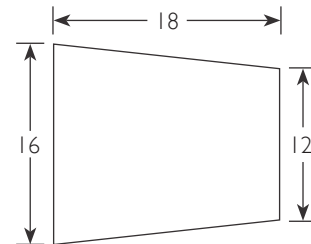
CAP106	Occasional	Trapezoid	26"	28 lbs.	\$690	\$795	\$1265
---------------	------------	-----------	-----	---------	-------	-------	--------



CAP104



CAP105



CAP106

OPTIONS

Add upcharge to list price and code to model number

LAM5	Non-standard laminate (5 tablets or less)	\$250 ea. tablet	SS5	Non-standard Solid Surface (5 tablets or less)	Call For Quote
------	---	------------------	-----	--	----------------

CARLO COLLECTION

The Carlo Collection features fully upholstered armless chairs, arm chairs, ottomans and tabourets in choice of fabric. There are two designs for the armchairs and two designs for armless chairs, each with distinctive styling. Carlo is offered with a choice of brushed stainless 4-star swivel base or polished chrome finish auto return base.



CARLO TWENTY
METAL 4 STAR SWIVEL BASE



CARLO TEN
4-PRONG SWIVEL AUTO RETURN
BASE IN POLISHED CHROME



CARLO TWENTY
METAL 4 STAR SWIVEL BASE

ORDERING INFORMATION

To Order Please Specify:

- | | |
|-----------------|----------------------------|
| 1) Series Name | 4) Fabric Grade and Number |
| 2) Model Number | 5) Optional Items |
| 3) Quantity | |

CARLO GENERAL SPECIFICATIONS

Seat

2" thick high resiliency foam with a seat frame made out of hardwood with flexible webbing installed for added support and soft sit.

Upholstery

High resiliency foam, covered throughout by Dacron to protect final upholstery.

Chair function (Two Metal Base Choices)

- **Swivel 4-star base in stainless steel with adjustable glides.**
- Base spread is 27.5" (24" for Ottoman)
- Swivel 360° (Metal only)
- No tilt or height adjustment available.
- **Automatic Return 4-prong base** - Taper round tubing with adjustable glides in polished chrome and auto memory return swivel seat.

Tablet Arm

- Optional tablet arm is fixed and will swivel with the chair

NOTE:

ALL METAL BASE CHAIRS AND ALL TABOURET WITH METAL BASE WILL SWIVEL.



CARLO TWENTY METAL
4 STAR SWIVEL BASE
WITH OTTOMAN


OPTIONS

- CODE: FR - CA133 Fire Retardant.
- CODE: MB - Moisture Barrier
- CODE: 2FO - Two Fabric Option
- CODE: TAB-CT - Fixed Tablet Arm - swivel Tabouret (specify left or right arm)
- CODE: TAB-F - Fixed Tablet Arm - Armless Chair (metal base only) (specify left or right arm)

- CODE: SST - Solid Surface Top
- CODE: LAM5 - Non-standard laminate for 5 or less tablets. See Options for upcharge.

NOTE:

- TABLET ORDERS OF 5 OR LESS - CHOICE OF 3 STANDARD LAMINATE COLORS:
WILSONART BLACK 1595-60, FORMICA BRITE WHITE 459-58 AND NEVAMAR SILVER ALU METALX MXT003.
- TABLET ORDERS OF 6 OR MORE - ANY CHOICE STANDARD LAMINATE COLORS.



DIMENSIONS	Carlo Ten/Twenty 4 Star Base
Seat Height:	18"
Seat Width:	19"
Seat Depth:	19"
Overall Height:	30"
Overall Width:	22.5"
Overall Depth:	24"
Qty./Wt.:	1 ea./52 lbs.



CARLO TWENTY
4 STAR METAL BASE AND TABLET ARM



CARLO TEN
4 STAR METAL BASE



CARLO TWENTY ARM CHAIR
4 STAR METAL BASE

MODEL / DESCRIPTION / LIST PRICING



3431 Carlo Ten 4 Star Base (Swivel Seat) COM Yardage: 3.25 Yds. / Back/Arms: 2 Yds. / Seat: 1.25 Yd.

COM	GR1	GR2	GR3	GR4	GR5	GR6	GR7	GR8	GR9	GR10	LEA
\$1075	\$1150	\$1196	\$1244	\$1294	\$1346	\$1399	\$1455	\$1514	\$1574	\$1637	\$1935



3433 Carlo Ten Arm Chair 4 Star Base (Swivel Seat) COM Yardage: 3.25 Yds. / Back/Arms: 2 Yds. / Seat: 1.25 Yd.

COM	GR1	GR2	GR3	GR4	GR5	GR6	GR7	GR8	GR9	GR10	LEA
\$1135	\$1214	\$1263	\$1313	\$1366	\$1421	\$1477	\$1537	\$1598	\$1662	\$1728	\$2043



3435 Carlo Twenty 4 Star Base (Swivel Seat) COM Yardage: 3.25 Yds. / Back/Arms: 2 Yds. / Seat: 1.25 Yd.

COM	GR1	GR2	GR3	GR4	GR5	GR6	GR7	GR8	GR9	GR10	LEA
\$1098	\$1175	\$1222	\$1271	\$1322	\$1374	\$1429	\$1487	\$1546	\$1608	\$1672	\$1976



3437 Carlo Twenty Arm Chair 4 Star Base (Swivel Seat) COM Yardage: 3.25 Yds. / Back/Arms: 2 Yds. / Seat: 1.25 Yd.

COM	GR1	GR2	GR3	GR4	GR5	GR6	GR7	GR8	GR9	GR10	LEA
\$1159	\$1240	\$1290	\$1341	\$1395	\$1451	\$1509	\$1569	\$1632	\$1697	\$1765	\$2086

TABLET SHAPES

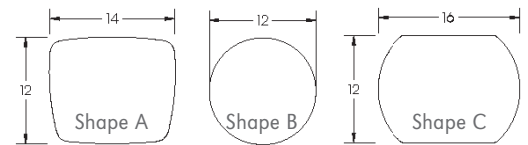
Choose from 3 Tablet Shapes::

Tablets for all modular series are available in 3 shapes, choose from the three shapes shown and specify; A, B or C and left or right (outside tablet) when ordering. Example: TAB-(A) Left - this would be a fixed swivel shape A tablet on the left side (when seated).

Optional Solid Surface available.

Note:

- Tablet orders of 5 or less - choice of 3 standard laminate colors: Wilsonart Black 1595-60, Formica Brite White 459-58 and Nevamar Silver Alu Metalx MXT003..
- Tablet orders of 6 or more - any choice standard laminate colors.



OPTIONS

Add upcharge to list price and code to model number

FR	CA133 Fire Retardant per yard	\$90/yd.
MB	Moisture Barrier - per seat	\$125
2FO	Two fabric option	\$98

TABF(-)	Fixed Tablet (specify A, B or C, left or right arm)	\$495
SST	Solid Surface Tablet - add to tablet option	\$125
LAM5	Non-standard laminate (5 tablets or less)	\$250 ea. tablet

DIMENSIONS	Tabouret	Ottoman
Seat Height:	18"	16"
Seat Width:	20"	18"
Seat Depth:	21"	19"
4-Star Base Dia:	28"	24"
Overall Height:	18"	16"
Overall Width:	20"	18"
Overall Depth:	21"	19"
Qty./Wt.:	1 ea./25 lbs.	1 ea./22 lbs.



CARLO OTTOMAN METAL BASE
FIXED SEAT



CARLO SWIVEL TABOURET
METAL BASE

MODEL / DESCRIPTION / LIST PRICING



3449 Carlo Tabouret 4 Star Base (Swivel Seat)

COM Yardage: 1.5 Yds.

COM	GR1	GR2	GR3	GR4	GR5	GR6	GR7	GR8	GR9	GR10	LEA
\$845	\$904	\$940	\$978	\$1017	\$1058	\$1100	\$1144	\$1190	\$1237	\$1287	\$1521



3451 Carlo Ottoman 4 Star Base (Fixed Seat)

COM Yardage: 1.5 Yds.

COM	GR1	GR2	GR3	GR4	GR5	GR6	GR7	GR8	GR9	GR10	LEA
\$795	\$851	\$885	\$920	\$957	\$995	\$1035	\$1076	\$1119	\$1164	\$1211	\$1431

NOTE:

- TABLET ORDERS OF 5 OR LESS - CHOICE OF 3 STANDARD LAMINATE COLORS: WILSONART BLACK 1595-60, FORMICA BRITE WHITE 459-58 AND NEVAMAR SILVER ALU METALX MXT003.
- TABLET ORDERS OF 6 OR MORE - ANY CHOICE STANDARD LAMINATE COLORS.
- WHICH SEAT SWIVELS?
ALL METAL BASE CHAIRS AND ALL TABOURET WITH METAL BASE WILL SWIVEL.

OPTIONS

Add upcharge to list price and code to model number

FR	CA133 Fire Retardant per yard	\$90/yd.
MB	Moisture Barrier - per seat	\$125
2FO	Two fabric option	\$98

TAB-CT	Fixed Tablet Arm (Specify left or right arm)	\$495
SST	Solid Surface Top	\$125
LAM5	Non-standard laminate (5 tablets or less)	\$250 ea.

DIMENSIONS	Carlo Ten/Twenty 4-Prong Swivel Auto Return Base
Seat Height:	18"
Seat Width:	19"
Seat Depth:	19"
Overall Height:	30"
Overall Width:	22.5"
Overall Depth:	24"
Qty./Wt.:	1 ea./52 lbs.



CARLO TEN ARM CHAIR
4-PRONG SWIVEL AUTO RETURN
BASE IN POLISHED CHROME

AUTOMATIC RETURN = RETURN TO ITS ORIGINAL POSITION

MODEL / DESCRIPTION / LIST PRICING



3439 Carlo Ten 4-Prong (Swivel Auto Return Base) COM Yardage: 3.25 Yds. / Back/Arms: 2 Yds. / Seat: 1.25 Yd.

COM	GR1	GR2	GR3	GR4	GR5	GR6	GR7	GR8	GR9	GR10	LEA
\$1143	\$1223	\$1272	\$1323	\$1376	\$1431	\$1488	\$1547	\$1609	\$1674	\$1741	\$2057



3441 Carlo Ten Arm Chair 4-Prong (Swivel Auto Return Base) COM Yardage: 3.25 Yds. / Back/Arms: 2 Yds. / Seat: 1.25 Yd.

COM	GR1	GR2	GR3	GR4	GR5	GR6	GR7	GR8	GR9	GR10	LEA
\$1203	\$1287	\$1339	\$1392	\$1448	\$1506	\$1566	\$1629	\$1694	\$1762	\$1832	\$2166



3443 Carlo Twenty 4-Prong (Swivel Auto Return Base) COM Yardage: 3.25 Yds. / Back/Arms: 2 Yds. / Seat: 1.25 Yd.

COM	GR1	GR2	GR3	GR4	GR5	GR6	GR7	GR8	GR9	GR10	LEA
\$1162	\$1243	\$1293	\$1345	\$1399	\$1455	\$1513	\$1573	\$1636	\$1702	\$1770	\$2092



3444 Carlo Twenty Arm Chair 4-Prong (Swivel Auto Return Base) COM Yardage: 3.25 Yds. / Back/Arms: 2 Yds. / Seat: 1.25 Yd.

COM	GR1	GR2	GR3	GR4	GR5	GR6	GR7	GR8	GR9	GR10	LEA
\$1222	\$1308	\$1360	\$1414	\$1471	\$1530	\$1591	\$1654	\$1721	\$1789	\$1861	\$2200

TABLET SHAPES

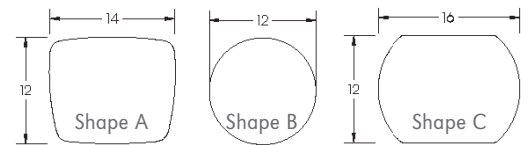
Choose from 3 Tablet Shapes::

Tablets for all modular series are available in 3 shapes, choose from the three shapes shown and specify; A, B or C and left or right (outside tablet) when ordering. Example: TAB-(A) Left - this would be a fixed swivel shape A tablet on the left side (when seated).

Optional Solid Surface available.

Note:

- Tablet orders of 5 or less - choice of 3 standard laminate colors: Wilsonart Black 1595-60, Formica Brite White 459-58 and Nevamar Silver Alu Metalx MXT003..
- Tablet orders of 6 or more - any choice standard laminate colors.



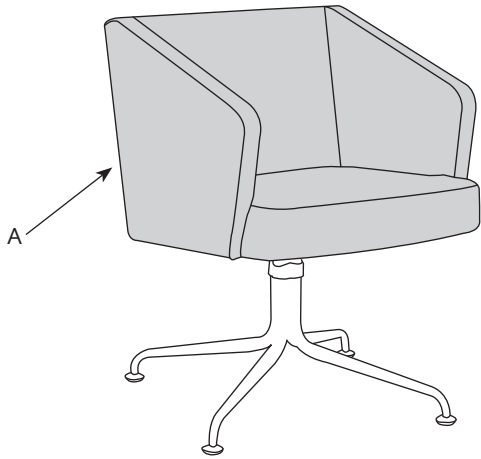
OPTIONS

Add upcharge to list price and code to model number

FR	CA133 Fire Retardant per yard	\$90/yd.
MB	Moisture Barrier - per seat	\$125
2FO	Two fabric option	\$98


TABF(-)	Fixed Tablet (specify A, B or C, left or right arm)	\$495
SST	Solid Surface Tablet - add to tablet option	\$125
LAM5	Non-standard laminate (5 tablets or less)	\$250 ea. tablet

CARLO TEN




MONOCHROMATIC FABRIC

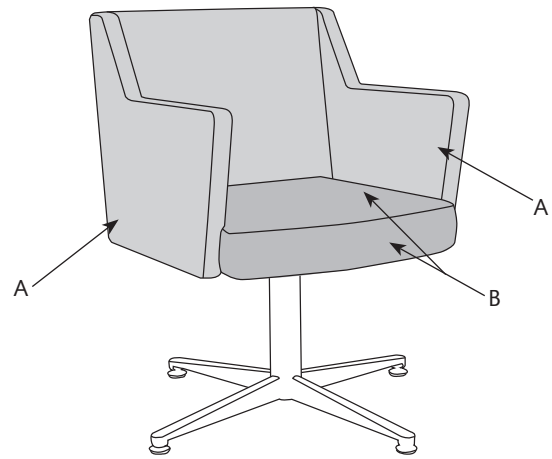
CARLO TWENTY



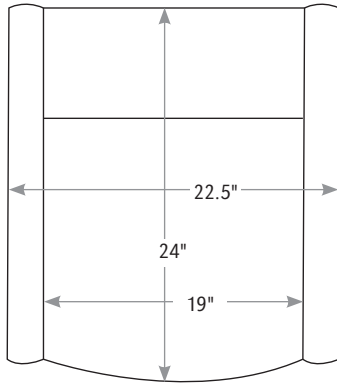
MONOCHROMATIC FABRIC



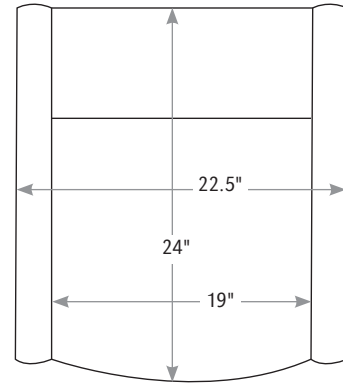
TWO FABRIC OPTION



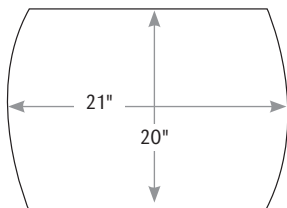
TWO FABRIC OPTION



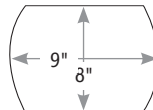
CARLO TEN ARM CHAIR



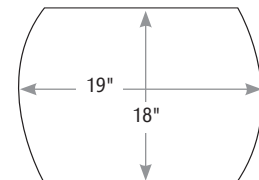
CARLO TWENTY ARM CHAIR



TABOURET (WOOD & METAL)
SWIVEL SEAT



OPTIONAL TABOURET TABLET ARM
SWIVEL SEAT



OTTOMAN (WOOD & METAL)
FIXED SEAT



CARLO TEN ARM CHAIR AUTO RETURN
BASE PROFILE VIEW



CARLO TEN ARM CHAIR
PROFILE VIEW



CARLO TWENTY ARMLESS
4-STAR BASE



CARLO TWENTY ARMLESS
4-PRONG AUTO RETURN BASE



CARLO TEN ARM CHAIR WITH OTTOMAN
(METAL BASE WITH FIXED SEAT ON OTTOMAN)



CARLO TWENTY ARM CHAIR WITH OTTOMAN
(METAL BASE WITH FIXED SEAT ON OTTOMAN)



CARLO TWENTY WITH OPTIONAL TABLET ARM



CARLO OTTOMAN METAL BASE
FIXED SEAT

NOTE: METAL BASE OTTOMANS DO NOT SWIVEL



CARLO SWIVEL TABOURET
METAL BASE



CARLO TWENTY ARM CHAIR WITH DIXON
OCCASIONAL TABLE

THE CARLO OFFERS A STYLISH 4-PRONG POLISHED CHROME BASE
FEATURING A 360° SWIVEL WITH AN AUTOMATIC MEMORY RETURN.



CARLO TEN ARM CHAIR



SWIVEL TABOURET
WITH TABLET ARM



SWIVEL TABOURET



SWIVEL METAL BASE TABOURETS WITH OPTIONAL TABLET ARMS AND CABANA OCCASIONAL TABLE

COMPLEMENTARY SWIVEL SEATING



Carlo Ten arm chair



Carlo Ten armless



Carlo Twenty arm chair

CARLO SWIVEL

The Carlo Collection features fully upholstered armchairs, in choice of fabric. There are two designs each for the arm and armless chairs, each with distinctive styling.



CARLO
TWENTY ARM



CARLO
TWENTY



CARLO TEN
WITH TABLET

ORDERING INFORMATION

To Order Please Specify:

- | | |
|-----------------|----------------------------|
| 1) Series Name | 4) Fabric Grade and Number |
| 2) Model Number | 5) Optional Items |
| 3) Quantity | |

- CODE: FR - CA133 Fire Retardant.
- CODE: MB - Moisture Barrier
- CODE: 2FO - Two Fabric Option
- CODE: GC - Black Glides for 5-Star Base
- CODE: TAB-F - Fixed Tablet Arm - Armless Chair (specify left or right arm)
- CODE: SST - Solid Surface Top
- CODE: LAM5 - Non-standard laminate for 5 or less tablets. See Options for upcharge.

CARLO GENERAL SPECIFICATIONS

Seat

2" thick high resiliency foam with a seat frame made out of hardwood with flexible webbing installed for added support and soft sit.

Upholstery

High resiliency foam, covered throughout by Dacron to protect final upholstery.

Frame

- 1" multiply hardwood
- Tongue and groove construction nailed and glued.

Chair function (5-Star Base)

- Swivel 360°

Chair Control

- Pneumatic height adjustment (18.5"-23.5" Seat Height)
- Tension adjustment
- Swivel, tilt and lock

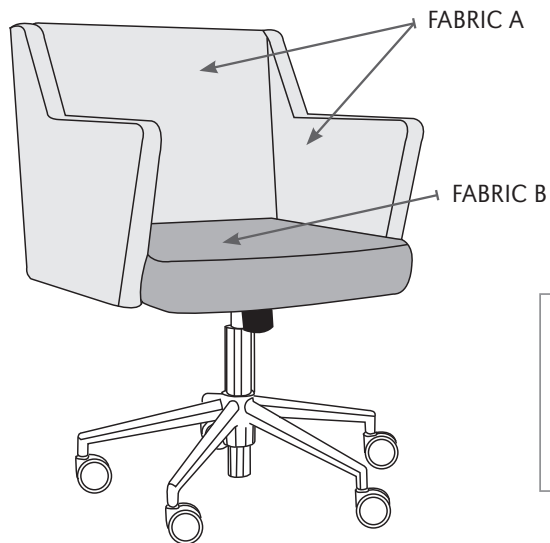
Tablet Arm

- Optional tablet arm is fixed and will swivel with the chair.

COLORS / FINISHES

Base Finish Colors

Standard polished aluminum finish with silver casters.



OPTIONAL SWIVEL
CHAIR GLIDES

OPTIONS

DIMENSIONS	5-Star Swivel Base
Seat Height:	18.5" - 23.5"
Seat Width:	19"
Seat Depth:	19"
Overall Height:	31" - 36"
Overall Width:	25.5"
Overall Depth:	25.5"
Qty./Wt.:	1 ea./52 lbs.



CARLO TEN SWIVEL



CARLO TEN SWIVEL ARMLESS

MODEL / DESCRIPTION / LIST PRICING



3452 Carlo Ten Swivel Base

COM Yardage - Total: 3.25 Yds. / Back & Arms: 2 Yds. / Seat: 1.25 Yd.

COM	GR1	GR2	GR3	GR4	GR5	GR6	GR7	GR8	GR9	GR10	LEA
\$1238	\$1325	\$1378	\$1433	\$1490	\$1550	\$1612	\$1676	\$1743	\$1813	\$1885	\$2228



3454 Carlo Ten Arm Chair Swivel Base

COM Yardage - Total: 3.25 Yds. / Back & Arms: 2 Yds. / Seat: 1.25 Yd.

COM	GR1	GR2	GR3	GR4	GR5	GR6	GR7	GR8	GR9	GR10	LEA
\$1288	\$1378	\$1433	\$1491	\$1550	\$1612	\$1677	\$1744	\$1814	\$1886	\$1962	\$2318



3456 Carlo Twenty Swivel Base

COM Yardage - Total: 3.25 Yds. / Back & Arms: 2 Yds. / Seat: 1.25 Yd.

COM	GR1	GR2	GR3	GR4	GR5	GR6	GR7	GR8	GR9	GR10	LEA
\$1238	\$1325	\$1378	\$1433	\$1490	\$1550	\$1612	\$1676	\$1743	\$1813	\$1885	\$2228



3458 Carlo Twenty Arm Chair Swivel Base

COM Yardage - Total: 3.25 Yds. / Back & Arms: 2 Yds. / Seat: 1.25 Yd.

COM	GR1	GR2	GR3	GR4	GR5	GR6	GR7	GR8	GR9	GR10	LEA
\$1298	\$1389	\$1444	\$1502	\$1562	\$1625	\$1690	\$1757	\$1828	\$1901	\$1977	\$2336

TABLET SHAPES

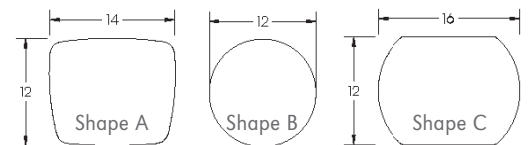
Choose from 3 Tablet Shapes::

Tablets for all modular series are available in 3 shapes, choose from the three shapes shown and specify; A, B or C and left or right (outside tablet) when ordering. Example: TAB-(A) Left - this would be a fixed swivel shape A tablet on the left side (when seated).

Optional Solid Surface available.

Note:

- Tablet orders of 5 or less - choice of 3 standard laminate colors: Wilsonart Black 1595-60, Formica Brite White 459-58 and Nevamar Silver Alu Metalx MXT003..
- Tablet orders of 6 or more - any choice standard laminate colors.



OPTIONS

Add upcharge to list price and code to model number

FR	CA133 Fire Retardant per yard	\$90/yd.
MB	Moisture Barrier - per seat	\$125
2FO	Two fabric option	\$98
GC	Black Glides for Carlo 5-Star Base	\$28

TABF(-)	Fixed Tablet (specify A, B or C, left or right arm)	\$495
SST	Solid Surface Tablet - add to tablet option	\$125
LAM5	Non-standard laminate (5 tablets or less)	\$250 ea. tablet

CAYMAN CAFE TABLE

The Cayman Table Series feature a brushed stainless steel X-base which complements our Island Chair Collection.



36" DIA CAFE TABLE



24" DIA CAFE TABLE

ORDERING INFORMATION

- | | |
|-------------------------------|--|
| 1) Series Name | 6) Edge Table Style Code and Color |
| 2) Model Number | 7) Wood Species |
| 3) Size | 8) Wood Stain Color |
| 4) Quantity | 9) Optional Items |
| 5) Laminate Selection and No. | 10) Solid Surface Available. Please Call |

CAYMAN/ISLAND TABLE BASE SPECIFICATIONS

Café

Table Height Standard is 29" to 30" (cafe) or 42" (bar height) but may vary depending on table top specified.

Occasional Table

Table Height Table height is 17" and 22"

Column

- 2.5" dia. tubing - 20" and 24" inch bases
- 3" dia. tubing - 28" and 32" inch bases
- Steel tubing welded to top plate

Base Brushed Stainless Steel – 20", 24", 28" and 32" X-base spreads.

Glides Adjustable glides

Metal Type Stainless Steel

Assembly Top plate is welded to the vertical column and the vertical column is bolted to the Finish Brushed Stainless Steel 4-Star Base.

Plate 10" x 10" square • 12" X 12" square
14" X 14" square

TABLE TOP SPECIFICATIONS

Table Tops

Table top core is CARB Phase I & Phase II Compliant. Laminate, wood veneer and phenolic backing are glued with water based adhesives.

FINISHES

Laminate/Veneer Selections

ERG offers over 1000 standard laminate choices from Nevamar, Wilsonart, Formica and Pionite. Wood veneer is available in transparent stain colors - custom stain matching available.

Edge Selections:

ERG offers a wide variety of table top edge materials including PVC, wood, aluminum and resin/urethane.

Special Edge Note: When ganging or butting tables together, ERG recommends using 3MM flat edge or flat wood edge. Square tables using PVC T-edge will have a 2" radius on all corners.

OPTIONS

- CODE: SB - Stretcher bar for tables under 72"
- CODE: SF - Powder Coat Color Finish (per base)
- CODE: FLIP-X - Flip Top per X-base
- CODE: STH - Special Table Height (any table height other than 29" or bar height)
- CODE: ULW - Ultra Lightweight Top
- CODE: RAD - Radius Corners for 3MM Edge



GLIDE DETAIL



CAYMAN 36" ROUND CAFE TABLE



CAYMAN 36" SQUARE CAFE TABLE

MODEL / DESCRIPTION / LIST PRICING

CAYMAN/ISLAND CAFE TABLES (29" height)

LAMINATE TOP

VENEER TOP

Model Number	Table Top Size	Base Spread	Shpg. Wght.	GRP 1	GRP 2	GRP 3	GRP 4	GRP 5	GRP 6	GRP 7	GRP 8	GRP 9	
	CAY24D	24" dia.	20"- X	32 lbs.	\$605	\$615	\$683	\$740	\$856	\$952	\$1068	\$1365	\$1641
	CAY30D	30" dia.	24"- X	43 lbs.	\$645	\$657	\$747	\$823	\$977	\$1103	\$1256	\$1493	\$1735
	CAY36D	36" dia.	28"- X	53 lbs.	\$716	\$732	\$840	\$932	\$1117	\$1273	\$1456	\$1680	\$1919
	CAY42D	42" dia.	32"- X	81 lbs.	\$827	\$848	\$988	\$1110	\$1349	\$1551	\$1792	\$1977	\$2206
	CAY24S	24" x 24"	20"- X	40 lbs.	\$603	\$612	\$683	\$742	\$863	\$962	\$1083	\$1366	\$1633
	CAY2430S	24" x 30"	24"- X	49 lbs.	\$613	\$626	\$708	\$777	\$918	\$1034	\$1174	\$1414	\$1655
	CAY30S	30" x 30"	28"- X	54 lbs.	\$635	\$649	\$737	\$814	\$966	\$1094	\$1247	\$1475	\$1708
	CAY36S	36" x 36"	32"- X	67 lbs.	\$727	\$741	\$853	\$948	\$1139	\$1298	\$1489	\$1705	\$1944

CAYMAN/ISLAND BAR HEIGHT TABLES (42" height)

LAMINATE TOP

VENEER TOP

Model Number	Table Top Size	Base Spread	Shpg. Wght.	GRP 1	GRP 2	GRP 3	GRP 4	GRP 5	GRP 6	GRP 7	GRP 8	GRP 9	
	CAYH24D	24" dia.	20"- X	40 lbs.	\$825	\$836	\$903	\$960	\$1075	\$1173	\$1287	\$1805	\$2258
	CAYH30D	30" dia.	24"- X	50 lbs.	\$888	\$901	\$989	\$1066	\$1219	\$1346	\$1499	\$1980	\$2414
	CAYH36D	36" dia.	32"- X	63 lbs.	\$937	\$952	\$1061	\$1153	\$1338	\$1492	\$1677	\$2121	\$2537

OPTIONS

Add upcharge to list price and code to model number

SB	Stretcher Bar for tables under 72"	\$80
STH	Special Table Height (other than 29" or 42")	\$150
FLIP-X	Flip-Top per X-base (up to 42" top maximum)	\$125

ULW	Ultra-lightweight table top	\$190
SF	Powder Coat finish - in standard colors	\$60 per base
RAD	Radius Corners for 3MM Edge	\$200 per table

CAYMAN OCCASIONAL TABLE

The Cayman Occasional Table feature a brushed stainless steel X-base which complements our Island Chair Collection.



SQUARE END TABLE



4" CORNER RADIUS



OVAL END TABLE

ORDERING INFORMATION

- | | |
|-------------------------------|--|
| 1) Series Name | 6) Edge Table Style Code and Color |
| 2) Model Number | 7) Wood Species |
| 3) Size | 8) Wood Stain Color |
| 4) Quantity | 9) Optional Items |
| 5) Laminate Selection and No. | 10) Solid Surface Available. Please Call |

CAYMAN/ISLAND TABLE BASE SPECIFICATIONS

Café

Table Height Standard is 29" to 30" (cafe) or 42" (bar height) but may vary depending on table top specified.

Occasional Table

Table Height Table height is 17" and 22"

Column

- 2.5" dia. tubing - 20" and 24" inch bases
- 3" dia. tubing - 28" and 32" inch bases
- Steel tubing welded to top plate

Base Brushed Stainless Steel - 20", 24" and 30" X-base spreads.

Glides Adjustable glides

Metal Type Stainless Steel

Assembly Top plate is welded to the vertical column and the vertical column is bolted to the Finish Brushed Stainless Steel 4-Star Base.

TABLE TOP SPECIFICATIONS

Table Tops

Table top core is CARB Phase I & Phase II Compliant. Laminate, wood veneer and phenolic backing are glued with water based adhesives.

FINISHES

Laminate/Veneer Selections

ERG offers over 1000 standard laminate choices from Nevamar, Wilsonart, Formica and Pionite. Wood veneer is available in transparent stain colors - custom stain matching available.

Edge Selections:

ERG offers a wide variety of table top edge materials including PVC, wood, aluminum, resin and laminate.

Special Edge Note: When ganging or butting tables together, ERG recommends using 3mm flat edge or flat wood edge. Square tables using PVC T-edge will have a 2" radius on all corners.

OPTIONS

- CODE: SF - Powder Coat finish in choice of standard powder coat colors.



GLIDE DETAIL



30" ROUND END TABLE



OVAL END TABLE

Features: Fixed Base

MODEL / DESCRIPTION / LIST PRICING

CAYMAN/ISLAND OCCASIONAL TABLES

	Model Number	Model Description	Table Top Size	Table Height	Table Shape	Shpg. Weight	LAMINATE TOP EDGE 2B OR 3A	VENEER TOP EDGE 8G	SOLID SURFACE TOP
	CAYO20D	Occasional	20" dia.	17"	round	35 lbs.	\$780	\$811	CALL
	CAYO24D	Occasional	24" dia.	17"	round	40 lbs.	\$803	\$836	CALL
	CAYO30D	Occasional	30" dia.	17"	round	45 lbs.	\$827	\$860	CALL
	CAYO36D	Occasional	36" dia.	17"	round	50 lbs.	\$860	\$894	CALL
	CAYO20DT	Occasional	20" dia.	22"	round	35 lbs.	\$798	\$827	CALL
	CAYO24DT	Occasional	24" dia.	22"	round	40 lbs.	\$822	\$855	CALL
	CAYO30DT	Occasional	30" dia.	22"	round	45 lbs.	\$847	\$880	CALL
	CAYO36DT	Occasional	36" dia.	22"	round	50 lbs.	\$881	\$909	CALL
	CAYO2030	Occasional	20" x 30"	17"	oval	45 lbs.	\$832	\$865	CALL
	CAYO2036	Occasional	20" x 36"	17"	oval	50 lbs.	\$884	\$919	CALL
	CAYO2030T	Occasional	20" x 30"	22"	oval	47 lbs.	\$851	\$884	CALL
	CAYO2036T	Occasional	20" x 36"	22"	oval	52 lbs.	\$912	\$949	CALL

Features: Brushed Stainless Steel Base and Column

OPTIONS

Add upcharge to list price and code to model number

SF	Powder Coat Color (per base)	\$60
----	------------------------------	------



28" SQUARE END TABLE



4" RADIUS CORNER
END TABLE

MODEL / DESCRIPTION / LIST PRICING

CAYMAN/ISLAND OCCASIONAL TABLES



Model Number	Model Description	Table Top Size	Table Height	Table Shape	Shpg. Weight	LAMINATE TOP EDGE 2B OR 3A	VENEER TOP EDGE 8G	SOLID SURFACE TOP
CAYO20S	Occasional	20" x 20"	17"	square	45 lbs.	\$780	\$811	CALL
CAYO24S	Occasional	24" x 24"	17"	square	50 lbs.	\$803	\$836	CALL
CAYO30S	Occasional	30" x 30"	17"	square	55 lbs.	\$827	\$860	CALL
CAYO20ST	Occasional	20" x 20"	22"	square	47 lbs.	\$798	\$827	CALL
CAYO24ST	Occasional	24" x 24"	22"	square	52 lbs.	\$822	\$855	CALL
CAYO30ST	Occasional	30" x 30"	22"	square	55 lbs.	\$847	\$880	CALL



Model Number	Model Description	Table Top Size	Table Height	Table Shape	Shpg. Weight	LAMINATE TOP EDGE 2B OR 3A	VENEER TOP EDGE 8G	SOLID SURFACE TOP
CAYO20R	Occasional	20" x 20"	17"	4" radius square	45 lbs.	\$827	\$859	CALL
CAYO24R	Occasional	24" x 24"	17"	4" radius square	50 lbs.	\$852	\$886	CALL
CAYO30R	Occasional	30" x 30"	17"	4" radius square	55 lbs.	\$877	\$911	CALL
CAYO20RT	Occasional	20" x 20"	22"	4" radius square	47 lbs.	\$837	\$869	CALL
CAYO24RT	Occasional	24" x 24"	22"	4" radius square	52 lbs.	\$863	\$896	CALL
CAYO30RT	Occasional	30" x 30"	22"	4" radius square	55 lbs.	\$888	\$923	CALL

Features: Brushed Stainless Steel Base and Column

OPTIONS

Add upcharge to list price and code to model number

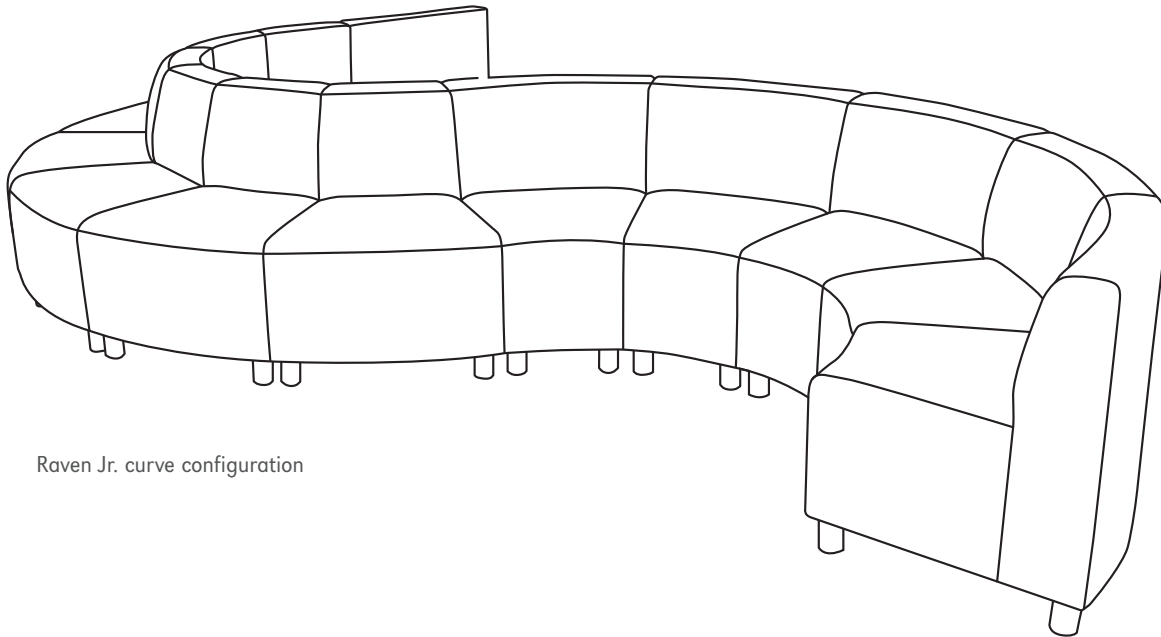
SF	Powder Coat Color (per base)	\$60
----	------------------------------	------

Let ERG International help you in the decision making!

We gladly provide children's furniture for:

- Community Rooms
- Study Centers
- Kindergarten Rooms
- Cafeteria Seating
- Play Areas
- Medical Facilities
- Day Care Facilities
- Emergency Rooms
- Elementary Schools
- Library

Benton Jr. 2
Muffet Ottoman 4
Post Jr. 6
Raven Jr. 8



Raven Jr. curve configuration

BENTON JR CHAIR

ERG's Children's furniture series includes Benton Junior, a one piece wood shell chair, available in many colorful wood stain colors or LPS (laminated).



BENTON JUNIOR CHAIRS

ORDERING INFORMATION**To Order Please Specify:**

- | | |
|-----------------|---|
| 1) Series Name | 4) Wood Stain Finish Color |
| 2) Model Number | 5) Frame Color |
| 3) Quantity | 6) LPS (Laminated Plywood Seating) |

BENTON JR. GENERAL SPECIFICATIONS**Shell**

Benton Jr. chairs have a single piece contoured wood shell made of 1/2" thick, multiply Beech wood veneer. Backs are standard with hand grip design. Shells are available in all standard wood stain colors. For LPS, please call customer service for a quotation.

Frame

Benton Jr. chair frames are made of 5/8" diameter, 14 gauge steel tubing with hand brazed welds.

Glides

All frames come with factory installed self leveling steel glides.

Stacking

Benton Jr. chair design stacks 4 to 6 high on the floor.

COLORS / FINISHES**Wood Stain Finish Colors:**

Transparent wood stain choices.

Frame Finish Colors:

- Standard powder coat colors.

OPTIONS

- **CODE: LPS** - Laminated Plywood Seating (please call for quote - minimum 24)

**HIGH PRESSURE
LAMINATES
LPS**
available on Benton

DIMENSIONS	Benton Junior Wood Chair
Seat Width:	12.5"
Seat Depth:	15.5"
Seat Height:	13.5"
Back Height:	24"
Overall Width:	14"
Overall Depth:	15"
Qty./Wt. per carton:	3 ea./22 lbs.



BENTON JUNIOR WOOD CHAIR WITH LPS

**POLISHED CHROME FRAME
NOT AVAILABLE**

MODEL / DESCRIPTION / LIST PRICING



1351 Benton Junior - Children's Wood Chair

Beech wood shell

\$507



BENTON JUNIOR WOOD CHAIR AND POST JR.
TABLE

OPTIONS

Add upcharge to list price and code to model number

LPS	Laminate Plywood Seating - Minimum 24	Call for Quote
-----	---------------------------------------	----------------

MUFFET OTTOMAN

The Muffet can be used as a bench, an ottoman, or a table. It is ideal for children's areas and seating.



MUFFETS WITH TWO FABRIC OPTION

ORDERING INFORMATION

- To Order Please specify:**
- 1) Series Name
 - 2) Model Number
 - 3) Quantity
 - 4) Fabric Grade and Number
 - 5) Laminate Choice (Optional Plinth)
 - 6) Optional Items/Finishes

PUFFET GENERAL SPECIFICATIONS

Frame Construction

Frame assembly is constructed of multi-ply hardwood, with tongue and groove construction. All foam is fully bonded to frame. Seat cushions are 5" graded high resiliency (H.R.) block foam, covered entirely with special bonded polyester fiber to protect final upholstery. No sag-springs are installed in along with interlocking helicoil springs to prevent sagging and provide additional seat support.

Upholstery

Seat and back are covered in choice of fabric, vinyl, crypton, leather or COM. (For matching patterned fabric allow 15% more yardage.) ERG uses only water based glues and adhesives in our upholstery process.

Optional Laminate Plinth Base

Replaces upholstery bottom with laminate instead of fabric. ERG offers over 1000 standard laminate choices from Nevamar, Wilsonart, Formica and Pionite.

OPTIONS

- CODE: FR - CA133 Fire Retardant.
- CODE: MB - Moisture Barrier.
- CODE: PB - Laminate Plinth Base.
- CODE: SBH - Special Height.
- CODE: 2FO - Two Fabric Option.
- CODE: 3FO - Three Fabric Option.

DIMENSIONS	24" Muffet
Overall Depth:	24"
Overall Width:	24"
Overall Height:	15"
Qty./Wt.:	1 ea./36 lbs.



MUFFET

MODEL / DESCRIPTION / LIST PRICING

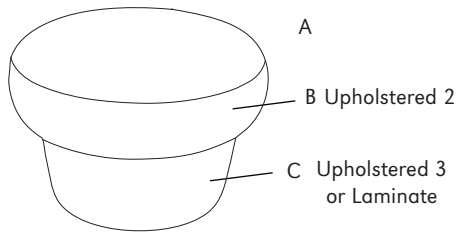


1353 Muffet Full Round Ottoman 24" Dia.

COM Yardage: Total: 3.5 Yds. / Top: 2.0 Yds. / Base: 1.5 Yds.

COM	GR1	GR2	GR3	GR4	GR5	GR6	GR7	GR8	GR9	GR10	LEA
\$991	\$1060	\$1102	\$1146	\$1193	\$1240	\$1290	\$1341	\$1395	\$1450	\$1509	\$1783

Due to fabric design options it is necessary to include with your order a **sketch/layout** to specify which fabric is to be used on each area of the Muffet/Puffet. Use the callouts shown to define fabric areas in your sketch.



Laminate Plinth Base at additional cost

* For plinth please specify laminate choice

OPTIONS

Add upcharge to list price and code to model number

FR	CA133 Fire Retardant per yard	\$90/yd.	2FO	Two Fabric Option	\$98
MB	Moisture Barrier - per ottoman	\$125	3FO	Three Fabric Option	\$148
PB	Laminate Plinth Base	\$280	SBH	Special Height	\$295



SQUARE POST JR.



ROUND POST JR.

ORDERING INFORMATION

- | | |
|-------------------------------|------------------------------|
| 1) Series Name | 7) Edge Style Code and Color |
| 2) Model Number | 8) Optional Items |
| 3) Size | |
| 4) Quantity | |
| 5) Powder Coat Paint Color | |
| 6) Laminate Selection and No. | |

POST JR. wSPECIFICATIONS

Post Table Base

- Table Height** Junior table height is 20" depending on table top specified.
- Legs** The Post leg is made with 2", 14 gauge round steel tubing.
- Plate** 2" x 4" stamped metal plate.
- Glides** Factory installed vinyl glides are standard.
- Assembly** Post base is a completely welded one piece base, no tie-rod assembly. The top plate is welded to the vertical column. Base mounts to tabletop with 1/4-20 x 1" machine screws into metal inserts in top; **NO WOOD SCREWS ARE USED.**

Table Tops

Table top core is CARB Compliant 1.25" particle board. Laminate and phenolic backing are glued with water based adhesives.

FINISHES

Leg Finish Colors:

Standard powder coat paint colors.

Laminate/Veneer Selections


ERG offers over 1000 standard laminate choices from Nevamar, Wilsonart, Formica and Pionite. Wood veneer is available in transparent stain colors - custom stain matching available.

Edge Selection

ERG offers a wide variety of table top edge materials including PVC, wood, aluminum, resin and laminate. Refer to "Table Edges and Profiles" at beginning of "Tables" section.

OPTIONS

- CODE: CAS - Mobile Casters.
- CODE: GD - Ganging.
- CODE: STH - Special Table Height, for any table height other than 20".
- TABLE ACCESSORIES - Modesty Panels, Bridges, Grommets, Wire Management, Power & Communication Options, Table Dollies - see "Accessories" section in price list



Leg detail

Casters detail

MODEL / DESCRIPTION / LIST PRICING



1357 Post Jr. Table 30" Sq. Top, Height 20" - Laminate Top

EDGE GRP1	EDGE GRP2	EDGE GRP3	EDGE GRP4	EDGE GRP5	EDGE GRP6	EDGE GRP7
\$620	\$633	\$727	\$806	\$965	\$1097	\$1256



1358 Post Jr. Table 30" Round Top, Height 20" - Laminate Top

EDGE GRP1	EDGE GRP2	EDGE GRP3	EDGE GRP4	EDGE GRP5	EDGE GRP6	EDGE GRP7
\$596	\$619	\$664	\$704	\$772	\$863	\$999



BENTON JUNIOR WOOD CHAIR AND POST JR. TABLE

OPTIONS

Add upcharge to list price and code to model number

CAS	Mobile Casters, per table	\$98
GD	Ganging, per table	\$95

STH	Special Table Height, other than 20"	\$200
-----	--------------------------------------	-------

RAVEN JUNIOR COLLECTION

The Raven Junior Lounge Series offers great creativity and flexibility in children's seating. Designed for children's areas and any public spaces that require durable seating.



60° CURVE UNIT



RAVEN JUNIOR



RAVEN JUNIOR
CURVE LOUNGE

ORDERING INFORMATION

- | | |
|----------------------------|-------------------------------|
| 1) Series Name | 5) Powder Coat Color for legs |
| 2) Model Number | 6) Optional Items |
| 3) Quantity | |
| 4) Fabric Grade and Number | |

RAVEN MODULAR LOUNGE SPECIFICATIONS

Frame

Frame assembly is constructed of multi-ply hardwood, with tongue and groove construction. Seat foam is bonded to all sides of hardwood frame. Seat cushions are 4" graded, high resiliency (H.R.) block foam with seat back 3" H.R. foam, covered entirely with special bonded polyester fiber to protect final upholstery. No sag-springs are installed in seat & back along with interlocking helicoil springs to prevent sagging and provide additional lower back and seat support.

Upholstery

Raven Junior is fully upholstered in your choice of fabric, vinyl, crypton, leather or Customers Own Material. ERG uses only water based glues and adhesives in all our upholstery process.

Legs

Round tubular steel legs are available in standard powder coat colors. Optional polished chrome and wood legs are also available.

COLORS / FINISHES

Legs

Standard powder coat colors or optional polished chrome available. Wood legs are finished in your choice of standard wood stain colors.

OPTIONS

- CODE: FR - CA133 Fire Retardant.
- CODE: MB - Moisture Barrier (Up To 60" Overall Width).
- CODE: WOD - Wood Legs.
- CODE: PC - Polished Chrome Legs.
- CODE: PB - Laminate Plinth Base.
- CODE: CAS - Casters set of 4.
- CODE: 2FO - Two Fabric Option.
- CODE: GD - Ganging Brackets (Necessary when ganging two or more modules together).

DIMENSIONS	Single Unit	Two Seat Unit	Two Seat Backless Unit	Ottoman
Seat Depth:	17.5"	17.5"	24"	24"
Seat Height:	16"	16"	16"	16"
Overall Depth:	24"	24"	24"	24"
Overall Width:	18"	42"	42"	24"
Overall Height:	27.5"	27.5"	16"	16"
Qty./Wt.:	1 ea./35 lbs.	1 ea./60 lbs.	1 ea./55 lbs.	1 ea./40 lbs.



SINGLE UNIT

MODEL / DESCRIPTION / LIST PRICING



8400 Single Unit (4 Legs)

COM Yardage: Total: 2.75 Yds. / Back: 1.5 Yds. / Seat: 1.25 Yds.

COM	GR1	GR2	GR3	GR4	GR5	GR6	GR7	GR8	GR9	GR10	LEA
\$894	\$957	\$995	\$1035	\$1076	\$1120	\$1165	\$1211	\$1259	\$1310	\$1362	\$1610



8402 Two Seat Unit (4 Legs)

COM Yardage: Total: 4.5 Yds. / Back: 2.5 Yds. / Seat: 2 Yds.

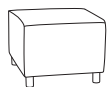
COM	GR1	GR2	GR3	GR4	GR5	GR6	GR7	GR8	GR9	GR10	LEA
\$1423	\$1522	\$1583	\$1647	\$1713	\$1781	\$1853	\$1927	\$2004	\$2084	\$2167	\$2562



8404 Two Seat Backless Unit (4 Legs)

COM Yardage: Total: 2.75 Yds. / Seat: 2.75 Yds.

COM	GR1	GR2	GR3	GR4	GR5	GR6	GR7	GR8	GR9	GR10	LEA
\$1138	\$1217	\$1267	\$1316	\$1369	\$1424	\$1482	\$1540	\$1602	\$1667	\$1732	\$2049



8406 Ottoman (4 Legs)

COM Yardage: Total: 1.75 Yds. / Seat: 1.75 Yds.

COM	GR1	GR2	GR3	GR4	GR5	GR6	GR7	GR8	GR9	GR10	LEA
\$726	\$777	\$808	\$840	\$873	\$908	\$946	\$982	\$1022	\$1063	\$1105	\$1306



RAVEN JUNIOR CONFIGURATION

OPTIONS

Add upcharge to list price and code to model number

FR	CA133 Fire Retardant per yard	\$90/yd.
MB	Moisture Barrier - up to 60" overall width	\$125
PC	Polished Chrome Legs set of 4	\$90
PB	Laminate Plinth Base - Corner Unit	\$225
PB	Laminate Plinth Base - Curve Unit	\$425

CAS3	3" Black Casters	\$25 ea.
2FO	Two Fabric Option	\$98
GD	Ganging Brackets	\$52
WOD	Solid Wood Legs	\$24 ea.

DIMENSIONS	30° curve unit (inside / outside)	60° curve unit (inside / outside)	Backless 30° unit	Backless 60° unit
Seat Depth:	17.5"	17.5"	24"	24"
Seat Height:	16"	16"	16"	16"
Overall Depth:	26"	28"	26"	28"
Overall Width:	24.5"	47"	34.5"	47"
Overall Height:	27.5"	27.5"	16"	16"
Qty./Wt.:	1 ea./62 lbs.	1 ea./110 lbs.	1 ea./35 lbs.	1 ea./55 lbs.



60° CURVE UNIT

MODEL / DESCRIPTION / LIST PRICING



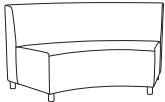
8408 30° inside curve unit (4 Legs) COM Yardage: Total: 3.25 Yds. / Back: 1.75 Yds. / Seat: 1.5 Yds.

COM	GR1	GR2	GR3	GR4	GR5	GR6	GR7	GR8	GR9	GR10	LEA
\$911	\$974	\$1014	\$1054	\$1096	\$1140	\$1186	\$1233	\$1282	\$1334	\$1386	\$1640



8410 30° outside curve unit (4 Legs) COM Yardage: Total: 3.25/ Yds. / Back: 1.75 Yds. / Seat: 1.5 Yds.

COM	GR1	GR2	GR3	GR4	GR5	GR6	GR7	GR8	GR9	GR10	LEA
\$911	\$974	\$1014	\$1054	\$1096	\$1140	\$1186	\$1233	\$1282	\$1334	\$1386	\$1640



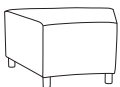
8412 60° inside curve unit (5 Legs) COM Yardage: Total: 4.25 Yds. / Back: 2.5 Yds. / Seat: 1.75 Yds.

COM	GR1	GR2	GR3	GR4	GR5	GR6	GR7	GR8	GR9	GR10	LEA
\$1536	\$1643	\$1709	\$1777	\$1848	\$1922	\$1999	\$2080	\$2162	\$2248	\$2339	\$2765



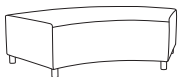
8414 60° outside curve unit (5 Legs) COM Yardage: Total: 4.5 Yds. / Back: 2.5 Yds. / Seat: 2 Yds.

COM	GR1	GR2	GR3	GR4	GR5	GR6	GR7	GR8	GR9	GR10	LEA
\$1536	\$1643	\$1709	\$1777	\$1848	\$1922	\$1999	\$2080	\$2162	\$2248	\$2339	\$2765



8416 Backless 30° unit (4 Legs) COM Yardage: Total: 3 Yds. / Seat: 3 Yds.

COM	GR1	GR2	GR3	GR4	GR5	GR6	GR7	GR8	GR9	GR10	LEA
\$821	\$879	\$914	\$950	\$989	\$1028	\$1068	\$1111	\$1156	\$1202	\$1250	\$1477



8418 Backless 60° unit (5 Legs) COM Yardage: Total: 4 Yds. / Seat: 4 Yds.

COM	GR1	GR2	GR3	GR4	GR5	GR6	GR7	GR8	GR9	GR10	LEA
\$1294	\$1384	\$1440	\$1497	\$1557	\$1619	\$1684	\$1751	\$1821	\$1894	\$1969	\$2329

OPTIONS

Add upcharge to list price and code to model number

FR	CA133 Fire Retardant per yard	\$90/yd.
MB	Moisture Barrier - up to 60" overall width	\$125
PC	Polished Chrome Legs set of 4	\$90
PB	Laminate Plinth Base - Corner Unit	\$225
PB	Laminate Plinth Base - Curve Unit	\$425

CAS3	3" Black Casters	\$25 ea.
2FO	Two Fabric Option	\$98
GD	Ganging Brackets	\$52
WOD	Solid Wood Legs	\$24 ea.

CODY OCCASIONAL TABLE

Cody Occasional Table built with your choice of laminate, wood veneer, stone, chroma or solid surface top on a welded 0.875" diameter steel tube frame.



ORDERING INFORMATION

- | | |
|-----------------|--------------------------------|
| 1) Series Name | 4) Frame Finish |
| 2) Model Number | 5) Laminate / Veneer Selection |
| 3) Quantity | 6) Optional Items |

CODY SPECIFICATIONS

Table

Table top is CARB Phase I & Phase II Compliant. Laminate, wood veneer and phenolic backing are glued with water based adhesives. Table Top is 0.75" thick.

Table Tops

ERG offers over 1000 standard laminate choices from Nevamar, Wilsonart, Formica and Pionite. Wood veneer in transparent stain colors and custom stain matching are also available. Solid Surface, 3Form Chroma and stone table tops will be quoted upon request.

Frame

The Cody features a welded 0.875" 14-gauge diameter steel tube frame. Frames are sandblasted prior to final powder coating in your choice of standard powder coat colors. Available in optional polished chrome.

Glides

Factory installed adjustable steel glides.



CODY RECTANGLE COFFEE TABLE



CODY ROUND COFFEE TABLE



CODY SQUARE END TABLE



CODY ROUND END TABLE

MODEL / DESCRIPTION / LIST PRICING


CODY OCCASIONAL TABLES

	Model Number	Model Description	Table Top Size	Table Height	Table Shape	Shipping Weight	LAMINATE TOP EDGE 2B OR 3A	VENEER TOP EDGE 8G
	COD102	Occasional	24" dia.	17"	round	40 lbs.	\$780	\$964
	COD104	Occasional	28" dia.	17"	round	50 lbs.	\$832	\$1016
	COD106	Occasional	24" dia.	22"	round	40 lbs.	\$799	\$1021
	COD108	Occasional	28" dia.	22"	round	45 lbs.	\$851	\$1077
	COD110	Occasional	20 x 20"	17"	square	45 lbs.	\$813	\$1092
	COD112	Occasional	24 x 24"	17"	square	60 lbs.	\$846	\$1125
	COD114	Occasional	28 x 28"	17"	square	60 lbs.	\$884	\$1068
	COD116	Occasional	20 x 20"	22"	square	80 lbs.	\$832	\$1111
	COD118	Occasional	24 x 24"	22"	square	90 lbs.	\$865	\$1143
	COD120	Occasional	28 x 28"	22"	square	90 lbs.	\$894	\$1077
	COD122	Occasional	36" dia.	17"	round	60 lbs.	\$903	\$1087
	COD124	Occasional	42" dia.	17"	round	60 lbs.	\$941	\$1125
	COD126	Occasional	36" dia.	22"	round	60 lbs.	\$931	\$1158
	COD128	Occasional	42" dia.	22"	round	60 lbs.	\$979	\$1205
	COD130	Occasional	48" x 24"	17"	rectangular	45 lbs.	\$1158	\$1436
	COD132	Occasional	60" x 24"	17"	rectangular	60 lbs.	\$1323	\$1602
	COD134	Occasional	48" x 24"	22"	rectangular	60 lbs.	\$1181	\$1366
	COD136	Occasional	60" x 24"	22"	rectangular	60 lbs.	\$1370	\$1650

POLISHED CHROME NOT AVAILABLE ON CODY TABLES

CONNOS CLUSTER SEATING

Connos features comfortable seating with a geometric layout. Each bench configuration can be extended at any time.



STAR CENTER CONFIGURATION

Configuration consists of 3 pieces:

Qty.	Description
2	- 7410 Star
1	- 7408 3 Seat Bench
2	- 7433 Flat Ganging

ORDERING INFORMATION

- | | |
|--------------------------|----------------------------------|
| 1) Series Name | 5) Optional Items |
| 2) Model Number | 6) Tufting |
| 3) Quantity | 7) Ganging |
| 4) Fabric Grade & Number | 8) Specify Laminate or Stain Top |

CONNOS SPECIFICATIONS

Upholstery

Seat is covered in choice of fabric, vinyl, crypton, leather or COM. ERG uses only water based glues and adhesives in our upholstery process.

Frame Construction

Frame made out of hardwood with flexible webbing installed on seat for added support and soft sit. Frame is machine screwed to wood frame for durability.

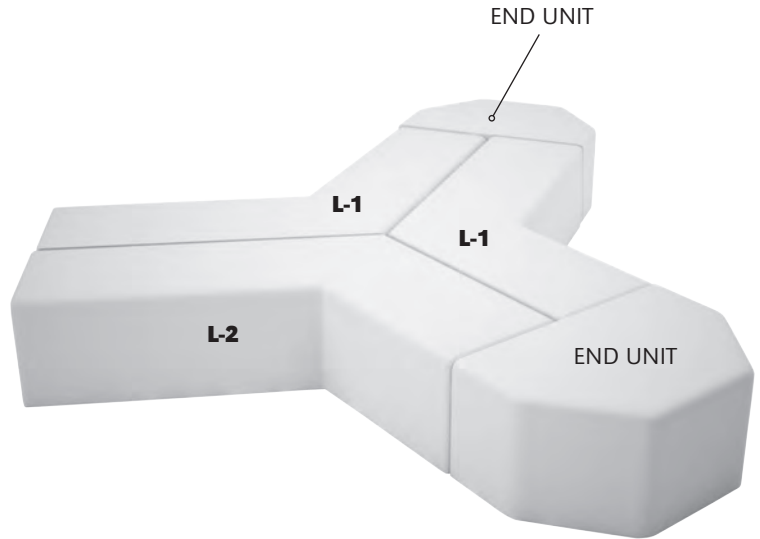
Power / Data

Units are available with cove or flush units offering power data and usb charging. Please consult with your network administrator and ERG Customer Service.

Factory installed power/data available, see accessories section for details and pricing

Glides

Each unit comes with 4 adjustable 1.75" polyvinyl glides.



STAR

Configuration consists of 3 pieces + end units:

Qty.	Description
2	- L-1 Angle Unit
1	- L-2 Angle Unit
2	- 7411 Upholstered End Unit
5	- 7433 Flat Ganging

TABLET SHAPES

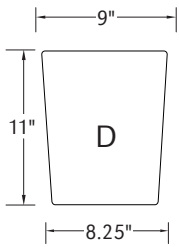
Choose from 2 Tablet Shapes:

Tablets for Connos modular series are available in 2 shapes shown and specify A or B and left or right (outside tablet) when ordering. Example: Model Number - (A) Left - this would be a fixed shape A tablet on the left side (when seated).

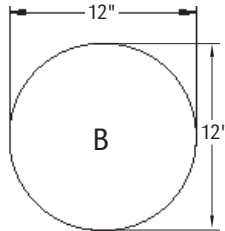
Solid Surface

Stock solid surface top is available in:
Wilsonart Solid Surface Coconut
Corian Bronzite.

Choice of Vertical or Diagonal fixed blade tablet arm.
Select Laminate or Solid Surface Tablet Top
2 tablet shape options available: Trapezoid and Round.
Tablet height is 27" from the floor.



TRAPEZOID



ROUND




Vertical Arm



Diagonal Arm

- Tablet orders of 5 or less - choice of 3 standard laminate colors: Wilsonart Black 1595-60, Formica Brite White 459-58 and Nevamar Silver Alu Metalx MXT003.
- Tablet orders of 6 or more - any choice standard laminate colors.
- Optional Solid Surface available. Optional Solid Surface available.
- Vertical blade tablet arm available only for this model.




Cove Power/Data/USB

Factory installed power/data available, see accessories section for details and pricing



1.75" Dia. Glide



3" Locking Casters



Decorative Ganging Bracket

NOTE: Decorative ganging devices used for straight configurations only



Flat Ganging Bracket

NOTE: Flat ganging devices used for curve and straight configurations

OPTIONS

- CODE: FR - CA133 Fire Retardant.
- CODE: MB-1 - Moisture Barrier Single Seat
- CODE: MB-2 - Moisture Barrier Two Seat
- CODE: MB-3 - Moisture Barrier Three Seat
- CODE: MB-4 - Moisture Barrier Four Seat
- CODE: TABF() - Fixed Laminate Tablet - outside or between two modular units (specify tablet shape D or B)
- CODE: SST - Solid Surface Top
- CODE: TF1 - Tufting - single seat

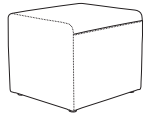
- CODE: TF2 - Tufting - two seat
- CODE: TF3 - Tufting - three seat
- CODE: TFE - Tufting - end unit
- CODE: TFL-1 - Tufting - L-1 Corner
- CODE: TFL-2 - Tufting - L-2 Corner
- CODE: LAM5 - Non-standard laminate for 5 or less tablets see options for upcharge

DIMENSIONS	Sq. Tabouret	Mobile Sq. Tabouret
Overall Width:	20"	20"
Overall Depth:	20"	20"
Seat Height:	18"	18"
# of Seats:	1	1
Qty./Wt. per carton:	1 ea./18 lbs.	1 ea./26 lbs.



SQUARE TABOURET

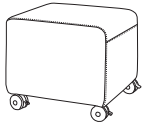
MODEL / DESCRIPTION / LIST PRICING



7400 Square Tabouret (no casters)

COM Yardage: 2.25 Yds. / Top: .75 Yd. / Base: 1.5 Yd.

COM	GR1	GR2	GR3	GR4	GR5	GR6	GR7	GR8	GR9	GR10	LEA
\$878	\$939	\$977	\$1016	\$1057	\$1100	\$1143	\$1189	\$1236	\$1286	\$1337	\$1581



7401 Mobile Square Tabouret (w/ casters)

COM Yardage: 2.25 Yds. / Top: .75 Yd. / Base: 1.5 Yd.

COM	GR1	GR2	GR3	GR4	GR5	GR6	GR7	GR8	GR9	GR10	LEA
\$977	\$1046	\$1087	\$1130	\$1176	\$1223	\$1272	\$1322	\$1375	\$1430	\$1487	\$1758



MOBILE SQUARE TABOURET

OPTIONS

Add upcharge to list price and code to model number

FR	CA133 Fire Retardant per yard	\$90/yd.
MB-1	Moisture Barrier single seat	\$90

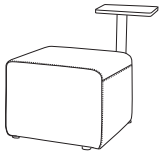
2FO	Two Fabric Option	\$98
TF1	Tufting - single seat	\$189

DIMENSIONS	Sq. Tabouret outside vert tablet arm	Mobile Sq. Tabouret outside vertical tablet arm
Overall Width:	21"	21"
Overall Depth:	25"	25"
Tablet Height:	-	27"
Seat Height:	18"	18"
# of Seats:	1	1
Qty./Wt. per carton:	1 ea./22 lbs.	1 ea./22 lbs.



MOBILE SQUARE TABOURET
W/ VERTICAL TABLET ARM

MODEL / DESCRIPTION / LIST PRICING



7402(B/D) Square Tabouret outside vertical tablet arm (no casters) COM Yardage: 2.25 Yds. / Top: .75 Yd. / Base: 1.5 Yd.

COM	GR1	GR2	GR3	GR4	GR5	GR6	GR7	GR8	GR9	GR10	LEA
\$1296	\$1386	\$1442	\$1499	\$1560	\$1622	\$1687	\$1754	\$1825	\$1897	\$1974	\$2333



7403(B/D) Mobile Square Tabouret outside vertical tablet arm (w/ casters) COM Yardage: 2.25 Yds. / Top: .75 Yd. / Base: 1.5 Yd.

COM	GR1	GR2	GR3	GR4	GR5	GR6	GR7	GR8	GR9	GR10	LEA
\$1391	\$1488	\$1548	\$1611	\$1675	\$1741	\$1812	\$1884	\$1959	\$2037	\$2119	\$2504

TABLET SHAPES

Choose from 2 Tablet Shapes::

Tablets for all modular series are available in 2 shapes, choose from the two shapes shown and specify; D or B and left or right (outside tablet) when ordering.

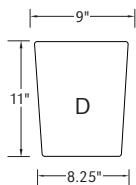
Optional Solid Surface available.

Note:

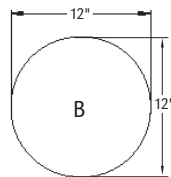
- Tablet orders of 5 or less - choice of 3 standard laminate colors: Wilsonart Black 1595-60, Formica Brite White 459-58 or Nevamar Silver Alu Metalx MXT003.
- Tablet orders of 6 or more - any choice standard laminate colors.

Select from Laminate or Solid Surface Tablet Top
2 tablet shape options available:
Trapezoid and Round.

Tablet height is 27" from the floor.



TRAPEZOID



ROUND



Vertical Arm



Diagonal Arm

OPTIONS

Add upcharge to list price and code to model number

FR	CA133 Fire Retardant per yard	\$90/yd.
MB-1	Moisture Barrier on single seat	\$90
SST	Solid Surface Tablet Arm - add to tablet option	\$175

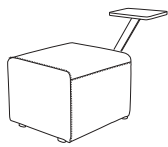
2FO	Two Fabric Option	\$98
TF1	Tufting - single seat	\$189
LAM5	Non-standard laminate (5 tablets or less)	\$250 ea. tablet

DIMENSIONS	Sq. Tabouret outside diagonal tablet arm	Mobile Sq. Tabouret outside diagonal tablet arm
Overall Width:	21"	21"
Overall Depth:	25"	25"
Tablet Height:	-	27"
Seat Height:	18"	18"
# of Seats:	1	1
Qty./Wt. per carton:	1 ea./18 lbs.	1 ea./22 lbs.



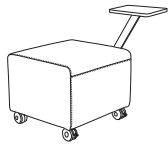
MOBILE SQUARE TABOURET
W/ DIAGONAL TABLET ARM

MODEL / DESCRIPTION / LIST PRICING



7404(B/D) Square Tabouret outside diagonal tablet arm (no casters) COM Yardage: 2.25 Yds. / Top: .75 Yd. / Base: 1.5 Yd.

COM	GR1	GR2	GR3	GR4	GR5	GR6	GR7	GR8	GR9	GR10	LEA
\$1382	\$1478	\$1537	\$1599	\$1663	\$1729	\$1798	\$1871	\$1945	\$2023	\$2104	\$2487



7405 (B/D) Mobile Square Tabouret outside diagonal tablet arm (w/ casters) COM Yardage: 2.25 Yds. / Top: .75 Yd. / Base: 1.5 Yd.

COM	GR1	GR2	GR3	GR4	GR5	GR6	GR7	GR8	GR9	GR10	LEA
\$1489	\$1593	\$1656	\$1723	\$1792	\$1864	\$1938	\$2016	\$2096	\$2180	\$2267	\$2680

TABLET SHAPES

Choose from 2 Tablet Shapes::

Tablets for all modular series are available in 2 shapes, choose from the two shapes shown and specify; D or B and left or right (outside tablet) when ordering.

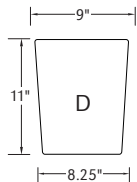
Optional Solid Surface available.

Note:

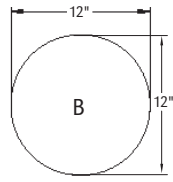
- Tablet orders of 5 or less - choice of 3 standard laminate colors: Wilsonart Black 1595-60, Formica Brite White 459-58 or Nevamar Silver Alu Metalx MXT003.
- Tablet orders of 6 or more - any choice standard laminate colors.

Select from Laminate or Solid Surface Tablet Top
2 tablet shape options available:
Trapezoid and Round.

Tablet height is 27" from the floor.



TRAPEZOID



ROUND



Vertical Arm



Diagonal Arm

OPTIONS

Add upcharge to list price and code to model number

FR	CA133 Fire Retardant per yard	\$90/yd.
MB-1	Moisture Barrier on single seat	\$90
SST	Solid Surface Tablet Arm - add to tablet option	\$175

2FO	Two Fabric Option	\$98
TF1	Tufting - single seat	\$189
LAM5	Non-standard laminate (5 tablets or less)	\$250 ea. tablet

DIMENSIONS	Two seat bench	Two seat bench outside vertical tablet arms
Overall Width:	42"	56"
Overall Depth:	20"	20"
Tablet Height:	-	27"
Seat Height:	18"	18"
Qty./Wt. per carton:	1 ea./42 lbs.	1 ea./45 lbs.

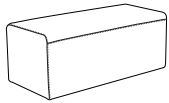


TWO SEAT BENCH



TWO SEAT BENCH / TWO OUTSIDE VERTICAL TABLET ARMS / TRAPEZOID SHAPE TABLETS

MODEL / DESCRIPTION / LIST PRICING

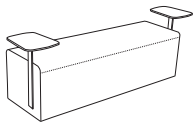


7406

Two seat bench

COM Yardage: 4.25 Yds. / Top: 1.75 Yds. / Base: 2.5 Yds.

COM	GR1	GR2	GR3	GR4	GR5	GR6	GR7	GR8	GR9	GR10	LEA
\$1321	\$1413	\$1470	\$1528	\$1589	\$1653	\$1719	\$1788	\$1859	\$1934	\$2011	\$2377



7407 (B/D)

Two seat bench w/ two outside vertical tablet

COM Yardage: 4.25 Yds. / Top: 1.75 Yds. / Base: 2.5 Yds..

COM	GR1	GR2	GR3	GR4	GR5	GR6	GR7	GR8	GR9	GR10	LEA
\$1952	\$2089	\$2173	\$2259	\$2350	\$2444	\$2542	\$2644	\$2749	\$2859	\$2973	\$3514

TABLET SHAPES

Choose from 2 Tablet Shapes:

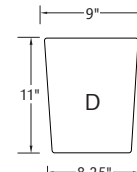
Tablets for Connos modular series are available in 2 shapes trapezoid or round. Specify D (trapezoid) or B (round)

- Tablet orders of 5 or less - choice of 3 standard laminate colors: Wilsonart Black 1595-60, Formica Brite White 459-58 or Nevamar Silver Alu Metalx MXT003.
- Tablet orders of 6 or more - any choice standard laminate colors.
- Optional Solid Surface available. Optional Solid Surface available.
- Vertical blade tablet arm available only for this model.

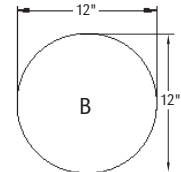
Tablet height is 27" from the floor.



Vertical Arm



TRAPEZOID



ROUND

OPTIONS

Add upcharge to list price and code to model number

FR	CA133 Fire Retardant per yard	\$90/yd.
MB-2	Moisture Barrier two seat	\$180
SST	Solid Surface Tablet Arm - add to tablet option	\$175

2FO	Two Fabric Option	\$98
TF2	Tufting - two seat	\$340
LAM5	Non-standard laminate (5 tablets or less)	\$250 ea. tablet

DIMENSIONS	Three seat bench	Three seat bench outside vertical tablet arms
Overall Width:	64"	78"
Overall Depth:	20"	20"
Tablet Height:	-	27"
Seat Height:	18"	18"
Qty./Wt. per carton:	1 ea./42 lbs.	1 ea./45 lbs.

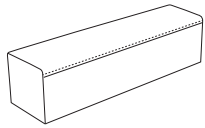


THREE SEAT BENCH



THREE SEAT BENCH / 2 OUTSIDE TABLET ARMS
/ ROUND TABLET TOPS

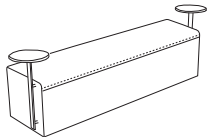
MODEL / DESCRIPTION / LIST PRICING



7408 Three Seat Bench

COM Yardage: 5.75 Yds. / Top: 2.5 Yds. / Base: 3.25 Yds..

COM	GR1	GR2	GR3	GR4	GR5	GR6	GR7	GR8	GR9	GR10	LEA
\$1569	\$1679	\$1746	\$1816	\$1888	\$1965	\$2043	\$2125	\$2209	\$2298	\$2390	\$2824



7409 (B/D) Three Seat Bench W/ 2 Outside Vertical Tablet Arms

COM Yardage : 5.75 Yds. / Top: 2.5 Yds. / Base: 3.25 Yds..

COM	GR1	GR2	GR3	GR4	GR5	GR6	GR7	GR8	GR9	GR10	LEA
\$2315	\$2478	\$2577	\$2680	\$2787	\$2899	\$3014	\$3134	\$3260	\$3390	\$3526	\$4168

ARM DETAIL

Arm Detail

Tablet Arms for Connos are available in diagonal and vertical. Tablet arms for the Connos series are spaced to accentuate the sleek thin blade arm.

- Tablet orders of 5 or less - choice of 3 standard laminate colors: Wilson Black, Formica Brite White 459-58 and Nevamar Silver Alu Metalx MXT003.
- Tablet orders of 6 or more - any choice standard laminate colors
- Optional Solid Surface available. Optional Solid Surface available.
- Vertical blade tablet arm available only for this model.

Tablet height is 27" from the floor.



OPTIONS

Add upcharge to list price and code to model number

FR	CA133 Fire Retardant per yard	\$90/yd.
MB-3	Moisture Barrier three seat	\$270
SST	Solid Surface Tablet Arm - add to tablet option	\$175

2FO	Two Fabric Option	\$98
TF3	Tufting - three seat	\$486
LAM5	Non-standard laminate (5 tablets or less)	\$250 ea. tablet

DIMENSIONS	Star	Upholstered End Unit
Overall Width:	48"	41"
Overall Depth:	55"	20"
Seat Height:	18"	18"
# of Seats:	3	2
Qty./Wt. per carton:	1 ea./40 lbs.	1 ea./40 lbs.

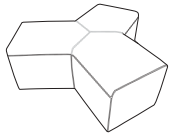


STAR



UPHOLSTERED END UNIT

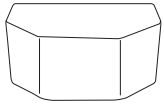
MODEL / DESCRIPTION / LIST PRICING



7410 Star (One piece construction)

COM Yardage: 4 Yds. / Top: 1.75 Yd. / Base: 2.25 Yds.

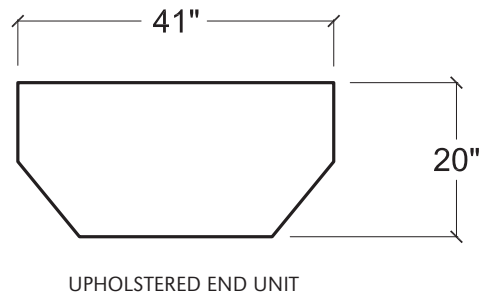
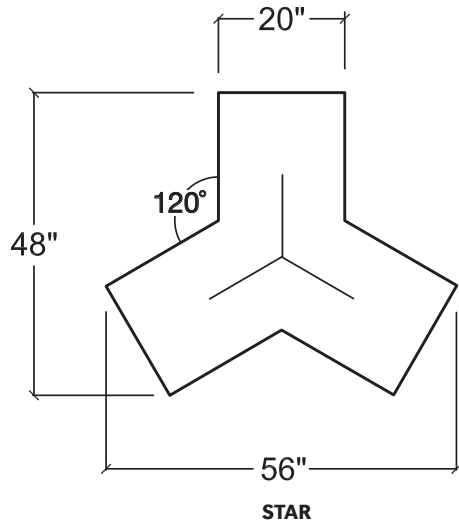
COM	GR1	GR2	GR3	GR4	GR5	GR6	GR7	GR8	GR9	GR10	LEA
\$3661	\$3917	\$4074	\$4236	\$4406	\$4582	\$4765	\$4956	\$5154	\$5360	\$5575	\$6589



7411 Upholstered End Unit

COM Yardage: 3.25 Yds. / Top: 1.25 Yd. / Base: 2 Yds.

COM	GR1	GR2	GR3	GR4	GR5	GR6	GR7	GR8	GR9	GR10	LEA
\$1604	\$1717	\$1785	\$1856	\$1931	\$2008	\$2089	\$2173	\$2259	\$2349	\$2443	\$2888



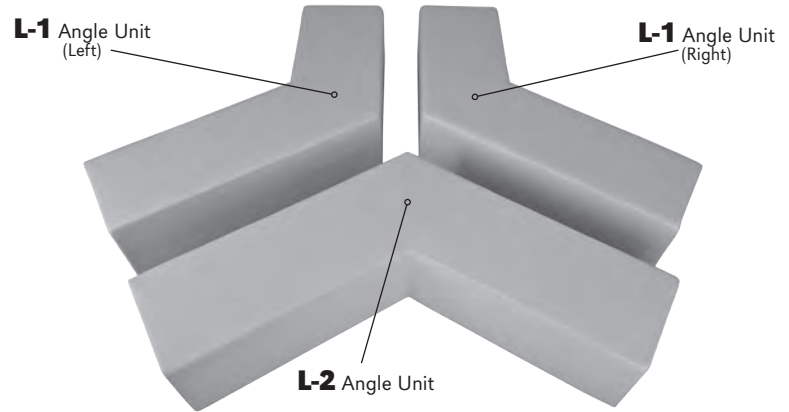
OPTIONS

Add upcharge to list price and code to model number

FR	CA133 Fire Retardant per yard	\$90/yd.
MB-2	Moisture Barrier two seat (End Unit)	\$180
MB-3	Moisture Barrier three seat (Star)	\$270

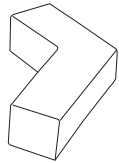
2FO	Two Fabric Option	\$98
TFE	Tufting - End Unit	\$340

DIMENSIONS	L-1 Angle Unit	L-2 Angle Unit
Overall Width:	70"	97"
Overall Depth:	20"	20"
Seat Height:	18"	18"
# of Seats:	4	4
Qty./Wt. per carton:	1 ea./50 lbs.	1 ea./55 lbs.



STAR GRANDE

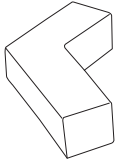
MODEL / DESCRIPTION / LIST PRICING



7412L L-1 Angle Unit (Left)

COM Yardage: 6.5 Yds. / Top: 2.5 Yds. / Base: 4 Yds.

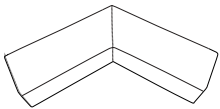
COM	GR1	GR2	GR3	GR4	GR5	GR6	GR7	GR8	GR9	GR10	LEA
\$2925	\$3129	\$3255	\$3385	\$3520	\$3661	\$3808	\$3960	\$4119	\$4283	\$4454	\$5265



7412R L-1 Angle Unit (Right)

COM Yardage: 6.5 Yds. / Top: 2.5 Yds. / Base: 4 Yds.


COM	GR1	GR2	GR3	GR4	GR5	GR6	GR7	GR8	GR9	GR10	LEA
\$2925	\$3129	\$3255	\$3385	\$3520	\$3661	\$3808	\$3960	\$4119	\$4283	\$4454	\$5265



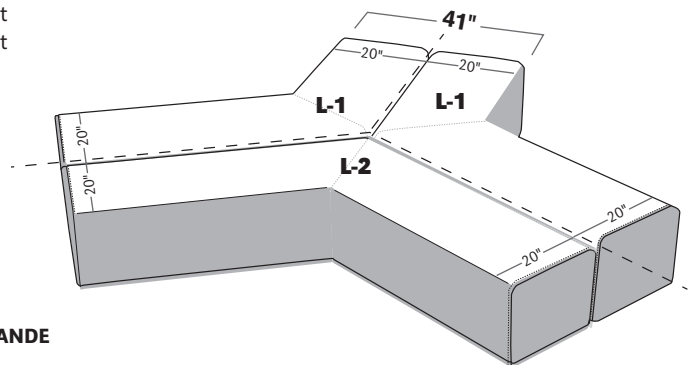
7413 L-2 Angle Unit

COM Yardage: 6.5 Yds. / Top: 2.5 Yds. / Base: 4 Yds.

COM	GR1	GR2	GR3	GR4	GR5	GR6	GR7	GR8	GR9	GR10	LEA
\$3490	\$3734	\$3884	\$4039	\$4201	\$4369	\$4544	\$4726	\$4914	\$5111	\$5315	\$6283



Star Grande consists of 3 pieces:
2 - L-1 Angle Unit
1 - L-2 Angle Unit



STAR GRANDE

NOTE: For overall angle unit dimensions please refer to page 11.

OPTIONS

Add upcharge to list price and code to model number

FR	CA133 Fire Retardant per yard	\$90/yd.
MB-4	Moisture Barrier four seat	\$360
2FO	Two Fabric Option	\$98

TFL-1	Tufting - L-1 Angle Unit	\$590
TFL-2	Tufting - L-2 Angle Unit	\$650

DIMENSIONS	30° Arc	45° Arc
Overall Width:	26.5"	33"
Overall Depth:	20"	20"
Seat Height:	18"	18"
# of Seats:	1	1
Qty./Wt. per carton:	1 ea./35 lbs.	1 ea./40 lbs.



30° ARC

MODEL / DESCRIPTION / LIST PRICING



7414 30° Arc

COM Yardage: 3 Yds. / Top: 1 Yd. / Base: 2 Yds.

COM	GR1	GR2	GR3	GR4	GR5	GR6	GR7	GR8	GR9	GR10	LEA
\$939	\$1005	\$1046	\$1087	\$1130	\$1176	\$1223	\$1272	\$1323	\$1375	\$1430	\$1691



7415 45° Arc

COM Yardage: 4.5 Yds. / Top: 2 Yds. / Base: 2.5 Yds.

COM	GR1	GR2	GR3	GR4	GR5	GR6	GR7	GR8	GR9	GR10	LEA
\$1272	\$1362	\$1416	\$1473	\$1531	\$1592	\$1656	\$1723	\$1791	\$1864	\$1938	\$2290



45° ARC

- NOTE:
- Tufting not available on curved and corner units.
 - Decorative ganging not applicable to curved units.

OPTIONS

Add upcharge to list price and code to model number

FR	CA133 Fire Retardant per yard	\$90/yd.
MB-1	Moisture Barrier single seat	\$90

2FO	Two Fabric Option	\$98
-----	-------------------	------

DIMENSIONS	60° Arc	90° Arc
Overall Width:	43"	64"
Overall Depth:	20"	20"
Seat Height:	18"	18"
# of Seats:	2	3
Qty./Wt. per carton:	1 ea./45 lbs.	1 ea./50 lbs.



60° ARC

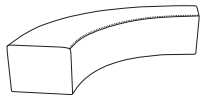
MODEL / DESCRIPTION / LIST PRICING



7416 60° Arc

COM Yardage: 4.5 Yds. / Top: 2 Yds. / Base: 2.5 Yds.

COM	GR1	GR2	GR3	GR4	GR5	GR6	GR7	GR8	GR9	GR10	LEA
\$1472	\$1575	\$1637	\$1703	\$1771	\$1842	\$1916	\$1992	\$2072	\$2155	\$2241	\$2649



7417 90° Arc

COM Yardage: 7 Yds. / Seat: 3.5 Yds. / Base: 3.5 Yds.

COM	GR1	GR2	GR3	GR4	GR5	GR6	GR7	GR8	GR9	GR10	LEA
\$1719	\$1839	\$1913	\$1989	\$2069	\$2152	\$2238	\$2328	\$2420	\$2517	\$2618	\$3094



90° ARC

- NOTE:
- Tufting not available on curved and corner units.
 - Decorative ganging not applicable to curved units.

OPTIONS

Add upcharge to list price and code to model number

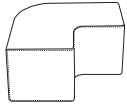
FR	CA133 Fire Retardant per yard	\$90/yd.	MB-3	Moisture Barrier three seat	\$270
MB-2	Moisture Barrier two seat	\$180	2FO	Two Fabric Option	\$98

DIMENSIONS	90° Round Corner	90° Square Corner
Overall Width:	42"	32"
Overall Depth:	42"	32"
Seat Height:	18"	18"
# of Seats:	1	1
Qty./Wt. per carton:	1 ea./47 lbs.	1 ea./47 lbs.



90° ROUND CORNER

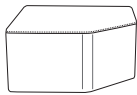
MODEL / DESCRIPTION / LIST PRICING



7418 90° Round Corner

COM Yardage: 4 Yds. / Seat: 1.5 Yds. / Base: 2.5 Yds.

COM	GR1	GR2	GR3	GR4	GR5	GR6	GR7	GR8	GR9	GR10	LEA
\$1628	\$1742	\$1812	\$1884	\$1959	\$2038	\$2120	\$2204	\$2292	\$2384	\$2480	\$2930



7419 90° Square Corner

COM Yardage: 3 Yds. / Seat: 1.25 Yd. / Base: 1.75 Yds.

COM	GR1	GR2	GR3	GR4	GR5	GR6	GR7	GR8	GR9	GR10	LEA
\$1564	\$1673	\$1740	\$1809	\$1882	\$1957	\$2036	\$2118	\$2202	\$2290	\$2382	\$2814



90° SQUARE CORNER

NOTE: Tufting not available on curved and corner units.

OPTIONS

Add upcharge to list price and code to model number

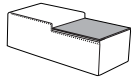
FR	CA133 Fire Retardant per yard	\$90/yd.	2FO	Two Fabric Option	\$98
MB-1	Moisture Barrier single seat	\$90	TFC	Tufting 90° Square Corner Piece	\$486

DIMENSIONS	1 seat bench w/ online end table (Laminate Top)
Overall Width:	42"
Overall Depth:	20"
Seat Height:	18"
Table Height:	16"
Qty./Wt. per carton:	1 ea./25 lbs.



1 SEAT BENCH W/ LAMINATE TOP ONLINE TABLE

MODEL / DESCRIPTION / LIST PRICING



7420-L 1 Seat Bench w/ Laminate Top Online Table

COM Yardage: 3.75 Yds. / Top: 1.5 Yds. / Base: 2.25 Yds.

COM	GR1	GR2	GR3	GR4	GR5	GR6	GR7	GR8	GR9	GR10	LEA
\$1630	\$1744	\$1814	\$1887	\$1961	\$2040	\$2122	\$2207	\$2295	\$2387	\$2483	\$2935

7420-W 1 Seat Bench w/ Wood Veneer Top Online Table

COM Yardage: 3.75 Yds. / Top: 1.5 Yds. / Base: 2.25 Yds.

COM	GR1	GR2	GR3	GR4	GR5	GR6	GR7	GR8	GR9	GR10	LEA
\$1711	\$1830	\$1903	\$1980	\$2058	\$2141	\$2227	\$2315	\$2408	\$2505	\$2605	\$3078

NOTE: Edge: GR 2B or 3A available only 3 mm PVC

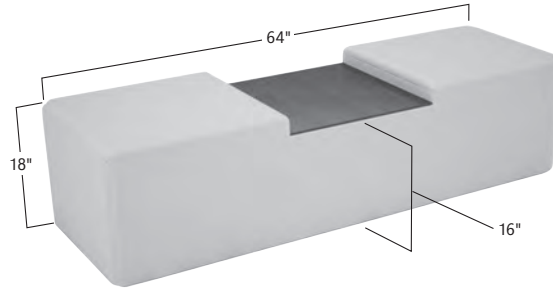
OPTIONS

Add upcharge to list price and code to model number

FR	CA133 Fire Retardant per yard	\$90/yd.
MB-1	Moisture Barrier single seat	\$90
TABF(-)	Fixed Tablet (specify blade or outside(L/R), shape D, B)	\$370

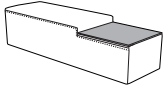
2FO	Two Fabric Option	\$98
TF1	Tufting - one seat	\$189
SST	Solid Surface	CALL
LAM5	Non-standard laminate (5 tablets or less)	\$250 ea. tablet

DIMENSIONS	2 seat bench w/ online end table (Laminate Top)	2 seat bench w/ online middle table (Laminate Top)
Overall Width:	64"	64"
Overall Depth:	20"	20"
Seat Height:	18"	18"
Table Height:	16"	16"
Qty./Wt. per carton:	1 ea./30 lbs.	1 ea./35 lbs.



2 SEAT BENCH W/ LAMINATED TOP ONLINE CENTER TABLE

MODEL / DESCRIPTION / LIST PRICING

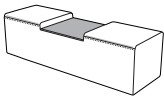


7421-L 2 Seat Bench w/ Laminate Top Online Table (Left or Right end) COM Yardage: 4.5 Yds. / Seat: 1.5 Yds. / Base: 3 Yds.

COM	GR1	GR2	GR3	GR4	GR5	GR6	GR7	GR8	GR9	GR10	LEA
\$1918	\$2051	\$2134	\$2219	\$2307	\$2400	\$2496	\$2596	\$2699	\$2807	\$2919	\$3451

7421-W 2 Seat Bench w/ Wood Veneer Top Online Table (Left or Right end) COM Yardage: 4.5 Yds. / Seat: 1.5 Yds. / Base: 3 Yds.

COM	GR1	GR2	GR3	GR4	GR5	GR6	GR7	GR8	GR9	GR10	LEA
\$2013	\$2154	\$2241	\$2331	\$2424	\$2520	\$2621	\$2726	\$2835	\$2949	\$3066	\$3624




7422-L 2 Seat Bench w/ Laminate Top Online Table COM Yardage: 4 Yds. / Seat: 1 Yds. / Base: 3 Yds.

COM	GR1	GR2	GR3	GR4	GR5	GR6	GR7	GR8	GR9	GR10	LEA
\$1918	\$2051	\$2134	\$2219	\$2307	\$2400	\$2496	\$2596	\$2699	\$2807	\$2919	\$3451

7422-W 2 Seat Bench w/ Wood Veneer Top Online Table COM Yardage: 4 Yds. / Seat: 1 Yds. / Base: 3 Yds.

COM	GR1	GR2	GR3	GR4	GR5	GR6	GR7	GR8	GR9	GR10	LEA
\$2013	\$2154	\$2241	\$2331	\$2424	\$2520	\$2621	\$2726	\$2835	\$2949	\$3066	\$3624



2 SEAT BENCH W/ LAMINATE
TOP ONLINE TABLE

NOTE: Edge: GR 2B or 3A available only 3 mm PVC


OPTIONS

Add upcharge to list price and code to model number


FR	CA133 Fire Retardant per yard	\$90/yd.
MB-2	Moisture Barrier two seat	\$180
TABF-(_)	Fixed Tablet (specify blade or outside(L/R), shape D, B)	\$370
2FO	Two Fabric Option	\$98

TF2	Tufting - two seat	\$340
SST	Solid Surface	CALL
LAM5	Non-standard laminate (5 tablets or less)	\$250 ea. tablet

DIMENSIONS	Online Solid Table	Upholstered Online Table w/ Laminate Top
Overall Width:	20"	20"
Overall Depth:	20"	20"
Overall Height:	16"	16"
Qty./Wt. per carton:	1 ea./35 lbs.	1 ea./40 lbs.

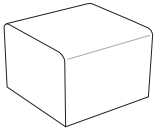


ONLINE SOLID TABLE
W/ 2 LAMINATE OPTION PROFILE



UPHOLSTERED ONLINE TABLE
W/ LAMINATE TOP

MODEL / DESCRIPTION / LIST PRICING

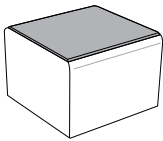


7423 Online Solid Laminated Table (Cube Type)

LAMINATE
\$1,205



ONLINE SOLID TABLE
W/ 2 LAMINATE OPTION



7424-L Upholstered Online Table w/ Laminate Top

COM Yardage: 1.5 Yds. / Base: 1.5 Yds.

COM	GR1	GR2	GR3	GR4	GR5	GR6	GR7	GR8	GR9	GR10	LEA
\$1334	\$1428	\$1485	\$1544	\$1607	\$1671	\$1737	\$1806	\$1879	\$1954	\$2032	\$2402

7424-W Upholstered Online Table w/ Wood Veneer Top

COM Yardage: 1.5 Yds. / Base: 1.5 Yds.

COM	GR1	GR2	GR3	GR4	GR5	GR6	GR7	GR8	GR9	GR10	LEA
\$1401	\$1500	\$1560	\$1623	\$1687	\$1754	\$1825	\$1898	\$1974	\$2053	\$2135	\$2523

NOTE: Edge: GR 2B or 3A available only 3 mm PVC


NOTE: Flat ganging brackets attaching units to tables may be used.

OPTIONS

Add upcharge to list price and code to model number

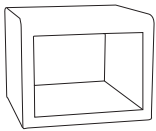
FR	CA133 Fire Retardant per yard	\$90/yd.	SST	Solid Surface	CALL
2LC	Two Laminate Option	\$125			

DIMENSIONS	Online Open End Table
Overall Width:	20"
Overall Depth:	20"
Overall Height:	16"
Qty./Wt. per carton:	1 ea./30 lbs.



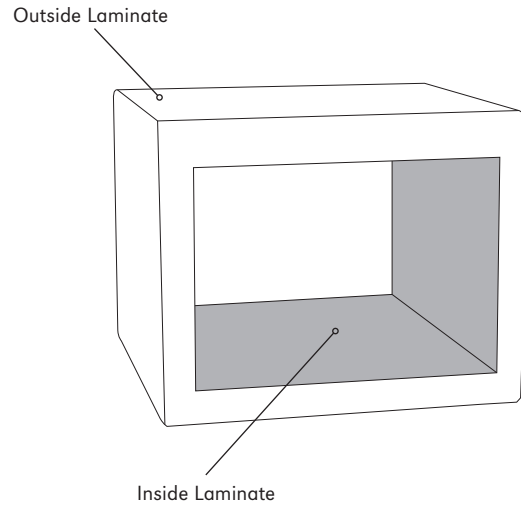

ONLINE OPEN END TABLE

MODEL / DESCRIPTION / LIST PRICING



7425 Online Open End Table

LAMINATE
\$1670



ONLINE OPEN END TABLE
W/ 2 LAMINATE PLACEMENT OPTION

NOTE: Flat ganging brackets may be used to attach units to tables.

OPTIONS

Add upcharge to list price and code to model number

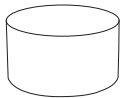
2LC	Two Laminate Option	\$125
-----	---------------------	-------

DIMENSIONS	24" dia. round table
Overall Width:	24"
Overall Depth:	24"
Overall Height:	16"
Qty./Wt. per carton:	1 ea./30 lbs.



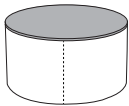
24" DIA ROUND TABLE

MODEL / DESCRIPTION / LIST PRICING



7426 24" Round Laminate Table

LAMINATE
\$1042



7427-L 24" Round Upholstered Table w/ Laminate Top

COM Yardage: 1.5 Yds. / Base: 1.5 Yds.

COM	GR1	GR2	GR3	GR4	GR5	GR6	GR7	GR8	GR9	GR10	LEA
\$1452	\$1553	\$1616	\$1681	\$1748	\$1818	\$1891	\$1967	\$2045	\$2127	\$2211	\$2614

7427-W 24" Round Upholstered Table w/ Wood Veneer Top

COM Yardage: 1.5 Yds. / Base: 1.5 Yds.

COM	GR1	GR2	GR3	GR4	GR5	GR6	GR7	GR8	GR9	GR10	LEA
\$1525	\$1632	\$1697	\$1765	\$1836	\$1909	\$1985	\$2064	\$2147	\$2234	\$2323	\$2745

NOTE: Edge: GR 2B or 3A available only 3 mm PVC

OPTIONS

Add upcharge to list price and code to model number

FR	CA133 Fire Retardant per yard	\$90/yd.
2LC	Two Laminate Option	\$125

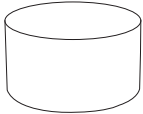
SST	Solid Surface	CALL
-----	---------------	------

DIMENSIONS	30" dia. round table
Overall Width:	30"
Overall Depth:	30"
Overall Height:	16"
Qty./Wt. per carton:	1 ea./35 lbs.




30" DIA ROUND
UPHOLSTERED TABLE
WITH LAMINATE TOP

MODEL / DESCRIPTION / LIST PRICING

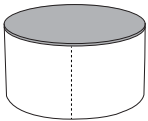


7428 30" Round Laminate Table

LAMINATE
\$1208



30" DIA ROUND TABLE



7429-L 30" Round Upholstered Table w/ Laminate Top

COM Yardage: 1.75 Yds. / Base: 1.75 Yds.

COM	GR1	GR2	GR3	GR4	GR5	GR6	GR7	GR8	GR9	GR10	LEA
\$1501	\$1607	\$1671	\$1738	\$1807	\$1880	\$1954	\$2033	\$2114	\$2199	\$2287	\$2703

7429-W 30" Round Upholstered Table w/ Wood Veneer Top

COM Yardage: 1.75 Yds. / Base: 1.75 Yds.

COM	GR1	GR2	GR3	GR4	GR5	GR6	GR7	GR8	GR9	GR10	LEA
\$1560	\$1669	\$1735	\$1804	\$1877	\$1952	\$2030	\$2111	\$2196	\$2284	\$2375	\$2807

NOTE: Edge: GR 2B or 3A available only 3 mm PVC

OPTIONS

Add upcharge to list price and code to model number

FR	CA133 Fire Retardant per yard	\$90/yd.
2LC	Two Laminate Option	\$125

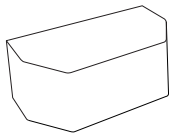
SST	Solid Surface	CALL
-----	---------------	------

DIMENSIONS	Laminate End Unit	Upholstered End Unit w/ Laminate Top
Overall Width:	41"	41"
Overall Depth:	20"	20"
Overall Height:	16"	16"
Qty./Wt. per carton:	1 ea./35 lbs.	1 ea./40 lbs.




UPHOLSTERED BOTTOM END UNIT
W/ LAMINATE TOP

MODEL / DESCRIPTION / LIST PRICING

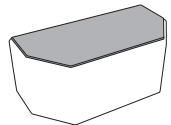


7430 Laminate End Unit

LAMINATE
\$1609



SOLID END UNIT



7431-L Upholstered End Unit w/ Laminate Top

COM Yardage: 2 Yds.

COM	GR1	GR2	GR3	GR4	GR5	GR6	GR7	GR8	GR9	GR10	LEA
\$1706	\$1826	\$1898	\$1975	\$2053	\$2136	\$2221	\$2310	\$2402	\$2498	\$2598	\$3071

7431-W Upholstered End Unit w/ Wood Veneer Top

COM Yardage: 2 Yds.

COM	GR1	GR2	GR3	GR4	GR5	GR6	GR7	GR8	GR9	GR10	LEA
\$1792	\$1918	\$1994	\$2074	\$2156	\$2243	\$2333	\$2426	\$2522	\$2623	\$2729	\$3225

NOTE: Edge: GR 2B or 3A available only 3 mm PVC

OPTIONS

Add upcharge to list price and code to model number



FR	CA133 Fire Retardant per yard	\$90/yd.
2LC	Two Laminate Option	\$125

SST	Solid Surface	CALL
-----	---------------	------

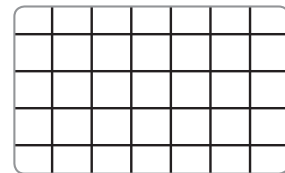
TUFTING

Choose from 2 Tufting Designs:

Tufting for all lounge, ottoman and bench series are available in 2 designs.
Please specify Square or Diamond tufting when ordering.



diamond



square

Tufting available only for the following models:

Tabourets: 7401, 7402, 7403, 7404, 7405

L-1 Corner 7412

Two Seat Benches: 7406, 7407


L-2 Corner 7413

Three Seat Benches: 7408, 7409



90° Square Corner 7419

End Unit 7411


Straight Unit w/ Online Tables: 7420, 7421, 7422



3 - CONNOS 2 SEAT BENCH W/ 2 SETS OF DECORATIVE GANGING BRACKETS



DECORATIVE GANGING
INSTALLED WITH 1.75" GLIDES



DECORATIVE GANGING DETAIL



1 Ganging Kit includes 2 brackets and 2 sets of screws
(to be installed in the field)

Decorative ganging brackets available only for the following models:

Two Seat Benches:
7406, 7407

Three Seat Benches:
7408, 7409

Star 7410

End Units:
7411, 7431

L-1 Corner 7412

L-2 Corner 7413

90° Round Corner 7418

90° Square Corner 7419

Benches w/ Online Tables:
7420, 7421, 7422

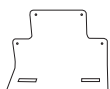
- NOTES:
- Decorative ganging or flat ganging brackets can be used for straight configurations.
 - Curved configurations use flat ganging brackets only.
 - One ganging bracket installed on each side of the unit.

Ganging Bracket Finishing

Add a little color accent to any Decorative Ganging Bracket with 4 standard powder coat finishes or Polished Chrome. Other colors available at extra cost.

- **Brushed Aluminum**
- **Black Gloss**
- **Oiled Bronze**
- **White**
- **Polished Chrome**

MODEL / DESCRIPTION / LIST PRICING




7432

90° Decorative Ganging Bracket
\$90/pair

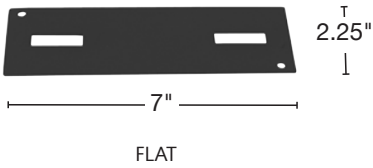


7432-P


90° Decorative Ganging Bracket - Polished Chrome
\$162/pair



2 - CONNOS 2 SEAT BENCH W/ 1 SET OF FLAT GANGING BRACKETS



FLAT GANGING WITH 1.75" GLIDES



1 Ganging Kit includes 2 flat brackets and 2 sets of screws
(to be installed in the field)



FLAT GANGING DETAIL WITH GLIDES



WITHOUT GANGING

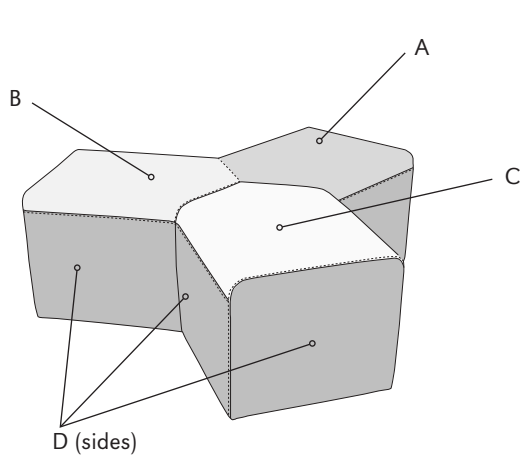
NOTE: Flat ganging brackets are used on curved configurations.

**Flat ganging is available for all models
in standard black powder coat color.**

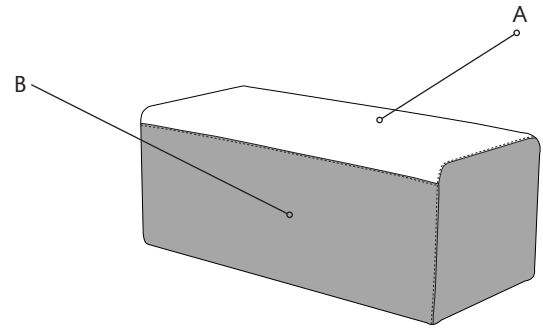
MODEL / DESCRIPTION / LIST PRICING

	7433	Flat Ganging Bracket \$53/pair
--	-------------	-----------------------------------

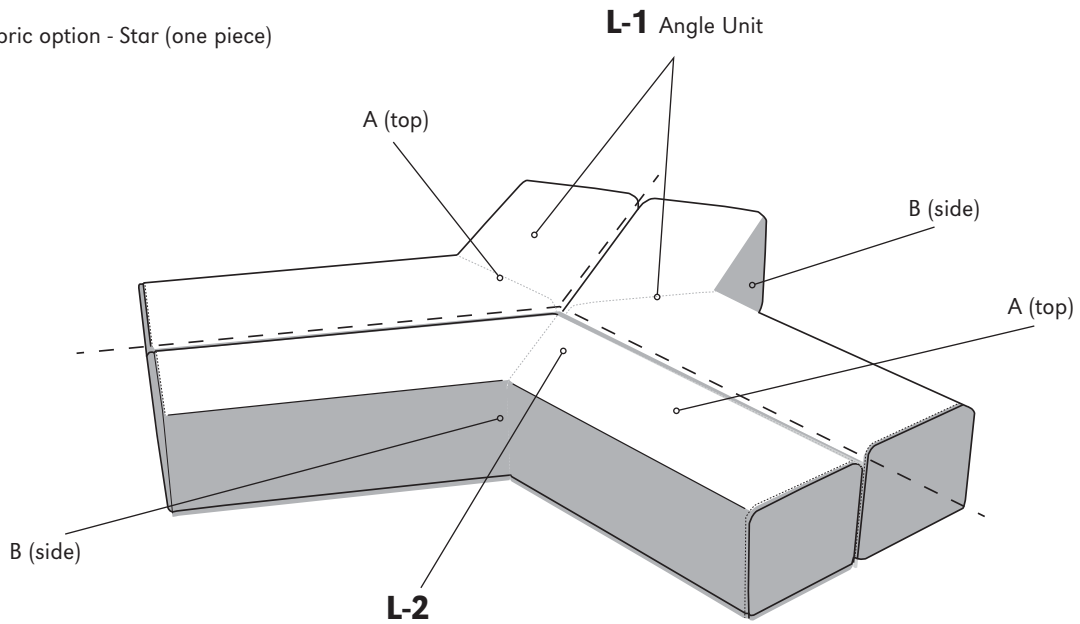
Choose from the following fabric options:



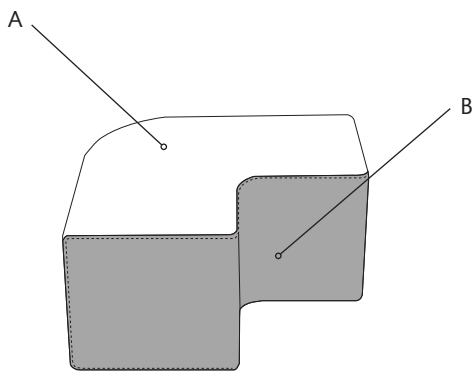
4 Fabric option - Star (one piece)



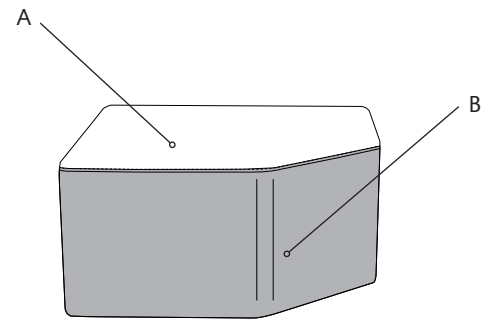
2 Fabric option - Bench



2 Fabric option - Star Grande - **L-1** Angle Unit and **L-2** Angle Unit (3-pieces)



2 Fabric option - 90° Round Corner



2 Fabric option - Square Corner



SQUARE TABOURET



TWO SEAT BENCH



THREE SEAT BENCH



90° SQUARE CORNER



90° ROUND CORNER



30° ARC




45° ARC



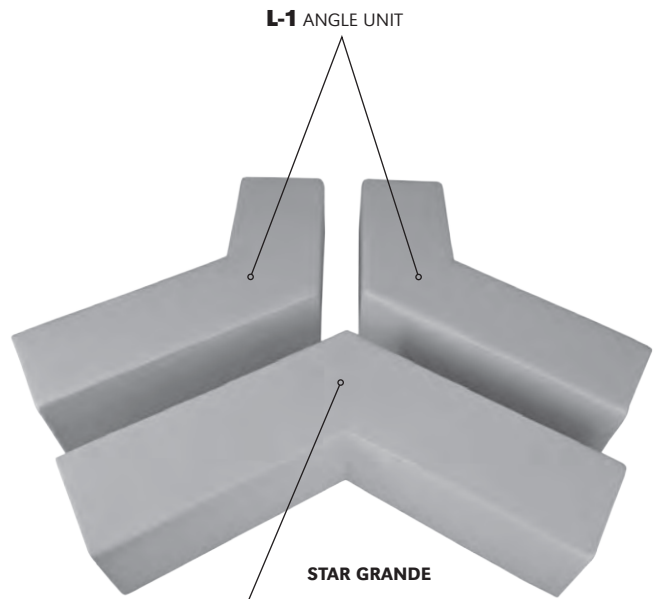
60° ARC



90° ARC



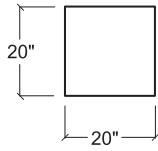
STAR
(one piece construction)



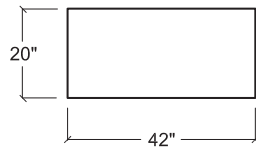
L-1 ANGLE UNIT

STAR GRANDE

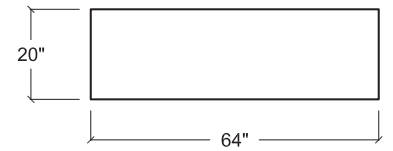
L-2 ANGLE UNIT



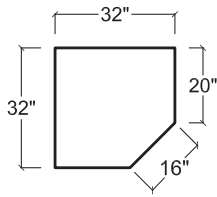
SQUARE TABOURET



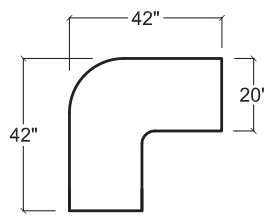
TWO SEAT BENCH



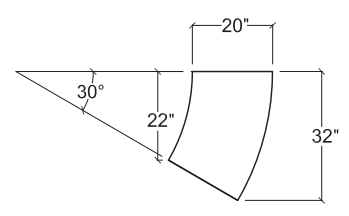
THREE SEAT BENCH



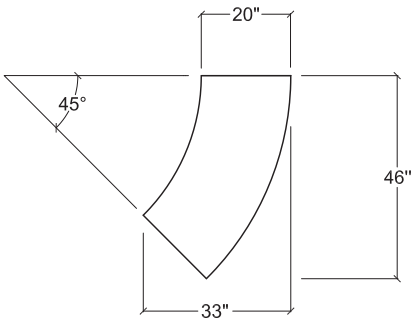
90° SQUARE CORNER



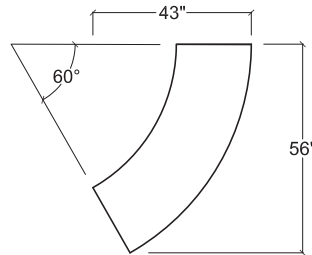
90° ROUND CORNER



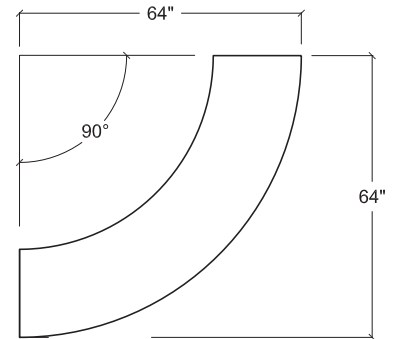
30° ARC



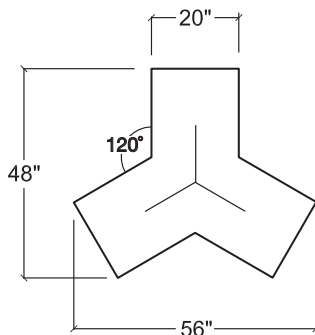
45° ARC



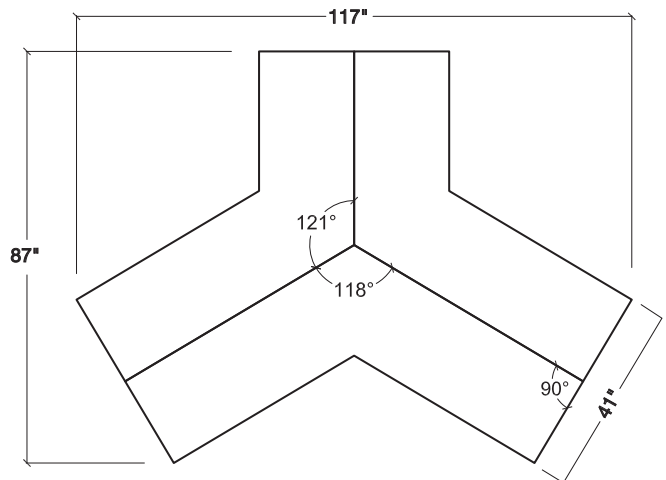
60° ARC



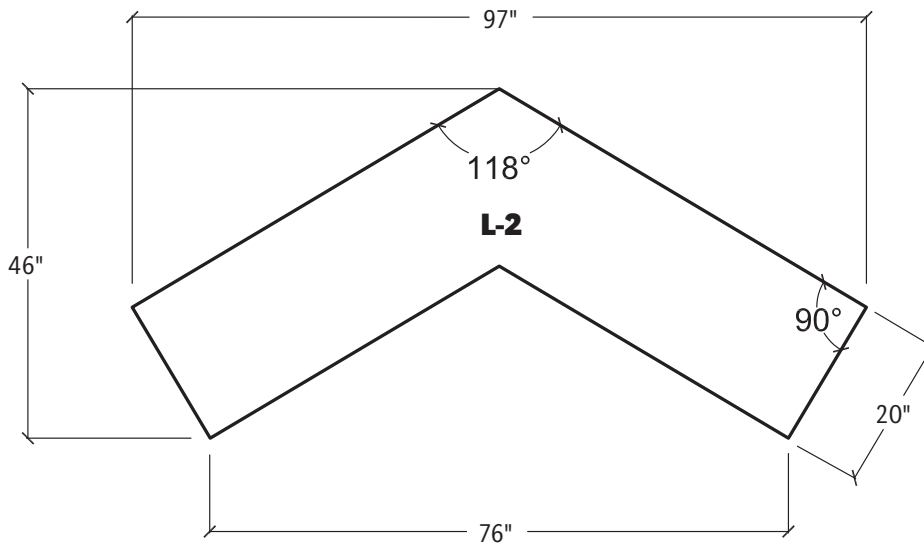
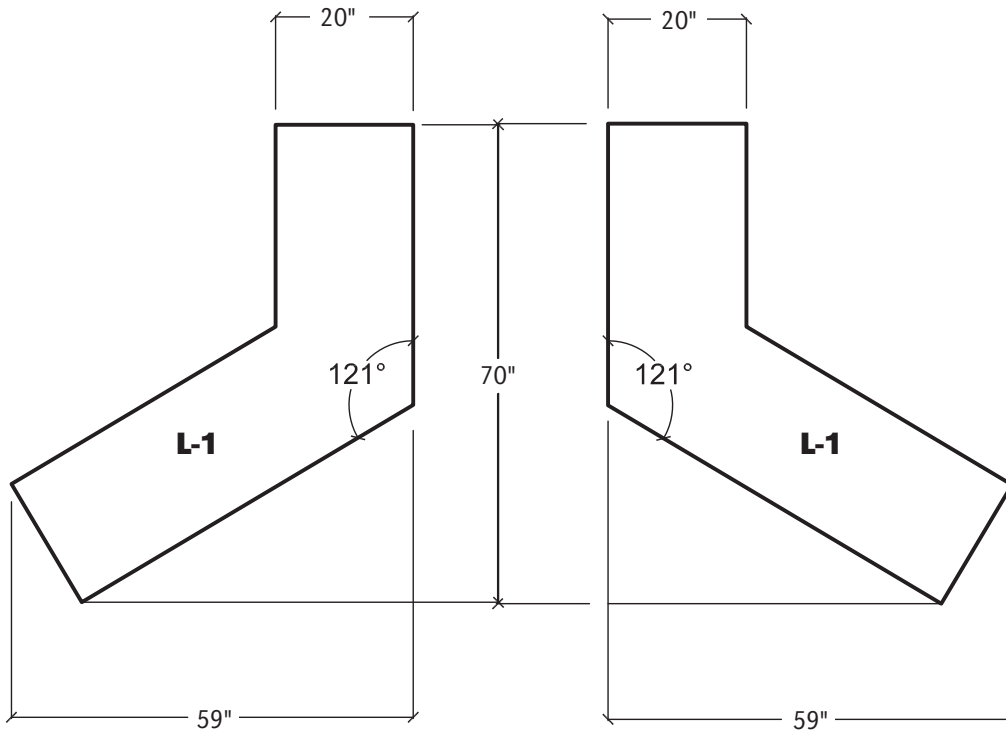
90° ARC



STAR



STAR GRANDE

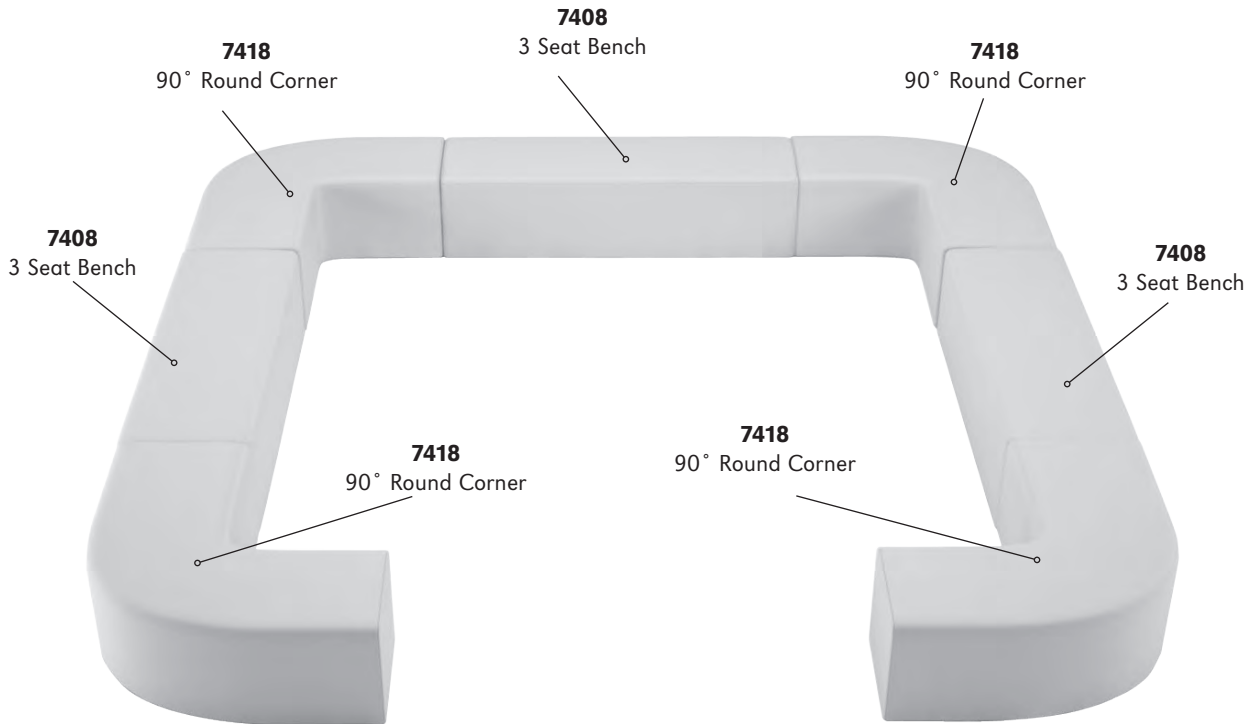


STAR GRANDE

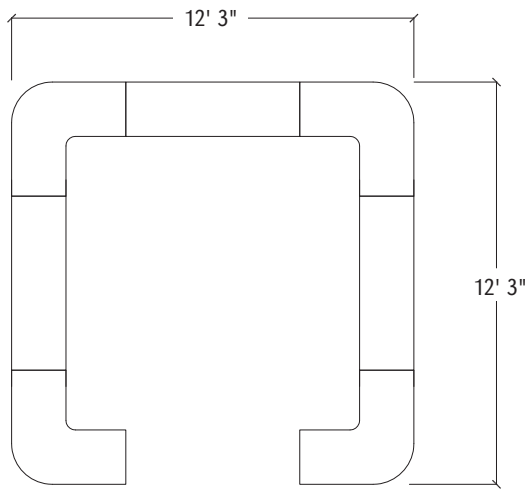
Note 1: The three illustrated components above are required for the Star Grande configuration.

Note 2: For Star Grande overall dimensions please see previous page.

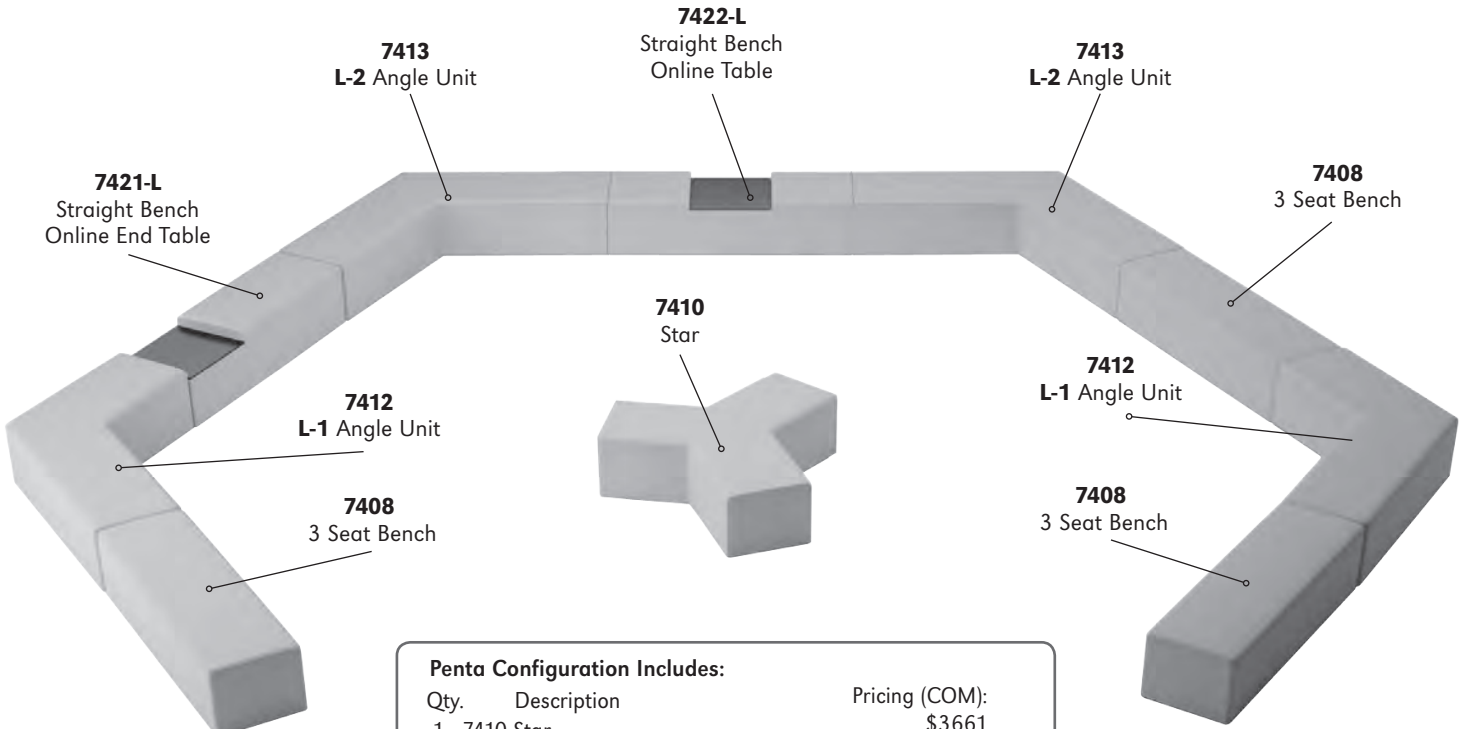
"C" CONFIGURATION



"C" Configuration Includes:		
Qty.	Description	Pricing (COM):
4	7418 90° Round Corner	\$6512
3	7408 3 Seat Bench	\$4707
6	7433 Flat Ganging Sets	\$318
		<hr/>
		\$11537 list

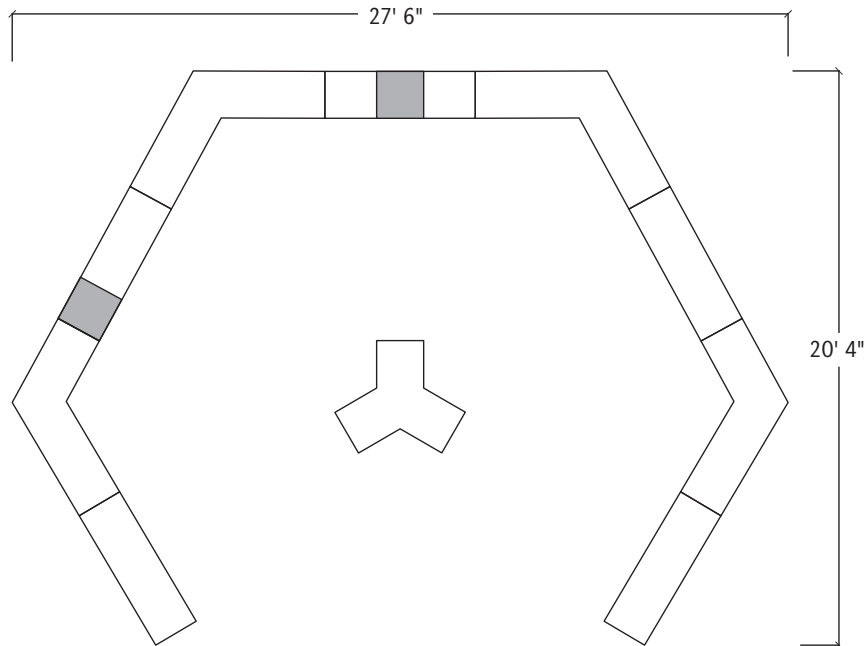


"PENTA" CONFIGURATION

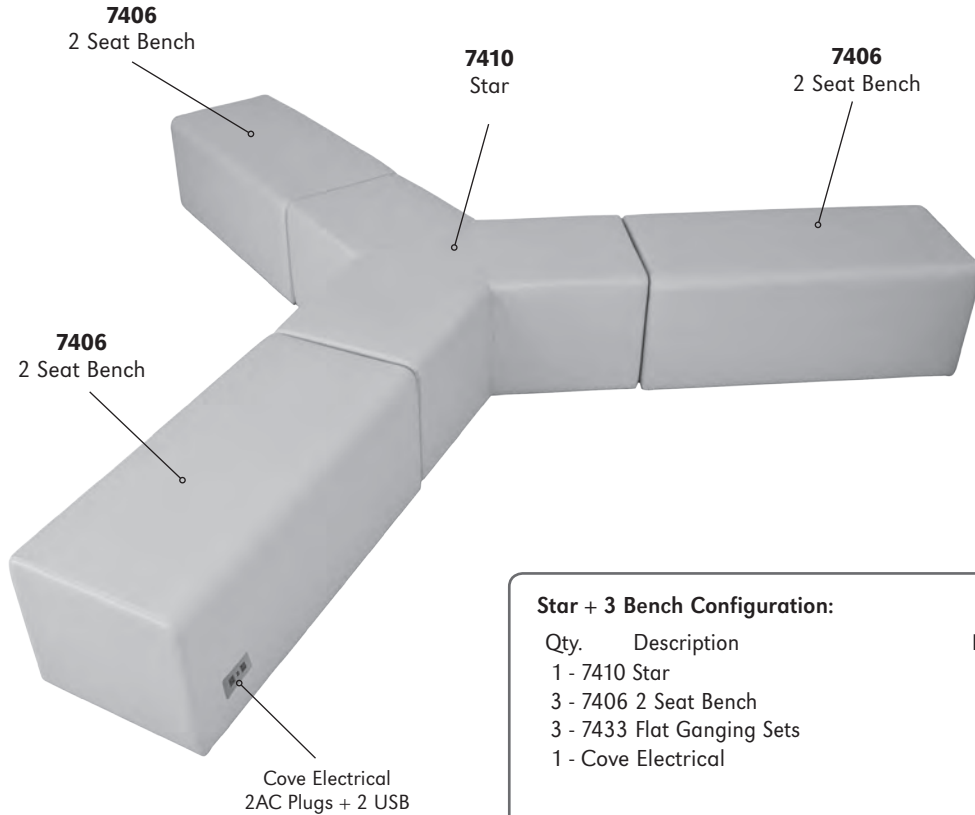


Penta Configuration Includes:		
Qty.	Description	Pricing (COM):
1	7410 Star	\$3661
3	7408 3 Seat Bench	\$4707
1	7421-L 3 Straight Bench Online Table	\$2925
1	7422-L 3 Straight Bench Online Table	\$1918
2	7412 L-1 Corner	\$5850
2	7413 L-2 Corner	\$6980
8	7433 Flat Ganging Sets	\$424
		<hr/> \$26465 list

Note: Star can be replaced with the larger Star Grande or any other choices from our selection of furniture.

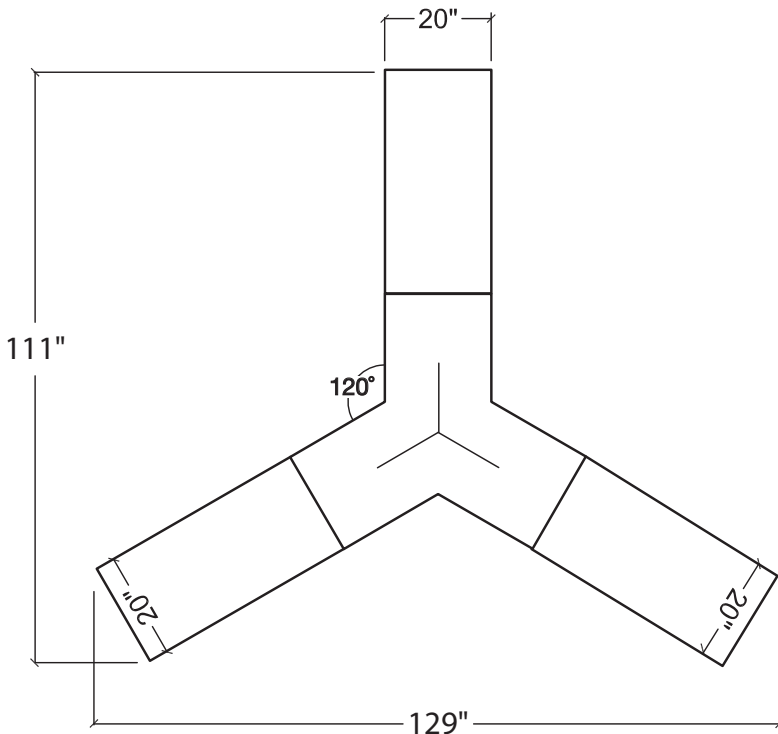


STAR BENCHING CONFIGURATION



Star + 3 Bench Configuration:

Qty.	Description	Pricing (COM):
1	7410 Star	\$3661
3	7406 2 Seat Bench	\$3963
3	7433 Flat Ganging Sets	\$159
1	Cove Electrical	\$467
		<hr/>
		\$8250 list



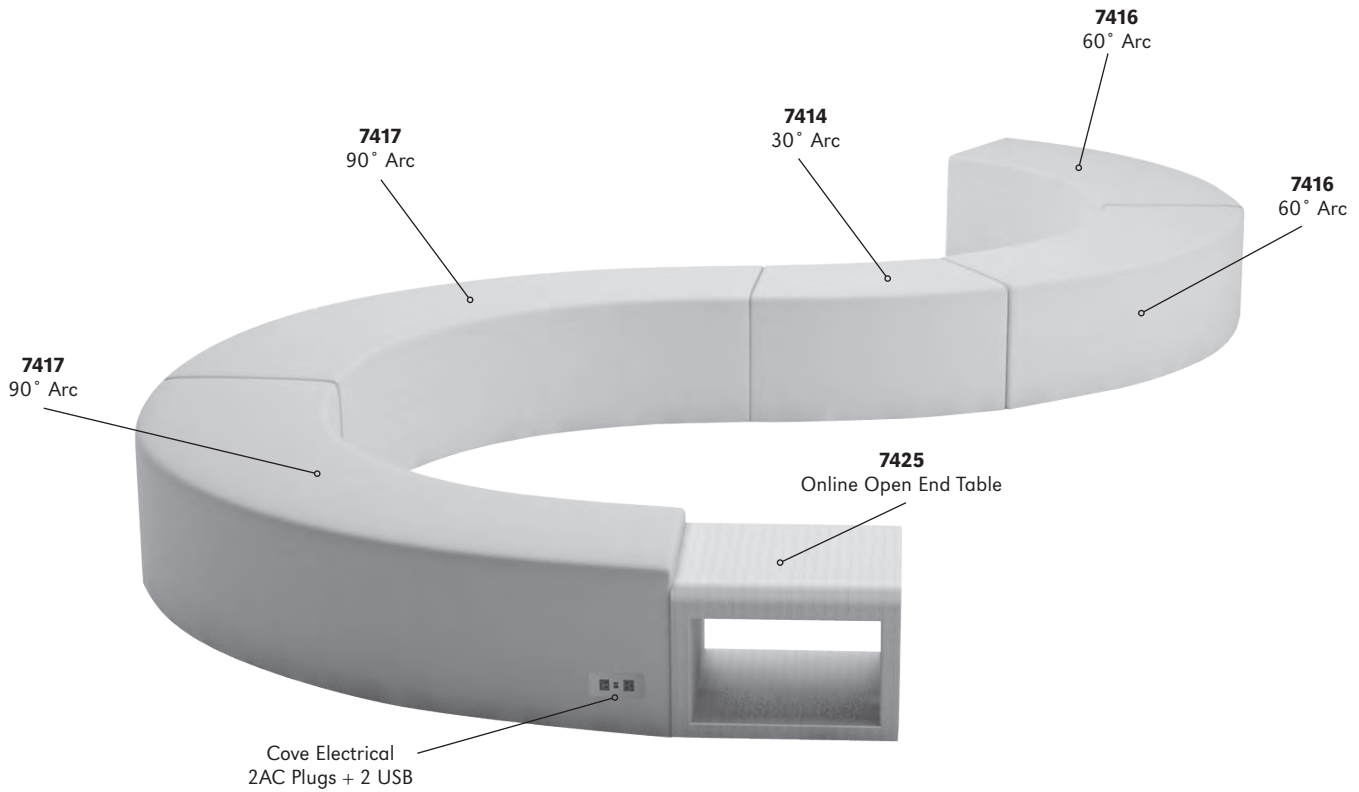
STAR WITH 3 BENCH CONFIGURATION



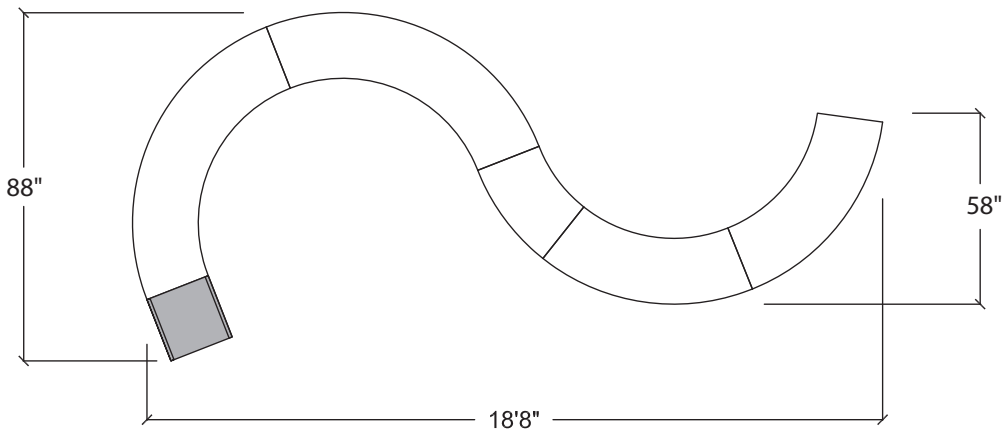
Star (one piece construction)

Qty.	Description	Pricing (COM):
1	7410 Star	\$3661

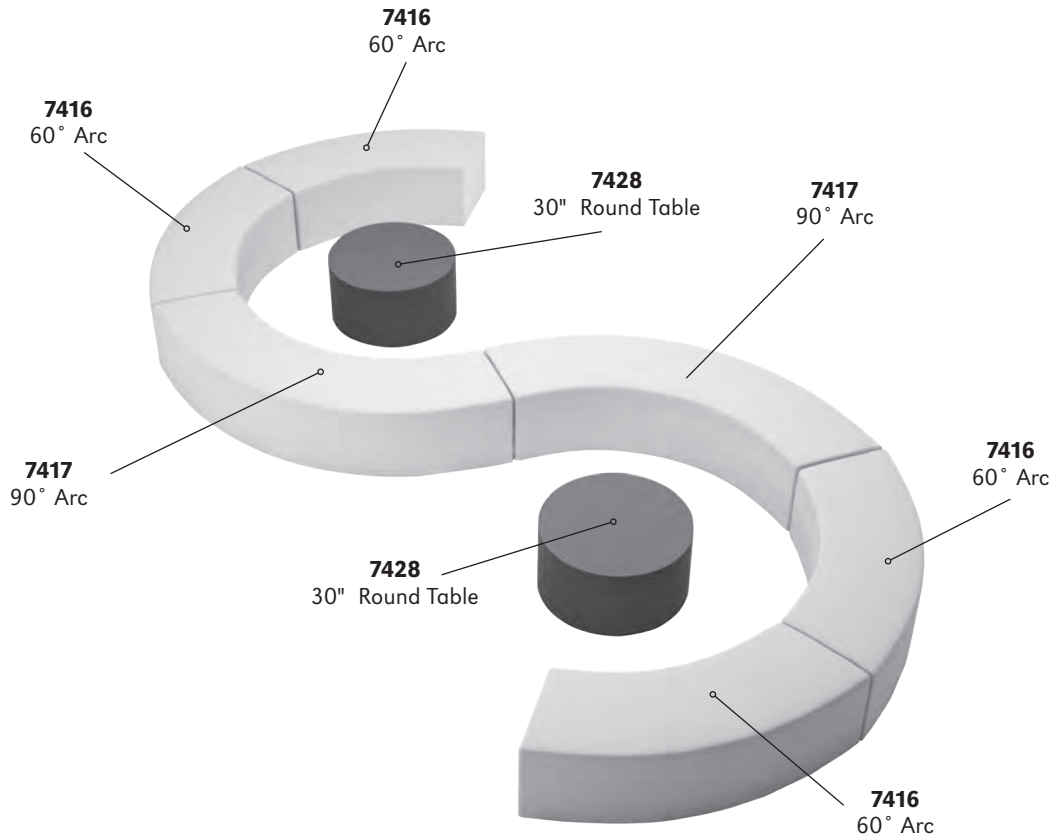
SERPENTINE WITH ONLINE OPEN END TABLE



Serpentine Configuration with Online Open End Table:		
Qty.	Description	Pricing (COM):
2	7417 90° Arc	\$3438
2	7416 60° Arc	\$2944
1	7414 30° Arc	\$939
1	7425 Online Open End Table	\$1670
1	Cove Electrical	\$467
5	Flat Ganging Sets	\$265
		<hr/>
		\$9723 list

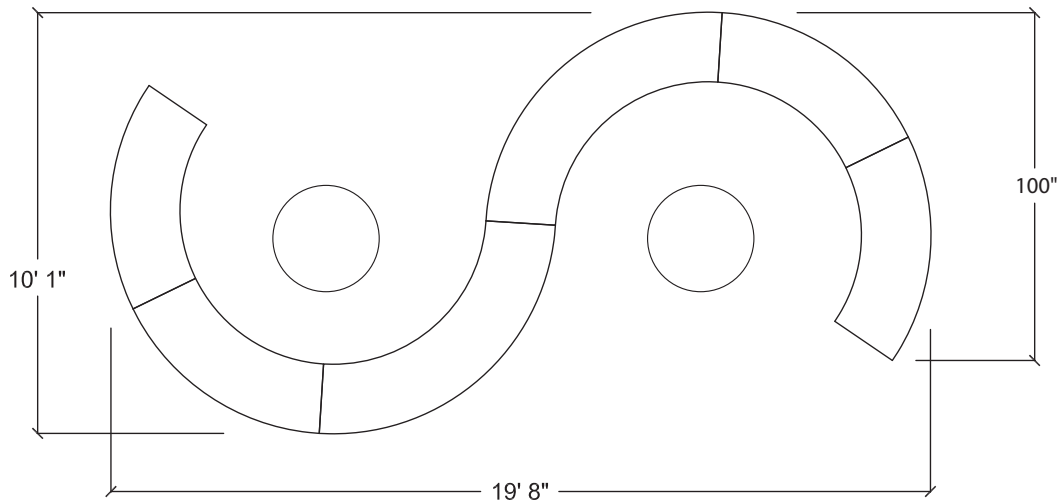


SERPENTINE CONFIGURATION

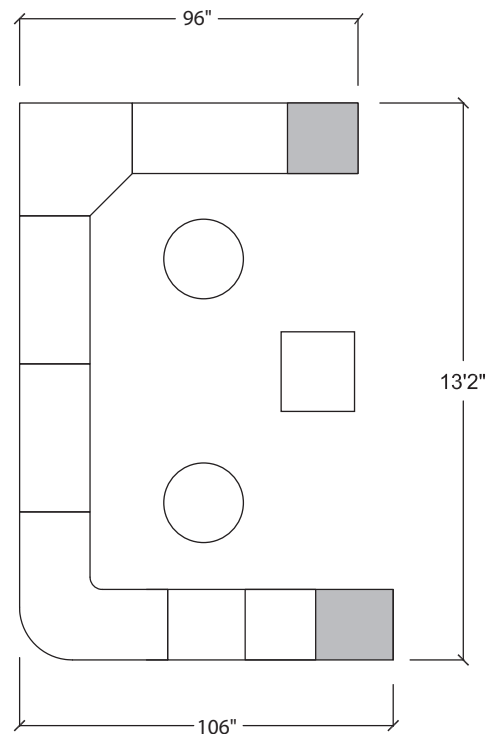
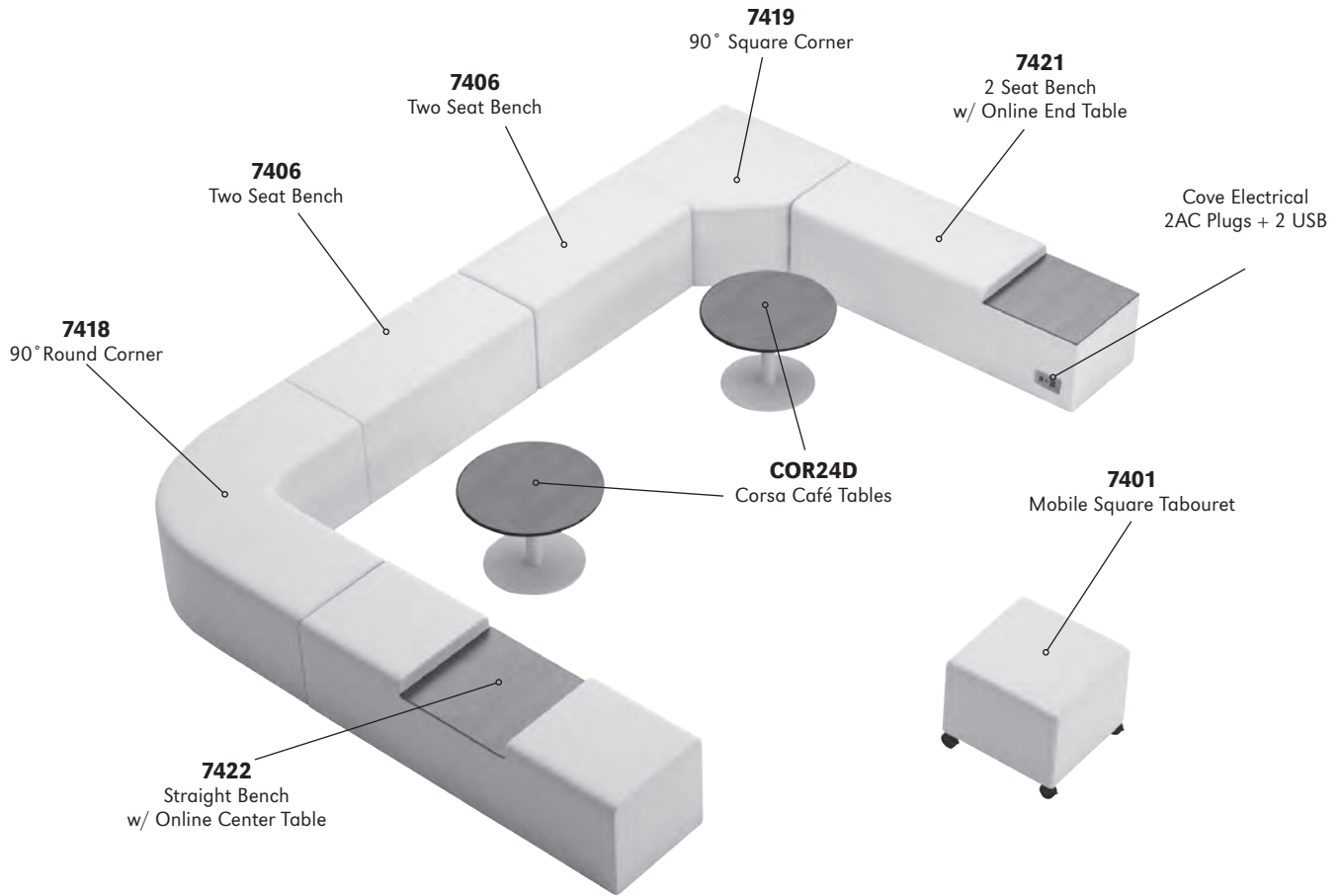


"S" Configuration with Round Tables Includes:

Qty.	Description	Pricing (COM):
2	7417 90° Arc	\$3438
2	7428 30" Round Table	\$2416
4	7416 60° Arc	\$5888
5	7433 Flat Ganging Sets	\$265
		\$12007 list

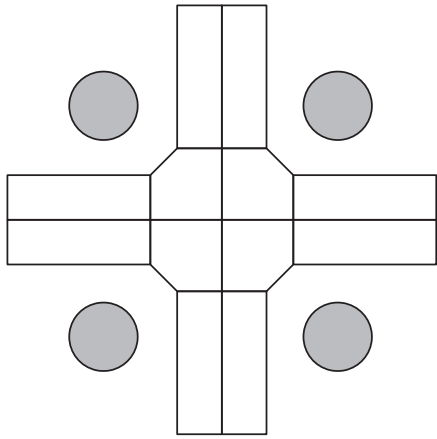


"U" CONFIGURATION WITH ONLINE TABLES

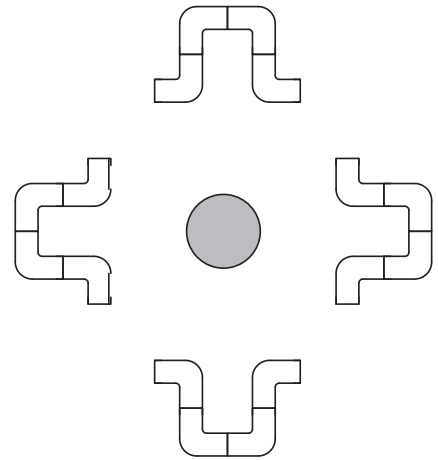


"U"- Configuration with online tables Include:

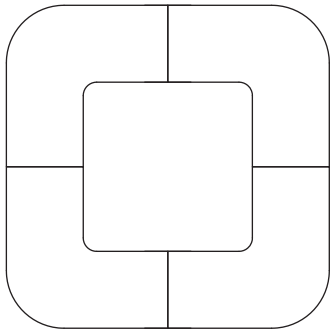
Qty.	Description	Pricing (COM):
2	- 7406 Two Seat Bench	\$2642
1	- 7418 90° Round Corner	\$1628
1	- 7419 90° Square Corner	\$1564
1	- 7421 Straight Bench w/ Online Table	\$2013
1	- 7422 Straight Bench w/ Online Center Table	\$2013
1	- 7401 Square Tabouret on Casters	\$977
2	- COR24D Corsa Café Tables - Wood Veneer	\$2032
1	- Cove Electrical 2 AC Plugs + 2 USB	\$467
5	- 7433 Flat Ganging Sets	\$265
		\$13601 list



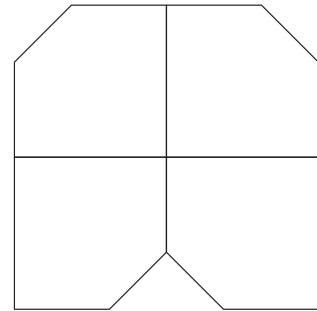
CROSS CORNER CLUSTER



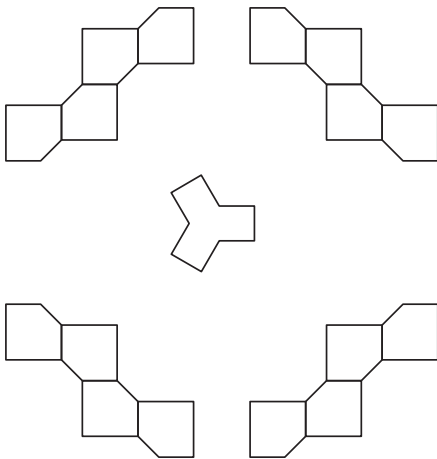
CLUSTER UNITS



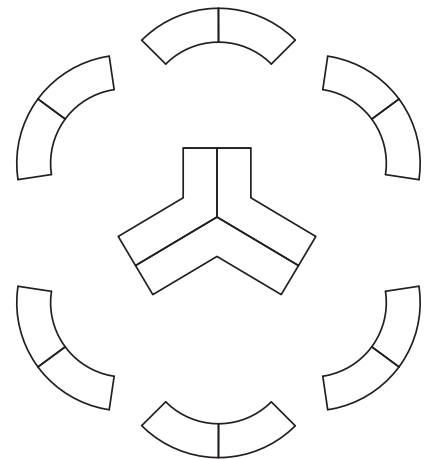
SQUARE CLUSTER



HORSE SHOE CLUSTER



HONEYCOMB CLUSTER



COLLABORATIVE CLUSTER

Connos Collaborative Seating Arrangement



2 seat benches shown with optional decorative ganging




mobile tabouret with straight
tablet arm and casters

mobile tabouret with diagonal
tablet arm and casters



tabouret


Connos Benches and Online Tables



2 TWO SEAT BENCHES WITH SOLID ONLINE TABLE



2 TWO SEAT BENCHES WITH OPEN END ONLINE TABLE



2 TWO SEAT BENCHES WITH OPEN END ONLINE TABLE AND SOLID END TABLE

NOTE: Flat ganging brackets may be used to attach units to tables.



CORA CLUSTER SEATING

The Cora features a fully welded 2" round steel tube frame, laminate table top and your choice of swivel seats with auto return.



FOUR SEAT CLUSTER WITH 30" ROUND TABLE
AND DELFI SEATS



TWO SEAT CLUSTER WITH 26" SQUARE TABLE
AND BENTON DEMI SEATS

ORDERING INFORMATION

To Order Please Specify:

- | | |
|-----------------|----------------------------------|
| 1) Series Name | 6) Laminate Selection and Number |
| 2) Model Number | 7) Convex T-Mold Edge Color |
| 3) Size | 8) Upholstery |
| 4) Quantity | 9) Wood Seat Stain Color |
| 5) Frame Color | |

**FOR SAFETY, ERG
RECOMMENDS FLOOR
MOUNTING CLUSTER SEATING**

CORA GENERAL SPECIFICATIONS

Frame Construction

The Cora rounded frame is fabricated with fully welded, 14-gauge, 2" steel tube. Frame is sand blasted and then powder coated for maximum paint adhesion. Seats feature swivel with automatic return.

Table Tops

Standard laminate table top is 1.25" thick high density particle board with convex T-mold edge. Your choice of over 1000 standard laminates from brands like Nevamar, Wilsonart, Formica and Pionite. All tables are completely assembled to be sure of fit prior to being knocked down for shipping. All tables are bubble packed, boxed and wood crated to ensure safe delivery

Choice of Seats

Choose from several ERG seat styles. Standard seat height is 18".

Floor Mount

Cora frames come standard with floor mount.

Note

Cluster units are shipped K-D, easy to install.

COLORS / FINISHES

Frame Finish Colors:

Standard powder coat colors available.



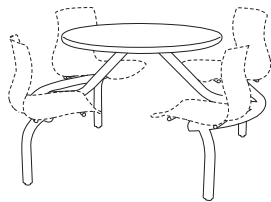
DIMENSIONS	4 Seat Cluster	2 Seat Cluster
Table Height:	29"	29"
Table Dimension:	30" or 36"	26"
Overall Depth:	68"	68"
Overall Width:	68"	26"
Qty./Wt.:	250 lb.	150 lb.



**FOR SAFETY, ERG
RECOMMENDS FLOOR
MOUNTING CLUSTER SEATING**

FOUR SEAT CLUSTER WITH 30" ROUND TABLE
AND DELFI SEATS

MODEL / DESCRIPTION / LIST PRICING FRAME ONLY (ADD SEAT OPTION TO LIST PRICE)



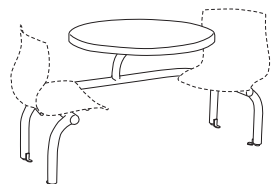
Four seat cluster frame with round table top

- COR/30** 30" round laminate top and convex T-mold edge
- COR/36** 36" round laminate top and convex T-mold edge
- COR/42** 42" round laminate top and convex T-mold edge

30" Round table frame
\$2161

36" Round table frame
\$2317

42" Round table frame
\$2575



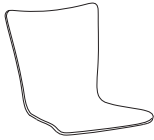
Two seat cluster frame with round or square table top and floor mount

- COR/26R** 26" round laminate top and convex T-mold edge
- COR/26S** 26" square laminate top and convex T-mold edge

26" Round table frame
\$1745

26" Square table frame
\$1867

SEAT OPTIONS / LIST PRICING PER SEAT (ADD TO FRAME LIST PRICE)



BEN Benton

Multi-Ply Hardwood Shell
\$330

BEN/SI Benton / Upholstered Seat Insert

COM Yardage: 0.5 yard / seat

COM	GR1	GR2	GR3	GR4	GR5	GR6	GR7	GR8	GR9	GR10	LEA
\$373	\$399	\$415	\$432	\$448	\$466	\$485	\$504	\$525	\$546	\$567	\$671



DEMI Benton Demi Back

Multi-Ply Hardwood Shell
\$330

DEMI/SI Benton Demi Back / Upholstered Seat Insert

COM Yardage: 0.5 yard / seat

COM	GR1	GR2	GR3	GR4	GR5	GR6	GR7	GR8	GR9	GR10	LEA
\$428	\$459	\$478	\$497	\$517	\$537	\$559	\$581	\$604	\$628	\$653	\$772



DEKD Dekko Demi Back

Multi-Ply Hardwood Seat and Back
\$388

DEKD/SI Dekko Demi Back / Upholstered Seat Insert

COM Yardage: 0.75 yard / seat

COM	GR1	GR2	GR3	GR4	GR5	GR6	GR7	GR8	GR9	GR10	LEA
\$486	\$520	\$541	\$563	\$585	\$609	\$633	\$658	\$685	\$712	\$740	\$875

OPTIONS

Add upcharge to list price and code to model number

ENG	Laser Engraving	\$42 / seat
FR	CA133 Fire Retardant	\$90 / yard
TT	Two Tone Wood Stains - Benton / Demi	\$75 / seat

RB	Reverse Bubble Cutout - Benton / Demi	\$48 / seat
UB	Upright Bubble Cutout - Benton / Demi	\$48 / seat
VB	Vertical Bubble Cutout - Benton / Demi	\$48 / seat

SEAT OPTIONS / LIST PRICING PER SEAT (ADD TO FRAME LIST PRICE)



DEL Delfi
Polypropylene Seat and Back
\$295

DEL/SI Delfi / Upholstered Seat Insert COM Yardage: 0.75 yard / seat

COM	GR1	GR2	GR3	GR4	GR5	GR6	GR7	GR8	GR9	GR10	LEA
\$386	\$413	\$429	\$446	\$464	\$483	\$502	\$523	\$543	\$565	\$588	\$695

DEL/S Delfi / Upholstered Seat and Back Inserts COM Yardage: 0.75 yards / seat

COM	GR1	GR2	GR3	GR4	GR5	GR6	GR7	GR8	GR9	GR10	LEA
\$477	\$509	\$530	\$551	\$573	\$596	\$621	\$645	\$671	\$697	\$726	\$857



PEND Pento Demi Back
Multi-Ply Hardwood Seat and Back
\$440

PEND/S Pento Demi Back / Upholstered Seat Insert COM Yardage: 0.75 yard / seat

COM	GR1	GR2	GR3	GR4	GR5	GR6	GR7	GR8	GR9	GR10	LEA
\$532	\$570	\$592	\$616	\$641	\$667	\$693	\$721	\$750	\$780	\$811	\$959



WB Webby
100% Nylon Plastic Shell
\$288

WB/SI Webby / Upholstered Seat Insert COM Yardage: 0.75 yard / seat

COM	GR1	GR2	GR3	GR4	GR5	GR6	GR7	GR8	GR9	GR10	LEA
\$380	\$407	\$423	\$440	\$458	\$476	\$496	\$515	\$536	\$557	\$580	\$685

WB/S Webby / Upholstered Seat and Back Inserts COM Yardage: 0.75 yards / seat

COM	GR1	GR2	GR3	GR4	GR5	GR6	GR7	GR8	GR9	GR10	LEA
\$473	\$506	\$526	\$547	\$569	\$592	\$615	\$641	\$666	\$693	\$720	\$852

OPTIONS

Add upcharge to list price and code to model number

ENG	Laser Engraving	\$42 / seat
FR	CA133 Fire Retardant	\$90 / yard
TT	Two Tone Wood Stains - Benton / Demi	\$75 / seat

RB	Reverse Bubble Cutout - Benton / Demi	\$48 / seat
UB	Upright Bubble Cutout - Benton / Demi	\$48 / seat
VB	Vertical Bubble Cutout - Benton / Demi	\$48 / seat

CORSA SERIES

Corsa Series has a round stainless steel base with a 3" diameter brushed stainless steel column. Corsa is an ERG economically priced offering.



CORSA WITH KRystalCAST® TOP



CORSA LAMINATE TOP

STAINLESS STEEL

ORDER INFORMATION

- | | |
|-----------------|-------------------------------|
| 1) Series Name | 6) Laminate Selection and No. |
| 2) Model Number | 7) Edge Style Code and Color |
| 3) Size | 8) Wood Species |
| 4) Quantity | 9) Wood Stain Color |
| 5) Base Finish | 10) Optional Items |

CORSA CAFÉ BASE SPECIFICATIONS

Corsa Base

- Table Height** Table height is 29" to 30" depending on table top specified. Bar Height table is 42".
- Column** 3" diameter stainless steel #201.
- Base** Beushed stainless steel #201 finish. Base spreads are 17", 22" or 28"
- Glides** Adjustable glides
- Assembly** Base mounts to tabletop with ¼-20 x 1" machine screws into metal inserts in top. NO WOOD SCREWS ARE USED.
- Plate** 10" x 10" square • 12" X 12" square
14" X 14" square • 24" x 24" square

TABLE TOP SPECIFICATIONS

Table Tops

Table top core is CARB Phase I & Phase II Compliant. Laminate, wood veneer and phenolic backing are glued with water based adhesives.

FINISHES

Table Base

Brushed stainless steel #201 finish is standard. Optional powder coat colors are available.

Laminate/Veneer Selections

ERG offers over 1000 standard laminate choices from Nevamar, Wilsonart, Formica and Pionite. Wood veneer is available in transparent stain colors - custom stain matching available.

Special Edge Note:

Square tables using PVC T-edge will have a 2" radius on all corners. When ganging or butting tables together, ERG recommends using 3MM flat edge or flat wood edge.

OPTIONS

- CODE: SF - Powder Coat finish in choice of standard powder coat colors.
- PC-CO: - Polished Chrome Finish
- CODE: FLIP-X - Flip Top per Corsa base
- CODE: GD - Ganging
- CODE: STH - Special Table Height, for any table height other than 29" or bar-height
- CODE: ULW - Ultra Lightweight Top
- CODE: RAD - Radius Corners for 3MM Edge
- CODE: FTBH - Flip top support bar for rectangular bar height tables. (Maximum table top size 30x72)



MODEL / DESCRIPTION / LIST PRICING

CORSA | CAFÉ | ROUND | STAINLESS STEEL BASE



Model Number	Table Top Size	Shpg. Wght.	Base Spread	LAMINATE TOP ASSORTED EDGES								VENEER TOP	
				GRP 1	GRP 2	GRP 3	GRP 4	GRP 5	GRP 6	GRP 7	GRP 8	GRP 9	
COR24D	24" Dia.	32	17"	\$449	\$459	\$528	\$589	\$708	\$808	\$930	\$1057	\$1199	
COR30D	30" Dia.	43	22"	\$532	\$545	\$638	\$718	\$877	\$1010	\$1169	\$1276	\$1416	
COR36D	36" Dia.	53	22"	\$606	\$624	\$735	\$831	\$1024	\$1185	\$1376	\$1471	\$1610	
COR42D	42" Dia.	72	22"	\$723	\$744	\$890	\$1016	\$1267	\$1476	\$1725	\$1780	\$1906	
COR48D	48" Dia.	86	28"	\$955	\$979	\$1156	\$1308	\$1612	\$1864	\$2166	\$2312	\$2529	
COR54D	54" Dia.	135	28"	\$1418	\$1704	\$1915	\$2095	\$2454	\$2755	\$3117	\$3711	\$3910	
COR60D	60" Dia.	160	28"	\$1768	\$1802	\$2046	\$2254	\$2671	\$3019	\$3435	\$4026	\$4194	

Note: 54" and 60" tables have 6" diameter column for stability.

CORSA | CAFÉ | SQUARE | STAINLESS STEEL BASE



Model Number	Table Top Size	Shpg. Wght.	Base Spread	LAMINATE TOP ASSORTED EDGES								VENEER TOP	
				GRP 1	GRP 2	GRP 3	GRP 4	GRP 5	GRP 6	GRP 7	GRP 8	GRP 9	
COR24S	24" Sq.	40	17"	\$446	\$457	\$529	\$592	\$716	\$821	\$943	\$1058	\$1191	
COR2430S	24x30 Sq.	49	22"	\$482	\$493	\$577	\$651	\$796	\$917	\$1063	\$1156	\$1279	
COR30S	30" Sq.	54	22"	\$522	\$537	\$629	\$708	\$868	\$999	\$1159	\$1257	\$1389	
COR36S	36" Sq.	67	22"	\$617	\$632	\$748	\$848	\$1046	\$1211	\$1410	\$1498	\$1635	
COR42S	42" Sq.	90	28"	\$867	\$887	\$1033	\$1159	\$1410	\$1618	\$1869	\$2066	\$2308	
COR48S	48" Sq.	138	28"	\$963	\$989	\$1170	\$1325	\$1634	\$1892	\$2200	\$2339	\$2554	

OPTIONS

Add upcharge to list price and code to model number

SF	Powder Coat finish - in standard colors	\$60 per base	ULW	Ultra Lightweight Top	\$190
STH	Special Table Height, other than 29" or 42"	\$150 per base	RAD	Radius Corners for 3MM Edge	\$200 per table
GD	Ganging per table	\$95	FLIP-X	Flip-Top per Corsa base (up to 42" top maximum)	\$125
PC-CO	Polished Chrome Finish	\$150 per base			



MODEL / DESCRIPTION / LIST PRICING

CORSA | CAFÉ | RECTANGLE | STAINLESS STEEL BASE

RECTANGLE

Model Number	Table Top Size	Shpg. Wght.	Base Spread	LAMINATE TOP ASSORTED EDGES							VENEER TOP	
				GRP 1	GRP 2	GRP 3	GRP 4	GRP 5	GRP 6	GRP 7	GRP 8	GRP 9
COR2448	24x48 Sq.	70	2-17"	\$755	\$770	\$887	\$987	\$1188	\$1355	\$1555	\$1773	\$2017
COR2460	24x60 Sq.	79	2-17"	\$790	\$808	\$939	\$1050	\$1273	\$1458	\$1681	\$1878	\$2110
COR3048	30x48 Sq.	79	2-17"	\$826	\$844	\$973	\$1084	\$1304	\$1487	\$1709	\$1946	\$2209
COR3060	30x60 Sq.	90	2-17"	\$878	\$899	\$1046	\$1172	\$1423	\$1634	\$1884	\$2091	\$2339

Note: When optional base finish is required, please multiply upcharge by 2 for tables supported with an extra base.

CORSA | BAR HEIGHT | ROUND | STAINLESS STEEL BASE

ROUND

Model Number	Table Top Size	Shpg. Wght.	Base Spread	LAMINATE TOP ASSORTED EDGES							VENEER TOP	
				GRP 1	GRP 2	GRP 3	GRP 4	GRP 5	GRP 6	GRP 7	GRP 8	GRP 9
CORH24D	24" Dia.	40	17"	\$576	\$588	\$657	\$718	\$838	\$938	\$1058	\$1315	\$1560
CORH30D	30" Dia.	55	22"	\$642	\$655	\$748	\$828	\$987	\$1118	\$1278	\$1497	\$1723
CORH36D	36" Dia.	63	28"	\$788	\$804	\$916	\$1013	\$1204	\$1366	\$1558	\$1834	\$2117

CORSA | BAR HEIGHT | SQUARE | STAINLESS STEEL BASE

SQUARE

Model Number	Table Top Size	Shpg. Wght.	Base Spread	LAMINATE TOP ASSORTED EDGES							VENEER TOP	
				GRP 1	GRP 2	GRP 3	GRP 4	GRP 5	GRP 6	GRP 7	GRP 8	GRP 9
CORH36S	36" Sq.	67	28"	\$812	\$829	\$943	\$1044	\$1242	\$1407	\$1606	\$1890	\$2182

Note: FTBH option is required with STH option when ordering rectangle flip-top tables over 29" table height.

OPTIONS

Add upcharge to list price and code to model number

SF	Powder Coat finish - in standard colors	\$60 per base	ULW	Ultra Lightweight Top	\$190
STH	Special Table Height, other than 29"	\$150 per base	RAD	Radius Corners for 3MM Edge	\$200 per table
GD	Ganging per table	\$95	FLIP-X	Flip-Top per Corsa base (up to 42" top maximum)	\$125
PC-CO	Polished Chrome Finish	\$150 per base	FTBH	All rectangular bar height tables with flip top	\$300



RECTANGLE
CONFERENCE TABLE

ORDER INFORMATION

- | | |
|----------------------------|-------------------------------|
| 1) Series Name | 6) Laminate Selection and No. |
| 2) Model Number | 7) Edge Style Code and Color |
| 3) Size | 8) Wood Species |
| 4) Quantity | 9) Wood Stain Color |
| 5) Powder Coat Frame Color | 10) Optional Items |

CORSA CONFERENCE SPECIFICATIONS

Corsa Base

- Table Height** Table height is 29" to 30" depending on table top specified. Bar Height table is 42".
- Column** 3" diameter brushed stainless steel #201.
- Base** Brushed Stainless steel #201 finish. Base spreads are 22" or 28"
- Spider** 24" x 24" square
- Glides** Adjustable glides
- Assembly** Base mounts to tabletop with 1/4-20 x 1" machine screws into metal inserts in top. NO WOOD SCREWS ARE USED.

TABLE TOP SPECIFICATIONS

Table Tops

Table top core is CARB Phase I & Phase II Compliant. Laminate, wood veneer and phenolic backing are glued with water based adhesives.

Edge Selections

ERG offers a wide variety of table top edge materials including PVC, wood and laminate.

FINISHES

Table Base

Brushed stainless steel #201 finish is standard. Optional powder coat colors are available.

Laminate/Veneer Selections


ERG offers over 1000 standard laminate choices from Nevamar, Wilsonart, Formica and Pionite. Wood veneer is available in transparent stain colors - custom stain matching available.

Special Edge Note:

Square tables using PVC T-edge will have a 2" radius on all corners. When ganging or butting tables together, ERG recommends using 3MM flat edge or flat wood edge.

OPTIONS

- CODE: SF - Powder Coat finish in choice of standard colors.
- CODE: GD - Ganging per table
- CODE: CRT - Racetrack table top
- CODE: COT - Oval table top
- CODE: PC-CO - Polished Chrome Finish
- CODE: CBT - Boat table top
- CODE: STH - Special Table Height, for any table height other than 29" or bar-height
- CODE: RAD - Radius Corners for 3MM Edge
- CODE: CAT - Almost Rectangle Table Top



RACETRACK
TABLE TOP OPTION

MODEL / DESCRIPTION / LIST PRICING

CORSA | CONFERENCE | RECTANGLE

	Model Number	Table Top Size	Shpg. Wght.	Base Spread	LAMINATE TOP ASSORTED EDGES							VENEER TOP	
					GRP 1	GRP 2	GRP 3	GRP 4	GRP 5	GRP 6	GRP 7	GRP 8	GRP 9
RECTANGLE	CORC4272	42 X 72	129	2-28"	\$2120	\$2164	\$2479	\$2750	\$3290	\$3740	\$4280	\$5706	\$6355
	CORC4284	42 X 84	144	2-28"	\$2208	\$2255	\$2593	\$2881	\$3459	\$3941	\$4519	\$5974	\$6621
	CORC4296	42 X 96	160	2-28"	\$2270	\$2321	\$2681	\$2989	\$3605	\$4118	\$4734	\$6186	\$6812
	CORC4872	48 X 72	142	2-28"	\$2170	\$2219	\$2552	\$2838	\$3408	\$3885	\$4455	\$5880	\$6511
	CORC4884	48 X 84	160	2-28"	\$2418	\$2469	\$2827	\$3132	\$3748	\$4259	\$4873	\$6505	\$7249
	CORC4896	48 X 96	178	2-28"	\$2489	\$2543	\$2927	\$3255	\$3911	\$4458	\$5115	\$6744	\$7464
	CORC48108*	48 X 108	196	3-28"	\$2660	\$2718	\$3125	\$3475	\$4175	\$4758	\$5457	\$7204	\$7977
	CORC48120*	48 X 120	214	3-28"	\$2731	\$2792	\$3226	\$3597	\$4339	\$4958	\$5699	\$7442	\$8193
	CORC48144*	48 X 144	250	3-28"	\$3224	\$3293	\$3775	\$4189	\$5017	\$5705	\$6533	\$8690	\$9666
	CORC6096	60 X 96	214	2-28"	\$2824	\$2886	\$3318	\$3687	\$4425	\$5039	\$5779	\$7641	\$8471
	CORC60108*	60 X 108	237	3-28"	\$2962	\$3028	\$3489	\$3884	\$4676	\$5334	\$6125	\$8044	\$8885
	CORC60120*	60 X 120	259	3-28"	\$3124	\$3195	\$3687	\$4108	\$4951	\$5654	\$6498	\$8504	\$9372
	CORC60144*	60 X 144	304	3-28"	\$3774	\$3853	\$4406	\$4880	\$5828	\$6619	\$7568	\$10136	\$11316

* Asterisk after model number indicates 2 piece tops with center seam for tables over 96" and longer

Note: Other sizes upon request, call ERG customer service.

OPTIONS

Add upcharge to list price and code to model number

SF	Powder Coat finish - in standard colors	\$60 per base
GD	Ganging per table	\$95
CRT	Racetrack table top - add to rectangle top price	add 20%
COT	Elipctical table top - add to rectangle top price	add 20%
CBT	Boat table top - add to rectangle top price	add 25%

STH	Special Table Height, other than 29" or 42"	\$150 per base
PC-CO	Polished Chrome Finish	\$150 per base
RAD	Radius Corners for 3MM Edge	\$200 per table
CAT	Almost Rectangle table top	add 25%

CORSA SERIES

Corsa Series has a round cast iron base with a stainless steel cover. This series is an ERG special economically priced offering.



SOLID SURFACE SQUARE TOP CORSA
SIDE TABLE



LAMINATE ROUND TOP CORSA W/
WHITE POWDER COAT FINISH BASE



4" RADIUS CORNER TOP
SIDE TABLE

ORDER INFORMATION

- | | |
|-----------------|-------------------------------|
| 1) Series Name | 6) Laminate Selection and No. |
| 2) Model Number | 7) Edge Style Code and Color |
| 3) Size | 8) Wood Species |
| 4) Quantity | 9) Wood Stain Color |
| 5) Base Finish | 10) Optional Items |

CORSA OCCASIONAL TABLE BASE SPECIFICATIONS

Corsa Base

- Table Height** Available table height is 17" to 22".
- Column** 3" diameter stainless steel.
- Base** Stainless steel. Base spread is 17", 22", 28".
- Glides** Adjustable glides
- Assembly** Base mounts to tabletop with 1/4-20 x 1" machine screws into metal inserts in top.
NO WOOD SCREWS ARE USED.

TABLE TOP SPECIFICATIONS

Table Tops

Table top core is CARB Phase I & Phase II Compliant. Laminate, wood veneer and phenolic backing are glued with water based adhesives.

FINISHES

Table Base

Stainless steel #201 finish is standard. Optional standard powder coat colors are available.

Laminate/Veneer Selections

ERG offers over 1000 standard laminate choices from Nevamar, Wilsonart, Formica and Pionite. Wood veneer is available in transparent stain colors - custom stain matching available.

Special Edge Note:

Square tables using PVC T-edge will have a 2" radius on all corners. We also offer 4" radius corners.

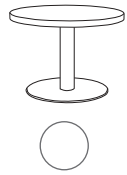
OPTIONS

- CODE: SF - Powder Coat finish in choice of standard powder coat colors.
- CODE: PC-CO - Polished Chrome Finish

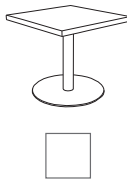


SOLID SURFACE SQUARE TOP
CORSA SIDE TABLE

ROUND AND SQUARE TOP



Model Number	Table Top Size	Table Height	Table Shape	Shpg. Weight	LAMINATE TOP EDGE 2B OR 3A OR SELF EDGE	VENEER TOP EDGE 8G	SOLID SURFACE TOP
CORO20D	20" dia.	17"	round	35 lbs.	\$860	\$903	CALL
CORO24D	24" dia.	17"	round	40 lbs.	\$895	\$947	CALL
CORO30D	30" dia.	17"	round	45 lbs.	\$917	\$972	CALL
CORO36D	36" dia.	17"	round	50 lbs.	\$953	\$1009	CALL
CORO20DT	20" dia.	22"	round	35 lbs.	\$873	\$925	CALL
CORO24DT	24" dia.	22"	round	40 lbs.	\$907	\$961	CALL
CORO30DT	30" dia.	22"	round	45 lbs.	\$930	\$985	CALL
CORO36DT	36" dia.	22"	round	50 lbs.	\$963	\$1021	CALL
CORO20S	20" x 20"	17"	square	45 lbs.	\$873	\$925	CALL
CORO24S	24" x 24"	17"	square	50 lbs.	\$907	\$961	CALL
CORO30S	30" x 30"	17"	square	55 lbs.	\$930	\$985	CALL
COR36S	36" x 36"	17"	square	55 lbs.	\$953	\$1009	CALL
CORO20ST	20" x 20"	22"	square	47 lbs.	\$883	\$937	CALL
CORO24ST	24" x 24"	22"	square	52 lbs.	\$917	\$972	CALL
CORO30ST	30" x 30"	22"	square	55 lbs.	\$940	\$997	CALL
CORO36ST	36" x 36"	22"	square	55 lbs.	\$974	\$1021	CALL



OPTIONS

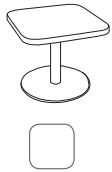
Add upcharge to list price and code to model number

SF	Powder Coat Color (per base)	\$60	PC-CO	Polished Chrome Finish	\$150 per base
----	------------------------------	------	-------	------------------------	----------------



4" RADIUS CORNER TOP
SIDE TABLE

4" RADIUS CORNER EDGE



Model Number	Model Description	Table Top Size	Table Height	Table Shape	Shpg. Weight	LAMINATE TOP EDGE 2B OR 3A OR SELF EDGE	VENEER TOP EDGE 8G	SOLID SURFACE TOP
CORO20R	Occasional	20" x 20"	17"	4" radius corner	35 lbs.	\$912	\$966	CALL
CORO24R	Occasional	24" x 24"	17"	4" radius corner	40 lbs.	\$947	\$1005	CALL
CORO30R	Occasional	30" x 30"	17"	4" radius corner	45 lbs.	\$972	\$1030	CALL
CORO36R	Occasional	36" x 36"	17"	4" radius corner	50 lbs.	\$1009	\$1069	CALL
CORO20RT	Occasional	20" x 20"	22"	4" radius corner	47 lbs.	\$937	\$994	CALL
CORO24RT	Occasional	24" x 24"	22"	4" radius corner	52 lbs.	\$972	\$1030	CALL
CORO30RT	Occasional	30" x 30"	22"	4" radius corner	55 lbs.	\$997	\$1057	CALL
CORO36RT	Occasional	36" x 36"	22"	4" radius corner	55 lbs.	\$1020	\$1083	CALL

OPTIONS

Add upcharge to list price and code to model number

SF	Powder Coat Color (per base)	\$60	PC-CO	Polished Chrome Finish	\$150 per base
----	------------------------------	------	-------	------------------------	----------------



CROSSFIRE ROUND X-BASE

ORDERING INFORMATION

- | | |
|----------------------------|-------------------------------|
| 1) Series Name | 6) Laminate Selection and No. |
| 2) Model Number | 7) Edge Style Code and Color |
| 3) Size | 8) Wood Species |
| 4) Quantity | 9) Wood Stain Color |
| 5) Powder Coat Frame Color | 10) Optional Items |

CROSSFIRE CAFÉ BASE SPECIFICATIONS

Crossfire X Base

- Table Height** Table height is 29" to 30" depending on table top specified. Bar Height table is 42".
- Column** 2.25" diameter 14 gauge steel tubing welded to top plate.
- Base** Diecast aluminum tubing – 26", 33" and 38" X-base spreads.
- Plate** 8" x 8" square
12" X 12" square
- Glides** Adjustable zinc rubber cushion glides
- Assembly** Top plate is welded to the vertical column and the vertical column is bolted to the horizontal base. No tie rod assembly. Base mounts to tabletop with ¼-20 x 1" machine screws into metal inserts in top.
- Finish** Choice of standard powder coat colors – See "Color Selections" brochure.

Flip-Top Mechanism

Durable all-steel construction with a spring-loaded release handle and a safety catch to maintain flipped-up position.

TABLE TOP SPECIFICATIONS

Table Tops

Table top core is CARB Phase I & Phase II Compliant. Laminate, wood veneer and phenolic backing are glued with water based adhesives.

FINISHES

Laminate/Veneer Selections

ERG offers over 1000 standard laminate choices from Nevamar, Wilsonart, Formica and Pionite. Wood veneer is available in transparent stain colors - custom stain matching available.

Edge Selections:

ERG offers a wide variety of table top edge materials including PVC, wood, aluminum and resin. Square tables using PVC T-edge will have a 2" radius on all corners.

OPTIONS

- CODE: FLIP-X - Flip Top per X-base
- CODE: FLIP-T - Flip Top for two T-legs
- CODE: SB - Stretcher bar for tables under 72"
- CODE: PC - Polished Chrome
- CODE: RP - Painted Foot-ring for bar height
- CODE: STH - Special Table Height (any table height other than 29" or bar height)
- CODE: CAS - Mobile Casters per table
- CODE: GD - Ganging
- CODE: ULW - Ultra Lightweight Top
- CODE: RAD - Radius Corners for 3MM Edge
- CODE: FTBH – Flip top support bar for rectangular bar height tables. (Maximum table top size 30x72)



GLIDE DETAIL

MODEL / DESCRIPTION / LIST PRICING

CROSSFIRE | CAFÉ | ROUND



Model Number	Table Top Size	Shpg. Wght.	Base Spread	LAMINATE TOP ASSORTED EDGES							VENEER TOP	
				GRP 1	GRP 2	GRP 3	GRP 4	GRP 5	GRP 6	GRP 7	GRP 8	GRP 9
CF30D	30" Dia.	43	26"- X	\$632	\$646	\$739	\$819	\$980	\$1113	\$1274	\$1700	\$1895
CF36D	36" Dia.	53	33"- X	\$708	\$725	\$837	\$933	\$1128	\$1289	\$1483	\$1932	\$2123
CF42D	42" Dia.	72	38"- X	\$853	\$875	\$1021	\$1148	\$1400	\$1611	\$1863	\$2366	\$2561
CF48D	48" Dia.	103	38"- X	\$941	\$967	\$1146	\$1299	\$1604	\$1859	\$2164	\$2663	\$2829

CROSSFIRE | CAFÉ | SQUARE



Model Number	Table Top Size	Shpg. Wght.	Base Spread	LAMINATE TOP ASSORTED EDGES							VENEER TOP	
				GRP 1	GRP 2	GRP 3	GRP 4	GRP 5	GRP 6	GRP 7	GRP 8	GRP 9
CF2430S	24x30 Sq.	49	26"- X	\$581	\$593	\$678	\$753	\$899	\$1021	\$1168	\$1561	\$1742
CF30S	30" Sq.	54	26"- X	\$612	\$626	\$719	\$799	\$960	\$1093	\$1254	\$1658	\$1838
CF36S	36" Sq.	67	33"- X	\$736	\$754	\$869	\$970	\$1169	\$1336	\$1535	\$2006	\$2209
CF42S	42" Sq.	90	38"- X	\$858	\$879	\$1027	\$1152	\$1405	\$1615	\$1867	\$2375	\$2575

CROSSFIRE | CAFÉ | RECTANGLE



Model Number	Table Top Size	Shpg. Wght.	Base Spread	LAMINATE TOP ASSORTED EDGES							VENEER TOP	
				GRP 1	GRP 2	GRP 3	GRP 4	GRP 5	GRP 6	GRP 7	GRP 8	GRP 9
CF2448	24x48 Sq.	70	2-20"- T	\$733	\$748	\$858	\$953	\$1142	\$1300	\$1489	\$1977	\$2197
CF2460	24x60 Sq.	79	2-20"- T	\$770	\$788	\$910	\$1016	\$1227	\$1403	\$1615	\$2102	\$2310
CF3048	30x48 Sq.	79	2-26"- T	\$774	\$792	\$917	\$1023	\$1237	\$1415	\$1630	\$2117	\$2323
CF3060	30x60 Sq.	90	2-26"- T	\$819	\$840	\$980	\$1099	\$1341	\$1541	\$1782	\$2268	\$2459

CROSSFIRE | CAFÉ | BAR HEIGHT



Model Number	Table Top Size	Shpg. Wght.	Base Spread	LAMINATE TOP ASSORTED EDGES							VENEER TOP	
				GRP 1	GRP 2	GRP 3	GRP 4	GRP 5	GRP 6	GRP 7	GRP 8	GRP 9
CFH24D	24" Dia.	40	20"- X	\$783	\$793	\$864	\$925	\$1045	\$1147	\$1267	\$1957	\$2343
CFH30D	30" Dia.	50	26"- X	\$824	\$838	\$931	\$1011	\$1172	\$1305	\$1466	\$2123	\$2468
CFH36D	36" Dia.	63	33"- X	\$948	\$964	\$1076	\$1174	\$1368	\$1530	\$1723	\$2460	\$2838
CFH36S	36" Sq.	67	33"- X	\$982	\$999	\$1115	\$1214	\$1414	\$1580	\$1780	\$2545	\$2940

Note: FTBH option is required with STH option when ordering rectangle flip-top tables over 29" table height.

OPTIONS

Add upcharge to list price and code to model number

FLIP-X	Flip-Top per X-base	\$125
FLIP-T	Flip-Top for two T-legs	\$358
SB	Stretcher Bar for tables under 72"	\$80
STH	Special Table Height (other than 29")	\$150 per base
RP	Painted Foot-ring for Bar Height	\$110
CAS	Mobile Casters per table	\$98

PC	Polished Chrome (X and T Bases)	\$90 per base
GD	Ganging per table	\$95
ULW	Ultra Lightweight Top	\$190
RAD	Radius Corners for 3MM Edge	\$200 per table
FTBH	All t-base bar height tables with flip top	\$300



ORDERING INFORMATION

- | | |
|----------------------------|-------------------------------|
| 1) Series Name | 6) Laminate Selection and No. |
| 2) Model Number | 7) Edge Style Code and Color |
| 3) Size | 8) Wood Species |
| 4) Quantity | 9) Wood Stain Color |
| 5) Powder Coat Frame Color | 10) Optional Items |

CROSSFIRE TRAINING BASE SPECIFICATIONS

Crossfire T Base

- Table Height** Table height is 29" to 30" depending on table top specified.
- Column** 2.25" diameter 14 gauge steel tubing welded to top plate.
- Base** Diecast aluminum tubing – 20", 26" spreads
- Plate** 8" x 8" square 12 gauge stamped steel
5" x 5" or 2" x 4" 12 gauge stamped steel (Flip-Top or Folding)
- Glides** Adjustable zinc rubber cushion steel glides
- Assembly** Top plate is welded to the vertical column and the vertical column is welded to the horizontal base plate. No tie rod assembly. Base mounts to tabletop with ¼-20 x 1" machine screws into metal inserts in top. Stretcher steel bars are used on tops 72" and longer.
- Finish** Choice of standard powder coat colors – See "Color Selections" brochure

Flip-Top Mechanism

Aluminum die-cast top plate and aluminum housing with single handle cable release.

Folding Mechanism

Nylon injection molded housing, cast aluminum pivot and metal locking slider. Rigid, taper locking design is activated by single lever that also locks in folded position.

TABLE TOP SPECIFICATIONS

Table Tops

Table top core is CARB Phase I & Phase II Compliant. Laminate, wood veneer and phenolic backing are glued with water based adhesives.

Ultra-Lightweight Table Tops

Ultra-lightweight tables have an exceptionally strong manufactured MDF top made from 100% recovered and recycled wood fiber with at least 25% post-industrial recycled fiber; the balance consisting of recovered waste fiber. Ultra-light tables are 18% lighter than standard tables.



GLIDE DETAIL



STATIONARY T-BASE

FINISHES

Laminate/Veneer Selections

ERG offers over 1000 standard laminate choices from Nevamar, Wilsonart, Formica and Pionite. Wood veneer is available in transparent stain colors - custom stain matching available.

Edge Selections:

ERG offers a wide variety of table top edge materials including PVC, wood, aluminum and resin/urethane.
Special Edge Note: When ganging or butting tables together, ERG recommends using 3MM flat edge or flat wood edge. Square tables using PVC T-edge will have a 2" radius on all corners.

OPTIONS

- CODE: FLIPT - Flip-Top for two T-legs
- CODE: SB - Stretcher bar for tables under 72"
- CODE: FOLD - Lightweight Folding Leg Mechanism per table
- CODE: STH - Special Table Height (any table height other than 29")
- CODE: ULW - Ultra-lightweight table top
- CODE: CAS3 - 3" Mobile Casters
- CODE: GD - Ganging per table
- CODE: PC - Polished Chrome
- CODE: CIN - Crossfire Inline Nesting
- CODE: RAD - Radius Corners for 3MM Edge
- CODE: FTBH - Flip top support bar for rectangular bar height tables.
(Maximum table top size 30x72)
- TABLE ACCESSORIES – Modesty Panels, Bridges, Grommets, Wire Management, Power & Communication Options, Table Dollies – see appropriate section in price list

Note: When ordering modesty panel, table and panel must have 3MM edge.



CROSSFIRE SLANTED LEGS WITH CASTERS

MODEL / DESCRIPTION / LIST PRICING

CROSSFIRE | RECTANGLE

Model Number	Table Top Size	Shpg. Wght.	Base Spread	LAMINATE TOP ASSORTED EDGES							VENEER TOP	
				GRP 1	GRP 2	GRP 3	GRP 4	GRP 5	GRP 6	GRP 7	GRP 8	GRP 9
CF2436	24 X 36	61	2-20"- T	\$695	\$710	\$807	\$890	\$1056	\$1195	\$1362	\$1852	\$2084
CF2448	24 X 48	70	2-20"- T	\$733	\$748	\$858	\$953	\$1142	\$1300	\$1489	\$1977	\$2197
CF2460	24 X 60	79	2-20"- T	\$770	\$788	\$910	\$1016	\$1227	\$1403	\$1615	\$2102	\$2310
CF2472	24 X 72	88	2-20"- T	\$927	\$947	\$1084	\$1200	\$1434	\$1629	\$1862	\$2492	\$2780
CF2484	24 X 84	97	2-20"- T	\$984	\$1006	\$1162	\$1296	\$1562	\$1785	\$2053	\$2681	\$2952
CF2496	24 X 96	106	2-20"- T	\$1021	\$1045	\$1214	\$1360	\$1649	\$1890	\$2180	\$2807	\$3064
CF3036	30 X 36	68	2-26"- T	\$730	\$744	\$854	\$947	\$1134	\$1289	\$1475	\$1965	\$2186
CF3048	30 X 48	79	2-26"- T	\$774	\$792	\$917	\$1023	\$1237	\$1415	\$1630	\$2117	\$2323
CF3060	30 X 60	90	2-26"- T	\$819	\$840	\$980	\$1099	\$1341	\$1541	\$1782	\$2268	\$2459
CF3072	30 X 72	102	2-26"- T	\$984	\$1007	\$1163	\$1298	\$1565	\$1787	\$2055	\$2683	\$2953
CF3084	30 X 84	113	2-26"- T	\$1048	\$1074	\$1253	\$1407	\$1713	\$1968	\$2273	\$2899	\$3147
CF3096	30 X 96	124	2-26"- T	\$1094	\$1121	\$1316	\$1483	\$1817	\$2094	\$2428	\$3051	\$3283
CF3648	36 X 48	88	2-26"- T	\$825	\$845	\$988	\$1111	\$1355	\$1558	\$1803	\$2288	\$2359
CF3660	36 X 60	102	2-26"- T	\$878	\$901	\$1063	\$1200	\$1476	\$1705	\$1982	\$2465	\$2638
CF3672	36 X 72	115	2-26"- T	\$1052	\$1076	\$1256	\$1410	\$1718	\$1974	\$2283	\$2906	\$3155
CF3684	36 X 84	129	2-26"- T	\$1124	\$1152	\$1358	\$1532	\$1884	\$2177	\$2527	\$3149	\$3374
CF3696	36 X 96	142	2-26"- T	\$1176	\$1208	\$1431	\$1622	\$2004	\$2324	\$2707	\$3327	\$3532

Note: FTBH option is required with STH option when ordering rectangle flip-top tables over 29" table height.

OPTIONS

Add upcharge to list price and code to model number

FLIP-T	Flip-Top for two t-legs	\$358
SB	Stretcher Bar for tables under 72"	\$80
FOLD	Lightweight Folding Leg Mechanism per table	\$298
STH	Special Table Height (other than 29")	\$150 per leg
ULW	Ultra-lightweight table top	\$190
CAS3	3" Mobile Casters (2 Casters per leg)	\$25 each

GD	Ganging per table	\$95
PC	Polished Chrome	\$90 per leg
CIN	Crossfire Inline Nesting	\$65
RAD	Radius Corners for 3MM Edge	\$200 per table
FTBH	All t-base bar height tables with flip top	\$300

MODEL / DESCRIPTION / LIST PRICING

CROSSFIRE | TRAPEZOID

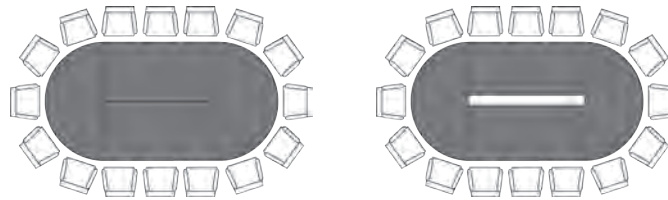


Model Number	Table Top Size	Shpg. Wght.	Base Spread	LAMINATE TOP ASSORTED EDGES							VENEER TOP	
				GRP 1	GRP 2	GRP 3	GRP 4	GRP 5	GRP 6	GRP 7	GRP 8	GRP 9
CFT2448	24 X 48	70	2-20"- T	\$863	\$884	\$1041	\$1174	\$1441	\$1662	\$1930	\$2413	\$2590
CFT2460	24 X 60	79	2-20"- T	\$944	\$970	\$1153	\$1310	\$1625	\$1888	\$2203	\$2683	\$2833
CFT3060	30 X 60	90	2-26"- T	\$985	\$1013	\$1212	\$1382	\$1722	\$2006	\$2346	\$2825	\$2960
CFT3672	36 X 72	115	2-26"- T	\$1210	\$1243	\$1478	\$1680	\$2082	\$2419	\$2820	\$3440	\$3634

CROSSFIRE | SECTIONAL | HALF ROUND



Model Number	Table Top Size	Shpg. Wght.	Base Spread	LAMINATE TOP ASSORTED EDGES							VENEER TOP	
				GRP 1	GRP 2	GRP 3	GRP 4	GRP 5	GRP 6	GRP 7	GRP 8	GRP 9
CFHR2448	24 X 48	70	2-20"- T	\$978	\$1006	\$1201	\$1369	\$1705	\$1986	\$2322	\$2800	\$2939
CFHR3060	30 X 60	90	2-20"- T	\$1057	\$1089	\$1313	\$1505	\$1888	\$2207	\$2590	\$3066	\$3177
CFHR3672	36 X 72	115	2-26"- T	\$1282	\$1319	\$1579	\$1802	\$2248	\$2620	\$3066	\$3682	\$3852



SAMPLE CONFIGURATIONS

Note: FTBH option is required with STH option when ordering rectangle flip-top tables over 29" table height.

OPTIONS

Add upcharge to list price and code to model number

FLIP-T	Flip-Top for two t-legs	\$358
SB	Stretcher Bar for tables under 72"	\$80
FOLD	Lightweight Folding Leg Mechanism per table	\$298
STH	Special Table Height (other than 29")	\$150 per leg
ULW	Ultra-lightweight table top	\$190

CAS3	3" Mobile Casters (2 Casters per leg)	\$25 each
GD	Ganging per table	\$95
PC	Polished Chrome	\$90 per leg
FTBH	All t-base bar height tables with flip top	\$300
CIN	Crossfire Inline Nesting	\$65



CONFERENCE TABLE WITH Y-BASE
AND OPTIONAL OVAL TOP

Note: Y-leg base pricing includes floor crossbar.

ORDER INFORMATION

- | | |
|----------------------------|-------------------------------|
| 1) Series Name | 6) Laminate Selection and No. |
| 2) Model Number | 7) Edge Style Code and Color |
| 3) Size | 8) Wood Species |
| 4) Quantity | 9) Wood Stain Color |
| 5) Powder Coat Frame Color | 10) Optional Items |

CROSSFIRE CONFERENCE SPECIFICATIONS

Conference Base

Table Height	Table height is 29" to 30" depending on table top specified.
Column	2.25" diameter 14 gauge steel tubing welded to top plate.
Base	Diecast aluminum tubing - 36" TT or 36" Y-Base
Plate	8" x 8" square 12 gauge stamped steel
Glides	Adjustable zinc rubber cushion steel glides
Assembly	Top plate is welded to the vertical column and the vertical column is bolted to the horizontal base and crossbar (on Y-base). No tie rod assembly. Base mounts to tabletop with 1/4-20 x 1" machine screws into metal inserts in top.
Finish	Choice of standard powder coat colors - See "Color Selections" brochure

Table Tops

Table top core is CARB Phase I & Phase II Compliant. Laminate, wood veneer and phenolic backing are glued with water based adhesives.

Edge Selections

ERG offers a wide variety of table top edge materials including PVC, wood and laminate.

FINISHES

Table Bases and Legs

Finished in your choice of standard powder coat colors. Finishes listed at beginning of price list. For colors refer to "Color Selections" brochure. For actual color samples, please call Customer Service.

Laminate/Veneer Selections

ERG offers over 1000 standard laminate choices from Nevamar, Wilsonart, Formica and Pionite. Wood veneer is available in transparent stain colors - custom stain matching available.

OPTIONS

- CODE: STH - Special Table Height (any table height other than 29")
- CODE: GD - Ganging per table
- CODE: CRT - Racetrack table top
- CODE: COT - Oval table top
- CODE: CBT - Boat table top
- CODE: PC - Polished Chrome
- CODE: CAT - Almost Rectangle Table Top.
- CODE: RAD - Radius Corners for 3MM Edge
- TABLE ACCESSORIES - Modesty Panels, Bridges, Grommets, Wire Management, Power & Communication Options, Table Dollies - see appropriate section in price list.

Note: When ordering modesty panel, table and panel must have 3MM edge.

MODEL / DESCRIPTION / LIST PRICING

CROSSFIRE | CONFERENCE | RECTANGLE

RECTANGLE

Model Number	Table Top Size	Shpg. Wght.	Base Spread	LAMINATE TOP ASSORTED EDGES									VENEER TOP	
				GRP 1	GRP 2	GRP 3	GRP 4	GRP 5	GRP 6	GRP 7	GRP 8	GRP 9		
CF4272	42 X 72	129	2-34TT	\$2038	\$2081	\$2384	\$2644	\$3163	\$3596	\$4115	\$5487	\$6111		
CF4284	42 X 84	144	2-34TT	\$2123	\$2168	\$2493	\$2770	\$3326	\$3789	\$4345	\$5744	\$6366		
CF4296	42 X 96	160	2-34TT	\$2183	\$2232	\$2578	\$2874	\$3466	\$3960	\$4552	\$5948	\$6550		
CF4872	48 X 72	142	2-34TT	\$2087	\$2134	\$2454	\$2729	\$3277	\$3736	\$4284	\$5654	\$6261		
CF4884	48 X 84	160	2-34TT	\$2325	\$2374	\$2718	\$3012	\$3604	\$4095	\$4686	\$6255	\$6970		
CF4896	48 X 96	178	2-34TT	\$2393	\$2445	\$2814	\$3130	\$3761	\$4287	\$4918	\$6485	\$7177		
CF48108*	48 X 108	196	3-34TT	\$2558	\$2613	\$3005	\$3341	\$4014	\$4575	\$5247	\$6927	\$7670		
CF48120*	48 X 120	214	3-34TT	\$2626	\$2685	\$3102	\$3459	\$4172	\$4767	\$5480	\$7156	\$7878		
CF48144*	48 X 144	250	3-34TT	\$3100	\$3166	\$3630	\$4028	\$4824	\$5486	\$6282	\$8356	\$9294		
CF6096	60 X 96	214	2-34TT	\$2715	\$2775	\$3190	\$3545	\$4255	\$4845	\$5557	\$7347	\$8145		
CF60108*	60 X 108	237	3-34TT	\$2848	\$2912	\$3355	\$3735	\$4496	\$5129	\$5889	\$7735	\$8543		
CF60120*	60 X 120	259	3-34TT	\$3004	\$3072	\$3545	\$3950	\$4761	\$5437	\$6248	\$8177	\$9012		
CF60144*	60 X 144	304	3-34TT	\$3629	\$3705	\$4237	\$4692	\$5604	\$6364	\$7277	\$9746	\$10881		

* Asterisk after model number indicates 2 piece tops with center seam for tables over 96" and longer

CROSSFIRE | CONFERENCE | RECTANGLE Y-BASE

Model Number	Table Top Size	Shpg. Wght.	Base Spread	LAMINATE TOP ASSORTED EDGES									VENEER TOP	
				GRP 1	GRP 2	GRP 3	GRP 4	GRP 5	GRP 6	GRP 7	GRP 8	GRP 9		
CFY3672	36 X 72	115	2-33Y	\$2038	\$2081	\$2384	\$2644	\$3163	\$3596	\$4115	\$5487	\$6111		
CFY3684	36 X 84	129	2-33Y	\$2123	\$2168	\$2493	\$2770	\$3326	\$3789	\$4345	\$5744	\$6366		
CFY3696	36 X 96	142	2-33Y	\$2183	\$2232	\$2578	\$2874	\$3466	\$3960	\$4552	\$5948	\$6238		
CFY4272	42 X 72	129	2-33Y	\$2087	\$2134	\$2454	\$2729	\$3277	\$3736	\$4284	\$5654	\$6261		
CFY4284	42 X 84	144	2-33Y	\$2325	\$2374	\$2718	\$3012	\$3604	\$4095	\$4686	\$6255	\$6970		
CFY4296	42 X 96	160	2-33Y	\$2393	\$2445	\$2814	\$3130	\$3761	\$4287	\$4918	\$6485	\$7177		
CFY4872	48 X 72	142	2-33Y	\$2558	\$2613	\$3005	\$3341	\$4014	\$4575	\$5247	\$6927	\$7670		
CFY4884	48 X 84	160	2-33Y	\$2626	\$2685	\$3102	\$3459	\$4172	\$4767	\$5480	\$7156	\$7878		
CFY4896	48 X 96	178	2-33Y	\$3100	\$3166	\$3630	\$4028	\$4824	\$5486	\$6282	\$8356	\$9294		

Note: Y-leg base pricing includes floor crossbar.

OPTIONS

Add upcharge to list price and code to model number

GD	Ganging per table	\$95
CRT	Racetrack table top	add 20%
COT	Oval table top	add 20%
CBT	Boat table top	add 25%
PC	Polished Chrome - TT-Base	\$150 per base

PC	Polished Chrome - Y-Bases & Crossbar	\$225 per table
STH	Special Table Height - any height other than 29"	\$350 per table
RAD	Radius Corners for 3MM Edge	\$200 per table
CAT	Almost Rectangle table top	add 25%



CROSSFIRE OCCASIONAL TABLE WITH
OPTIONAL POLISHED CHROME BASE AND KRYSTALCAST™ TOP

ORDERING INFORMATION

- | | |
|----------------------------|-------------------------------|
| 1) Series Name | 6) Laminate Selection and No. |
| 2) Model Number | 7) Edge Style Code and Color |
| 3) Size | 8) Optional Items |
| 4) Quantity | |
| 5) Powder Coat Frame Color | |

CROSSFIRE OCCASIONAL BASE SPECIFICATIONS

Table Height	Table height is 17".
Column	2.25" diameter 14 gauge steel tubing welded to top plate.
Base	Diecast aluminum – 20", 26", 33" and 38" X-base spreads.
Plate	8" x 8" square 12" X 12" square
Glides	Adjustable zinc rubber cushion glides
Assembly	Top plate is welded to the vertical column and the vertical column is bolted to the horizontal base. No tie rod assembly. Base mounts to tabletop with ¼-20 x 1" machine screws into metal inserts in top.
Finish	Choice of standard powder coat colors – See "Color Selections" brochure.

TABLE TOP SPECIFICATIONS

Table Tops

Table top core is CARB Phase I & Phase II Compliant. Laminate, wood veneer and phenolic backing are glued with water based adhesives.

FINISHES

Laminate/Veneer Selections

ERG offers over 1000 standard laminate choices from Nevamar, Wilsonart, Formica and Pionite. Wood veneer is available in transparent stain colors - custom stain matching available.

Edge Selections:

ERG offers a wide variety of table top edge materials including PVC and wood.

OPTIONS

- CODE: PC - Polished Chrome
- CODE: STH - Special Table Height



GLIDE DETAIL

MODEL / DESCRIPTION / LIST PRICING

CROSSFIRE | OCCASIONAL | ROUND



Model Number	Table Top Size	Table Height	Table Shape	Shpg. Weight	LAMINATE TOP EDGE 2B OR 3A	VENEER TOP EDGE 8G	SOLID SURFACE TOP
CFO18D	18" Dia.	17"	round	35 lbs.	\$761	\$1815	CALL
CFO24D	24" Dia.	17"	round	40 lbs.	\$771	\$1825	CALL
CFO30D	30" Dia.	17"	round	45 lbs.	\$796	\$1850	CALL
CFO36D	36" Dia.	17"	round	50 lbs.	\$875	\$2082	CALL
CFO42D	42" Dia.	17"	round	35 lbs.	\$1025	\$2516	CALL
CFO48D	48" Dia.	17"	round	40 lbs.	\$1117	\$2813	CALL

CROSSFIRE | OCCASIONAL | SQUARE



Model Number	Table Top Size	Table Height	Table Shape	Shpg. Weight	LAMINATE TOP EDGE 2B OR 3A	VENEER TOP EDGE 8G	SOLID SURFACE TOP
CFO24S	24"X24"	17"	square	35 lbs.	\$751	\$1783	CALL
CFO30S	30"X30"	17"	square	40 lbs.	\$776	\$1808	CALL
CFO36S	36"X36"	17"	square	45 lbs.	\$904	\$2156	CALL
CFO42S	42"X42"	17"	square	50 lbs.	\$1029	\$2525	CALL

CROSSFIRE | OCCASIONAL | RECTANGLE



Model Number	Table Top Size	Table Height	Table Shape	Shpg. Weight	LAMINATE TOP EDGE 2B OR 3A OR SELF EDGE	VENEER TOP EDGE 8G	SOLID SURFACE TOP
CFO2448	24x48	17"	rectangle	52 lbs.	\$1238	\$2467	CALL
CFO2460	24x60	17"	rectangle	56 lbs.	\$1278	\$2592	CALL

OPTIONS

Add upcharge to list price and code to model number

PC	Polished Chrome	\$90	STH	Special Table Height	\$150
----	-----------------	------	-----	----------------------	-------



CUBE PLUS OCCASIONAL TABLE


Cube Occasional Tables features covered top and laminate sides. Contrasting laminates, solid wood inlay top edge and a recessed base can give you various combinations.



OVAL TABLE



ROUND TABLE WITH OPTIONAL WOOD INLAY TOP EDGE AND RECESSED BASE



SQUARE END TABLE

ORDERING INFORMATION

- | | |
|-----------------|---------------------------|
| 1) Series Name | 4) Laminate Name & Number |
| 2) Model Number | 5) Optional Items |
| 3) Quantity | |

CUBE PLUS SPECIFICATIONS

Table

Tables are covered top and sides with high pressure laminate, or choose Optional Two Different Color Laminates: top portion of table in one color, sides of table in another color.

- Square tables feature a 3" corner radius

Table Tops

ERG offers over 1000 standard laminate choices from Nevamar, Wilsonart, Formica and Pionite. Wood veneer in transparent stain colors and custom stain matching are also available. Solid Surface, 3Form Chroma and stone table tops will be quoted upon request

Glides

Four factory installed steel glides.

OPTIONS


- CODE: 2LC - Two Color Laminate Choices - top portion of table (& recessed base) in one color, sides of table in another color.
- CODE: STH - Special Table Height - under 17"
- CODE: STH+ - Special Table Height - between 17" and 24"
- CODE: STH24+ - Special Table Height - between 24" and 29"
- CODE: RB - Recessed Base
- CODE: CPI - Solid Maple Wood Inlay - top edge
- TABLE ACCESSORIES - Wire Management, Power & Communication Options - see Accessories section in price list or call for quote.



SQUARE TABLE WITH SOLID SURFACE TOP AND OPTIONAL RECESSED BASE



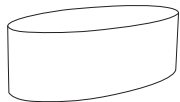
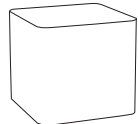
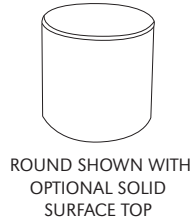
ROUND END TABLE



SQUARE END TABLE

MODEL / DESCRIPTION / LIST PRICING

CUBE PLUS OCCASIONAL TABLES



Model	Table Size	Table Height	Table Shape	Shipping Weight.	LAMINATE	WOOD VENEER
CUB18D	18" dia.	17"	round	29 lbs.	\$952	\$1238
CUB18DT	18" dia.	24"	round	36 lbs.	\$1203	\$1564
CUB24D	24" dia.	17"	round	50 lbs.	\$1135	\$1390
CUB24DT	24" dia.	24"	round	60 lbs.	\$1330	\$1710
CUB30D	30" dia.	17"	round	109 lbs.	\$1397	\$2005
CUB30DT	30" dia.	24"	round	119 lbs.	\$1531	\$2064
CUB36D	36" dia.	17"	round	121 lbs.	\$1650	\$2330
CUB36DT	36" dia.	24"	round	129 lbs.	\$1780	\$2590
CUB18S	18 x 18"	17"	square	40 lbs.	\$1072	\$1490
CUB18ST	18 x 18"	24"	square	48 lbs.	\$1206	\$1630
CUB24S	24" x 24"	17"	square	60 lbs.	\$1275	\$1820
CUB24ST	24" x 24"	24"	square	69 lbs.	\$1434	\$1892
CUB30S	30" x 30"	17"	square	95 lbs.	\$1568	\$1936
CUB30ST	30" x 30"	24"	square	105 lbs.	\$1694	\$1990
CUB36S	36" x 36"	17"	square	140 lbs.	\$1854	\$2824
CUB36ST	36" x 36"	24"	square	151 lbs.	\$2037	\$2996
CUB1827	18" x 27"	17"	oval	45 lbs.	\$1409	\$2040
CUB2234	22" x 34"	17"	oval	60 lbs.	\$1649	\$2609

NOTE: SOLID SURFACE TOPS ARE AVAILABLE, PLEASE CALL FOR QUOTE

OPTIONS

Add upcharge to list price and code to model number

2LC	Two Laminate Color Choices - add to list price	\$125
RB	Recessed Base	\$150
CPI	Solid Maple Wood Inlay - top edge	\$850


STH	Special Table Height less than 17"	\$150
STH+	Special Table Height between 17" and 24"	\$185
STH24+	Special Table Height between 24" and 29"	\$225

DAL BENCH

The Dal Bench features two- and three-seat benches on metal or wood frames. Dal fully upholstered benches easily coordinate with any public space.



THREE SEAT WOOD FRAME BENCH



TWO SEAT METAL FRAME BENCH

ORDERING INFORMATION

To Order Please Specify:

- | | |
|-----------------|--------------------------|
| 1) Series Name | 4) Frame Color |
| 2) Model Number | 5) Fabric Grade & Number |
| 3) Quantity | 6) Optional Items |

DAL GENERAL SPECIFICATIONS

Frame Construction

Frame assembly is welded 1" x 1.5" steel construction. All welds are hand brazed to a smooth finish. Wood frames are 1.25" x 2" solid Maple wood. Bench seats feature a 1" multi-ply wood support.

Upholstery

All foam is fully bonded to frame. Seat cushions are 4" graded high resiliency (H.R.) block foam, covered entirely with special bonded polyester fiber to protect final upholstery. ERG uses only water based glues and adhesives in our upholstery process. Seat is covered in choice of fabric, vinyl, crypton, leather or COM.

Glides

Nylon glides are factory installed on all benches.

COLORS / FINISHES

Metal Frame Finish Colors:

Standard powder coat colors available.


Wood Frame Finish Colors:

Standard transparent stain colors available.

OPTIONS

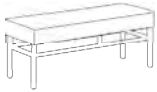
- CODE: FR - CA133 Fire Retardant.
- CODE: MB - Moisture Barrier.
- CODE: SBH - Special Height.

DIMENSIONS	2-Seat Bench 16"	2-Seat Bench 20"	3-Seat Bench 16"	3-Seat Bench 20"
Overall Length:	44"	44"	66"	66"
Overall Depth:	16"	20"	16"	20"
Seat Height:	18"	18"	18"	18"
Qty./Wt.:	1 ea./110 lbs.	1 ea./120 lbs.	1 ea./130 lbs.	1 ea./140 lbs.



METAL FRAME THREE SEAT BENCH

MODEL / DESCRIPTION / LIST PRICING



511 Metal Two Seat Bench - 16" x 44"

COM Yardage: 2 Yds.

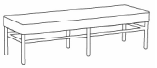
COM	GR1	GR2	GR3	GR4	GR5	GR6	GR7	GR8	GR9	GR10	LEA
\$1911	\$2045	\$2127	\$2211	\$2300	\$2392	\$2487	\$2587	\$2690	\$2799	\$2911	\$3440



517 Metal Two Seat Bench - 20" x 44"

COM Yardage: 2.5 Yds.

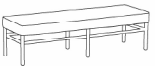
COM	GR1	GR2	GR3	GR4	GR5	GR6	GR7	GR8	GR9	GR10	LEA
\$1977	\$2116	\$2200	\$2288	\$2379	\$2475	\$2574	\$2677	\$2784	\$2895	\$3011	\$3559



513 Metal Three Seat Bench - 16" x 66"

COM Yardage: 2.75 Yds.

COM	GR1	GR2	GR3	GR4	GR5	GR6	GR7	GR8	GR9	GR10	LEA
\$2529	\$2706	\$2814	\$2926	\$3044	\$3165	\$3292	\$3424	\$3561	\$3703	\$3851	\$4552



519 Metal ThreeSeat Bench - 20" x 66"

COM Yardage: 3 Yds.

COM	GR1	GR2	GR3	GR4	GR5	GR6	GR7	GR8	GR9	GR10	LEA
\$2637	\$2821	\$2934	\$3052	\$3173	\$3300	\$3433	\$3570	\$3712	\$3861	\$4016	\$4746

OPTIONS

Add upcharge to list price and code to model number

FR	CA 133 Fire Retardant - per yd.	\$90/yd.
MB	Moisture Barrier - per seat	\$125

SBH	Special Height - each piece	\$295
-----	-----------------------------	-------

DIMENSIONS	2-Seat Bench 16"	2-Seat Bench 20"	3-Seat Bench 16"	3-Seat Bench 20"
Overall Length:	44"	44"	66"	66"
Overall Depth:	16"	20"	16"	20"
Seat Height:	18"	18"	18"	18"
Qty./Wt.:	1 ea./100 lbs.	1 ea./110 lbs.	1 ea./120 lbs.	1 ea./130 lbs.



THREE SEAT WOOD BENCH

MODEL / DESCRIPTION / LIST PRICING



511W Wood Two Seat Bench - 16" x 44"

COM Yardage: 2 Yds.

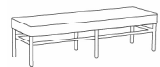
COM	GR1	GR2	GR3	GR4	GR5	GR6	GR7	GR8	GR9	GR10	LEA
\$2033	\$2175	\$2263	\$2354	\$2447	\$2545	\$2647	\$2753	\$2862	\$2978	\$3096	\$3660



517W Wood Two Seat Bench - 20" x 44"

COM Yardage: 2.5 Yds.

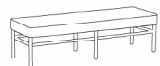
COM	GR1	GR2	GR3	GR4	GR5	GR6	GR7	GR8	GR9	GR10	LEA
\$2221	\$2376	\$2471	\$2570	\$2673	\$2779	\$2890	\$3007	\$3126	\$3252	\$3381	\$3996



513W Wood Three Seat Bench - 16" x 66"

COM Yardage: 2.75 Yds.

COM	GR1	GR2	GR3	GR4	GR5	GR6	GR7	GR8	GR9	GR10	LEA
\$2690	\$2879	\$2994	\$3114	\$3238	\$3368	\$3503	\$3643	\$3788	\$3941	\$4098	\$4843



519W Wood Three Seat Bench - 20" x 66"

COM Yardage: 3 Yds.

COM	GR1	GR2	GR3	GR4	GR5	GR6	GR7	GR8	GR9	GR10	LEA
\$3015	\$3226	\$3356	\$3490	\$3629	\$3774	\$3925	\$4082	\$4246	\$4416	\$4592	\$5427

OPTIONS

Add upcharge to list price and code to model number

FR	CA 133 Fire Retardant - per yd.	\$90/yd.	SBH	Special Height - each piece	\$295
MB	Moisture Barrier - per seat	\$125			

HIGH PRESSURE
LAMINATES
LPS
available on Dekko

DEKKO CHAIR COLLECTION

Dekko chair features a one piece Beech wood shell available with several veneer species and many design options on five frame styles. Dekko shells also available in LPS, see LPS section for details.



4-LEG CHAIR



FULLY UPHOLSTERED WITH
OFFSET TWO FABRIC

ORDERING INFORMATION

To Order Please Specify:

- | | |
|------------------------------|---|
| 1) Series Name | 7) Fabric Grade & Number |
| 2) Model Number | 8) Back Cutout Design Option |
| 3) Quantity | 9) Optional Items |
| 4) Wood Stain Finish Color | 10) Back Cutouts |
| 5) Epoxy Frame Color | 11) Engraving |
| 6) Arm Cap Color (Angle Arm) | 12) LPS (Laminate Plywood Seating) |

DEKKO CHAIR GENERAL SPECIFICATIONS

Shell

- Compound angle .50" thick multi-ply Beech wood shell.
- Shell is available with vertical running wood grain.

Upholstery

- Shell or upholstered inserts can be finished in choice of fabric, vinyl, crypton, leather or approved COM.

Frames

- Sled base frames are .75" diameter, 14 gauge continuous steel tubing.
- 4-Leg frames are .75" diameter, 14 gauge steel tubing with hand brazed welds, available in café and bar stool heights.
- 4-Leg café height are available with arms and with optional casters.

Glides

- Factory installed self leveling steel glides.
- Sled frames come with clear polyvinyl glides.

Stacking

- Both chair and stools stack 4-6 high on the floor.

COLORS / FINISHES

Wood Stain Finish Colors:

Standard wood stain colors.

Frame Finish Colors:

Standard powder coat colors.

Optional polished chrome available with upcharge.

OPTIONS

- CODE: FR - CA133 Fire Retardant.
- CODE: MB - Moisture Barrier.
- CODE: UBI - Upholstered Back Insert.
- CODE: 2FO/C - Two Fabric Option (front - back).
- CODE: O2FO/C - Two Fabric Option (offset).
- CODE: CAS2 - 2" Black Casters for Models 744 & 746.
- CODE: TT - Two Tone stain colors (For solid, no hole back design only).
- CODE: ENG - Laser Engraved.
- CODE: SQ - Square Hole Cutout Back Design.
RD - Round Hole Cutout Back Design.
RECT - Rectilinear Hole Cutout Design.-
- CODE: PC - Polished Chrome.
- CODE: PC-S - Polished Chrome finish - Sled Base
- CODE: LPS - Laminate Plywood Seating.
- CODE: HG - Hand Grip Cutout.



SOLID BACK



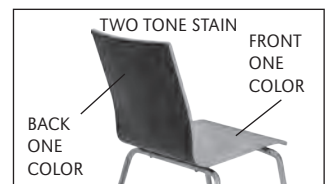
ROUND HOLE



SQUARE HOLE



RECTILINEAR HOLE



DIMENSIONS	4 Leg Chair	Sled Base
Seat Width:	17.5"	17.5"
Seat Depth:	15.5"	15.5"
Seat Height:	17.5"	17.5"
Back Height:	33.5"	33.5"
Overall Width:	20.5"	20.5"
Overall Depth:	22"	22"
Qty./Wt. per carton:	3 ea./50 lbs.	3 ea./50 lbs.



FULLY UPHOLSTERED



SLED BASE

MODEL / DESCRIPTION / LIST PRICING



744 4-Leg Chair - Single Piece Beech wood Shell



Chair
\$440

744/SI 4-Leg Chair - Single Piece Beech wood Shell, Upholstered Seat Insert

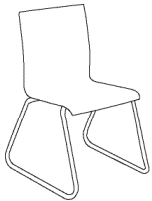
COM Yardage: 0.75 Yds

COM	GR1	GR2	GR3	GR4	GR5	GR6	GR7	GR8	GR9	GR10	LEA
\$558	\$597	\$621	\$646	\$671	\$699	\$726	\$756	\$785	\$817	\$850	\$1005

744/U 4-Leg Chair - Fully Upholstered Shell

COM Yardage: 1.5 Yds

COM	GR1	GR2	GR3	GR4	GR5	GR6	GR7	GR8	GR9	GR10	LEA
\$574	\$614	\$640	\$665	\$692	\$719	\$748	\$777	\$809	\$840	\$874	\$1033



740 Sled Base Chair - Single Piece Beech wood Shell

Chair
\$476

740/SI Sled Base Chair - Single Piece Beech wood Shell, Upholstered Seat Insert

COM Yardage: 0.75 Yds

COM	GR1	GR2	GR3	GR4	GR5	GR6	GR7	GR8	GR9	GR10	LEA
\$596	\$638	\$663	\$690	\$717	\$746	\$775	\$806	\$838	\$872	\$907	\$1072

740/U Sled Base Chair - Fully Upholstered Shell

COM Yardage: 1.5 Yds

COM	GR1	GR2	GR3	GR4	GR5	GR6	GR7	GR8	GR9	GR10	LEA
\$611	\$653	\$679	\$707	\$734	\$764	\$795	\$826	\$860	\$894	\$929	\$1099

OPTIONS

Add upcharge to list price and code to model number

FR	CA 133 Fire Retardant - per yd.	\$90/yd.
MB	Moisture Barrier - Per Seat	\$68
UBI	Upholstered Back Insert - per back	\$95
2FO/C	Two Fabric Option (frnt - bk)	\$49
O2FO/C	Two Fabric Option (offset)	\$49
CAS2	2" Black Casters - for Models 744 & 746	\$22 each
TT	Two Tone Stains	\$75
ENG	Laser Engraving Back Design*	\$85

SQ	Square Hole Back Cutouts	\$75
RD	Round Hole Back Cutouts	\$75
RECT	Rectilinear Hole Back Cutouts	\$75
PC-S	Polished Chrome finish - Sled Base	\$120
PC	Polished Chrome finish - 4-leg Chair	\$38
LPS	Laminate Plywood Seating	Call
HG	Hand Grip Cutout	\$75

*One time setup fee of \$245. Minimum 12 chairs (of same design and series)

DIMENSIONS	Arm Chair
Seat Width:	17.5"
Seat Depth:	15.5"
Seat Height:	17.5"
Arm Height:	26"
Back Height:	33.5"
Overall Width:	20.5"
Overall Depth:	22"
Qty./Wt. per carton:	3 ea./62 lbs.



ANGLE ARM CHAIR

MODEL / DESCRIPTION / LIST PRICING



746 Angle Arm Chair - Single Piece Beech wood Shell

Chair
\$585

746/SI Angle Arm Chair - Single Piece Beech wood Shell, Upholstered Seat Insert

COM Yardage: 0.75 Yds

COM	GR1	GR2	GR3	GR4	GR5	GR6	GR7	GR8	GR9	GR10	LEA
\$677	\$724	\$753	\$783	\$815	\$848	\$881	\$916	\$953	\$991	\$1031	\$1218

746/U Angle Arm Chair - Fully Upholstered shell

COM Yardage: 1.5 Yds

COM	GR1	GR2	GR3	GR4	GR5	GR6	GR7	GR8	GR9	GR10	LEA
\$765	\$818	\$851	\$885	\$920	\$957	\$996	\$1035	\$1077	\$1120	\$1165	\$1376

OPTIONS

Add upcharge to list price and code to model number

FR	CA 133 Fire Retardant - per yd.	\$90/yd.
MB	Moisture Barrier - Per Seat	\$68
UBI	Upholstered Back Insert - per seat	\$95
2FO/C	Two Fabric Option (frnt - bk)	\$49
O2FO/C	Two Fabric Option (offset)	\$49
CAS2	2" Black Casters - for Models 744 & 746	\$22 each
TT	Two Tone Stains	\$75

ENG	Laser Engraving Back Design*	\$85
SQ	Square Hole Back Cutouts	\$75
RD	Round Hole Back Cutouts	\$75
RECT	Rectilinear Hole Back Cutouts	\$75
LPS	Laminate Plywood Seating	Call
HG	Hand Grip Cutout	\$75

*One time setup fee of \$245. Minimum 12 chairs (of same design and series)

HIGH PRESSURE
LAMINATES
LPS
available on Dekko

DEKKO STOOLS

Dekko Stool has a Beech wood shell offered in several veneer species and designs in two back heights on two frame styles. Dekko shells are available in LPS, see LPS section for details.



4-LEG DEMI BACK STOOL



4-LEG TALL BACK STOOL

ORDERING INFORMATION

To Order Please Specify:

- | | |
|----------------------------|--|
| 1) Series Name | 6) Fabric Grade & Number |
| 2) Model Number | 7) Back Cutout Design Option |
| 3) Quantity | 8) Optional Items |
| 4) Wood Stain Finish Color | 9) LPS (Laminate Plywood Seating) |
| 5) Epoxy Frame Color | |

DEKKO STOOL GENERAL SPECIFICATIONS

Shell

- Compound angle .50" thick multi-ply Beech wood shell.
- Shell is available in full or demi back with vertical running wood grain.
- Four specialty veneers are also offered for the Dekko shell (see options).

Upholstery

- Shell or upholstered inserts can be finished in choice of fabric, vinyl, crypton, leather or aproved COM.

Frame

- Dekko bar stool frames are .75" diameter, 14 gauge steel tubing with hand brazed welds.

Glides

- Factory installed self leveling steel glides.

COLORS / FINISHES

Wood Stain Finish Colors:

Standard wood stain colors.

Stool Frame Finish Colors:

Standard powder coat finishes

Optional polished chrome available with upcharge.

OPTIONS

- CODE: FR - CA133 Fire Retardant.
- CODE: MB - Moisture Barrier.
- CODE: UBI - Upholstered Back Insert.
- CODE: 2FO/C - Two Fabric Option (front - back).
- CODE: O2FO/C - Two Fabric Option (offset).
- CODE: TT - Two Tone Stains.
- CODE: ENG - Laser Engraving.
- CODE: CH - Counter Height (24" seat height)
- CODE: SH - Specialty Height (any custom height)
- CODE: SQ - Square Hole Back Cutout.
RD - Round Hole Back Cutout.
RECT - Rectilinear Hole Back Cutout
- CODE: PC - Polished Chrome frame finish.
- CODE: HG - Hand Grip Cutout.



DIMENSIONS	Demi Back Bar Stool	Tall Back Bar Stool
Seat Width:	17.5"	17.5"
Seat Depth:	15.5"	15.5"
Seat Height:	30"	30"
Back Height:	34.5"	44"
Overall Width:	22"	22"
Overall Depth:	24"	24"
Qty./Wt. per carton:	3 ea./62 lbs.	2 ea./46 lbs.



4-LEG DEMI BACK STOOL

MODEL / DESCRIPTION / LIST PRICING



743 Demi Back Stool

Chair
\$594

743/SI Demi Back Stool - Upholstered Seat Insert

COM Yardage: 0.75 Yds

COM	GR1	GR2	GR3	GR4	GR5	GR6	GR7	GR8	GR9	GR10	LEA
\$676	\$724	\$752	\$783	\$814	\$846	\$880	\$916	\$952	\$990	\$1030	\$1217



752 Tall Back Bar Stool



Chair
\$566

752/SI Tall Back Stool - Upholstered Seat Insert


COM Yardage: 0.75 Yds

COM	GR1	GR2	GR3	GR4	GR5	GR6	GR7	GR8	GR9	GR10	LEA
\$642	\$686	\$714	\$742	\$772	\$803	\$835	\$869	\$903	\$939	\$977	\$1155

752/U Tall Back Stool - Fully Upholstered Shell

COM Yardage: 1.5 Yds

COM	GR1	GR2	GR3	GR4	GR5	GR6	GR7	GR8	GR9	GR10	LEA
\$697	\$746	\$776	\$807	\$839	\$873	\$908	\$944	\$982	\$1021	\$1062	\$1255



OPTIONS

Add upcharge to list price and code to model number

FR	CA 133 Fire Retardant - per yd.	\$90/yd.
MB	Moisture Barrier - Per Seat	\$68
UBI	Upholstered Back Insert - per seat	\$95
2FO/C	Two Fabric Option (frnt - bk)	\$49
O2FO/C	Two Fabric Option (offset)	\$49
TT	Two Tone Stains	\$75
ENG	Laser Engraving Back Design*	\$85

CH	Counter Height (24" seat height)	\$28
SH	Specialty Height (any custom height)	\$28
SQ	Square Hole Back Cutouts	\$75
RD	Round Hole Back Cutouts	\$75
RECT	Rectilinear Hole Back Cutouts	\$75
PC	Polished Chrome finish - Bar Stool	\$58
HG	Hand Grip Cutout	\$75

*One time setup fee of \$245. Minimum 12 chairs (of same design and series)

DEL STOOLS

Del Stools feature an upholstered seat over 4" high resiliency foam in two heights with a fully welded square metal tube or solid hardwood frame.



METAL FRAME BAR STOOL



WOOD FRAME BAR STOOL

ORDERING INFORMATION

To Order Please Specify:

- | | |
|-----------------|---------------------------|
| 1) Series Name | 4) Frame Color/Wood Stain |
| 2) Model Number | 5) Fabric Grade & Number |
| 3) Quantity | 6) Optional Items |

DEL GENERAL SPECIFICATIONS

Upholstery

- Seat is fully upholstered over 4" high resiliency foam.
- Seat can be upholstered with choice of fabric, vinyl, crypton, leather or approved COM.

Frame

- Fully welded 1"x1" 14 gauge square steel tubing.
- Wood stool frames are solid 1.25" X 2" Maple wood.

Glides

- Factory installed polyvinyl glides.

Scuff Guard

- Standard factory installed stainless steel scuff guard.

COLORS / FINISHES

Frame Finish Colors:

- Standard powder coat colors.
- Standard wood stain colors.

OPTIONS

- CODE: FR - CA133 Fire Retardant.
- CODE: MB - Moisture Barrier.

STANDARD STAINLESS STEEL SCUFF GUARD DETAIL



METAL FRAME




WOOD FRAME

DIMENSIONS	Counter Stool	Bar Stool
Seat Height:	24"	30"
Overall Width:	15"	15"
Overall Depth:	15"	15"
Qty./Wt. per carton:	1 ea./33 lbs.	1 ea./35 lbs.



METAL FRAME COUNTER STOOL

MODEL / DESCRIPTION / LIST PRICING



5110 Counter Stool - Metal Frame

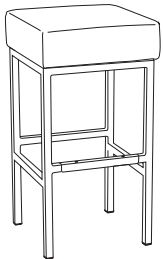
COM Yardage: 1.25 Yd

COM	GR1	GR2	GR3	GR4	GR5	GR6	GR7	GR8	GR9	GR10	LEA
\$728	\$779	\$810	\$842	\$876	\$911	\$947	\$985	\$1025	\$1066	\$1108	\$1310

5114 Counter Stool - Wood Frame

COM Yardage: 1.25 Yd

COM	GR1	GR2	GR3	GR4	GR5	GR6	GR7	GR8	GR9	GR10	LEA
\$739	\$791	\$823	\$855	\$890	\$925	\$962	\$1001	\$1041	\$1082	\$1126	\$1331



5112 Bar Stool - Metal Frame

COM Yardage: 1.25 Yd

COM	GR1	GR2	GR3	GR4	GR5	GR6	GR7	GR8	GR9	GR10	LEA
\$761	\$815	\$847	\$881	\$916	\$953	\$991	\$1031	\$1072	\$1115	\$1159	\$1370

5116 Bar Stool - Wood Frame

COM Yardage: 1.25 Yd

COM	GR1	GR2	GR3	GR4	GR5	GR6	GR7	GR8	GR9	GR10	LEA
\$772	\$826	\$859	\$893	\$929	\$966	\$1005	\$1045	\$1087	\$1130	\$1175	\$1389

OPTIONS

Add upcharge to list price and code to model number

FR	CA133 Fire Retardant per yard	\$90/yd.	MB	Moisture Barrier - Per Seat	\$68
----	-------------------------------	----------	----	-----------------------------	------

HURRY!
QUANTITIES
LIMITED!

DELFI SERIES

The Delfi Series chair features exceptional comfort. Contoured plastic shell is designed for long hours of sitting pleasure. Delfi multipurpose stacking chairs are available in 4 stacking frame styles.



4-LEG

DRASTICALLY
REDUCED



4-LEG W/ARMS

ORDERING INFORMATION

To Order Please Specify:

- | | |
|---------------------|--------------------------|
| 1) Series Name | 5) Frame Color |
| 2) Model Number | 6) Fabric Grade & Number |
| 3) Quantity | 7) Optional Items |
| 4) Poly Shell Color | |

DELFI GENERAL SPECIFICATIONS

Shell

- 100% Polypropylene two piece shell available in 11 shell colors.

Upholstery

- Upholstered insert on seat and back can be upholstered with choice of fabric, vinyl, crypton, leather or approved COM.

Frame

- Sled Base chair frame is .625" dia., 12 gauge continuous steel tubing.
- Four leg café chair and bar stool frames are .875" diameter, 12 gauge steel tubing.
- Four Leg with Elliptical Arms model 085 is 12 gauge steel tubing with 1.25" elliptical steel on arm section and .875" diameter on back legs.

Glides

- Sled base and arm chair includes clear, non-marking polyvinyl glides.
- Self leveling steel glides are installed on the 4-Leg chairs and stools.

Stacking

- Sled chairs stack 4 high on the floor, 16-18 high on a dolly.
- Upholstered sled stacks 8-10 on a dolly.
- Four leg chairs and stools stack 4 high on the floor.
- Four leg chairs stack 6-8 high on dolly.



#196 Stacking Chair Dolly

This dolly will accommodate Delfi Stacking Models. Square laminate base insert protects chairs. Approx. 25" x 25".

COLORS / FINISHES

Frame Finish Colors:

Standard powder coat finishes.

Optional polished chrome available with upcharge.

- Chrome not available on Bar and Counter Height Stools.

Polypropylene Shell Colors:

- | | |
|-------------|------------|
| • Black | • Burgundy |
| • White | • Gray |
| • Charcoal | • Plum |
| • Navy Blue | • Big Sky |
| • Persimmon | |

OPTIONS


- CODE: FR - CA133 Fire Retardant.
- CODE: MB - Moisture Barrier.
- CODE: JB - Jury Base - Includes swivel.
- CODE: PC - Polished chrome frame (chairs only).
- CODE: GD - Metal Ganging welded to frame. Not available for polished chrome.
- CODE: GD - Plastic Ganging.
- CODE: CH - Counter Height (24" seat height)
- CODE: SH - Specialty Height (any custom height)
- Dolly Model #196. Made of heavy duty steel. Available in black powder coated finish. Dolly specifications with chair models.

DIMENSIONS	4-Leg Stacking
Seat Width:	18.5"
Seat Depth:	17.5"
Seat Height:	18"
Back Height:	32"
Overall Width:	21"
Overall Depth:	18"
Qty./Wt. per carton:	4 ea./50 lbs.



4-LEG STACKING CHAIR
UPHOLSTERED SEAT AND BACK INSERTS

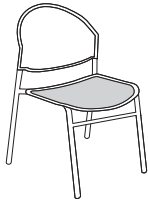
MODEL / DESCRIPTION / LIST PRICING



083 4-Leg Stacking Chair



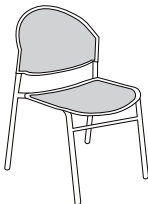
Chair
\$215



083/SI 4-Leg Stacking Chair with Upholstered Seat Insert

COM Yardage: 0.75 Yard

COM	GR1	GR2	GR3	GR4	GR5	GR6	GR7	GR8	GR9	GR10	LEA
\$325	\$348	\$362	\$376	\$391	\$407	\$423	\$440	\$458	\$476	\$495	\$585



083/S 4-Leg Stacking Chair with Upholstered Seat and Back Inserts

COM Yardage: 0.75 Yard

COM	GR1	GR2	GR3	GR4	GR5	GR6	GR7	GR8	GR9	GR10	LEA
\$398	\$426	\$443	\$461	\$479	\$498	\$518	\$539	\$560	\$583	\$606	\$716

PLASTIC SHELL COLORS



OPTIONS

Add upcharge to list price and code to model number

FR	CA 133 Fire Retardant - per yd.	\$90/yd.
MB	Moisture Barrier - Per Seat	\$68
JB	Jury Base	\$390
PC	Polished Chrome frame - 4-Leg Chair	\$38


GD	Metal Ganging	\$28
GD	Plastic Ganging	\$26
196	Stacking Chair Dolly	\$483

DIMENSIONS	Sled Base Stacker
Seat Width:	18.5"
Seat Depth:	17.5"
Seat Height:	18"
Back Height:	32"
Overall Width:	21.25"
Overall Depth:	18"
Qty./Wt. per carton:	4 ea./50 lbs.



SLED BASE WITH SEAT AND BACK INSERTS

MODEL / DESCRIPTION / LIST PRICING



080 Sled Base Stacking Chair


Chair
\$185



080/SI Sled Base Stacking Chair with Upholstered Seat Insert

COM Yardage: 0.75 Yard

COM	GR1	GR2	GR3	GR4	GR5	GR6	GR7	GR8	GR9	GR10	LEA
\$315	\$337	\$351	\$365	\$379	\$394	\$410	\$426	\$444	\$461	\$480	\$567



080/S Sled Base Stacking Chair with Upholstered Seat and Back Inserts

COM Yardage: 0.75 Yard

COM	GR1	GR2	GR3	GR4	GR5	GR6	GR7	GR8	GR9	GR10	LEA
\$388	\$415	\$432	\$449	\$467	\$486	\$505	\$525	\$546	\$568	\$591	\$698

PLASTIC SHELL COLORS



OPTIONS

Add upcharge to list price and code to model number

FR	CA 133 Fire Retardant - per yd.	\$90/yd.
MB	Moisture Barrier - Per Seat	\$68
JB	Jury Base	\$390
PC	Polished Chrome frame - sled base chair	\$38

GD	Metal Ganging	\$28
GD	Plastic Ganging	\$26
#196	Stacking Chair Dolly	\$483

DIMENSIONS	4-Leg with Arms
Seat Width:	18.5"
Seat Depth:	17.5"
Seat Height:	18"
Arm Height:	26"
Back Height:	32"
Overall Width:	23"
Overall Depth:	18"
Qty./Wt. per carton:	4 ea./68 lbs.



4-LEG STACKING CHAIR WITH ARMS
UPHOLSTERED SEAT AND BACK INSERTS

MODEL / DESCRIPTION / LIST PRICING



085 4-Leg Stacking Chair with Arms


Chair
\$345



085/SI 4-Leg Stacking Chair with Arms - Upholstered Seat Insert

COM Yardage: 0.75 Yard

COM	GR1	GR2	GR3	GR4	GR5	GR6	GR7	GR8	GR9	GR10	LEA
\$499	\$534	\$555	\$577	\$601	\$625	\$650	\$676	\$703	\$731	\$760	\$898



085/S 4-Leg Stacking Chair with Arms - Upholstered Seat and Back Inserts

COM Yardage: 0.75 Yard

COM	GR1	GR2	GR3	GR4	GR5	GR6	GR7	GR8	GR9	GR10	LEA
\$590	\$631	\$657	\$683	\$710	\$739	\$768	\$799	\$831	\$864	\$899	\$1062

OPTIONS

Add upcharge to list price and code to model number

FR	CA 133 Fire Retardant - per yd.	\$90/yd.
MB	Moisture Barrier - Per Seat	\$68
PC	Polished Chrome frame - 4-Leg Chair w/ arms	\$68


GD	Metal Ganging	\$28
GD	Plastic Ganging	\$26
196	Stacking Chair Dolly	\$483

DIMENSIONS	Bar Stool
Seat Width:	18.5"
Seat Depth:	17.5"
Seat Height:	30"
Back Height:	42"
Overall Width:	21.25"
Overall Depth:	24"
Qty./Wt. per carton:	3 ea./64 lbs.



STACKING BAR STOOL

MODEL / DESCRIPTION / LIST PRICING



083H Stacking Bar Stool




Chair
\$369



083H/SI Stacking Bar Stool - Upholstered Seat Insert

COM Yardage: 0.75 Yard

COM	GR1	GR2	GR3	GR4	GR5	GR6	GR7	GR8	GR9	GR10	LEA
\$545	\$583	\$606	\$631	\$656	\$682	\$709	\$738	\$767	\$798	\$830	\$981



083H/S Stacking Bar Stool - Upholstered Seat and Back Inserts

COM Yardage: 0.75 Yard

COM	GR1	GR2	GR3	GR4	GR5	GR6	GR7	GR8	GR9	GR10	LEA
\$618	\$661	\$688	\$715	\$744	\$774	\$805	\$837	\$870	\$905	\$941	\$1112

PLASTIC SHELL COLORS



OPTIONS

Add upcharge to list price and code to model number

FR	CA 133 Fire Retardant - per yd.	\$90/yd.
MB	Moisture Barrier - Per Seat	\$68

CH	Counter Height (24" seat height)	\$28
SH	Specialty Height (any custom height)	\$28

DION OCCASIONAL TABLE

Jackson / Dion Occasional Table features a 1.25" thick table top

- rectangular steel tubed crossed table frame
- standard powder coat finish.



SQUARE END TABLE



ROUND END TABLE

ORDERING INFORMATION

- | | |
|-----------------|---------------------------|
| 1) Series Name | 4) Laminate Name & Number |
| 2) Model Number | 5) Edge Selection |
| 3) Quantity | 6) Optional Items |

DION SPECIFICATIONS

Table Frame

Table frame is made of formed and welded 14 gauge steel 0.75" x 1.5" rectangular steel tubing with welded metal brackets for attaching tops. Frames are sandblasted and finished in your choice of standard powder coat colors or optional polished chrome. Product shipped completely assembled and ready for use.

Table Tops/Solid Surface

Laminate tops are 1.25" thick, finished with high pressure laminate.

Solid Surface and Corian table tops will be quoted upon request.

Laminate

ERG offers over 1000 standard laminate choices from Nevamar, Wilsonart, Formica and Pionite.

Glides

Four factory installed polyvinyl glides.

OPTIONS



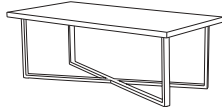
- CODE: PC - Polished Chrome Frame



RECTANGULAR COFFEE TABLE

MODEL / DESCRIPTION / LIST PRICING

DION OCCASIONAL TABLES

	Model Number	Model Description	Table Top Size	Table Height	Table Top Shape	Shipping Weight	LAMINATE TOP EDGE 2B OR 3A OR SELF EDGE	WOOD VENEER TOP EDGE 8G
	DION20D	Occasional	20" dia.	17"	round	29 lbs.	\$971	\$1030
	DION24D	Occasional	24" dia.	17"	round	36 lbs.	\$1058	\$1121
	DION28D	Occasional	28" dia.	17"	round	43 lbs.	\$1276	\$1352
	DION36D	Occasional	36" dia.	17"	round	50 lbs.	\$1428	\$1513
	DION20DT	Occasional	20" dia.	22"	round	29 lbs.	\$1153	\$1222
	DION24DT	Occasional	24" dia.	22"	round	36 lbs.	\$1239	\$1314
	DION28DT	Occasional	28" dia.	22"	round	43 lbs.	\$1297	\$1374
	DION36DT	Occasional	36" dia.	22"	round	50 lbs.	\$1449	\$1535
	DION20S	Occasional	20" x 20"	17"	square	29 lbs.	\$1044	\$1107
	DION24S	Occasional	24" x 24"	17"	square	36 lbs.	\$1071	\$1135
	DION28S	Occasional	28" x 28"	17"	square	43 lbs.	\$1221	\$1295
	DION20ST	Occasional	20" x 20"	22"	square	29 lbs.	\$1112	\$1179
	DION24ST	Occasional	24" x 24"	22"	square	36 lbs.	\$1160	\$1230
	DION28ST	Occasional	28" x 28"	22"	square	43 lbs.	\$1262	\$1338
	DION36ST	Occasional	36" x 36"	22"	square	49 lbs.	\$1418	\$1502
		DION2448	Occasional	24" x 48"	17"	rectangular	79 lbs.	\$1722
DION2460		Occasional	24" x 60"	17"	rectangular	88 lbs.	\$1827	\$1936
DION2448T		Occasional	24" x 48"	22"	rectangular	79 lbs.	\$1780	\$1886
DION2460T		Occasional	24" x 60"	22"	rectangular	88 lbs.	\$1885	\$1997

OPTIONS

Add upcharge to list price and code to model number

PC	Polished Chrome Frame	\$285
----	-----------------------	-------

DIXON OCCASIONAL TABLE

Dixon Occasional Table features a polished chrome column and base in three shapes. Dixon is also available in two heights: occasional and laptop.



ALMOST SQUARE BASES
RECTANGLE KRystalCAST® TOP



ROUND BASE
LAMINATE KNIFE EDGE TOP



ALMOST SQUARE BASE
KNIFE EDGE TOP

ORDER INFORMATION

- | | |
|-----------------|-------------------------------|
| 1) Series Name | 6) Laminate Selection and No. |
| 2) Model Number | 7) Edge Style Code and Color |
| 3) Size | 8) Wood Species |
| 4) Quantity | 9) Wood Stain Color |
| 5) Base Shape | 10) Optional Items |

DIXON OCCASIONAL TABLE BASE SPECIFICATIONS

Dixon Base

- Table Height** Available table height is 18" or 26".
- Column** 2" diameter polished chrome.
- Assembly** Base mounts to tabletop with ¼-20 x 1" machine screws into metal inserts in top.
NO WOOD SCREWS ARE USED.
- Base** Polished Chrome in three different shapes (specify base shape when ordering):
RDB - 15" diameter round
SQB - 16" x 16" square
ASB - 15" x 15" almost square.

TABLE TOP SPECIFICATIONS

Table Tops

Table top core is CARB Phase I & Phase II Compliant. Laminate, wood veneer and phenolic backing are glued with water based adhesives. Also available in solid surface and acrylic.

Shapes available in round, elliptical, square, rectangle, almost square and almost rectangle.

FINISHES

Table Base

Polished chrome finish is standard.
Optional standard powder coat colors are available.


Laminate/Veneer Selections

ERG offers over 1000 standard laminate choices from Nevamar, Wilsonart, Formica and Pionite. Wood veneer is available in transparent stain colors - custom stain matching available.

OPTIONS

- CODE: SF - Powder Coat finish in choice of standard powder coat colors.

DIXON OCCASIONAL TABLE BASE SHAPE CHOICES - SPECIFY WHEN ORDERING



15" ALMOST SQUARE - **ASB**



16" SQUARE - **SQB**



15" ROUND - **RDB**

Specify base shape when ordering:

RDB - 15" diameter round

SQB - 16" x 16" square







ASB - 15" x 15" almost square.



ROUND BASE
KNIFE EDGE TOP



SQUARE BASE
KRYSTALCAST® TOP

	Model Number	Table Top Size	Table Height	Shpg. Weight	LAMINATE TOP EDGE 2B OR 3A	LAMINATE TOP KNIFE EDGE 6-J	VENEER TOP EDGE 8G
ROUND TOP							
	DXOR16	16" dia.	18"	35 lbs.	\$710	\$910	\$1183
	DXOR18	18" dia.	18"	40 lbs.	\$720	\$920	\$1196
	DXOR24	24" dia.	18"	45 lbs.	\$810	\$990	\$1287
ELLIPTICAL TOP							
	DXOE1620	16" x 20"	18"	45 lbs.	\$830	\$1050	\$1365
	DXOE1624	16" x 24"	18"	50 lbs.	\$950	\$1190	\$1547
SQUARE TOP							
	DXOR16S	16" x 16"	18"	35 lbs.	\$725	\$915	\$1190
	DXOR18S	18" x 18"	18"	40 lbs.	\$735	\$925	\$1203
	DXOR24S	24" x 24"	18"	45 lbs.	\$860	\$1155	\$1502
ALMOST SQUARE TOP							
	DXOR16AS	16" x 16"	18"	35 lbs.	\$834	\$1052	\$1368
	DXOR18AS	18" x 18"	18"	40 lbs.	\$845	\$1064	\$1383
	DXOR24AS	24" x 24"	18"	45 lbs.	\$989	\$1328	\$1726
RECTANGLE TOP							
	DXOR1620RT	16" x 20"	18"	70 lbs.	\$937	\$1156	\$1503
	DXOR1624RT	16" x 24"	18"	80 lbs.	\$949	\$1167	\$1517
ALMOST RECTANGLE TOP							
	DXOR1620AR	16" x 20"	18"	70 lbs.	\$1078	\$1329	\$1728
	DXOR1624AR	16" x 24"	18"	80 lbs.	\$1091	\$1342	\$1745

Call for pricing on other edge profiles and KrystalCast® or solid surface tops.

OPTIONS

Add upcharge to list price and code to model number

SF	Powder Coat Color (per base)	\$60
----	------------------------------	------

Specify base shape when ordering:
RDB - 15" diameter round
SQB - 16" x 16" square
ASB - 15" x 15" almost square.



DOUBLE ALMOST SQUARE BASES WITH ALMOST RECTANGLE TOP

Model Number	Table Top Size	Table Height	Shpg. Weight	LAMINATE TOP EDGE 2B OR 3A	LAMINATE TOP KNIFE EDGE 6-J	VENEER TOP EDGE 8G
--------------	----------------	--------------	--------------	-------------------------------	--------------------------------	-----------------------

RECTANGLE TOP (DOUBLE BASES)



DXOR2448RT	24" x 48"	18"	70 lbs.	\$1690	\$2080	\$2704
DXOR2460RT	24" x 60"	18"	80 lbs.	\$1790	\$2190	\$2847

ALMOST RECTANGLE TOP (DOUBLE BASES)



DXOR2448AR	24" x 48"	18"	70 lbs.	\$1944	\$2392	\$3110
DXOR2460AR	24" x 60"	18"	80 lbs.	\$2059	\$2519	\$3275



DOUBLE SQUARE BASES WITH RECTANGLE TOP

Call for pricing on other edge profiles and KrystalCast® or solid surface tops.

OPTIONS

Add upcharge to list price and code to model number

SF	Powder Coat Color (per base)	\$60
----	------------------------------	------

Specify base shape when ordering:
RDB - 15" diameter round
SQB - 16" x 16" square
ASB - 15" x 15" almost square.



ROUND BASE
KNIFE EDGE TOP



ALMOST SQUARE BASE SOLID
SURFACE TOP / KNIFE EDGE

Model Number	Table Top Size	Table Height	Shpg. Weight	LAMINATE TOP EDGE 2B OR 3A	LAMINATE TOP KNIFE EDGE 6-J	VENEER TOP EDGE 8G
ROUND TOP						
						
DXLR16	16" dia.	26"	35 lbs.	\$660	\$850	\$1105
DXLR18	18" dia.	26"	40 lbs.	\$670	\$860	\$1118
DXLR24	24" dia.	26"	45 lbs.	\$750	\$940	\$1222
ELLIPTICAL TOP						
						
DXLE1620	16" x 20"	26"	45 lbs.	\$770	\$990	\$1287
DXLE1624	16" x 24"	26"	50 lbs.	\$890	\$1140	\$1482
SQUARE TOP						
						
DXLR16S	16"X16"	26"	35 lbs.	\$725	\$915	\$1190
DXLR18S	18"X18"	26"	40 lbs.	\$735	\$925	\$1203
DXLR24S	24"X24"	26"	45 lbs.	\$860	\$1155	\$1502
ALMOST SQUARE TOP						
						
DXLR16AS	16"X16"	26"	35 lbs.	\$1115	\$1490	\$1937
DXLR18AS	18"X18"	26"	40 lbs.	\$1360	\$1810	\$2353
DXLR24AS	24"X24"	26"	45 lbs.	\$1470	\$1920	\$2496
ALMOST RECTANGLE TOP						
						
DXLR1620AR	16" x 20"	26"	45 lbs.	\$920	\$1140	\$1482
DXLR1624AR	16" x 24"	26"	50 lbs.	\$1040	\$1290	\$1677
RECTANGLE TOP						
						
DXLR1620	16" x 20"	26"	45 lbs.	\$870	\$1090	\$1417
DXLR1624	16" x 24"	26"	50 lbs.	\$990	\$1240	\$1612

Call for pricing on other edge profiles and KrystalCast® or solid surface tops.

OPTIONS

Add upcharge to list price and code to model number

SF	Powder Coat Color (per base)	\$60
----	------------------------------	------



DOME ROUND CAFÉ



DOME SQUARE CAFÉ



DOME BAR HEIGHT

ORDER INFORMATION

- | | |
|----------------------------|-------------------------------|
| 1) Series Name | 6) Laminate Selection and No. |
| 2) Model Number | 7) Edge Style Code and Color |
| 3) Size | 8) Wood Species |
| 4) Quantity | 9) Wood Stain Color |
| 5) Powder Coat Frame Color | 10) Optional Items |

DOME CAFÉ BASE SPECIFICATIONS

Dome Base

- Table Height** Table height is 29" to 30" depending on table top specified. Bar Height table is 42".
- Column** 3" round 14 gauge steel tubing.
- Base** Base is made of 17", 22" or 28" diameter base spread steel formed metal cover and cast iron substrate, depending on size of tabletop. Steel cover offers a smooth, clean powdercoat finish in any standard color.
- Plate** 10" x 10" square • 12" X 12" square
14" X 14" square
- Glides** Adjustable zinc rubber cushion glides
- Assembly** A ¼" thick stamped plate is ½-13 threaded and welded to the interior bottom portion of the 3" column. Dome disc base is field assembled to column with a ½-13 x 4" bolt from bottom of base into the welded plate in column for maximum strength, no tie-rod assembly. Base mounts to tabletop with ¼-20 x 1" machine screws into metal inserts in top.
NO WOOD SCREWS ARE USED.
- Finish** Choice of standard powder coat colors – See "Color Selections" brochure.

Table Top

Table top core is CARB Compliant 1.25" particle board. Laminate, wood veneer and phenolic backing are glued with water based adhesives.

Edge Selections

ERG offers a wide variety of table top edge materials including PVC, wood, aluminum and resin/urethane.

FINISHES

Table Bases and Legs

Finished in your choice of standard powder coat colors. Finishes listed at beginning of price list. For colors refer to "Color Selections" brochure. For actual color samples, please call Customer Service.

Laminate/Veneer Selections

ERG offers over 1000 standard laminate choices from Nevamar, Wilsonart, Formica and Pionite. Wood veneer is available in transparent stain colors - custom stain matching available.

OPTIONS

- CODE: STH - Special Table Height (any table height other than 29"
- CODE: RC - Polished Chrome Footring.
- CODE: RP - Painted Footring.
- CODE: ULW - Ultra Lightweight Top
- CODE: RAD - Radius Corners for 3MM Edge



OPTIONAL FOOTRING

MODEL / DESCRIPTION / LIST PRICING

DOME | CAFÉ | ROUND



Model Number	Table Top Size	Shpg. Wght.	Base Spread	LAMINATE TOP ASSORTED EDGES								VENEER TOP	
				GRP 1	GRP 2	GRP 3	GRP 4	GRP 5	GRP 6	GRP 7	GRP 8	GRP 9	
DM24D	24" Dia.	38	17"	\$473	\$483	\$551	\$613	\$733	\$832	\$954	\$1271	\$1416	
DM30D	30" Dia.	55	22"	\$566	\$579	\$672	\$750	\$910	\$1043	\$1201	\$1552	\$1697	
DM36D	36" Dia.	65	22"	\$664	\$680	\$792	\$889	\$1082	\$1242	\$1435	\$1834	\$1993	
DM42D	42" Dia.	100	22"	\$860	\$882	\$1028	\$1154	\$1403	\$1613	\$1864	\$2380	\$2584	
DM48D	48" Dia.	125	28"	\$948	\$974	\$1152	\$1303	\$1608	\$1858	\$2162	\$2674	\$2851	

DOME | CAFÉ | SQUARE



Model Number	Table Top Size	Shpg. Wght.	Base Spread	LAMINATE TOP ASSORTED EDGES								VENEER TOP	
				GRP 1	GRP 2	GRP 3	GRP 4	GRP 5	GRP 6	GRP 7	GRP 8	GRP 9	
DM24S	24" Dia.	48	22"	\$471	\$480	\$552	\$616	\$739	\$844	\$967	\$1274	\$1410	
DM2430S	24x30 Sq.	53	22"	\$505	\$517	\$602	\$675	\$821	\$941	\$1087	\$1393	\$1515	
DM30S	30" Sq.	69	22"	\$557	\$569	\$661	\$742	\$901	\$1033	\$1193	\$1531	\$1668	
DM36S	36" Sq.	82	22"	\$674	\$691	\$806	\$905	\$1103	\$1269	\$1466	\$1866	\$2023	
DM42S	42" Sq.	125	28"	\$872	\$891	\$1039	\$1163	\$1414	\$1622	\$1873	\$2400	\$2614	

DOME | CAFÉ | RECTANGLE



Model Number	Table Top Size	Shpg. Wght.	Base Spread	LAMINATE TOP ASSORTED EDGES								VENEER TOP	
				GRP 1	GRP 2	GRP 3	GRP 4	GRP 5	GRP 6	GRP 7	GRP 8	GRP 9	
DM2448	24x48 Sq.	86	2-17"	\$844	\$860	\$977	\$1077	\$1278	\$1445	\$1644	\$2243	\$2528	
DM2460	24x60 Sq.	95	2-17"	\$880	\$900	\$1029	\$1140	\$1362	\$1549	\$1770	\$2367	\$2641	
DM3048	30x48 Sq.	95	2-17"	\$878	\$896	\$1024	\$1135	\$1356	\$1540	\$1761	\$2358	\$2632	
DM3060	30x60 Sq.	106	2-17"	\$930	\$951	\$1097	\$1223	\$1476	\$1685	\$1936	\$2531	\$2788	

Note: When optional base finish is required, please multiply upcharge by 2 for tables supported with an extra base.

DOME | CAFÉ | BAR HEIGHT



Model Number	Table Top Size	Shpg. Wght.	Base Spread	LAMINATE TOP ASSORTED EDGES								VENEER TOP	
				GRP 1	GRP 2	GRP 3	GRP 4	GRP 5	GRP 6	GRP 7	GRP 8	GRP 9	
DMH24D	24" Dia.	59	17"	\$680	\$691	\$760	\$821	\$940	\$1041	\$1161	\$1728	\$2035	
DMH30D	30" Dia.	77	22"	\$720	\$733	\$826	\$905	\$1064	\$1197	\$1356	\$1892	\$2157	
DMH36D	36" Dia.	111	28"	\$811	\$827	\$939	\$1034	\$1227	\$1388	\$1581	\$2156	\$2429	
DMH36S	36" Sq.	111	28"	\$821	\$836	\$953	\$1051	\$1249	\$1415	\$1613	\$2187	\$2460	

OPTIONS

Add upcharge to list price and code to model number

STH	Special Table Height - (other than 29" or 42")	\$150 per base
RP	Painted Foot-ring for Bar Height	\$110
RC	Polished Chrome Foot-ring for Bar Height	\$140

ULW	Ultra Lightweight Top	\$190
RAD	Radius Corners for 3MM Edge	\$200 per table



DRAKE TABLE OF CONTENTS

Complete Line - At-A-Glance	2	Drake Training Table Special Shape Pricing	12
Drake Cafe Table Specifications	3	Drake Podium Pricing	13
Drake Cafe Table Finishes & Options	4	Drake Presentation Board Pricing	13
Drake Cafe Table Option Details	5	Drake Center Modesty Panel Pricing	14
Drake Cafe Table Pricing	6	Drake Conference Table Specifications	15
Drake Training Table Specifications	7	Drake Conference Table Finishes & Options	16
Drake Training Table Finishes & Options	8	Drake Conference Table Pricing	17
Drake Training Table Option Details	9	Drake 4-Column Table Specifications	18
New Urethane Edges	10	Drake 4-Column Table Pricing	19
Drake Training Table Pricing	11	Drake Wire Management Pricing	20

CAFE / TRAINING / CONFERENCE



CAFE TABLE WITH OPTIONAL POWER



TRAINING TABLE WITH OPTIONAL FLIP TOP AND CASTERS



INLINE NESTING WITH FLIP TOP AND CASTERS



Y-BASE CONFERENCE TABLE



TT-LEG CONFERENCE TABLE



4-COLUMN TABLE

PODIUM / PRESENTATION BOARD



ECONOMY MOBILE PODIUM



MOBILE PODIUM WITH MODESTY



MOBILE PRESENTATION WHITE BOARD

DRAKE CAFÉ TABLE

Drake offers a comprehensive line of cafe tables designed with the highest performance in mind. With a high-tech look and solid structural build, the Drake is a perfect fit for any dining space. The array of options and bases make Drake our most versatile, stylish and functional line yet!



DRAKE CAFÉ TABLE

ORDERING INFORMATION

- 1) Series Name
- 2) Model Number
- 3) Size
- 4) Quantity
- 5) Powder Coat Frame Color
- 6) Laminate Selection and No.
- 7) Edge Style Code and Color
- 9) Optional Items

DRAKE CAFÉ BASE SPECIFICATIONS

Drake X-Base

Table Height	Table height is 29" to 30" depending on table top specified. Bar Height table is 42".
Column	2.25" diameter 14 gauge steel tubing welded to top plate. Round Column Only.
Base	Diecast aluminum – 20", 26", 32" and 38" X-base spreads.
Plate	9.5" x 9.5" square 12" X 12" square
Glides	Adjustable poly glide with steel trim
Assembly	Top plate is welded to the vertical column and the vertical column is bolted to the horizontal base. No tie rod assembly. Base mounts to tabletop with ¼-20 x 1" machine screws into metal inserts in top.
Finish	Choice of standard powder coat colors – See "Colors & Finishes" brochure.

DRAKE CAFÉ BASE SPECIFICATIONS

Drake T-Leg or C-Leg

Table Height	Table height is 29" to 30" depending on table top specified.
Column	T-Leg: 2.25" dia. round steel tubing welded to top plate. C-Leg: 1.625" x 2.875" oval tubing welded to top plate
Base	Diecast aluminum – 20", 26" spreads
Plate	6" x 8" 12 gauge stamped steel 5" x 5" 12 gauge stamped steel (Flip-Top)
Glides	Adjustable poly glide with steel trim
Assembly	Top plate is welded to the vertical column and the vertical column is bolted to the horizontal feet. No tie rod assembly. Base mounts to tabletop with ¼-20 x 1" machine screws into metal inserts in top. Stretcher steel bars are used on tops 72" and longer.
Finish	Choice of standard powder coat colors – See "Colors & Finishes" brochure

TABLE TOP SPECIFICATIONS

Table Tops

Table top core is CARB Phase I & Phase II Compliant. Laminate, wood veneer and phenolic backing are glued with water based adhesives.

Flip-Top Mechanism

Durable all-steel construction with a spring-loaded release handle and a safety catch to maintain flipped-up position.



DRAKE CAFÉ TABLE
WITH DRAKE POWER
UNIT & COLUMN

FINISHES

Table Bases and Legs

Finished in your choice of standard powder coat colors. Finishes listed at beginning of price list. For colors refer to "Colors & Finishes" brochure. For actual color samples, please call Customer Service.

Laminate/Veneer Selections

ERG offers over 1000 standard laminate choices from Nevamar, Wilsonart, Formica and Pionite. Wood veneer is available in transparent stain colors - custom stain matching available.

Edge Selections:

ERG offers a wide variety of table top edge materials including PVC, wood, aluminum and resin.

Square tables using PVC T-edge will have a 2" radius on all corners.

OPTIONS

- CODE: FLIP-D - Flip-Top (Drake T-Legs)
- CODE: FLIP-X - Flip-Top per X-base
- CODE: FTCW - Flip-Top Crossbar with Wire Management (Drake)
- CODE: CASD - Locking Casters - Black (Drake)
- CODE: CAS-W - Locking Casters - White
- CODE: DCL - C-Leg instead of T-Leg
- CODE: DOV - Oval Column
- CODE: DPD - Pencil Drawer
- CODE: DPC - Column with Power Plate
- CODE: DPU-A (S or B) - Cove Mini 2-Power in Silver or Black
- CODE: DPU-B (S or B) - Cove Mini 1-Power / 2-USB in Silver or Black
- CODE: CIN - Inline Nesting Legs
- CODE: SB - Anti-Sag Bar for Tables Under 72"
- CODE: PC-DX: Polished Chrome (X-Base)
- CODE: PC-DXB: Polished Chrome (X-Base Bar Height)
- CODE: PC-DT - Polished Chrome (T-Leg) (Flip-Top not available)
- CODE: PC-DTB: Polished Chrome (T-Leg Bar Height)
- CODE: STH - Special Table Height (any table height other than 29" or bar height)
- CODE: ULW - Ultra Lightweight Top
- CODE: RAD - Radius Corners for 3MM Edge
- CODE: FTBH - Flip Top Support Bar For Rectangular Bar Height Tables. (Maximum table top size 30x72)



X-BASE FLIP TOP MECHANISM



GLIDE DETAIL

Note: Polished chrome only available on round column, not oval column.




X-BASE FLIP TOP WITH CASTERS



3" LOCKING CASTER - BLACK




3" LOCKING CASTER - WHITE



C-LEG



T-LEG (STANDARD)



1.625" X 2.875" OVAL COLUMN
(T-LEG OR C-LEG ONLY)



2.25" DIA. ROUND COLUMN
(STANDARD)



DRAKE X-BASE COLUMN WITH POWER PLATE




DPU-AS: COVE MINI ROUND SILVER
(2-POWER OUTLETS)




DPU-BS: COVE MINI ROUND SILVER
(1-POWER / 2-USB OUTLETS)

MODEL / DESCRIPTION / LIST PRICING


DRAKE | CAFÉ | ROUND

	Model Number	Table Top Size	Shpg. Wght.	Base Spread	LAMINATE TOP ASSORTED EDGES							VENEER TOP	
					GRP 1	GRP 2	GRP 3	GRP 4	GRP 5	GRP 6	GRP 7	GRP 8	GRP 9
 ROUND	DR30D	30" Dia.	43	26"- X	\$589	\$601	\$687	\$760	\$907	\$1029	\$1176	\$1579	\$1766
	DR36D	36" Dia.	53	32"- X	\$657	\$672	\$775	\$864	\$1042	\$1190	\$1367	\$1789	\$1971
	DR42D	42" Dia.	72	38"- X	\$809	\$829	\$964	\$1079	\$1310	\$1503	\$1734	\$2228	\$2429
	DR48D	48" Dia.	103	38"- X	\$891	\$914	\$1077	\$1217	\$1497	\$1730	\$2010	\$2500	\$2675



DRAKE | CAFÉ | SQUARE

	Model Number	Table Top Size	Shpg. Wght.	Base Spread	LAMINATE TOP ASSORTED EDGES							VENEER TOP	
					GRP 1	GRP 2	GRP 3	GRP 4	GRP 5	GRP 6	GRP 7	GRP 8	GRP 9
 SQUARE	DR2430S	24x30 Sq.	49	26"- X	\$568	\$579	\$658	\$725	\$859	\$971	\$1105	\$1510	\$1703
	DR30S	30" Sq.	54	26"- X	\$589	\$601	\$687	\$760	\$907	\$1029	\$1176	\$1579	\$1766
	DR36S	36" Sq.	67	32"- X	\$666	\$681	\$788	\$879	\$1062	\$1214	\$1397	\$1818	\$1998
	DR42S	42" Sq.	90	38"- X	\$809	\$829	\$964	\$1079	\$1310	\$1503	\$1734	\$2228	\$2429

DRAKE | CAFÉ | RECTANGLE

	Model Number	Table Top Size	Shpg. Wght.	Base Spread	LAMINATE TOP ASSORTED EDGES							VENEER TOP	
					GRP 1	GRP 2	GRP 3	GRP 4	GRP 5	GRP 6	GRP 7	GRP 8	GRP 9
 RECTANGLE	DR2448	24x48 Sq.	70	2-20"- T	\$662	\$676	\$777	\$864	\$1037	\$1181	\$1354	\$1791	\$1985
	DR2460	24x60 Sq.	79	2-20"- T	\$696	\$712	\$825	\$922	\$1115	\$1276	\$1470	\$1905	\$2089
	DR3048	30x48 Sq.	79	2-26"- T	\$700	\$716	\$830	\$928	\$1124	\$1287	\$1483	\$1918	\$2100
	DR3060	30x60 Sq.	90	2-26"- T	\$741	\$760	\$888	\$998	\$1219	\$1403	\$1623	\$2057	\$2225

DRAKE | CAFÉ | BAR HEIGHT | ROUND/SQUARE

	Model Number	Table Top Size	Shpg. Wght.	Base Spread	LAMINATE TOP ASSORTED EDGES							VENEER TOP	
					GRP 1	GRP 2	GRP 3	GRP 4	GRP 5	GRP 6	GRP 7	GRP 8	GRP 9
 ROUND	DRH24D	24" Dia.	40	20"- X	\$664	\$673	\$738	\$793	\$904	\$996	\$1107	\$1674	\$1986
	DRH30D	30" Dia.	50	26"- X	\$723	\$735	\$821	\$894	\$1041	\$1163	\$1310	\$1875	\$2166
 SQUARE	DRH36D	36" Dia.	63	32"- X	\$792	\$806	\$910	\$999	\$1176	\$1324	\$1502	\$2085	\$2372
	DRH30S	30" Sq.	54	32"- X	\$761	\$774	\$865	\$943	\$1099	\$1229	\$1385	\$1977	\$2281
	DRH36S	36" Sq.	67	32"- X	\$824	\$839	\$946	\$1037	\$1220	\$1372	\$1555	\$2166	\$2469

OPTIONS

Add upcharge to list price and code to model number

FLIP-X	X-Base Flip-Top	\$125
FLIP-D	T-Leg Flip Top (Drake) - 2 T-Legs	\$340
CASD	Casters - Black (Drake)	\$20 each
CAS-W	Casters - White	\$30 each
DCL	C-Leg instead of T-Leg	\$60 per table
DOV	Oval Column (C- or T-Leg Only)*	\$48 per table
DPC	Column with Power Plate	\$160 per base
DPU-AB	Cove Mini 2-Power Black (COV-SM-R-2-B-108)	\$235
DPU-AS	Cove Mini 2-Power Silver (COV-SM-R-2-S-108)	\$235
DPU-BB	Cove Mini Power/USB Black (COV-SM-R-1U-B-108)	\$353
DPU-BS	Cove Mini Power/USB Silver (COV-SM-R-1U-S-108)	\$353
CIN	Inline Nesting Legs	\$65 per table

SB	Anti-Sag Bar for Tables Under 72"	\$80
STH	Special Table Height (other than 29")	\$150 per base
PC-DT	Polished Chrome (T-Leg)* (Flip-Top not available)	\$60 per base
PC-DTB	Polished Chrome (T-Leg Bar Height)*	\$110 per base
PC-DX	Polished Chrome (X base)	\$95 per base
PC-DXB	Polished Chrome (X Base Bar Height)	\$150 per base
GD	Ganging per table	\$95
ULW	Ultra Lightweight Top	\$190
RAD	Radius Corners for 3MM Edge	\$200 per table
FTBH	All t-base bar height tables with flip top	\$300
FTCW	Flip Top Crossbar wth Wire Management	\$75

*Polished chrome only available on round column, not oval column.

Note: FTBH option is required with STH option when ordering rectangle flip-top tables over 29" table height.

DRAKE TRAINING TABLE

Drake offers a comprehensive line of training tables designed with the highest performance in mind. With a high-tech look and solid structural build, the Drake is a perfect fit for any training space. The array of options available make Drake our most versatile, stylish and functional line yet!



DRAKE TRAINING TABLE WITH WHITE CASTERS AND FLIP-TOP

ORDERING INFORMATION

- | | |
|----------------------------|---|
| 1) Series Name | 6) Laminate Selection and No. |
| 2) Model Number | 7) Edge Style Code and Color |
| 3) Size | 8) Center Panel Laminate
(Teacher Desk/Podium Modesty) |
| 4) Quantity | 9) Optional Items |
| 5) Powder Coat Frame Color | |

DRAKE TRAINING BASE SPECIFICATIONS

Drake T Base

Table Height	Table height is 29" to 30" depending on table top specified.
Column	2.25" diameter 14 gauge steel tubing welded to top plate.
Base	Diecast aluminum tubing – 14", 20", 26" and 32" spreads
Plate	6" x 8" square 12 gauge stamped steel 5" x 5" 12 gauge stamped steel (Flip-Top)
Glides	Adjustable poly glide with steel trim
Assembly	Top plate is welded to the vertical column and the vertical column is bolted to the feet. No tie rod assembly. Base mounts to tabletop with ¼-20 x 1" machine screws into metal inserts in top. Stretcher steel bars are used on tops 72" and longer.
Finish	Choice of standard powder coat colors – See "Colors & Finishes" brochure

TABLE TOP SPECIFICATIONS

Table Tops
Table top core is CARB Phase I & Phase II Compliant. Laminate, wood veneer and phenolic backing are glued with water based adhesives.

Ultra-Lightweight Table Tops
Ultra-lightweight tables have an exceptionally strong manufactured MDF top made from 100% recovered and recycled wood fiber with at least 25% post-industrial recycled fiber; the balance consisting of recovered waste fiber. Ultra-light tables are 18% lighter than standard tables.

Flip-Top Mechanism
Aluminum die-cast top plate and aluminum housing with single handle cable release.



HEXAGON CLASSROOM TABLE
WITH BRIO FLIP CHAIRS

- TABLE ACCESSORIES – Modesty Panels, Bridges, Grommets, Wire Management, Power & Communication Options, Table Dollies – see Table Accessories online:
http://www.erginternational.com/training_table_accessories.php



DRAKE TRAINING TABLE
WITH KNIFE-EDGE TOP

FINISHES

Table Bases and Legs

Finished in your choice of standard powder coat colors. Finishes listed at beginning of price list. For colors refer to "Colors & Finishes" brochure. For actual color samples, please call Customer Service.

Laminate/Veneer Selections

ERG offers over 1000 standard laminate choices from Nevamar, Wilsonart, Formica and Pionite. Wood veneer is available in transparent stain colors - custom stain matching available.

Edge Selections:

ERG offers a wide variety of table top edge materials including PVC, wood, aluminum and resin/urethane.

Special Edge Note: When ganging or butting tables together, ERG recommends using 3MM flat edge or flat wood edge. Square tables using PVC T-edge will have a 2" radius on all corners.



GLIDE DETAIL

OPTIONS

- CODE: FLIP-D - Flip-Top (Drake)
- CODE: FTCW - Flip-Top Crossbar with Wire Management (Drake)
- CODE: SB - Anti-Sag bar for Tables Under 72"
- CODE: STH - Special Table Height (any table height other than 29")
- CODE: ULW - Ultra-lightweight table top
- CODE: CASD - 3" Locking Casters - Black
- CODE: CAS-W - 3" Locking Casters - White
- CODE: DCL - C-Leg instead of T-Leg
- CODE: DOV - Oval Column
- CODE: DPD - Pencil Drawer
- CODE: GD - Ganging per table
- CODE: PC-DT - Polished Chrome (T-Leg) (Flip-Top not available)
- CODE: PC-DTB: Polished Chrome (T-Leg Bar Height)
- CODE: CIN - Inline Nesting
- CODE: RAD - Radius Corners for 3MM Edge
- CODE: FTBH - Flip top support bar for rectangular bar height tables.
(Maximum table top size 30x72)
- TABLE ACCESSORIES - Modesty Panels, Bridges, Grommets, Wire Management, Power & Communication Options, Table Dollies - see Table Accessories online:
http://www.erginternational.com/training_table_accessories.php

Note: When ordering standard modesty panel, table and panel must have 3MM edge.

Note: Polished chrome only available on round column, not oval column.



FLIP TOP




EASY INLINE NESTING




3" LOCKING CASTER - BLACK




3" LOCKING CASTER - WHITE



C-LEG



T-LEG (STANDARD)



1.625" X 2.875" OVAL COLUMN




2.25" DIA. ROUND COLUMN
(STANDARD)



PENCIL DRAWER

NEW URETHANE KNIFE EDGES



EDGE 6-K
SINGLE EDGE: URETHANE KNIFE
REMAINING THREE EDGES: 3MM PVC



EDGE 6-M
ALL FOUR EDGES: URETHANE KNIFE




EDGE 6-K DETAIL



DRAKE C-LEG TRAINING TABLE
WITH URETHANE KNIFE EDGE 6-K



NEW URETHANE COMFORT EDGES



EDGE 6-L
SINGLE EDGE: URETHANE COMFORT
REMAINING THREE EDGES: 3MM PVC



EDGE 6-N
ALL FOUR EDGES: URETHANE COMFORT



EDGE 6-L DETAIL



DRAKE T-LEG TRAINING TABLE WITH
URETHANE COMFORT EDGE 6-L



MODEL / DESCRIPTION / LIST PRICING

DRAKE | RECTANGLE

Model Number	Table Top Size	Shpg. Wght.	Base Spread	LAMINATE TOP ASSORTED EDGES								VENEER TOP	
				GRP 1	GRP 2	GRP 3	GRP 4	GRP 5	GRP 6	GRP 7	GRP 8	GRP 9	
DR1836	18 X 36	54	2-14"- T	\$582	\$592	\$665	\$727	\$852	\$956	\$1081	\$1521	\$1743	
DR1848	18 X 48	61	2-14"- T	\$609	\$620	\$703	\$773	\$914	\$1031	\$1172	\$1611	\$1824	
DR1860	18 X 60	68	2-14"- T	\$636	\$649	\$740	\$819	\$976	\$1107	\$1264	\$1702	\$1906	
DR1872	18 X 72	75	2-14"- T	\$747	\$761	\$862	\$949	\$1122	\$1266	\$1440	\$1977	\$2237	
DR1884	18 X 84	81	2-14"- T	\$791	\$808	\$924	\$1024	\$1224	\$1391	\$1591	\$2127	\$2372	
DR1896	18 X 96	88	2-14"- T	\$818	\$836	\$962	\$1070	\$1286	\$1467	\$1683	\$2218	\$2454	
DR2436	24 X 36	61	2-20"- T	\$628	\$641	\$730	\$806	\$958	\$1085	\$1238	\$1676	\$1882	
DR2448	24 X 48	70	2-20"- T	\$662	\$676	\$777	\$864	\$1037	\$1181	\$1354	\$1791	\$1985	
DR2460	24 X 60	79	2-20"- T	\$696	\$712	\$825	\$922	\$1115	\$1276	\$1470	\$1905	\$2089	
DR2472	24 X 72	88	2-20"- T	\$814	\$832	\$957	\$1064	\$1278	\$1456	\$1670	\$2205	\$2442	
DR2484	24 X 84	97	2-20"- T	\$866	\$886	\$1029	\$1152	\$1396	\$1600	\$1845	\$2378	\$2598	
DR2496	24 X 96	106	2-20"- T	\$900	\$922	\$1077	\$1210	\$1475	\$1696	\$1961	\$2493	\$2701	
DR3036	30 X 36	68	2-26"- T	\$659	\$673	\$773	\$858	\$1029	\$1172	\$1342	\$1780	\$1975	
DR3048	30 X 48	79	2-26"- T	\$700	\$716	\$830	\$928	\$1124	\$1287	\$1483	\$1918	\$2100	
DR3060	30 X 60	90	2-26"- T	\$741	\$760	\$888	\$998	\$1219	\$1403	\$1623	\$2057	\$2225	
DR3072	30 X 72	102	2-26"- T	\$866	\$887	\$1030	\$1153	\$1398	\$1602	\$1847	\$2380	\$2600	
DR3084	30 X 84	113	2-26"- T	\$925	\$949	\$1112	\$1253	\$1533	\$1767	\$2047	\$2578	\$2778	
DR3096	30 X 96	124	2-26"- T	\$967	\$992	\$1170	\$1323	\$1628	\$1882	\$2188	\$2717	\$2903	
DR3648	36 X 48	88	2-32"- T	\$747	\$765	\$896	\$1008	\$1231	\$1418	\$1642	\$2075	\$2242	
DR3660	36 X 60	102	2-32"- T	\$795	\$816	\$964	\$1090	\$1343	\$1553	\$1806	\$2238	\$2388	
DR3672	36 X 72	115	2-32"- T	\$928	\$951	\$1115	\$1256	\$1538	\$1773	\$2055	\$2585	\$2785	
DR3684	36 X 84	129	2-32"- T	\$994	\$1020	\$1208	\$1368	\$1690	\$1958	\$2279	\$2807	\$2984	
DR3696	36 X 96	142	2-32"- T	\$1042	\$1071	\$1276	\$1451	\$1801	\$2093	\$2444	\$2970	\$3131	

TABLE ACCESSORIES – Modesty Panels, Bridges, Grommets, Wire Management, Power & Data Options, Table Dollies

– see Table Accessories online:

http://www.erginternational.com/training_table_accessories.php

OPTIONS

Add upcharge to list price and code to model number

FLIP-D	T-Leg Flip Top (Drake)	\$340 per table
CASD	Locking Casters - Black (Drake)	\$20 each
CAS-W	Locking Casters - White	\$30 each
DCL	C-Leg instead of T-Leg	\$60 per table
DOV	Oval Column (C- or T-Leg Only)*	\$48 per table
DPD	Pencil Drawer	\$310
CIN	Inline Nesting Legs	\$65 per table
SB	Anti-Sag bar for Tables Under 72"	\$80

STH	Special Table Height (other than 29")	\$150 per leg
PC-DT	Polished Chrome (T-Leg)* (Flip-Top not available)	\$60 per leg
PC-DTB	Polished Chrome (T-Leg Bar Height)*	\$110 per leg
GD	Ganging per table	\$95
ULW	Ultra Lightweight Top	\$190
RAD	Radius Corners for 3MM Edge	\$200 per table
FTBH	All t-base bar height tables with flip top	\$300
FTCW	Flip Top Crossbar wth Wire Management	\$75

Note: FTBH option is required with STH option when ordering rectangle flip-top tables over 29" table height.

*Polished chrome only available on round column, not oval column.

MODEL / DESCRIPTION / LIST PRICING

DRAKE | TRAPEZOID



TRAPEZOID



LEG
PLACEMENT

Model Number	Table Top Size	Shpg. Wght.	Base Spread	LAMINATE TOP ASSORTED EDGES							VENEER TOP	
				GRP 1	GRP 2	GRP 3	GRP 4	GRP 5	GRP 6	GRP 7	GRP 8	GRP 9
DRT2448	24 X 48	70	2-20"- T	\$781	\$801	\$944	\$1066	\$1310	\$1513	\$1758	\$2190	\$2345
DRT2460	24 X 60	79	2-20"- T	\$855	\$879	\$1047	\$1191	\$1479	\$1720	\$2008	\$2438	\$2568
DRT3060	30 X 60	90	2-26"- T	\$893	\$919	\$1101	\$1256	\$1568	\$1828	\$2139	\$2567	\$2684
DRT3672	36 X 72	115	2-26"- T	\$1073	\$1103	\$1319	\$1503	\$1872	\$2180	\$2548	\$3073	\$3224

DRAKE | SECTIONAL | HALF ROUND



HALF ROUND



LEG
PLACEMENT

Model Number	Table Top Size	Shpg. Wght.	Base Spread	LAMINATE TOP ASSORTED EDGES							VENEER TOP	
				GRP 1	GRP 2	GRP 3	GRP 4	GRP 5	GRP 6	GRP 7	GRP 8	GRP 9
DRHR2448	24 X 48	70	2-20"- T	\$886	\$912	\$1091	\$1245	\$1553	\$1809	\$2117	\$2545	\$2664
DRHR3060	30 X 60	90	2-20"- T	\$959	\$988	\$1193	\$1369	\$1720	\$2012	\$2363	\$2789	\$2884
DRHR3672	36 X 72	115	2-26"- T	\$1139	\$1173	\$1411	\$1615	\$2024	\$2364	\$2773	\$3295	\$3423

DRAKE | COMMUNITY TABLE - 6-SIDED w/3 C-LEGS



HEXAGON



LEG
PLACEMENT

Model Number	Table Top Size	Shpg. Wght.	Base Spread	LAMINATE TOP ASSORTED EDGES							VENEER TOP	
				GRP 1	GRP 2	GRP 3	GRP 4	GRP 5	GRP 6	GRP 7	GRP 8	GRP 9
DR6S	54 x 60	148	3-20"- C	\$1702	\$1731	\$1935	\$2111	\$2461	\$2753	\$3104	\$4421	\$5097



6-SIDED CLASSROOM TABLE
WITH 3 C-LEGS

OPTIONS

Add upcharge to list price and code to model number

FLIP-D	T-Leg Flip Top (Drake)	\$340 per table
CASD	Locking Casters - Black (Drake)	\$20 each
CAS-W	Locking Casters - White	\$30 each
DCL	C-Leg instead of T-Leg	\$60 per table
DOV	Oval Column (C- or T-Leg Only)*	\$48 per table
DPD	Pencil Drawer	\$310
CIN	Inline Nesting Legs	\$65 per table
SB	Anti-Sag Bar for tables under 72"	\$80

STH	Special Table Height (other than 29")	\$150 per leg
PC-DT	Polished Chrome (T-Leg)* (Flip-Top not available)	\$60 per leg
PC-DTB	Polished Chrome (T-Leg Bar Height)*	\$110 per leg
GD	Ganging per table	\$95
ULW	Ultra Lightweight Top	\$190
RAD	Radius Corners for 3MM Edge	\$200 per table
FTBH	All t-base bar height tables with flip top	\$300
FTCW	Flip Top Crossbar wth Wire Management	\$75

Note: FTBH option is required with STH option when ordering rectangle flip-top tables over 29" table height.

*Polished chrome only available on round column, not oval column.

MODEL / DESCRIPTION / LIST PRICING



DRPDS Economy Podium
Includes Black Casters
Standard Round Column
3MM PVC Edge (2-B)

\$1055 list

DIMENSIONS	Overall
X-Base Spread:	23" x 23"
Overall Depth:	24"
Overall Width:	28"
Overall Height:	44"
Table Depth:	18"
Table Width:	28"
Table Height:	39"



PODIUM WITH
OPTIONAL WHITE
LOCKING CASTERS

DRPD Podium
Includes Modesty and Black Casters
Standard with Oval Column
3MM PVC Edge (2-B)

\$1485 list

DIMENSIONS	Overall
Base Spread:	22.5"
Overall Width:	28"
Overall Height:	38"
Table Depth:	18"
Table Width:	28"
Table Height:	38"



PRESENTATION BOARD
WITH OPTIONAL WHITE
LOCKING CASTERS

DRWB White Board Presentation Stand
Standard with Oval Column and Black Casters

\$2470 list

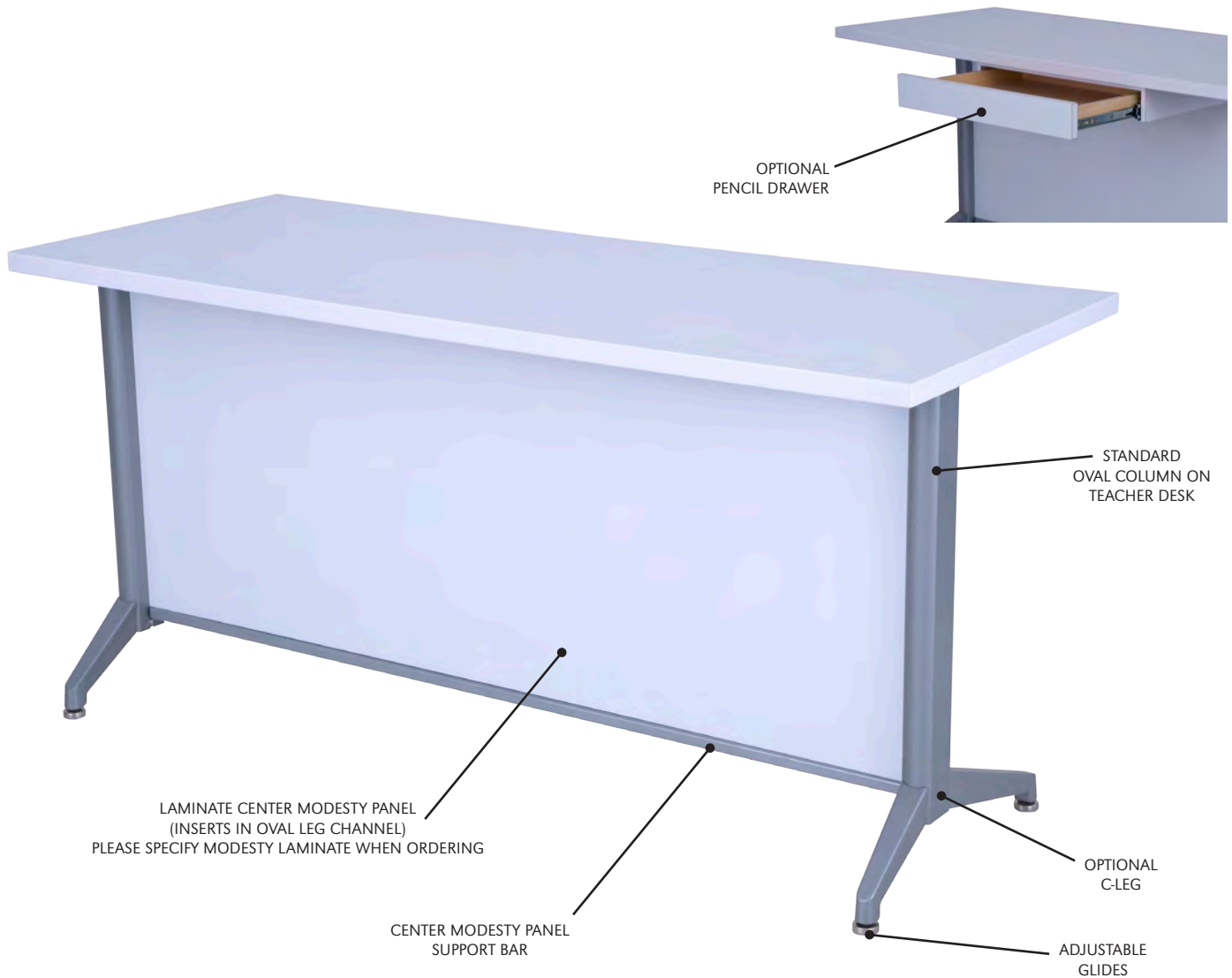
DIMENSIONS	Overall
Base Spread:	27"
Overall Width:	45"
Overall Height:	77"
Whiteboard Width:	42"
Whiteboard Height:	47"

OPTIONS

Add upcharge to list price and code to model number

CAS-W	Locking Casters (White)	\$10 each
-------	-------------------------	-----------

MODEL / DESCRIPTION / LIST PRICING



DRAKE | INSET MODESTY PANELS
(Requires oval column option - DOV)

Model Number	Table Top Size	LIST PRICE
DMP36	36" width top	\$229
DMP42	42" width top	\$252
DMP48	48" width top	\$301
DMP60	60" width top	\$324
DMP72	72" width top	\$369
DMP84	84" width top	\$432
DMP96	96" width top	\$447

Note: For standard modesty panel pricing, please see the table accessories section

DRAKE | PENCIL DRAWER

DIMENSIONS	Overall
Drawer Width:	22"
Drawer Height:	3.25"
Drawer Depth:	16"

OPTIONAL PENCIL DRAWER CAN BE PLACED RIGHT, LEFT OR CENTER OF DESK. PLEASE SPECIFY WHEN ORDERING.

Note: Teacher Desk is shipped K-D with assembly instructions.

DRAKE CONFERENCE TABLE

Drake conference tables are designed with the highest performance in mind. With a high-tech look and solid structural build, the Drake is a perfect fit for any meeting space.



CONFERENCE TABLE WITH Y-BASE AND OPTIONAL OVAL TOP

Note: Y-leg base pricing includes floor crossbar.

ORDER INFORMATION

- 1) Series Name
- 2) Model Number
- 3) Size
- 4) Quantity
- 5) Powder Coat Frame Color
- 6) Laminate Selection and No.
- 7) Edge Style Code and Color
- 8) Optional Items

DRAKE CONFERENCE SPECIFICATIONS

Conference Base

- Table Height** Table height is 29" to 30" depending on table top specified.
- Column** 2.25" diameter 14 gauge steel tubing welded to top plate.
- Base** Diecast aluminum – 36" and 47" TT-Legs and 28" and 34" Y-Base
- Plate** Y-Base: 12" x 12" square 12 gauge stamped steel
TT-Base: (2)6" x 8" 12 gauge stamped steel
- Glides** Adjustable poly glide with steel trim
- Assembly** Top plate is welded to the vertical column and the vertical column is bolted to the horizontal base and crossbar (on Y-base).
No tie rod assembly. Base mounts to tabletop with 1/4-20 x 1" machine screws into metal inserts in top. Stretcher steel bars are used on tops 72" and longer.
- Finish** Choice of standard powder coat colors – See "Colors & Finishes" brochure

Table Tops

Table top core is CARB Phase I & Phase II Compliant. Laminate, wood veneer and phenolic backing are glued with water based adhesives.

Edge Selections

ERG offers a wide variety of table top edge materials including PVC, wood and laminate.



CONFERENCE TABLE WITH
TT-LEGS

FINISHES

Table Bases and Legs

Finished in your choice of standard powder coat colors. Finishes listed at beginning of price list. For colors refer to "Colors & Finishes" brochure. For actual color samples, please call Customer Service.

Laminate/Veneer Selections

ERG offers over 1000 standard laminate choices from Nevamar, Wilsonart, Formica and Pionite. Wood veneer is available in transparent stain colors - custom stain matching available.

OPTIONS

- CODE: STH - Special Table Height (any table height other than 29")
- CODE: GD - Ganging per table
- CODE: CRT - Racetrack table top
- CODE: COT - Oval table top
- CODE: CBT - Boat table top
- CODE: CAT - Almost Rectangle table top
- CODE: PC-DY - Polished Chrome (Y-Base)
- CODE: PC-DTT - Polished Chrome (TT-Leg)
- CODE: RAD - Radius Corners for 3MM Edge
- TABLE ACCESSORIES - Modesty Panels, Bridges, Grommets, Wire Management, Power & Communication Options, Table Dollies - see appropriate section in price list.

OPTIONAL CONFERENCE TABLE SHAPES



RACETRACK TOP
CODE: CRT



OVAL TOP
CODE: COT



BOAT TOP
CODE: CBT



ALMOST RECTANGLE TOP
CODE: CAT

Note: Base Spreads may differ on Racetrack and Oval tops - please call factory for detailed specifications.

MODEL / DESCRIPTION / LIST PRICING

DRAKE | CONFERENCE | RECTANGLE TT-BASE

RECTANGLE

Model Number	Table Top Size	Shpg. Wght.	Base Spread	LAMINATE TOP ASSORTED EDGES									VENEER TOP	
				GRP 1	GRP 2	GRP 3	GRP 4	GRP 5	GRP 6	GRP 7	GRP 8	GRP 9		
DR4272	42 X 72	129	2-36TT	\$1857	\$1897	\$2174	\$2412	\$2888	\$3284	\$3759	\$5006	\$5570		
DR4284	42 X 84	144	2-36TT	\$1935	\$1977	\$2274	\$2529	\$3037	\$3461	\$3970	\$5241	\$5803		
DR4296	42 X 96	160	2-36TT	\$1990	\$2036	\$2352	\$2623	\$3165	\$3617	\$4159	\$5427	\$5971		
DR4872	48 X 72	142	2-36TT	\$1903	\$1945	\$2238	\$2490	\$2993	\$3412	\$3915	\$5159	\$5708		
DR4884	48 X 84	160	2-36TT	\$2120	\$2165	\$2480	\$2750	\$3291	\$3741	\$4282	\$5708	\$6356		
DR4896	48 X 96	178	2-36TT	\$2182	\$2231	\$2568	\$2857	\$3435	\$3917	\$4495	\$5919	\$6546		
DR48108*	48 X 108	196	3-36TT	\$2333	\$2384	\$2744	\$3052	\$3667	\$4180	\$4796	\$6323	\$6998		
DR48120*	48 X 120	214	3-36TT	\$2396	\$2450	\$2831	\$3158	\$3812	\$4356	\$5009	\$6534	\$7187		
DR48144*	48 X 144	250	3-36TT	\$2829	\$2890	\$3315	\$3679	\$4408	\$5015	\$5744	\$7633	\$8484		
DR6096	60 X 96	214	2-47TT	\$2478	\$2532	\$2912	\$3237	\$3887	\$4429	\$5079	\$6709	\$7433		
DR60108*	60 X 108	237	3-47TT	\$2599	\$2657	\$3064	\$3412	\$4108	\$4688	\$5385	\$7065	\$7797		
DR60120*	60 X 120	259	3-47TT	\$2742	\$2804	\$3237	\$3609	\$4351	\$4970	\$5712	\$7469	\$8227		
DR60144*	60 X 144	304	3-47TT	\$3314	\$3384	\$3871	\$4288	\$5123	\$5819	\$6654	\$8906	\$9938		

* Asterisk after model number indicates 2 piece tops with center seam for tables over 96" and longer

DRAKE | CONFERENCE | RECTANGLE Y-BASE

RECTANGLE

Model Number	Table Top Size	Shpg. Wght.	Base Spread	LAMINATE TOP ASSORTED EDGES									VENEER TOP	
				GRP 1	GRP 2	GRP 3	GRP 4	GRP 5	GRP 6	GRP 7	GRP 8	GRP 9		
DRY3672	36 X 72	115	2-28Y	\$1403	\$1426	\$1590	\$1731	\$2013	\$2248	\$2530	\$3630	\$4200		
DRY3684	36 X 84	129	2-28Y	\$1469	\$1495	\$1683	\$1843	\$2165	\$2433	\$2754	\$3852	\$4400		
DRY3696	36 X 96	142	2-28Y	\$1517	\$1546	\$1751	\$1926	\$2276	\$2568	\$2919	\$4015	\$4546		
DRY4272	42 X 72	129	2-34Y	\$1954	\$1994	\$2271	\$2509	\$2984	\$3381	\$3856	\$5218	\$5858		
DRY4284	42 X 84	144	2-34Y	\$2010	\$2052	\$2349	\$2603	\$3112	\$3536	\$4045	\$5405	\$6026		
DRY4296	42 X 96	160	2-34Y	\$2065	\$2110	\$2427	\$2698	\$3240	\$3692	\$4234	\$5592	\$6194		
DRY4872	48 X 72	142	2-34Y	\$2000	\$2042	\$2335	\$2587	\$3089	\$3509	\$4011	\$5372	\$5996		
DRY4884	48 X 84	160	2-34Y	\$2217	\$2262	\$2577	\$2847	\$3388	\$3838	\$4379	\$5921	\$6645		
DRY4896	48 X 96	178	2-34Y	\$2279	\$2327	\$2665	\$2954	\$3532	\$4014	\$4592	\$6132	\$6834		

Note: Y-leg base pricing includes floor crossbar.

OPTIONS

Add upcharge to list price and code to model number

GD	Ganging per table	\$95
CRT	Racetrack table top	add 20%
COT	Oval table top	add 20%
CBT	Boat table top	add 25%
CAT	Almost Square table top	add 25%

PC-DTT	Polished Chrome - TT-Base	Call Factory
PC-DY	Polished Chrome - Y-Bases & Crossbar	Call Factory
STH	Special Table Height - any height other than 29"	\$350
RAD	Radius Corners for 3MM Edge	\$200 per table

Note: Base Spreads may differ on Racetrack and Oval tops - please call factory for detailed specifications.



DRAKE 4-COLUMN BASE

ORDERING INFORMATION

- | | |
|----------------------------|-------------------------------|
| 1) Series Name | 6) Laminate Selection and No. |
| 2) Model Number | 7) Edge Style Code and Color |
| 3) Size | 9) Optional Items |
| 4) Quantity | |
| 5) Powder Coat Frame Color | |

TABLE TOP SPECIFICATIONS

Table Tops

Table top core is CARB Phase I & Phase II Compliant. Laminate, wood veneer and phenolic backing are glued with water based adhesives.

DRAKE CAFÉ BASE SPECIFICATIONS

Drake 4-Column Base

Table Height	Table height is 29" to 30" depending on table top specified.
Columns	2.25" round 14 gauge steel tubing.
Base	Diecast aluminum – 48" and 54" base spreads.
Plate	6" x 6" square per column
Glides	Adjustable poly glide with steel trim
Assembly	Top plate is welded to the vertical columns and the vertical columns are bolted to the horizontal foot. No tie rod assembly. Base mounts to tabletop with ¼-20 x 1" machine screws into metal inserts in top.
Finish	Choice of standard powder coat colors – See "Color Selections" brochure.

FINISHES

Table Bases and Legs

Finished in your choice of standard powder coat colors. Finishes listed at beginning of price list. For colors refer to "Colors & Finishes" brochure. For actual color samples, please call Customer Service.

Laminate/Veneer Selections

ERG offers over 1000 standard laminate choices from Nevamar, Wilsonart, Formica and Pionite. Wood veneer is available in transparent stain colors - custom stain matching available.

Edge Selections:

ERG offers a wide variety of table top edge materials including PVC, wood, aluminum and resin/urethane.
Special Edge Note: When ganging or butting tables together, ERG recommends using 3MM flat edge or flat wood edge. Square tables using PVC T-edge will have a 2" radius on all corners. Table Bases and Legs

OPTIONS

- CODE: STH - Special Table Height (any table height other than 29")
- CODE: ULW - Ultra Lightweight Top
- CODE: RAD - Radius Corners for 3MM Edge

MODEL / DESCRIPTION / LIST PRICING

DRAKE | 4 COLUMN | ROUND | FIXED/STATIONARY BASE

● ROUND	Model Number	Table Top Size	Shpg. Wght.	Base Spread	LAMINATE TOP ASSORTED EDGES							VENEER TOP	
					GRP 1	GRP 2	GRP 3	GRP 4	GRP 5	GRP 6	GRP 7	GRP 8	GRP 9
					DR54D*	54" Dia.	101	48"-4COL	\$1518	\$1546	\$1740	\$1907	\$2239
DR60D*	60" Dia.	118	48"-4COL	\$1605	\$1637	\$1861	\$2054	\$2439	\$2759	\$3144	\$4275	\$4811	

DRAKE | 4 COLUMN | SQUARE | FIXED/STATIONARY BASE


■ SQUARE	Model Number	Table Top Size	Shpg. Wght.	Base Spread	LAMINATE TOP ASSORTED EDGES							VENEER TOP	
					GRP 1	GRP 2	GRP 3	GRP 4	GRP 5	GRP 6	GRP 7	GRP 8	GRP 9
					DR48S*	48" Sq.	107	54"-4COL	\$1504	\$1531	\$1720	\$1882	\$2206



OPTIONS

Add upcharge to list price and code to model number

STH	Special Table Height (other than 29")	\$200 per base	ULW	Ultra Lightweight Top	\$190
RAD	Radius Corners for 3MM Edge	\$200 per table			



DRAKE TABLE LEG WIRE MANAGEMENT

Located on each column of Drake tables, the wire access hole allows cords and cables from table top power/data units to travel down the inside of the column toward the floor. Available on all Drake table bases with a round column. Not available on Drake oval column.



X-Base wire management

- features:
- 1.5" diameter access hole
 - hole located at top of column

MODEL
DMH01

LIST PRICE
\$65 per table



T-Leg / C-Leg wire management

- features:
- 1.5" diameter access hole
 - hole located at top of each column
 - access hole on both columns

MODEL
DMH02

LIST PRICE
\$130 per table



4-Column wire management

- features:
- 1.5" diameter access hole
 - hole located at top of each column
 - access hole on all four columns

MODEL
DMH03

LIST PRICE
\$260 per table



Y-Base wire management

- features:
- 1.5" diameter access hole
 - hole located at top of each column
 - access hole on both columns

MODEL
DMH04

LIST PRICE
\$130 per table



TT-Leg wire management

- features:
- 1.5" diameter access hole
 - hole located at top of each column
 - access hole on both columns

MODEL
DMH05

LIST PRICE
\$130 per leg

DUNCAN OCCASIONAL TABLE

Duncan Occasional Tables feature laminated covered top and sides. Choose 2 different colors for an offset appearance. Metal legs are 8.25" tall, triangular with factory installed poly vinyl glides.



DUNCAN END TABLE



ROUND COFFEE TABLE

ORDERING INFORMATION

- | | |
|--------------------------|--------------------------------|
| 1) Series Name | 5) Laminate / Veneer Selection |
| 2) Model Number | 6) Optional 2nd Laminate |
| 3) Quantity | 7) Optional Items |
| 4) Powder Coat Leg Color | |

CABANA SPECIFICATIONS

Table

Table core is CARB Phase I & Phase II Compliant. Laminate and phenolic backing are glued with water based adhesives.

Table Finish

Covered top and sides with high pressure laminate, or choose Optional 2 Different Color laminates.

Laminate Selections

ERG offers over 1000 standard laminate choices from Nevamar, Wilsonart, Formica and Pionite. Solid Surface Corian overlay top tables will be quoted upon request.

Metal Legs

Legs are of tapered triangular metal and are 8.25" tall. Legs are sandblasted prior to final powder coating in your choice of standard powder coat colors. Legs have a factory installed poly vinyl glide. Optional polished chrome is available.

OPTIONS

- CODE: 2LC - 2 different color laminates
- CODE: PC - Polished Chrome Legs
- CODE: WOD - 4 Wood Legs
- TABLE ACCESSORIES - Wire Management, Power & Communication Options - see Accessories section in price list or call for quote.



POLISHED CHROME LEGS



ELECTRICAL / DATA

Note: Factory installed power/data available, see accessories section for details and pricing.



END TABLE








ROUND COFFEE TABLE



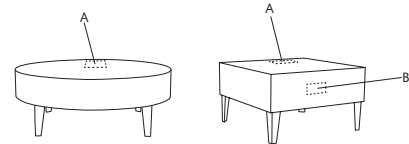
Applies to:
DUN18D
DUN24D
DUN18S

MODEL / DESCRIPTION / LIST PRICING

DUNCAN / MALIBU OCCASIONAL TABLES

	Model Number	Model Description	Table Top Size	Legs	Table Height	Table Shape	Shipping Weight.	LAMINATE	VENEER
	DUN18D	Occasional	18" dia.	4 legs	18"	round	38 lbs.	\$1176	\$1261
	DUN18S	Occasional	18" x 18" sq.	4 legs	18"	square	48 lbs.	\$1260	\$1386
	DUN1426	Occasional	14" x 26" rect.	4 legs	18"	rectangle	48 lbs.	\$1365	\$1502
	DUN24D	Occasional	24" dia.	4 legs	18"	round	42 lbs.	\$1360	\$1735
	DUN30D	Occasional	30" dia.	4 legs	18"	round	45 lbs.	\$1465	\$1780
	DUN36D	Occasional	36" dia.	4 legs	18"	round	56 lbs.	\$1660	\$1805
	DUN30S	Occasional	30" x 30" sq.	4 legs	18"	square	62 lbs.	\$1460	\$1586
	DUN36S	Occasional	36" x 36" sq.	4 legs	18"	square	70 lbs.	\$1517	\$1645
	DUN20W	Occasional	20° wedge	4 legs	18"	wedge	70 lbs.	\$1790	\$2060

Please specify placement of electrical box for upholstered units or occasional tables
On rectangular coffee tables, please specify electrical placement on long side or short side




OPTIONS

Add upcharge to list price and code to model number

2LC	2 Color Laminate option	\$125
PC	Polished Chrome Legs	\$35 per leg

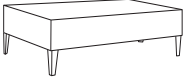
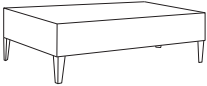
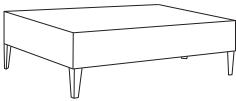
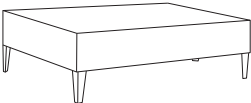
WOD	Wood Legs	\$24 each
-----	-----------	-----------



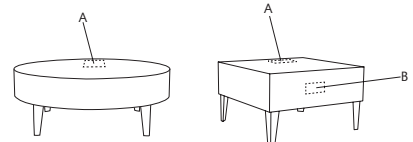
RECTANGLE COFFEE TABLE

MODEL / DESCRIPTION / LIST PRICING

DUNCAN / MALIBU OCCASIONAL TABLES

	Model Number	Model Description	Table Top Size	Legs	Table Height	Table Shape	Shipping Weight.	LAMINATE	VENEER
	DUN2442	Occasional	24" x 42"	4 legs	18"	rectangle	47 lbs.	\$1427	\$1498
	DUN2460	Occasional	24" x 60"	4 legs	18"	rectangle	52 lbs.	\$1647	\$1729
	DUN3042	Occasional	30" x 42"	4 legs	18"	rectangle	57 lbs.	\$1647	\$1729
	DUN3060	Occasional	30" x 60"	4 legs	18"	rectangle	65 lbs.	\$1868	\$1960

Please specify placement of electrical box for upholstered units or occasional tables
On rectangular coffee tables, please specify electrical placement on long side or short side



OPTIONS

Add upcharge to list price and code to model number

2LC	2 Color Laminate option	\$125
PC	Polished Chrome Legs	\$35 per leg

WOD	Wood Legs	\$24 each
-----	-----------	-----------

EDGE MULTIPURPOSE CHAIR

The Edge multipurpose chairs have a fully upholstered seat and Polypropylene backrest. Frames available in 4-Leg, Sled or 5-Star Swivel (see swivel chairs). Heavy duty, capable of standing up in the toughest environments.



EDGE SLED BASE CHAIR



EDGE 4-LEG CHAIR

ORDERING INFORMATION

To Order Please Specify:

- | | |
|-----------------|-----------------------------------|
| 1) Series Name | 5) Polypropylene Back & Arm Color |
| 2) Model Number | 6) Fabric Grade and Number |
| 3) Quantity | 7) Optional items |
| 4) Frame Color | |

EDGE GENERAL SPECIFICATIONS

Upholstery

- Edge seat is fully upholstered with choice of fabric, crypton, vinyl, leather or approved COM.

Frame

- 1" diameter, 14 gauge steel tubing.
- All frames are sand blasted and then powder coated for maximum paint adhesion.
- Sled base features double-wall frame.
- 4-leg chair design is a wall saver.

Glides

- Factory installed Self leveling steel glides on 4-leg chair.

Stacking

- Sled base chairs stack 5 high, 4-leg chairs stack 2 high.

COLORS / FINISHES

Frame Finish Colors: (4-Leg and Sled)

- Standard powder coat colors.
- Optional polished chrome available with upcharge (sled base only).

Arm Cap and Backrest Colors:

- Polypropylene - Black
- Polypropylene - White
- Polypropylene - Dove Gray
- Polypropylene - Fog Gray

OPTIONS

- CODE: FR - CA133 Fire Retardant.
- CODE: MB - Moisture Barrier.
- CODE: CAS - Casters, set of 4.
- CODE: CAS2 - Casters, set of 2.
- CODE: PC - Polished Chrome finish.



SLED BASE FEATURES DOUBLE-WALL FRAME



CASTERS

Series Note:

For Edge 5-star swivel chair - see Swivel chairs

DIMENSIONS	Sled Base Chair	4-Leg Chair
Inside Width:	20"	20"
Seat Depth	18"	18"
Seat Height:	17.5"	17.5"
Arm Height:	25.5"	25.5"
Overall Depth:	22"	22"
Overall Width:	22"	22"
Overall Height:	32"	32"
Qty./Wt. per carton:	1 ea./35 lbs.	1 ea./35 lbs.



EDGE WITH POLISHED CHROME
SLED BASE

MODEL / DESCRIPTION / LIST PRICING



5022 Sled Base Multipurpose Chair

COM Yardage: 1 Yard

COM	GR1	GR2	GR3	GR4	GR5	GR6	GR7	GR8	GR9	GR10	LEA
\$584	\$625	\$650	\$676	\$703	\$731	\$760	\$790	\$822	\$855	\$889	\$1051



5024 4-Leg Base Multipurpose Chair (Powdercoat Only)

COM Yardage: 1 Yard

COM	GR1	GR2	GR3	GR4	GR5	GR6	GR7	GR8	GR9	GR10	LEA
\$584	\$625	\$650	\$676	\$703	\$731	\$760	\$790	\$822	\$855	\$889	\$1051

PLASTIC SHELL COLORS



OPTIONS

Add upcharge to list price and code to model number

FR	CA133 Fire Retardant per yard.	\$90/yd.
MB	Moisture Barrier - Per Seat	\$68
CAS	Casters, Set of 4	\$88

CAS2	Casters, Set of 2	\$44
PC	Polished Chrome finish - Sled base only	\$96

EDGE SWIVEL CHAIR

Edge swivel chairs have a fully upholstered seat and a flexible polypropylene backrest on a five-star swivel base. The Edge is heavy duty, capable of standing up in the toughest environments.



ORDERING INFORMATION

To Order Please Specify:

- 1) Series Name
- 2) Model Number
- 3) Quantity
- 4) Frame/ Powder Coat Finish
- 5) Polypropylene Back & Arm Color
- 6) Fabric Grade and Number
- 7) Optional Items

EDGE GENERAL SPECIFICATIONS

Upholstery

The Edge seat is fully upholstered. Seat can be upholstered with fabric, crypton, vinyl, leather or approved COM.

Arm Frame

Frame is 1" diameter, 14 gauge steel tubing. All frames are sand blasted and then powder coated for maximum paint adhesion.

Chair Control

- Pneumatic height adjustment.
- Tension adjustment.
- Swivel, tilt and lock.

COLORS / FINISHES

Arm Finish Colors:

Available in three standard powder coat colors: black, white or brushed aluminum. (no polished chrome)

Arm Cap and Backrest Colors:

- Polypropylene - Black
- Polypropylene - White
- Polypropylene - Dove Gray
- Polypropylene - Fog Gray

Base Finish Colors:

The five-star Swivel base is available in black or optional polished aluminum.

OPTIONS

- CODE: FR - CA133 Fire Retardant.
- CODE: PCS - Polished Chrome Aluminum Base and Casters.
- CODE: HK - High Chair Kit - Specify 8" or 10" piston.
- CODE: MB - Moisture Barrier.

Series Note:

For more Edge chair models - see multipurpose seating

DIMENSIONS	five-star Swivel
Inside Width:	20"
Seat Depth	18"
Seat Height:	18-23"
Arm Height:	25-30"
Overall Depth:	24"
Overall Width:	24"
Overall Height:	32-37"
Qty./Wt. per carton:	1 ea./ 38 lbs

MODEL / DESCRIPTION / LIST PRICING



5026	five-star Base Swivel Chair (no polished chrome arm/frame)											COM Yardage: 1 Yard
COM	GR1	GR2	GR3	GR4	GR5	GR6	GR7	GR8	GR9	GR10	LEA	
\$676	\$724	\$752	\$783	\$814	\$846	\$880	\$916	\$952	\$990	\$1030	\$1217	

OPTIONS

Add upcharge to list price and code to model number

FR	CA133 Fire Retardant per yard.	\$90/yd.
HK	High Chair Kit - Specify 8" or 10" piston	\$105

MB	Moisture Barrier - per seat	\$68
PCS	Polished Chrome Aluminum Base and Casters	\$90

Elliot Specifications 2



Elliot chair (metal frame) 3



Elliot bar stool (metal frame) 4



Elliot chair (wood legs - metal grid) 5



Elliot bar stool (wood legs - metal grid and foot ring) ... 6



Elliot Tabouret (wood legs) 9



Elliot backless stool (wood legs) 8 & 10



Elliot Features 11-12

ELLIOT SERIES

Elliot chairs and bar stools feature a contoured polypropylene shell featuring a vertical grooved back design and two clean outs on the seat. **A Mid Century Modern Design.** The fully upholstered version does not have the clean outs.



TAPERED WOOD LEGS / POLISHED METAL GRID



SIDE CHAIR FRONT VIEW



BAR STOOL

ORDERING INFORMATION

To Order Please Specify:

- | | |
|---------------------|--|
| 1) Series Name | 5) Fabric Grade & Number |
| 2) Model Number | 6) Optional Items |
| 3) Quantity | 7) Optional Frame Powder Coat Color |
| 4) Wood Stain Color | 8) Optional Black/White Color (Grid/Foot Ring) |

ELLIOT GENERAL SPECIFICATIONS

Shell

- Elliot polypropylene chairs feature a contoured one piece shell and two large cleanout slots on each side of seat and vertical groove design on the back.
Note: Molded polypropylene material is shatter proof and scratch resistant. Seat width is 16".

Upholstery

- Seat insert is upholstered over 1/2" foam.
- Backless stools upholstered over 2" foam
- Seat can be upholstered with choice of fabric, vinyl, crypton, leather or approved COM.

Metal Frame - Four Leg

- Metal frames are made of .75" diameter, 14 gauge steel tubing with hand brazed welds.
- **Underseat** plastic plate is color matched to shell.

Wood Legs

- Tapered stained wood legs with metal grid.
- Stool and backless stool tapered wood legs 1.25" - 1.625" dia.
- **Wood Leg Chairs and Stools have a 250 lb. weight limit.**

Glides

- Factory installed self leveling steel glides. (On metal frame)
- Plastic glides on wood legs (metal grid only).

Stacking

- Elliot metal frame cafe chair will stack 4 high on the floor, up to 6 chairs on a dolly.
- Wood leg and metal bar stools will not stack.

COLORS / FINISHES

Frame Finish Colors:

Standard polished chrome frame finish.
Optional powder coat colors available with upcharge.

7 Shell Colors:

- | | |
|--------------------|---------------|
| • Black | • White |
| • Medium Gray | • Soft Yellow |
| • Tangerine Orange | • Red |
| • Ivy Green | |

Wood Stain Finish for Tapered Beech Wood Legs:

- Ultra Clear Maple
- Medium Walnut

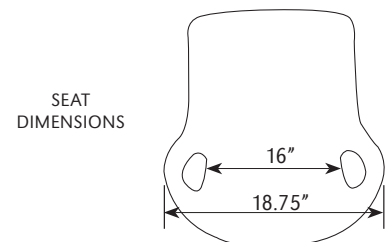
Metal Grid Underseat or Foot Ring:

- Standard Polished Chrome
- Optional Black Gloss or White Powder Coat

NOTE: Due to paint scuffing, ERG does not recommend a painted foot ring on bar stools.

OPTIONS

- CODE: FR - CA133 Fire Retardant.
- CODE: MB - Moisture Barrier.
- CODE: SF - Powder Coat Frame Color
- CODE: CH - Counter Height
- CODE: SH - Specialty Height
- CODE: SFG - Powder Coat Color - Metal Grid
- CODE: SFF - Powder Coat Color - Grid & Foot Ring



DIMENSIONS	4-Leg
Seat Width:	16"
Seat Depth:	16"
Seat Height:	18"
Back Height:	31"
Overall Width:	18"
Overall Depth:	19"
Qty./Wt. per carton:	2 ea./48 lbs.



4-LEG SIDE CHAIR



BACK VIEW

MODEL / DESCRIPTION / LIST PRICING



6260 Cafe Chair
Polypropylene Shell
\$216



6261 Cafe Chair - Upholstered Seat Insert

COM Yardage: 0.75 Yard

COM	GR1	GR2	GR3	GR4	GR5	GR6	GR7	GR8	GR9	GR10	LEA
\$300	\$321	\$334	\$348	\$361	\$376	\$391	\$407	\$423	\$440	\$457	\$541



6262 Cafe Chair - Fully Upholstered Shell


COM Yardage: 1.50 Yard

COM	GR1	GR2	GR3	GR4	GR5	GR6	GR7	GR8	GR9	GR10	LEA
\$521	\$557	\$580	\$603	\$627	\$652	\$678	\$705	\$733	\$763	\$793	\$937

7 PLASTIC SHELL COLORS



black



medium gray



white



red



tangerine orange



soft yellow



ivy green

OPTIONS

Add upcharge to list price and code to model number

FR	CA133 Fire Retardant per yard.	\$90/yd.
MB	Moisture Barrier	\$68

SF	Powder Coat Finish - Chair	\$38
----	----------------------------	------

DIMENSIONS	Stool
Seat Width:	16"
Seat Depth:	16"
Seat Height:	29"
Back Height:	43"
Overall Width:	19"
Overall Depth:	20.75"
Qty./Wt. per carton:	1 ea./48 lbs.



BAR STOOL WITH UPHOLSTERED SEAT INSERT



PROFILE VIEW

MODEL / DESCRIPTION / LIST PRICING



6264 Bar Stool
Polypropylene Shell
\$394



6265 Bar Stool - Upholstered Seat Insert

COM Yardage: 0.75 Yard

COM	GR1	GR2	GR3	GR4	GR5	GR6	GR7	GR8	GR9	GR10	LEA
\$482	\$515	\$536	\$557	\$580	\$603	\$627	\$652	\$678	\$705	\$734	\$867



6266 Bar Stool - Fully Upholstered Shell

COM Yardage: 1.50 Yard

COM	GR1	GR2	GR3	GR4	GR5	GR6	GR7	GR8	GR9	GR10	LEA
\$712	\$762	\$792	\$825	\$857	\$891	\$927	\$965	\$1003	\$1043	\$1085	\$1282

7 PLASTIC SHELL COLORS



black



medium gray



white



red



tangerine orange



soft yellow



ivy green

OPTIONS

Add upcharge to list price and code to model number

FR	CA133 Fire Retardant per yard.	\$90/yd.
MB	Moisture Barrier	\$68
SF	Powder Coat Finish - Bar Stool	\$58

CH	Counter Height	\$28
SH	Specialty Height	\$28

DIMENSIONS	4-Leg
Seat Width:	16"
Seat Depth:	16.5"
Seat Height:	18"
Back Height:	30.5"
Overall Width:	18"
Overall Depth:	19"
Qty./Wt. per carton:	1 ea./48 lbs.



TAPERED WOOD LEGS / BLACK METAL GRID



TAPERED WOOD LEGS / POLISHED CHROME GRID UPHOLSTERED SEAT INSERT

Wood Stain Leg Finish



ULTRA CLEAR MAPLE



MEDIUM WALNUT

MODEL / DESCRIPTION / LIST PRICING



6283-W Side Chair - Tapered Wood Legs / Metal Grid - Chrome Finish



Chair
\$386



6285-W Side Chair - Tapered Wood Legs - Metal Grid Chrome Finish - Upholstered Seat Insert

COM Yardage: 0.75 Yard

COM	GR1	GR2	GR3	GR4	GR5	GR6	GR7	GR8	GR9	GR10	LEA
\$466	\$499	\$519	\$539	\$561	\$583	\$607	\$631	\$656	\$682	\$710	\$839



6287-W Side Chair - Tapered Wood Legs - Metal Grid Chrome Finish - Fully Upholstered Shell

COM Yardage: 1.50 Yard


COM	GR1	GR2	GR3	GR4	GR5	GR6	GR7	GR8	GR9	GR10	LEA
\$675	\$722	\$751	\$781	\$812	\$845	\$879	\$914	\$950	\$988	\$1028	\$1215

NOTE: ELLIOT WOOD LEG CHAIRS AND STOOLS HAVE A WEIGHT CAPACITY OF 250 POUNDS

7 PLASTIC SHELL COLORS



black



medium gray



white



red



tangerine orange



soft yellow



ivy green

OPTIONS

Add upcharge to list price and code to model number

FR	CA133 Fire Retardant per yard.	\$90/yd.
MB	Moisture Barrier	\$68

SFG	Black Gloss or White Powder Coat Color - Metal Grid	\$48
-----	--	------

DIMENSIONS	Stool
Seat Width:	16"
Seat Depth:	16"
Seat Height:	29"
Back Height:	41"
Overall Width:	19"
Overall Depth:	19"
Qty./Wt. per carton:	1 ea./48 lbs.



FRONT VIEW



FRONT VIEW

Wood Stain Leg Finish



ULTRA CLEAR MAPLE



MEDIUM WALNUT

MODEL / DESCRIPTION / LIST PRICING



6273-W Bar Stool - Tapered Wood Legs - Metal Grid Polished Chrome



Chair
\$538



6275-W Bar Stool - Tapered Wood Legs - Metal Grid Polished Chrome - Upholstered Seat Insert

COM Yardage: 0.75 Yard

COM	GR1	GR2	GR3	GR4	GR5	GR6	GR7	GR8	GR9	GR10	LEA
\$618	\$661	\$688	\$715	\$744	\$774	\$805	\$837	\$870	\$905	\$941	\$1112



6277-W Bar Stool - Tapered Wood Legs - Metal Grid Polished Chrome - Fully Upholstered Shell

COM Yardage: 1.50 Yard

COM	GR1	GR2	GR3	GR4	GR5	GR6	GR7	GR8	GR9	GR10	LEA
\$827	\$885	\$920	\$957	\$995	\$1035	\$1077	\$1120	\$1164	\$1211	\$1259	\$1489

Note: Due to paint scuffing ERG does not recommend foot ring to be painted.

NOTE: ELLIOT WOOD LEG CHAIRS AND STOOLS HAVE A WEIGHT CAPACITY OF 250 POUNDS

7 PLASTIC SHELL COLORS



black



medium gray



white



red



tangerine orange



soft yellow



ivy green

OPTIONS

Add upcharge to list price and code to model number

FR	CA133 Fire Retardant per yard.	\$90/yd.
MB	Moisture Barrier	\$68
CH	Counter Height	\$28

SFG	Black Gloss or White Color - Metal Grid Only	\$48
SFF	Black Gloss or White Color - Metal Grid & Foot Ring	\$59

DIMENSIONS	4-Leg (Round Seat)	4-Leg (Square Seat)	4-Leg (Elongated Seat)
Seat Width:	15"	14.5"	15"
Seat Depth:	15"	14.5"	15"
Seat Height:	30"	30"	30"
Overall Width:	19"	19"	19"
Overall Depth:	19"	19"	19"
Qty./Wt. per carton:	1 ea./25 lbs.	1 ea./25 lbs.	1 ea./25 lbs.

Note: Minimum quantity of 2 backless stools per order.



BACKLESS STOOL ROUND SEAT

Wood Stain Leg Finish



ULTRA CLEAR MAPLE



MEDIUM WALNUT

MODEL / DESCRIPTION / LIST PRICING



6272-W Backless Bar Stool (Round Seat)

COM Yardage: 0.75 Yard

COM	GR1	GR2	GR3	GR4	GR5	GR6	GR7	GR8	GR9	GR10	LEA
\$488	\$522	\$543	\$565	\$587	\$611	\$635	\$661	\$687	\$715	\$743	\$878



6274-W Backless Bar Stool (Square Seat)

COM Yardage: 0.75 Yard

COM	GR1	GR2	GR3	GR4	GR5	GR6	GR7	GR8	GR9	GR10	LEA
\$498	\$533	\$554	\$576	\$599	\$623	\$648	\$674	\$701	\$729	\$758	\$896



6276-W Backless Bar Stool (Elongated Seat)

COM Yardage: 0.75 Yard

COM	GR1	GR2	GR3	GR4	GR5	GR6	GR7	GR8	GR9	GR10	LEA
\$502	\$537	\$559	\$581	\$604	\$628	\$654	\$680	\$707	\$735	\$765	\$904

NOTE: ELLIOT WOOD LEG CHAIRS AND STOOLS HAVE A WEIGHT CAPACITY OF 250 POUNDS

OPTIONS

Add upcharge to list price and code to model number

FR	CA133 Fire Retardant per yard.	\$90/yd.	SFG	Black Gloss or White Powder Coat Color - Metal Grid	\$48
MB	Moisture Barrier	\$68	SFF	Black Gloss or White Color - Metal Grid & Foot Ring	\$59

Note: Due to paint scuffing ERG does not recommend foot ring to be painted.

DIMENSIONS	4-Leg (Round Seat)	4-Leg (Square Seat)	4-Leg (Elongated Seat)
Seat Width:	15"	14.5"	15"
Seat Depth:	15"	14.5"	15"
Seat Height:	24"	24"	24"
Overall Width:	19"	19"	19"
Overall Depth:	19"	19"	19"
Qty./Wt. per carton:	1 ea./25 lbs.	1 ea./25 lbs.	1 ea./25 lbs.

Note: Minimum quantity of 2 backless stools per order.



BACKLESS COUNTER HEIGHT STOOL ELONGATED SEAT

Wood Stain Leg Finish



ULTRA CLEAR MAPLE



MEDIUM WALNUT

MODEL / DESCRIPTION / LIST PRICING



6278-W Backless Stool (Round Seat) Counter Height

COM Yardage: 0.75 Yard

COM	GR1	GR2	GR3	GR4	GR5	GR6	GR7	GR8	GR9	GR10	LEA
\$509	\$545	\$566	\$589	\$613	\$637	\$663	\$689	\$717	\$745	\$775	\$916



6280-W Backless Stool (Square Seat) Counter Height

COM Yardage: 0.75 Yard

COM	GR1	GR2	GR3	GR4	GR5	GR6	GR7	GR8	GR9	GR10	LEA
\$519	\$555	\$578	\$601	\$625	\$650	\$676	\$703	\$731	\$760	\$790	\$934



6282-W Backless Stool (Elongated Seat) Counter Height

COM Yardage: 0.75 Yard

COM	GR1	GR2	GR3	GR4	GR5	GR6	GR7	GR8	GR9	GR10	LEA
\$523	\$560	\$582	\$605	\$629	\$655	\$681	\$708	\$736	\$766	\$796	\$941

NOTE: ELLIOT WOOD LEG CHAIRS AND STOOLS HAVE A WEIGHT CAPACITY OF 250 POUNDS

OPTIONS

Add upcharge to list price and code to model number

FR	CA133 Fire Retardant per yard.	\$90/yd.
MB	Moisture Barrier	\$68

SFG	Black Gloss or White Powder Coat Color - Metal Grid	\$48
SFF	Black Gloss or White Color - Metal Grid & Foot Ring	\$59

Note: Due to paint scuffing ERG does not recommend foot ring to be painted.

DIMENSIONS	4-Leg (Round Seat)	4-Leg (Square Seat)	4-Leg (Elongated Seat)
Seat Width:	15"	14.5"	15"
Seat Depth:	15"	14.5"	15"
Seat Height:	18"	18"	18"
Overall Width:	16"	16"	16"
Overall Depth:	16"	16"	16"
Qty./Wt. per carton:	1 ea./25 lbs.	1 ea./25 lbs.	1 ea./25 lbs.

Note: Minimum quantity of 2 backless stools per order.



TABOURET WITH ROUND SEAT

Wood Stain Leg Finish

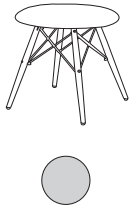


ULTRA CLEAR MAPLE



MEDIUM WALNUT

MODEL / DESCRIPTION / LIST PRICING



6284-W Tabouret (Round Seat)

COM Yardage: 0.75 Yard

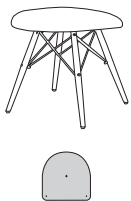
COM	GR1	GR2	GR3	GR4	GR5	GR6	GR7	GR8	GR9	GR10	LEA
\$432	\$462	\$481	\$500	\$520	\$541	\$562	\$585	\$608	\$633	\$658	\$778



6286-W Tabouret (Square Seat)

COM Yardage: 0.75 Yard

COM	GR1	GR2	GR3	GR4	GR5	GR6	GR7	GR8	GR9	GR10	LEA
\$443	\$474	\$493	\$513	\$533	\$555	\$577	\$600	\$624	\$649	\$675	\$797



6288-W Tabouret (Elongated Seat)

COM Yardage: 0.75 Yard

COM	GR1	GR2	GR3	GR4	GR5	GR6	GR7	GR8	GR9	GR10	LEA
\$454	\$486	\$505	\$525	\$546	\$568	\$591	\$615	\$639	\$665	\$691	\$817

NOTE: ELLIOT WOOD LEG CHAIRS AND STOOLS HAVE A WEIGHT CAPACITY OF 250 POUNDS

OPTIONS

Add upcharge to list price and code to model number

FR	CA133 Fire Retardant per yard.	\$90/yd.
MB	Moisture Barrier	\$68

SFG	Black Gloss or White Powder Coat Color - Metal Grid	\$48
-----	--	------



BAR STOOL - 30" HEIGHT




COUNTER STOOL - 24" HEIGHT



TABOURET - 18" HEIGHT

NOTE: ALL BAR STOOLS - 30" SEAT HEIGHT
ALL COUNTER HEIGHT STOOLS - 24" SEAT HEIGHT
ALL TABOURETS - 18" SEAT HEIGHT

ELLIOT WOOD LEG CHAIRS AND STOOLS HAVE A
WEIGHT CAPACITY OF 250 POUNDS



Note: Due to paint scuffing ERG does not recommend foot ring to be painted.





NOTE: ELLIOT WOOD LEG CHAIRS AND STOOLS HAVE A WEIGHT CAPACITY OF 250 POUNDS

ELLIOT OCCASIONAL TABLE

Elliot Series features four wood legs with metal grids. Choose from our large selection of laminate or wood veneer tops.



OCCASIONAL TABLE
TWO BASE MEDIUM WALNUT BASE WITH METAL GRID

**Wood Stain
Leg Finish**



ULTRA CLEAR MAPLE



MEDIUM WALNUT

ORDERING INFORMATION

- | | |
|--------------------------------|-------------------------------|
| 1) Series Name | 5) Edge Selection |
| 2) Model Number | 6) Grid Metal Selection Color |
| 3) Quantity | 7) Exposed Stained Edge Color |
| 4) Laminate / Veneer Selection | 8) Leg Stain |

ELLIOT SPECIFICATIONS

Table Top

Laminate tops are available in 3/4" thick exposed multi-ply or 3mm edge. Table top core is CARB Phase I & Phase II Compliant. Laminate, wood veneer and phenolic backing are glued with water based adhesives.

Cafe Table Base

Tapered round stained wood legs in beech. Diameter leg is 1.5". Table base has four to eight legs with metal grids.

Metal grid standard in polished chrome.

FINISHES

Laminate/Veneer Selections

ERG offers over 1000 standard laminate choices from Nevamar, Wilsonart, Formica and Pionite. Wood veneer is available in transparent stain colors - custom stain matching available.

Edge Finish:

3mm or exposed multi-ply (natural stain)

OPTIONS

- CODE: SFG-T - Powder Coat Color - Metal Grid (Black gloss or white)



ELLIOT OCCASIONAL TABLE



THREE BASE ELLIOT OCCASIONAL TABLE



SINGLE ROUND TABLE
ULTRA CLEAR MAPLE LEGS



SINGLE 4" RADIUS CORNER TABLE
MEDIUM WALNUT LEGS

MODEL / DESCRIPTION / LIST PRICING

ELLIOT OCCASIONAL SINGLE TABLES | ROUND



Model Number	Model Description	Table Top Size	Table Height	Table Shape	Shpg. Weight	2B, 4B LAMINATE TOP	8G WOOD VENEER TOP
OELL24D	Occasional	24" Dia	17"	round	40 lbs.	\$581	\$638
OELL30D	Occasional	30" Dia	17"	round	45 lbs.	\$684	\$752

ELLIOT OCCASIONAL SINGLE TABLES | 4" RADIUS CORNER



Model Number	Model Description	Table Top Size	Table Height	Table Shape	Shpg. Weight	2B, 4B LAMINATE TOP	8G WOOD VENEER TOP
OELL24S	Occasional	24" x 24"	17"	4" radius corner	50 lbs.	\$603	\$664
OELL30S	Occasional	30" x 30"	17"	4" radius corner	55 lbs.	\$713	\$784

OPTIONS

Add upcharge to list price and code to model number

SFG-T Black Gloss or White Powder Coat Color - **Metal Grid** \$48 per base



OCCASIONAL TABLE TWO BASE WITH METAL GRID

Wood Stain Leg Finish



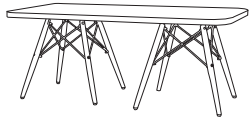
ULTRA CLEAR MAPLE



MEDIUM WALNUT

MODEL / DESCRIPTION / LIST PRICING

ELLIOT OCCASIONAL TABLE | 4" RADIUS CORNER



Model Number	Model Description	Table Top Size	Table Height	Table Shape	Shpg. Weight	2B 4B LAMINATE TOP	8G WOOD VENEER TOP
OELL2460	Occasional	24" x 60"	17"	rectangle	65 lbs.	\$827	\$909
OELL3048	Occasional	30" x 48"	17"	rectangle	65 lbs.	\$938	\$1031
OELL3060	Occasional	30" x 60"	17"	rectangle	65 lbs.	\$1034	\$1137



ELLIOT OCCASIONAL TABLE WITH CAFE CHAIRS

OPTIONS

Add upcharge to list price and code to model number

SFG-T Black Gloss or White Powder Coat Color - **Metal Grid** \$48 per base



BIG ROUND TABLE
ULTRA CLEAR MAPLE LEGS

MODEL / DESCRIPTION / LIST PRICING

ELLIOT OCCASIONAL TABLES | BIG ROUND



Model Number	Model Description	Table Top Size	Table Height	Table Shape	Shpg. Weight	2B 4B LAMINATE TOP	8G WOOD VENEER TOP
OLL48D	Occasional	48" Dia	17"	round	35 lbs.	\$1300	\$1365
OLL54D	Occasional	54" Dia	17"	round	40 lbs.	\$1409	\$1479
OLL60D	Occasional	60" Dia	17"	round	45 lbs.	\$1528	\$1604

ELLIOT OCCASIONAL TABLES | BIG SQUARE | 4" RADIUS CORNER



Model Number	Model Description	Table Top Size	Table Height	Table Shape	Shpg. Weight	2B, 4B LAMINATE TOP	8G WOOD VENEER TOP
OLL48S	Occasional	48" Sq	17"	round	35 lbs.	\$1411	\$1482
OLL54S	Occasional	54" Sq	17"	round	40 lbs.	\$1521	\$1597
OLL60S	Occasional	60" Sq	17"	round	45 lbs.	\$1643	\$1725



BIG SQUARE TABLE
MEDIUM WALNUT LEGS

OPTIONS

Add upcharge to list price and code to model number

SFG-T Black Gloss or White Powder Coat Color - **Metal Grid** \$48 per base


ELLIOT CAFE TABLE

Elliot Series features four wood legs with metal grids. Choose from our large selection of laminate or wood veneer tops.



MEDIUM WALNUT BASE WITH METAL GRID

Wood Stain Leg Finish



ULTRA CLEAR MAPLE



MEDIUM WALNUT

ORDERING INFORMATION

- | | |
|--------------------------------|-------------------------------|
| 1) Series Name | 5) Edge Selection |
| 2) Model Number | 6) Grid Metal Selection Color |
| 3) Quantity | 7) Exposed Stained Edge Color |
| 4) Laminate / Veneer Selection | 8) Leg Stain |

ELLIOT SPECIFICATIONS

Table Top

Laminate tops are available in 3/4" thick exposed multi-ply or 3MM edge. Table top core is CARB Phase I & Phase II Compliant. Laminate, wood veneer and phenolic backing are glued with water based adhesives.

Cafe Table Base

Tapered round stained wood legs in beech. Diameter leg is 1.5". Table base has four legs with metal grids. 29" cafe table height.

Metal grid standard in polished chrome.

Bar Height Table Base

Tapered round stained wood legs in beech. Diameter leg is 1.5". 40" bar height table features no metal grids.

Metal ring standard in polished chrome.

FINISHES

Laminate/Veneer Selections

ERG offers over 1000 standard laminate choices from Nevamar, Wilsonart, Formica and Pionite. Wood veneer is available in transparent stain colors - custom stain matching available.

Edge Finish:

3MM or exposed multi-ply (natural stain)

OPTIONS

- CODE: SFG-T - Powder Coat Color - Metal Grid (Black gloss or white)
- CODE: ULW - Ultra Lightweight Top
- CODE: RAD - Radius Corners for 3MM Edge



ULTRA CLEAR MAPLE FINISH ON ELLIOT CHAIRS AND TABLE

MODEL / DESCRIPTION / LIST PRICING

ELLIOT CAFE TABLES | ROUND



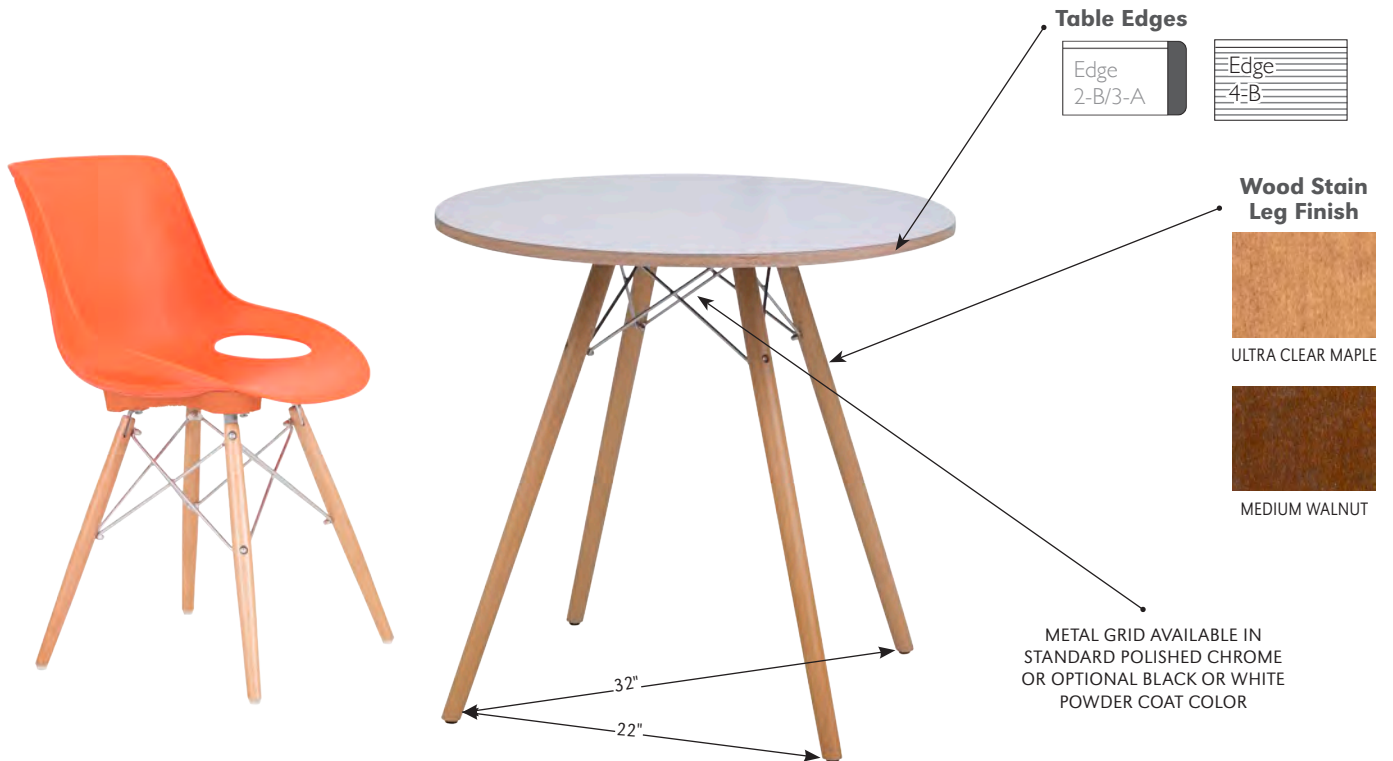
Model Number	Table Top Size	Shpg. Wght.	Base Spread	LAMINATE TOP		VENEER TOP
				GRP 2B/3A	GRP 4B	GRP 8G
ELL24D	24" Dia.	28 lbs.	22"x22"	\$585	\$805	\$885
ELL30D	30" Dia.	35 lbs.	22"x22"	\$690	\$866	\$952
ELL36D	36" Dia.	42 lbs.	22"x22"	\$757	\$1048	\$1250

ELLIOT CAFE TABLES | SQUARE



Model Number	Table Top Size	Shpg. Wght.	Base Spread	LAMINATE TOP		VENEER TOP
				GRP 2B/3A	GRP 4B	GRP 8G
ELL24S	24" Sq.	28 lbs.	22"x22"	\$649	\$845	\$855
ELL30S	30" Sq.	35 lbs.	22"x22"	\$707	\$966	\$1027

NOTE: CAFE TABLE HEIGHT = 29"



NOTE: NO SPECIAL HEIGHTS ON TABLES

OPTIONS

Add upcharge to list price and code to model number

SFG-T	Black Gloss or White Powder Coat Color - Metal Grid	\$48 per base	ULW	Ultra Lightweight Top	\$190
			RAD	Radius Corners for 3MM Edge	\$200 per table

MODEL / DESCRIPTION / LIST PRICING

ELLIOT/FORAY BAR HEIGHT TABLES | ROUND



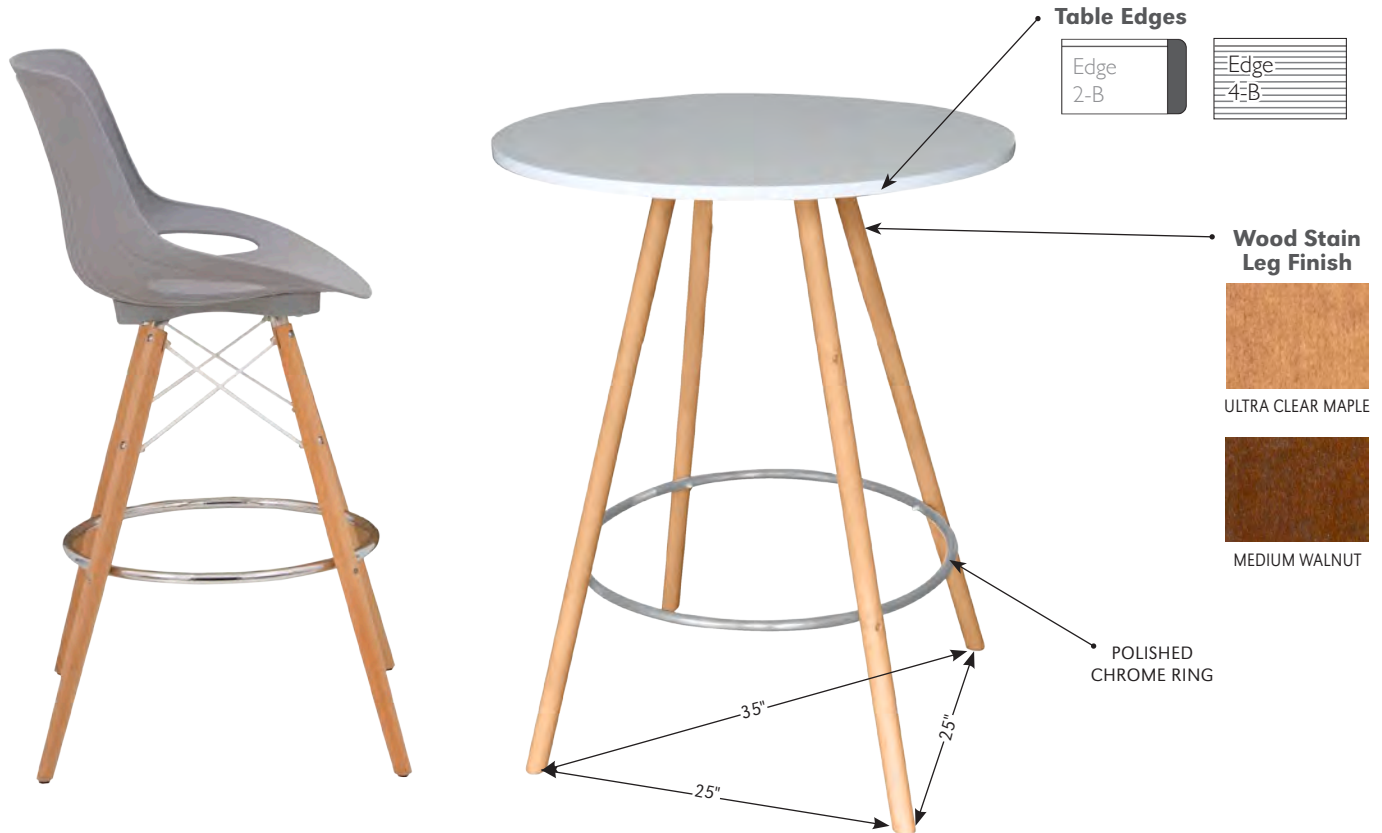
Model Number	Table Top Size	Shpg. Wght.	Base Spread	LAMINATE TOP		VENEER TOP
				GRP 2B/3A	GRP 4B	GRP 8G
ELLH24D	24" Dia.	32 lbs.	25"x25"	\$751	\$1033	\$1136
ELLH30D	30" Dia.	40 lbs.	25"x25"	\$973	\$1157	\$1258

ELLIOT/FORAY BAR HEIGHT TABLES | SQUARE



Model Number	Table Top Size	Shpg. Wght.	Base Spread	LAMINATE TOP		VENEER TOP
				GRP 2B/3A	GRP 4B	GRP 8G
ELLH24S	24" Sq.	32 lbs.	25"x25"	\$833	\$1062	\$1168
ELLH30S	30" Sq.	40 lbs.	25"x25"	\$908	\$1215	\$1296

NOTE: BAR HEIGHT TABLE HEIGHT = 40"



ELOS WOOD SERIES

Elos has a wood backrest and seat. Also available with upholstered seat or fully upholstered, frames offered with or without arms and in bar stool heights.



SIDE CHAIR WITH ROUND HOLE CUTOUT OPTION



BAR STOOL WITH UPHOLSTERED SEAT AND ROUND HOLE CUTOUT OPTION

ORDERING INFORMATION

To Order Please Specify:

- | | |
|----------------------------|--------------------------|
| 1) Series Name | 6) Fabric Grade & Number |
| 2) Model Number | 7) Optional Items |
| 3) Quantity | 8) Back Cutouts |
| 4) Wood Stain Finish Color | 9) Engraving |
| 5) Frame Color | |

COLORS / FINISHES

Wood Stain Finish Colors:

Standard wood stain colors.
Contrasting stain colors available.

Frame Finish Colors:

Standard powder coat colors.

ELOS GENERAL SPECIFICATIONS

Shell

- Contoured seat and backrest made of .50" thick, multi-ply Beech wood, available in transparent wood stain colors.
- Backrest measures 11.5" high by 17" wide.

Upholstery

- Seat is upholstered over 1" foam.
- Seat and/or back can be upholstered with choice of fabric, vinyl, crypton, leather or approved COM.

Frame

- .75" diameter, 14 gauge steel tubing with hand brazed welds.
- Available in 4-leg, 4-leg with arms, bar stool and bar stool with arms.

Glides

- Factory installed self leveling steel glides.

Stacking

- Elos stacks 4 high on the floor up to 6 on a dolly.

OPTIONS

- CODE: FR - CA133 Fire Retardant.
- CODE: MB - Moisture Barrier.
- CODE: WAC - Wood Arm Caps.
- CODE: RD - Round hole cutout back design.
- CODE: ENG - Laser Engraving.
- CODE: TT - Two Tone stain colors, inside and outside back.
For plain, no hole design.
- CODE: CS - Contrasting Stain Colors, Seat and Back.
- CODE: CH - Counter Height (24" seat height)
- CODE: SH - Specialty Height (any custom height)
- CODE: 2FO/C - Two Fabric Option



TWO TONE



SOLID BACK



LASER ENGRAVED



CONTRASTING SEAT/BACK



ROUND HOLE BACK DESIGN



WOOD ARM CAPS

DIMENSIONS	Chair	w/arms
Seat Width:	16.5"	16.5"
Seat Depth:	17.5"	17.5"
Seat Height:	18.25"	18.25"
Arm Height:	26"	26"
Back Height:	33.5"	33.5"
Overall Width:	18"	23"
Overall Depth:	18"	18"
Qty./Wt. per carton:	3 ea./48 lbs.	3 ea./48 lbs.



SIDE CHAIR, WOOD SEAT & BACK



SIDE CHAIR, FULLY UPHOLSTERED

MODEL / DESCRIPTION / LIST PRICING



240 4-Leg Side Chair

Chair
\$494

243 4-Leg Side Chair with Upholstered Seat

COM Yardage: 0.75 Yard

COM	GR1	GR2	GR3	GR4	GR5	GR6	GR7	GR8	GR9	GR10	LEA
\$516	\$553	\$574	\$598	\$621	\$647	\$672	\$699	\$727	\$756	\$786	\$929

245 4-Leg Side Chair with Upholstered Seat and Back

COM Yardage: 1.5 Yards

COM	GR1	GR2	GR3	GR4	GR5	GR6	GR7	GR8	GR9	GR10	LEA
\$540	\$577	\$601	\$624	\$650	\$675	\$703	\$730	\$760	\$791	\$822	\$972



241 4-Leg Side Chair with Arms

Chair
\$624

244 4-Leg Side Chair with Arms - Upholstered Seat

COM Yardage: 0.75 Yard

COM	GR1	GR2	GR3	GR4	GR5	GR6	GR7	GR8	GR9	GR10	LEA
\$648	\$694	\$721	\$750	\$780	\$811	\$844	\$877	\$912	\$949	\$986	\$1166

252 4-Leg Side Chair with Arms - Upholstered Seat and Back

COM Yardage: 1.5 Yards

COM	GR1	GR2	GR3	GR4	GR5	GR6	GR7	GR8	GR9	GR10	LEA
\$670	\$717	\$746	\$776	\$807	\$839	\$873	\$908	\$945	\$982	\$1021	\$1207

OPTIONS

Add upcharge to list price and code to model number

FR	CA133 Fire Retardant per yard.	\$90/yd.
MB	Moisture Barrier - Per Seat	\$68
WAC	Wood Arm Caps	\$108
RD	Round Hole Back Cutouts	\$75
ENG	Laser Engraving Back Design*	\$85

TT	Two Tone Stain Colors	\$75
CS	Contrasting Stain Colors, Seat and Back	\$79
#196	Stacking Dolly	\$483
2FO/C	2 Fabric Option	\$49

*One time setup fee of \$245. Minimum 12 chairs (of same design and series)

DIMENSIONS	Bar Stool	w/arms
Seat Width:	16.5"	16.5"
Seat Depth:	17.5"	17.5"
Seat Height:	30"	30"
Arm Height:	39"	39"
Back Height:	43"	43"
Overall Width:	18"	23"
Overall Depth:	18"	18"
Qty./Wt. per carton:	1 ea./36 lbs.	1 ea./36 lbs.

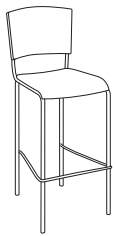


BAR STOOL, UPHOLSTERED SEAT



BAR STOOL WITH ARMS, UPHOLSTERED SEAT

MODEL / DESCRIPTION / LIST PRICING



248 Maple wood Bar Stool

Chair
\$693

249 Bar Stool with Upholstered Seat

COM Yardage: 0.75 Yard

COM	GR1	GR2	GR3	GR4	GR5	GR6	GR7	GR8	GR9	GR10	LEA
\$715	\$765	\$797	\$828	\$861	\$896	\$931	\$969	\$1008	\$1048	\$1089	\$1288

242 Bar Stool with Upholstered Seat and Back

COM Yardage: 1.5 Yards

COM	GR1	GR2	GR3	GR4	GR5	GR6	GR7	GR8	GR9	GR10	LEA
\$740	\$791	\$822	\$855	\$889	\$925	\$962	\$1001	\$1040	\$1082	\$1125	\$1330



250 Maple wood Bar Stool with Arms

Chair
\$802

251 Bar Stool with Arms - Upholstered Seat


COM Yardage: 0.75 Yard

COM	GR1	GR2	GR3	GR4	GR5	GR6	GR7	GR8	GR9	GR10	LEA
\$848	\$907	\$942	\$980	\$1020	\$1061	\$1103	\$1146	\$1192	\$1240	\$1290	\$1525

246 Bar Stool with Arms - Upholstered Seat and Back

COM Yardage: 1.5 Yards

COM	GR1	GR2	GR3	GR4	GR5	GR6	GR7	GR8	GR9	GR10	LEA
\$870	\$930	\$968	\$1007	\$1047	\$1088	\$1132	\$1177	\$1225	\$1274	\$1324	\$1566



OPTIONS

Add upcharge to list price and code to model number

FR	CA133 Fire Retardant per yard.	\$90/yd.
MB	Moisture Barrier - Per Seat	\$68
WAC	Wood Arm Caps	\$108
RD	Round Hole Back Cutouts	\$75
ENG	Laser Engraving Back Design*	\$85

TT	Two Tone Stain Colors	\$75
CS	Contrasting Stain Colors, Seat and Back	\$79
CH	Counter Height (24" seat height)	\$28
SH	Specialty Height (any custom height)	\$28
2FO/C	2 Fabric Option	\$49

*One time setup fee of \$245. Minimum 12 chairs (of same design and series)

ERINA SERIES TABLES

The Erina Series features 1000 laminate table top options with a rectangular steel bolted frame. Custom sizes are available.



ROUND COFFEE TABLE



SQUARE END TABLE



RECTANGULAR COFFEE TABLE

ORDERING INFORMATION

To Order Please Specify:

- 1) Series Name
- 2) Model Number
- 3) Quantity
- 4) Laminate Name and Number
- 5) Edge Selection
- 6) Powder Coat Leg Color

ERINA TABLE GENERAL SPECIFICATIONS

Table Tops

Table tops are 1.25" thick, finished in choice of laminate. Choose from over 1000 laminate choices from Wilsonart, Nevamar, Formica & Pionite.

Frame

Table legs are 12 gauge, 1" x 1.5" rectangular steel bolted to table top with metal inserts (No wood screws are used).

Finish





Standard powder coat colors available.

Glides

Tables come with factory installed black polyvinyl glides.

MODEL / DESCRIPTION / LIST PRICING

ERINA OCCASIONAL TABLES

	Model Number	Model Description	Table Top Size	Table Height	Table Shape	Shpg. Weight	LAMINATE TOP EFGE 2B OR 3A
	ER550	Occasional	20" x 20"	17"	square	23 lbs.	\$617
	ER551	Occasional	24" x 24"	17"	square	30 lbs.	\$652
	ER559	Occasional	36" x 36"	17"	square	46 lbs.	\$726
	ER558	Occasional	27.5" x 27.5"	17"	square	55 lbs.	\$784
	ER552	Occasional	30" dia.	17"	round	38 lbs.	\$688
	ER553	Occasional	36" dia.	17"	round	44 lbs.	\$737
	ER556	Occasional	28" x 42"	17"	rectangle	48 lbs.	\$834



FLAIR SINGLE SEAT LOUNGE WITH TABLET ARM, STORAGE SHELF AND OPTIONAL

FLAIR LOUNGE

The Flair Lounge design includes polished chrome or brushed aluminum legs in one, two or three seat lounges.



FLAIR TWO SEAT LOUNGE WITH BRUSHED ALUMINUM LEGS

ORDERING INFORMATION

To Order Please Specify:

- | | |
|-----------------|---------------------------|
| 1) Series Name | 4) Metal Leg Finish Color |
| 2) Model Number | 5) Fabric Grade & Number |
| 3) Quantity | 6) Optional Items |

FLAIR GENERAL SPECIFICATIONS

Frame Construction

Frame assembly is constructed of multi-ply hardwood, with tongue and groove construction. All foam is fully bonded to frame. Seat cushions are 4" graded high resiliency (H.R.) block foam with back 2" (H.R.) foam, covered entirely with special bonded polyester fiber to protect final upholstery. No-sag springs are installed in seat & back along with interlocking helicoil springs to prevent sagging and provide additional lower back and seat support.

Upholstery

Seat and back are covered in choice of fabric, vinyl, crypton, leather or COM. ERG uses only water based glues and adhesives in our upholstery process.

Legs

Standard polished chrome or brushed aluminum legs. Optional powder coat colors or solid maple wood legs available.

Note:

- Tablet orders of 5 or less - choice of 3 standard laminate colors: Wilsonart Black 1595-60, Formica Brite White 459-58 or Nevamar Silver Alu Metalx MXT003.
- Tablet orders of 6 or more - any choice standard laminate colors.

COLORS / FINISHES

Metal Legs Finish Colors:

Polished chrome or brushed aluminum is standard with optional powder coat colors available.

Solid Maple Wood Legs Stain Colors:

Transparent wood stain colors.


OPTIONS

- CODE: FR - CA133 Fire Retardant
- CODE: MB - Moisture Barrier
- CODE: SF - Optional powder coat finish - Legs
- CODE: CAS4 - 4" Casters.
- CODE: TAB(-) - Non-Removable Swivel Tablet (shape A, B or C, left or right arm).
- CODE: TABR1(-) - Removable Swivel Tablet (laminat shape A, B or C specify left or right arm)
- CODE: TABR2(-) - Removable Swivel Tablet (laminat shape A, B or C with opening for tablet on both arms)
- CODE: SST - Solid Surface Tablet Arm (add to Tablet option)
- CODE: WOD - Solid Maple Wood Legs, set of four
- CODE: 2FO - Two Fabric Option
- CODE: 3FO - Three Fabric Option
- CODE: AHG - Metal Hand Grip (Powder Coat Color)
- CODE: AHG/PC - Metal Hand Grip in Polished Chrome
- CODE: SSI - Laminated Inset Storage Shelf. White or Black
- CODE: CUP - Plastic Cup Holder (Black)
- CODE: FWC - Flair Wood Arm Caps
- CODE: CO - Cleanout up to 50"
- CODE: CO1 - Cleanout over 50"
- CODE: LAM5 - Non-standard laminate for 5 or less tablets see options for upcharge

Note: Factory installed power/data available, see accessories section for details and pricing.



BACK VIEW SHOWN WITH HAND GRIP & REMOVABLE TABLET



MAPLE WOOD LEGS



4" CASTERS



TABLET HARDWARE



SOLID SURFACE TABLET OPTION



CUP HOLDER

DIMENSIONS	Single Seat	Two Seat	Three Seat
Seat Width:	23"	48"	67"
Seat Depth:	19.5"	19.5"	19.5"
Seat Height:	17.5"	17.5"	17.5"
Arm Height:	23.5"	23.5"	23.5"
Back Height:	32"	32"	32"
Overall Width:	34"	59"	78"
Overall Depth:	28"	28"	28"
Qty./Wt.:	1 ea./85 lbs.	1 ea./155 lbs.	1 ea./190 lbs.



FLAIR SINGLE SEAT LOUNGE

MODEL / DESCRIPTION / LIST PRICING

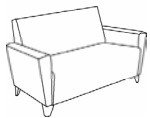


3495 Arm Chair - fully upholstered



COM Yardage: 6 Yds. / Back: 2 Yds. / Seat: 1.5 Yds. / Arms: 2.5 Yds.

COM	GR1	GR2	GR3	GR4	GR5	GR6	GR7	GR8	GR9	GR10	LEA
\$1604	\$1716	\$1785	\$1856	\$1930	\$2007	\$2088	\$2171	\$2259	\$2348	\$2442	\$2887

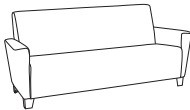


3498 Two Seat Lounge - fully upholstered

COM Yardage: 8.5 Yds. / Back: 3.5 Yds. / Seat: 2.5 Yds. / Arms: 2.5 Yds.

COM	GR1	GR2	GR3	GR4	GR5	GR6	GR7	GR8	GR9	GR10	LEA
\$2299	\$2461	\$2559	\$2660	\$2768	\$2878	\$2993	\$3113	\$3237	\$3367	\$3502	\$4139

COM Yardage (Optional two fabrics):



3499 Three Seat Lounge - fully upholstered

COM Yardage: 10.5 Yds. / Back: 4.5 Yds. / Seat: 3.5 Yds. / Arms: 2.5 Yds.

COM	GR1	GR2	GR3	GR4	GR5	GR6	GR7	GR8	GR9	GR10	LEA
\$2834	\$3032	\$3153	\$3280	\$3410	\$3547	\$3688	\$3837	\$3990	\$4149	\$4316	\$5101

TABLET SHAPES

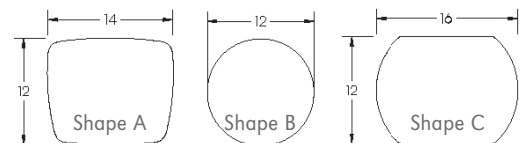
Choose from 3 Tablet Shapes::

Tablets for all modular series are available in 3 shapes, choose from the three shapes shown and specify; A, B or C and left or right (outside tablet) when ordering. Example: TAB-(A) Left - this would be a fixed swivel shape A tablet on the left side (when seated).

Optional Solid Surface available.

Note:

- Tablet orders of 5 or less - choice of 3 standard laminate colors: Wilsonart Black 1595-60, Formica Brite White 459-58 and Nevamar Silver Alu Metalx MXT003.
- Tablet orders of 6 or more - any choice standard laminate colors.



OPTIONS

Add upcharge to list price and code to model number

FR	CA133 Fire Retardant per yard	\$90/yd.
MB	Moisture Barrier - per seat	\$125
SF	Powder coat finish - legs	\$48
CAS4	4" Casters	\$30 ea.
TAB(-)	Swivel Tablet Non-Removable (specify A, B or C, left or right arm)	\$395
TABR1(-)	Removable Tablet (specify A, B or C, left or right arm)	\$470
TABR2(-)	Removable Tablet (specify A, B or C both arm openings)	\$570
SST	Solid Surface Tablet Arm - add to tablet option	\$125
WOD	Solid Maple Wood Legs	\$24 ea.
2FO	Two Fabric Option	\$98

3FO	Three Fabric Option	\$148
AHG	Metal Hand Grip (Powder Coat Color) - per seat	\$150
AHG/PC	Metal Hand Grip in Polished Chrome - per seat	\$198
SSI	Inset Storage Shelf	\$345
CUP	Plastic Cup Holder (Black)	\$95
CO	Clean out (overall width up to 50")	\$250
CO1	Clean out (overall width over 50")	\$385
LAM5	Non-standard laminate (5 tablets or less)	\$250 ea. tablet
FWC	Flair Wood Arm Caps	\$125

FLATCUT

Flatcut Series has a round cast iron base with a steel cover. This series is an ERG special economically priced offering.



ROUND TOP
BLACK TEXTURE FINISH



SQUARE TOP
POLISHED CHROME FINISH



BAR HEIGHT
POLISHED CHROME FINISH

ORDER INFORMATION

- | | |
|----------------------------|-------------------------------|
| 1) Series Name | 6) Laminate Selection and No. |
| 2) Model Number | 7) Edge Style Code and Color |
| 3) Size | 8) Wood Species |
| 4) Quantity | 9) Wood Stain Color |
| 5) Powder Coat Frame Color | 10) Optional Items |

FLATCUT BASE SPECIFICATIONS

Flatcut Base

- Table Height** Table height is 29" to 30" depending on table top specified. Bar Height table is 42".
- Column** 3", 14 gauge round steel tubing or optional wood.
- Base** Base has a 17" 22" and 28" base spread of cast iron with steel cover.
- Plate** 10" x 10" square • 12" X 12" square
14" X 14" square • 24" x 24" square
- Glides** Adjustable zinc rubber cushion glides
- Assembly** Base mounts to tabletop with ¼-20 x 1" machine screws into metal inserts in top.
NO WOOD SCREWS ARE USED.

Table Top

Table top core is CARB Compliant 1.25" particle board. Laminate, wood veneer and phenolic backing are glued with water based adhesives.

Edge Selections

ERG offers a wide variety of table top edge materials including PVC, wood, aluminum and resin/urethane.

FINISHES

Table Bases and Legs


Finished in standard powder coat colors.

Laminate/Veneer Selections

ERG offers over 1000 standard laminate choices from Nevamar, Wilsonart, Formica and Pionite. Wood veneer is available in transparent stain colors - custom stain matching available.

OPTIONS

- CODE: PC - Polished Chrome base.
- CODE: STH - Special Table Height (any table height other than 29" or bar height).
- CODE: RP - Painted Footring for Bar Height.
- CODE: RC - Polished Chrome Footring for Bar Height.
- CODE: WC - Wood Column for Café Height base.
- CODE: GD - Ganging
- CODE: ULW - Ultra Lightweight Top
- CODE: RAD - Radius Corners for 3MM Edge



FLATCUT BASE DETAIL
BLACK TEXTURE FINISH



OPTIONAL
SQUARE WOOD COLUMN

MODEL / DESCRIPTION / LIST PRICING

FLATCUT | CAFE | ROUND



Model Number	Table Top Size	Shpg. Wght.	Base Spread	LAMINATE TOP ASSORTED EDGES									VENEER TOP	
				GRP 1	GRP 2	GRP 3	GRP 4	GRP 5	GRP 6	GRP 7	GRP 8	GRP 9		
HFLT24D	24" Dia.	38	17"	\$449	\$459	\$526	\$584	\$700	\$796	\$911	\$1212	\$1347		
HFLT30D	30" Dia.	55	22"	\$536	\$547	\$636	\$713	\$866	\$993	\$1147	\$1472	\$1604		
HFLT36D	36" Dia.	88	22"	\$629	\$646	\$753	\$845	\$1031	\$1184	\$1369	\$1743	\$1889		
HFLT42D	42" Dia.	100	28"	\$938	\$959	\$1098	\$1220	\$1460	\$1661	\$1903	\$2531	\$2813		
HFLT48D	48" Dia.	120	28"	\$1023	\$1047	\$1218	\$1363	\$1655	\$1898	\$2189	\$2814	\$3069		

FLATCUT | CAFE | SQUARE



Model Number	Table Top Size	Shpg. Wght.	Base Spread	LAMINATE TOP ASSORTED EDGES									VENEER TOP	
				GRP 1	GRP 2	GRP 3	GRP 4	GRP 5	GRP 6	GRP 7	GRP 8	GRP 9		
HFLT24S	24" Sq.	48	17"	\$447	\$458	\$527	\$586	\$707	\$806	\$926	\$1216	\$1341		
HFLT2430S	24x30 Sq.	53	22"	\$481	\$492	\$574	\$645	\$784	\$901	\$1041	\$1329	\$1444		
HFLT30S	30" Sq.	69	22"	\$525	\$539	\$628	\$705	\$857	\$984	\$1137	\$1451	\$1577		
HFLT36S	36" Sq.	111	22"	\$638	\$654	\$765	\$861	\$1052	\$1210	\$1401	\$1773	\$1917		
HFLT42S	42" Sq.	125	28"	\$948	\$967	\$1109	\$1229	\$1470	\$1671	\$1911	\$2549	\$2841		

FLATCUT | CAFE | RECTANGLE



Model Number	Table Top Size	Shpg. Wght.	Base Spread	LAMINATE TOP ASSORTED EDGES									VENEER TOP	
				GRP 1	GRP 2	GRP 3	GRP 4	GRP 5	GRP 6	GRP 7	GRP 8	GRP 9		
HFLT2448	24x48 Sq.	70	2-17"	\$801	\$818	\$930	\$1027	\$1219	\$1380	\$1573	\$2136	\$2402		
HFLT2460	24x60 Sq.	79	2-17"	\$838	\$855	\$980	\$1087	\$1301	\$1478	\$1693	\$2255	\$2511		
HFLT3048	30x48 Sq.	79	2-17"	\$930	\$948	\$1071	\$1178	\$1390	\$1567	\$1779	\$2457	\$2788		
HFLT3060	30x60 Sq.	90	2-22"	\$981	\$1001	\$1141	\$1262	\$1505	\$1707	\$1949	\$2624	\$2939		

Note: When optional base finish is required, please multiply upcharge by 2 for tables supported with an extra base.

FLATCUT | BAR HEIGHT



Model Number	Table Top Size	Shpg. Wght.	Base Spread	LAMINATE TOP ASSORTED EDGES									VENEER TOP	
				GRP 1	GRP 2	GRP 3	GRP 4	GRP 5	GRP 6	GRP 7	GRP 8	GRP 9		
HFLTH24D	24" Dia.	59	17"	\$596	\$606	\$674	\$731	\$846	\$944	\$1058	\$1535	\$1785		
HFLTH30D	30" Dia.	83	22"	\$634	\$648	\$736	\$813	\$965	\$1093	\$1246	\$1692	\$1903		
HFLTH36D	36" Dia.	111	28"	\$846	\$862	\$970	\$1063	\$1247	\$1402	\$1587	\$2220	\$2537		

OPTIONS

Add upcharge to list price and code to model number

PC	Polished Chrome, for each 17" base.	\$75
PC	Polished Chrome, for each 22" base.	\$110
PC	Polished Chrome, for each 28" base.	\$160
STH	Special Table Height, for height other than 29"	\$150 per base
RP	Painted Footring - each base	\$110

RC	Polished Chrome Footring - each base	\$130
GD	Ganging per table	\$95
ULW	Ultra Lightweight Top	\$190
RAD	Radius Corners for 3MM Edge	\$200 per table



FLIP-TOP T BASE W/ OPTIONAL WHITE CASTERS



FLIPPED-UP AND NESTED

ORDERING INFORMATION

- | | |
|----------------------------|-------------------------------|
| 1) Series Name | 6) Laminate Selection and No. |
| 2) Model Number | 7) Edge Style Code and Color |
| 3) Size | 8) Wood Species |
| 4) Quantity | 9) Wood Stain Color |
| 5) Powder Coat Frame Color | 10) Optional Items |

FLIGHT TRAINING BASE SPECIFICATIONS

Flight T Base

Table Height	Table height is 29" to 30" depending on table top specified.
Column	2" round 14 gauge
Base	Laser-cut 12 gauge stamped steel plate – 16", 22" and 26" spreads
Plate	6" x 8" square
Glides	Adjustable zinc rubber cushion steel glides
Assembly	Top plate is welded to the vertical column and the vertical column is welded to the horizontal base. No tie rod assembly. Base mounts to tabletop with ¼-20 x 1" machine screws into metal inserts in top. Stretcher steel bars are used on tops 72" and longer.
Finish	Choice of standard powder coat colors – See "Color Selections" brochure

Flip-Top Mechanism

Aluminum die-cast top plate and aluminum housing with single handle cable release.

Folding Mechanism

Lightweight nylon injection molded housing, cast aluminum pivot and metal locking slider. Rigid, taper locking design is activated by single lever that also locks in folded position.

TABLE TOP SPECIFICATIONS

Table Tops

Table top core is CARB Phase I & Phase II Compliant. Laminate, wood veneer and phenolic backing are glued with water based adhesives.

Ultra-Lightweight Table Tops

Ultra-lightweight tables have an exceptionally strong manufactured MDF top made from 100% recovered and recycled wood fiber with at least 25% post-industrial recycled fiber; the balance consisting of recovered waste fiber. Ultra-light tables are 18% lighter than standard tables.

FINISHES

Laminate/Veneer Selections

ERG offers over 1000 standard laminate choices from Nevamar, Wilsonart, Formica and Pionite. Wood veneer is available in transparent stain colors - custom stain matching available.

Edge Selections:

ERG offers a wide variety of table top edge materials including PVC, wood, aluminum and resin/urethane. Special Edge Note: When ganging or butting tables together, ERG recommends using 3MM flat edge or flat wood edge. Square tables using PVC T-edge will have a 2" radius on all corners..


OPTIONS

- CODE: FLIP-T - Flip-Top mechanism per table
- CODE: SB - Stretcher bar for tables under 72"
- CODE: FOLD - Lightweight Folding Leg Mechanism per table
- CODE: CAS3 - 3" Locking Casters - Black
- CODE: CAS-W - 3" Locking Casters – White
- CODE: ULW - Ultra-lightweight table top
- CODE: GD - Ganging per table
- CODE: RAD - Radius Corners for 3MM Edge
- CODE: FTBH – Flip top support bar for rectangular bar height tables. (Maximum table top size 30x72)
- TABLE ACCESSORIES – Modesty Panels, Bridges, Grommets, Wire Management, Power & Communication Options, Table Dollies – see "Accessories" section in price list

Note: When ordering modesty panel, table and panel must have 3MM edge.



Table Storage Dollies
See Accessories Section



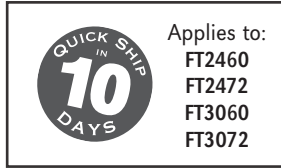
STEEL GLIDE
DETAIL



CASTERS IN
BLACK
OR WHITE



FLIP-TOP
MECHANISM



MODEL / DESCRIPTION / LIST PRICING

FLIGHT | RECTANGLE

RECTANGLE

Model Number	Table Top Size	Shpg. Wght.	Base Spread	LAMINATE TOP ASSORTED EDGES									VENEER TOP	
				GRP 1	GRP 2	GRP 3	GRP 4	GRP 5	GRP 6	GRP 7	GRP 8	GRP 9		
FT1836	18 X 36	54	2-16T	\$534	\$546	\$625	\$693	\$830	\$944	\$1079	\$1440	\$1602		
FT1848	18 X 48	61	2-16T	\$564	\$576	\$666	\$743	\$898	\$1026	\$1179	\$1537	\$1692		
FT1860	18 X 60	68	2-16T	\$593	\$607	\$708	\$793	\$965	\$1108	\$1280	\$1637	\$1780		
FT1872	18 X 72	75	2-16T	\$737	\$754	\$864	\$958	\$1148	\$1305	\$1494	\$1988	\$2211		
FT1884	18 X 84	81	2-16T	\$786	\$803	\$931	\$1041	\$1259	\$1442	\$1660	\$2151	\$2357		
FT1896	18 X 96	88	2-16T	\$816	\$836	\$973	\$1091	\$1327	\$1524	\$1759	\$2250	\$2448		
FT2436	24 X 36	61	2-22T	\$622	\$635	\$733	\$816	\$982	\$1120	\$1287	\$1689	\$1864		
FT2448	24 X 48	70	2-22T	\$658	\$675	\$784	\$879	\$1068	\$1225	\$1414	\$1813	\$1976		
FT2460	24 X 60	79	2-22T	\$695	\$713	\$837	\$943	\$1153	\$1329	\$1540	\$1939	\$2090		
FT2472	24 X 72	88	2-22T	\$847	\$867	\$1004	\$1120	\$1355	\$1549	\$1782	\$2317	\$2543		
FT2484	24 X 84	97	2-22T	\$904	\$927	\$1083	\$1217	\$1484	\$1707	\$1974	\$2506	\$2714		
FT2496	24 X 96	106	2-22T	\$941	\$965	\$1135	\$1280	\$1569	\$1810	\$2100	\$2631	\$2828		
FT3036	30 X 36	68	2-22T	\$655	\$671	\$780	\$873	\$1059	\$1216	\$1402	\$1802	\$1966		
FT3048	30 X 48	79	2-22T	\$700	\$717	\$843	\$949	\$1163	\$1341	\$1555	\$1954	\$2102		
FT3060	30 X 60	90	2-22T	\$744	\$765	\$905	\$1027	\$1266	\$1468	\$1708	\$2104	\$2239		
FT3072	30 X 72	102	2-22T	\$905	\$927	\$1084	\$1218	\$1485	\$1708	\$1975	\$2508	\$2715		
FT3084	30 X 84	113	2-22T	\$970	\$994	\$1174	\$1327	\$1633	\$1888	\$2195	\$2725	\$2911		
FT3096	30 X 96	124	2-22T	\$1014	\$1042	\$1236	\$1403	\$1737	\$2015	\$2348	\$2875	\$3047		
FT3648	36 X 48	88	2-26T	\$770	\$790	\$932	\$1055	\$1299	\$1503	\$1747	\$2165	\$2311		
FT3660	36 X 60	102	2-26T	\$822	\$845	\$1007	\$1145	\$1421	\$1650	\$1927	\$2344	\$2472		
FT3672	36 X 72	115	2-26T	\$990	\$1015	\$1195	\$1348	\$1657	\$1913	\$2221	\$2773	\$2973		
FT3684	36 X 84	129	2-26T	\$1063	\$1091	\$1296	\$1471	\$1823	\$2115	\$2465	\$3015	\$3191		
FT3696	36 X 96	142	2-26T	\$1115	\$1147	\$1370	\$1561	\$1944	\$2263	\$2646	\$3193	\$3351		



Note: FTBH option is required with STH option when ordering rectangle flip-top tables over 29" table height.

OPTIONS

Add upcharge to list price and code to model number

FLIP-T	Flip-Top per table	\$358
SB	Stretcher Bar for tables under 72"	\$80
FOLD	Lightweight Folding Leg Mechanism per table	\$298
CAS3	3" Locking Casters - Black (2 Casters per leg)	\$25 each
CAS-W	3" Locking Casters - White	\$30 each

ULW	Ultra-lightweight table top	\$190
GD	Ganging per table	\$95
RAD	Radius Corners for 3MM Edge	\$200 per table
FTBH	All t-base bar height tables with flip top	\$300



TRAPEZOID TOP WITH FLIP TOP AND CASTER OPTIONS

MODEL / DESCRIPTION / LIST PRICING

FLIGHT | HALF-ROUND



HALF ROUND

Model Number	Table Top Size	Shpg. Wght.	Base Spread	LAMINATE TOP ASSORTED EDGES								VENEER TOP	
				GRP 1	GRP 2	GRP 3	GRP 4	GRP 5	GRP 6	GRP 7	GRP 8	GRP 9	
FTHR2448	24 X 48	70	2-16T	\$1085	\$1136	\$1341	\$1469	\$1853	\$2175	\$2559	\$3039	\$3166	
FTHR3060	30 X 60	90	2-22T	\$1238	\$1299	\$1539	\$1689	\$2141	\$2517	\$2968	\$3492	\$3615	
FTHR3672	36 X 72	115	2-26T	\$1376	\$1447	\$1731	\$1910	\$2442	\$2889	\$3421	\$3938	\$4015	

FLIGHT | TRAPEZOID



TRAPEZOID

Model Number	Table Top Size	Shpg. Wght.	Base Spread	LAMINATE TOP ASSORTED EDGES								VENEER TOP	
				GRP 1	GRP 2	GRP 3	GRP 4	GRP 5	GRP 6	GRP 7	GRP 8	GRP 9	
FTT2448	24 x 48	70	2-16T	\$927	\$964	\$1110	\$1200	\$1472	\$1699	\$1972	\$2499	\$2709	
FTT2460	24 x 60	79	2-22T	\$983	\$1019	\$1163	\$1254	\$1525	\$1750	\$2022	\$2616	\$2869	
FTT3060	30 x 60	90	2-22T	\$1023	\$1063	\$1220	\$1319	\$1614	\$1861	\$2157	\$2748	\$2987	
FTT3672	36 x 72	115	2-26T	\$1199	\$1252	\$1462	\$1593	\$1987	\$2315	\$2708	\$3304	\$3501	

Note: FTBH option is required with STH option when ordering rectangle flip-top tables over 29" table height.

OPTIONS

Add upcharge to list price and code to model number

FLIP-T	Flip-Top per table	\$358
SB	Stretcher Bar for tables under 72"	\$80
FOLD	Lightweight Folding Leg Mechanism per table	\$298
CAS3	3" Locking Casters - Black (2 Casters per leg)	\$25 each

CAS-W	3" Locking Casters - White	\$30 each
ULW	Ultra-lightweight table top	\$190
GD	Ganging per table	\$95
FTBH	All t-base bar height tables with flip top	\$300

Foray Specifications 2



Foray chair (metal frame)..... 3



Foray chair (wood bold legs) 4



Foray bar stool 5



Foray bar stool (wood bold legs)..... 6



Foray Features 7-12



FORAY

Foray series is a sturdy lightweight chair that has a distinct dynamic contour design and style. The Foray offers a upholstered seat insert option in your choice of fabric on a welded steel frame or wood legs.



CAFÉ CHAIR WOOD LEGS



BAR STOOL METAL LEGS

ORDERING INFORMATION

To Order Please Specify:

- 1) Series Name
- 2) Model Number
- 3) Quantity
- 4) Wood Stain Color
- 5) Optional Powder Coat Color
- 6) Fabric Grade and Number
- 7) Optional Items

GENERAL SPECIFICATIONS

Shell

- Foray chair is a one piece polypropylene shell featuring a sleek dynamic style contoured all around. Very sturdy. The Foray also offers a wide clean out area and a gentle flex back. Seat is slightly inclined for a better sit.

Note: Molded polypropylene material is shatter proof and scratch resistant.

Upholstery

- Foray upholstered seat insert .5" high resiliency foam.
- Seat can be upholstered with choice of fabric, vinyl, crypton, leather or approved COM.

Metal Frame

- Foray 4-leg frames are fully welded 14-gauge, 1" diameter tubular steel.

Wood Legs (Stained Beech wood)

- Foray 4-leg wood stain in any standard stain color.
- Tapered solid wood legs 1.25"-1.75".
- Welded under seat steel leg bracket - painted in white.
- Bar stool with wood legs comes with standard chrome foot ring.
- **Wood Leg Chairs and Stools have a 250 lb. weight limit.**

Glides

- Factory installed self leveling steel glides
- Plastic glides for wood.
- Poly underseat plate always in white (wood legs).

Stacking

- Foray chairs do not stack
- Foray chairs will ship one chair per box

COLORS / FINISHES

Metal Frame Finish Colors

Standard polished chrome frame finish.

- Standard powder coat colors available with upcharge.

8 Shell Colors:

- Black
- Beige
- Medium Gray
- Soft Yellow
- White
- Tangerine Orange
- Red
- Ivy Green

OPTIONS

- CODE: FR - CA133 Fire Retardant.
- CODE: MB - Moisture Barrier.
- CODE: SF - Powder Coat Color Finish
- CODE: CH - Counter Height (24" seat height) Metal Only
- CODE: SH - Special Height (any custom height) Metal Only



FORAY CAFÉ CHAIR WITH UPHOLSTERED SEAT INSERT

DIMENSIONS	Café Chair
Inside Width:	18"
Seat Height:	18"
Overall Depth:	22"
Overall Width:	21"
Overall Height:	31"
Qty./Wt. per carton:	1 ea./14 lbs.



CAFÉ CHAIR
WITH UPHOLSTERED SEAT INSERT



CAFÉ CHAIR

MODEL / DESCRIPTION / LIST PRICING



6240 Foray Café Metal Leg Chair (4-Leg)

Chair
\$267



6241 Foray Café Chair - Upholstered Seat Insert (4-Leg)

COM Yardage: .75 Yards

COM	GR1	GR2	GR3	GR4	GR5	GR6	GR7	GR8	GR9	GR10	LEA
\$355	\$380	\$395	\$411	\$427	\$444	\$462	\$480	\$499	\$520	\$541	\$639

8 PLASTIC SHELL COLORS



WHITE



RED



TANGERINE ORANGE



SOFT YELLOW



IVY GREEN



BEIGE



MEDIUM GRAY



BLACK

OPTIONS

Add upcharge to list price and code to model number

FR	CA133 Fire Retardant per yard	\$90/yd.
MB	Moisture Barrier - Per Seat	\$68

SF	Powder Coat Color Finish - 4-Leg Chair	\$38
----	--	------

DIMENSIONS	Café Chair
Inside Width:	18"
Seat Height:	18"
Overall Depth:	22"
Overall Width:	21"
Overall Height:	31"
Qty./Wt. per carton:	1 ea./14 lbs.



NEW WELDED METAL LEG BRACKET



CAFÉ CHAIR W/WOOD BOLD LEGS

**All Standard
Wood Stain
Colors Available!**

MODEL / DESCRIPTION / LIST PRICING



6240-W Foray Café Chair (Wood Bold Legs)

Chair
\$406



6241-W Foray Café Chair - Upholstered Seat Insert (Wood Bold Legs)

COM Yardage: .75 Yards

COM	GR1	GR2	GR3	GR4	GR5	GR6	GR7	GR8	GR9	GR10	LEA
\$490	\$524	\$545	\$567	\$590	\$613	\$638	\$663	\$690	\$718	\$746	\$882

NOTE: ELLIOT WOOD LEG CHAIRS AND STOOLS HAVE A WEIGHT CAPACITY OF 250 POUNDS

8 PLASTIC SHELL COLORS



WHITE



RED



TANGERINE ORANGE



SOFT YELLOW



IVY GREEN



BEIGE



MEDIUM GRAY



BLACK

OPTIONS

Add upcharge to list price and code to model number

FR	CA133 Fire Retardant per yard	\$90/yd.	MB	Moisture Barrier - Per Seat	\$68
----	-------------------------------	----------	----	-----------------------------	------

DIMENSIONS	Bar Stool
Inside Width:	18"
Seat Height:	30"
Overall Depth:	21.5"
Overall Width:	20.5"
Overall Height:	44.5"
Qty./Wt. per carton:	1 ea./21 lbs.



BAR STOOL

MODEL / DESCRIPTION / LIST PRICING



6242 Foray Bar Stool (4-Leg)



Chair
\$432



6243 Foray Bar Stool - Upholstered Seat Insert (4-Leg)

COM Yardage: .75 Yards

COM	GR1	GR2	GR3	GR4	GR5	GR6	GR7	GR8	GR9	GR10	LEA
\$519	\$555	\$577	\$600	\$624	\$649	\$675	\$702	\$730	\$759	\$790	\$934

8 PLASTIC SHELL COLORS



WHITE



RED



TANGERINE ORANGE



SOFT YELLOW



IVY GREEN



BEIGE



MEDIUM GRAY



BLACK

OPTIONS

Add upcharge to list price and code to model number

CH	Counter Height (24" seat height) Metal	\$28
SH	Specialty Height (any custom height) Metal	\$28
FR	CA133 Fire Retardant per yard	\$90/yd.

MB	Moisture Barrier - Per Seat	\$68
SF	Powder Coat Finish - Bar Stool	\$58

DIMENSIONS	Bar Stool
Inside Width:	18"
Seat Height:	29"
Overall Depth:	22"
Overall Width:	23"
Overall Height:	41"
Qty./Wt. per carton:	1 ea./21 lbs.



**All Standard
Wood Stain
Colors Available!**

BAR STOOL W/ WOOD LEGS WITH
STANDARD CHROME FOOT RING

MODEL / DESCRIPTION / LIST PRICING



6242-W Foray Bar Stool (Wood Bold Legs)

Chair
\$578



6243-W Foray Bar Stool - Upholstered Seat Insert (Wood Bold Legs)

COM Yardage: .75 Yards

COM	GR1	GR2	GR3	GR4	GR5	GR6	GR7	GR8	GR9	GR10	LEA
\$662	\$708	\$737	\$766	\$797	\$829	\$862	\$896	\$932	\$969	\$1008	\$1192

NOTE: ELLIOT WOOD LEG CHAIRS AND STOOLS HAVE A WEIGHT CAPACITY OF 250 POUNDS

8 PLASTIC SHELL COLORS



WHITE



RED



TANGERINE ORANGE



SOFT YELLOW



IVY GREEN



BEIGE



MEDIUM GRAY



BLACK

OPTIONS

Add upcharge to list price and code to model number

FR	CA133 Fire Retardant per yard	\$90/yd.
----	-------------------------------	----------

MB	Moisture Barrier - Per Seat	\$68
----	-----------------------------	------

NOTE: NO OTHER HEIGHTS AVAILABLE



4 LEG CHAIRS IN POLISHED CHROME FINISH



FRONT VIEW



PROFILE



FORAY CHAIRS AND BAR STOOLS



30° ANGLE



BACK VIEW



WOOD LEG CHAIRS



FRONT VIEW



SEAT INSERT

NOTE: FORAY WOOD LEG CHAIRS AND STOOLS HAVE A WEIGHT CAPACITY OF 250 POUNDS



4 LEG BAR STOOLS IN POLISHED CHROME



FRONT VIEW



PROFILE



4 LEG BAR STOOLS STANDARD IN POLISHED CHROME OR OPTIONAL POWDER COAT COLORS



30° ANGLE



BACK VIEW



BAR STOOLS WITH ULTRA CLEAR MAPLE FINISH WOOD LEGS



30° ANGLE



BACK VIEW

NOTE: FORAY WOOD LEG CHAIRS AND STOOLS HAVE A WEIGHT CAPACITY OF 250 POUNDS

FRANKY SLIM

The Franky Slim is fully upholstered over high resiliency foam on a solid hardwood frame featuring square steel tube or solid wood legs. Designed for student housing and any public spaces that require long duration seating comfort.



FRANKY SLIM ARM CHAIR
WOOD LEGS - OPTIONAL WOOD ARM CAPS



FRANKY SLIM OTTOMAN



TWO SEAT FRANKY SLIM LOUNGE
SQUARE TUFTING

ORDERING INFORMATION

- 1) Series Name
- 2) Model Number
- 3) Quantity
- 4) Fabric Grade and Number
- 5) Leg Finish
- 6) Optional Tufting
- 7) Optional Items

FRANKY SLIM LOUNGE SPECIFICATIONS

Frame

Frame assembly is constructed of solid hardwood, and multi-ply hardwood, with tongue and groove construction. No sag-springs are installed in seat & back along with interlocking helicoil springs to prevent sagging and provide additional lower back and seat support.

Upholstery

Seat foam is bonded to all sides of hardwood frame. Seat cushions are 4" graded, high resiliency (H.R.) block foam with seat back 3" H.R. foam, covered entirely with special bonded polyester fiber to protect final upholstery. ERG uses only water-based glues and adhesives in all our upholstery process.

Arm Caps

Wood arm caps are optional on Franky wood leg models.

Tufting

Square, vertical & diagonal tufting options available for lounges, ottomans and benches.

Legs

1" square tubular steel legs are available in over 20 standard epoxy powder coat colors or optional polished chrome. Wood legs are 2" square solid maple and are available in all standard wood stain colors.

Warranty

ERG offers a lifetime warranty on all foam and frames.

COLORS / FINISHES

Leg Finish Colors:

Standard powder coat color choices, optional polished chrome or wood stain colors.

OPTIONS

- CODE: FR - CA133 Fire Retardant option.
- CODE: MB - Moisture Barrier on seat.
- CODE: PCL - Polished Chrome Legs.
- CODE: TF1 - Single Seat Tufting.
- CODE: TF2 - Two Seat Tufting.
- CODE: TF3 - Three Seat Tufting.
- CODE: TFO - Ottoman Tufting.
- CODE: PCL - Polished Chrome Legs.
- CODE: WAC - Wood Arm Caps.

Note: Factory installed power/data available, see accessories section for details and pricing.

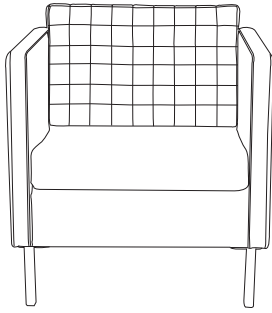


METAL LEGS



WOOD LEGS


TUFTING OPTIONS



square




with optional tufting



diagonal



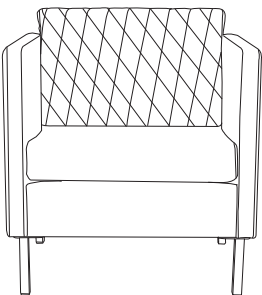
with optional tufting



vertical



with optional tufting



diamond



with optional tufting

TUFTING

Choose from 4 Tufting Shapes:

Tufting for all lounge, ottoman and bench series are available in 4 designs.
Please specify Square, Vertical, Diamond or Diagonal when ordering.

FRANKY SLIM LOUNGE
ARM CHAIR AND LOUNGE SOFAS
METAL LEGS

DIMENSIONS	Single Seat	Two Seat	Three Seat
Seat Depth:	21"	21"	21"
Seat Height:	18"	18"	18"
Seat Width:	23"	46.5"	70"
Arm Height:	28"	28"	28"
Overall Depth:	30.5"	30.5"	30.5"
Overall Width:	28.5"	52"	75.5"
Overall Height:	32"	32"	32"
Qty./Wt.:	1 ea./75 lbs.	1 ea./95 lbs.	1 ea./120 lbs.



FRANKY SLIM LOUNGE



TWO SEAT FRANKY SLIM LOUNGE
SQUARE TUFTING OPTION

MODEL / DESCRIPTION / LIST PRICING



6420-M Single Seat Lounge

COM Yardage: Arms 3 Yds. pair / Frame: 1 Yd. / Seat/Back Pillow: 2.5 Yds.

COM	GR1	GR2	GR3	GR4	GR5	GR6	GR7	GR8	GR9	GR10	LEA
\$1679	\$1796	\$1868	\$1943	\$2021	\$2102	\$2186	\$2273	\$2364	\$2459	\$2557	\$3022



6422-M Two Seat Lounge

COM Yardage: Arms 3 Yds. pair / Frame: 1.5 Yds. / Seat/Back Pillow: 5 Yds.

COM	GR1	GR2	GR3	GR4	GR5	GR6	GR7	GR8	GR9	GR10	LEA
\$2260	\$2418	\$2514	\$2615	\$2720	\$2828	\$2942	\$3059	\$3182	\$3309	\$3441	\$4067



6424-M Three Seat Lounge (6 legs)


COM Yardage: Arms 3 Yds. pair / Frame: 2 Yds. / Seat/Back Pillow: 7.5 Yds.

COM	GR1	GR2	GR3	GR4	GR5	GR6	GR7	GR8	GR9	GR10	LEA
\$2954	\$3160	\$3287	\$3418	\$3555	\$3697	\$3845	\$3999	\$4159	\$4325	\$4498	\$5317

TUFTING

Choose from 4 Tufting Shapes:


Tufting for all lounge, ottoman and bench series are available in 4 designs. Please specify Square, Vertical, Diagonal or Diamond when ordering.



square



vertical



diagonal



diamond

OPTIONS

Add upcharge to list price and code to model number

FR	CA133 Fire Retardant per yard	\$90/yd.
MB	Moisture Barrier - per seat	\$125
2FO	Two fabric option	\$98
PCL	Polished Chrome Leg	\$17 per leg

TF1	Tufting - single seat	\$189
TF2	Tufting - two seat	\$340
TF3	Tufting - three seat	\$486

**FRANKY SLIM LOUNGE
ARM CHAIR AND LOUNGE SOFAS
WOOD LEGS**

DIMENSIONS	Single Seat	Two Seat	Three Seat
Seat Depth:	21"	21"	21"
Seat Height:	18"	18"	18"
Seat Width:	23"	46.5"	70"
Arm Height:	28"	28"	28"
Overall Depth:	30.5"	30.5"	30.5"
Overall Width:	28.5"	52"	75.5"
Overall Height:	32"	32"	32"
Qty./Wt.:	1 ea./75 lbs.	1 ea./95 lbs.	1 ea./120 lbs.



FRANKY SLIM ARM CHAIR
WOOD LEGS - OPTIONAL WOOD ARM CAPS



TWO SEAT FRANKY SLIM LOUNGE
WOOD LEGS - OPTIONAL WOOD ARM CAPS

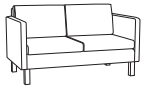
MODEL / DESCRIPTION / LIST PRICING



6420-W Single Seat Lounge

COM Yardage: Arms 3 Yds. pair / Frame: 1 Yd. / Seat/Back Pillow: 2.5 Yds.

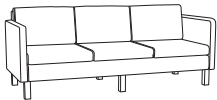
COM	GR1	GR2	GR3	GR4	GR5	GR6	GR7	GR8	GR9	GR10	LEA
\$1835	\$1964	\$2042	\$2124	\$2209	\$2297	\$2389	\$2485	\$2584	\$2688	\$2795	\$3304



6422-W Two Seat Lounge

COM Yardage: Arms 3 Yds. pair / Frame: 1.5 Yds. / Seat/Back Pillow: 5 Yds.

COM	GR1	GR2	GR3	GR4	GR5	GR6	GR7	GR8	GR9	GR10	LEA
\$2438	\$2609	\$2713	\$2822	\$2935	\$3052	\$3174	\$3301	\$3433	\$3570	\$3713	\$4389



6424-W Three Seat Lounge


COM Yardage: Arms 3 Yds. pair / Frame: 2 Yds. / Seat/Back Pillow: 7.5 Yds.

COM	GR1	GR2	GR3	GR4	GR5	GR6	GR7	GR8	GR9	GR10	LEA
\$3008	\$3229	\$3365	\$3505	\$3651	\$3804	\$3962	\$4126	\$4297	\$4475	\$4660	\$5535

TUFTING

Choose from 4 Tufting Shapes:


Tufting for all lounge, ottoman and bench series are available in 4 designs. Please specify Square, Vertical, Diamond or Diagonal when ordering.



square



vertical



diagonal



diamond

OPTIONS

Add upcharge to list price and code to model number

FR	CA133 Fire Retardant per yard	\$90/yd.	TF1	Tufting - single seat	\$189
MB	Moisture Barrier - per seat	\$125	TF2	Tufting - two seat	\$340
2FO	Two fabric option	\$98	TF3	Tufting - three seat	\$486
PCL	Polished Chrome Leg	\$17 per leg	WAC	Wood Arm Caps	\$75 each

FRANKY SLIM

The Franky Slim metal bench and ottoman is fully upholstered over high resiliency foam on a solid steel frame featuring square steel tube legs. Designed for student housing and any public spaces that require long duration seating comfort.



3 SEAT BENCH



FRANKY SLIM OTTOMAN

ORDERING INFORMATION

- | | |
|----------------------------|---------------------|
| 1) Series Name | 5) Leg Finish |
| 2) Model Number | 6) Optional tufting |
| 3) Quantity | 7) Optional Items |
| 4) Fabric Grade and Number | |

FRANKY SLIM LOUNGE SPECIFICATIONS

Steel Frame Construction

- Built-in wall saver design.
- 1-1/4" square steel tubing, welded to steel apron.

Upholstery

Seat foam is bonded to all sides of hardwood frame. Seat cushions are 4" graded, high resiliency (H.R.) block foam with seat back 3" H.R. foam, covered entirely with special bonded polyester fiber to protect final upholstery. ERG uses only water-based glues and adhesives in all our upholstery process.

Seat

- Large webbing stretched over hardwood frame
- High resiliency foam applied and bonded

Tufting

Square, vertical & diagonal tufting options available for lounges, ottomans and benches.

Legs

1" square tubular steel legs are available in over 20 standard epoxy powder coat colors or optional polished chrome. Wood legs are 2" square solid maple and are available on ottoman only in all standard wood stain colors.

Warranty

ERG offers a lifetime warranty on all foam and frames.

COLORS / FINISHES

Leg Finish Colors:

- Metal:** Standard powder coat colors, optional polished chrome
- Wood:** Standard wood stain colors

OPTIONS

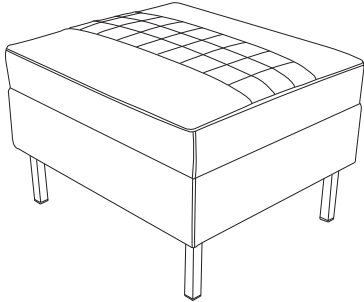
- CODE: FR - CA133 Fire Retardant option. Add an additional \$90 per yard.
- CODE: MB - Moisture Barrier on seat.
- CODE: PCL - Polished Chrome Legs.
- CODE: TF2 - Two seat tufting.
- CODE: TF3 - Three seat tufting.
- CODE: TFO - Ottoman tufting.

Note: Factory installed power/data available, see accessories section for details and pricing.



METAL LEGS

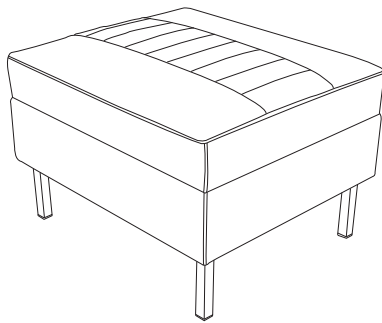
OTTOMAN & BENCHES TUFTING OPTIONS



square



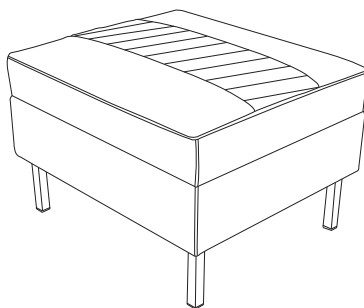
with optional tufting



vertical



with optional tufting



diagonal



with optional tufting

DIMENSIONS	Ottoman	2-Seat Bench	3-Seat Bench
Overall Depth:	20"	20"	20"
Overall Width:	22"	42"	60"
Overall Height:	16"	18"	18"
Qty./Wt. per carton:	1 ea./35 lbs.	1 ea./55 lbs.	1 ea./80 lbs.

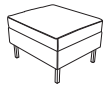


OTTOMAN



3 SEAT BENCH

MODEL / DESCRIPTION / LIST PRICING



6426-M Ottoman Metal Legs

COM Yardage: 1.5 Yards.

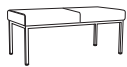
COM	GR1	GR2	GR3	GR4	GR5	GR6	GR7	GR8	GR9	GR10	LEA
\$1018	\$1089	\$1133	\$1177	\$1225	\$1274	\$1325	\$1378	\$1433	\$1490	\$1550	\$1831



6426-W Ottoman Wood Legs

COM Yardage: 1.5 Yards.

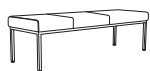
COM	GR1	GR2	GR3	GR4	GR5	GR6	GR7	GR8	GR9	GR10	LEA
\$1078	\$1154	\$1200	\$1248	\$1298	\$1349	\$1404	\$1460	\$1518	\$1579	\$1642	\$1941



6428-M 2 Seat Bench

COM Yardage: 2 Yards.

COM	GR1	GR2	GR3	GR4	GR5	GR6	GR7	GR8	GR9	GR10	LEA
\$1569	\$1678	\$1745	\$1815	\$1887	\$1963	\$2041	\$2123	\$2208	\$2297	\$2389	\$2823



6429-M 3 Seat Bench

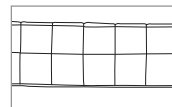
COM Yardage: 3 Yards.

COM	GR1	GR2	GR3	GR4	GR5	GR6	GR7	GR8	GR9	GR10	LEA
\$2050	\$2193	\$2280	\$2372	\$2467	\$2566	\$2668	\$2775	\$2886	\$3001	\$3121	\$3689

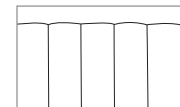
TUFTING

Choose from 3 Tufting Shapes:

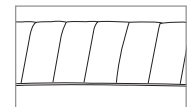
Tufting for all lounge, ottoman and bench series are available in 3 designs. Please specify Square, Vertical or Diagonal when ordering.



square



vertical



diagonal

OPTIONS

Add upcharge to list price and code to model number

FR	CA133 Fire Retardant per yard.	\$90/yd.
MB1	Moisture Barrier on seat - per seat	\$125
PCL	Polished chrome leg Ottoman	\$88
PCL	Polished chrome leg 2 Seat Bench	\$358

PCL	Polished chrome leg 3 Seat Bench	\$475
TFO	Ottoman tufting	\$156
TF2	Two seat bench tufting	\$280
TF3	Three seat bench tufting	\$374

GEOMETRA UPHOLSTERED W/TABLE TOPS

Geometra Upholstered Tables feature fully upholstered sides with laminate table tops standard. Available in shapes of circles, squares and triangles.



GEOMETRA SQUARE



GEOMETRA ROUND

ORDERING INFORMATION

- | | |
|--|----------------------------------|
| 1) Series Name | 6) Table Top Material and Finish |
| 2) Model Number | 7) Edge Selection |
| 3) Quantity | 8) Optional Items |
| 4) Fabric Grade and Number | |
| 5) Contrasting Fabric Grade and Number | |

OPTIONS

- CODE: FR - CA133 Fire Retardant - per yard.
- CODE: WOD - Maple Wood Legs.
- CODE: ML - Metal Legs.
- CODE: 2FO - Two Fabric Option.
- CODE: 3FO - Three Fabric Option.
- CODE: SST - Solid Surface top.
- TABLE ACCESSORIES - Wire Management, Power & Communication Options - see Accessories section in price list or call for quote.

GEOMETRA TABLE SPECIFICATIONS

Table Top

Table core is CARB Phase I & Phase II Compliant. Laminate, wood veneer and phenolic backing are glued with water based adhesives.

ERG offers over 1000 standard laminate choices from Nevamar, Wilsonart, Formica and Pionite with 3MM PVC edge.

Wood veneer, solid surface, 3form Chroma and stone table tops will be quoted upon request.

Frame

Frame assembly is constructed of solid and multi-ply hardwood milled on 4 sides to 1" thickness.

Glides

Tables come with factory installed, 2" nylon glides in black. Optional metal and wood legs are available.

Upholstery


Geometra can be upholstered in choice of fabric, vinyl, crypton, leather or Customers Own Material. Foam is bonded to all sides of hardwood frame. Two fabric design is available in square and circle occasional tables and three fabric design is available for triangular occasional tables.

NOTE: all adhesives used in ERG manufacturing are water based, non-toxic and 100% environmentally friendly.

Note: Factory installed power/data available, see accessories section for details and pricing.



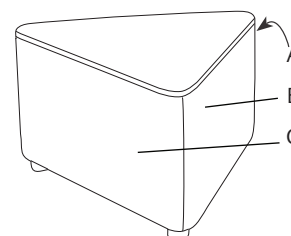
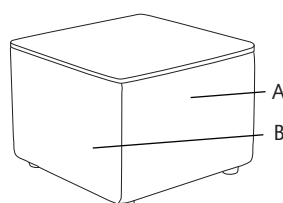
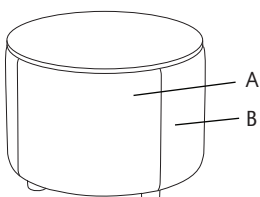
MAPLE WOOD LEGS



ELECTRICAL / DATA

TWO & THREE FABRIC DESIGN

Due to the geometric design options it is necessary to **include with your order a sketch/layout** to specify which fabric is to be used on each area of the Geometra. Use the callouts shown below to define fabric areas in your sketch.



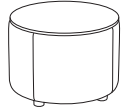
Three Fabric Design for the triangle shape only

DIMENSIONS	Circle Table	Triangle Table	Square Table
Overall Depth:	24", 30", 36"	29"	24", 29"
Overall Width:	24", 30", 36"	29"	24", 29"
Overall Height:	18"	18"	18"
Qty./Wt.:	1 ea./39 lbs.	1 ea./45 lbs.	1 ea./65 lbs.



SQUARE GEOMETRA WITH LAMINATE TOP

MODEL / DESCRIPTION / LIST PRICING



580 24" Circle Table with Laminate Top (4 legs) COM Yardage: 1.25 Yds.

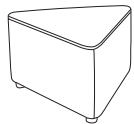
COM	GR1	GR2	GR3	GR4	GR5	GR6	GR7	GR8	GR9	GR10	LEA
\$1584	\$1696	\$1763	\$1833	\$1907	\$1983	\$2062	\$2145	\$2231	\$2321	\$2413	\$2852

582 30" Circle Table with Laminate Top (4 legs) COM Yardage: 1.5 Yds.

COM	GR1	GR2	GR3	GR4	GR5	GR6	GR7	GR8	GR9	GR10	LEA
\$1903	\$2036	\$2117	\$2202	\$2290	\$2381	\$2477	\$2576	\$2679	\$2786	\$2898	\$3425

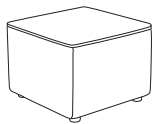
584 36" Circle Table with Laminate Top (4 legs) COM Yardage: 2 Yds.

COM	GR1	GR2	GR3	GR4	GR5	GR6	GR7	GR8	GR9	GR10	LEA
\$2179	\$2331	\$2424	\$2521	\$2622	\$2727	\$2836	\$2949	\$3068	\$3191	\$3318	\$3922



586 29" Triangle Table with Laminate Top (3 legs) COM Yardage: 2 Yds.

COM	GR1	GR2	GR3	GR4	GR5	GR6	GR7	GR8	GR9	GR10	LEA
\$1943	\$2079	\$2162	\$2248	\$2338	\$2432	\$2528	\$2630	\$2735	\$2844	\$2958	\$3497



588 24" Square Table with Laminate Top (4 legs) COM Yardage: 1.5 Yds.

COM	GR1	GR2	GR3	GR4	GR5	GR6	GR7	GR8	GR9	GR10	LEA
\$1550	\$1658	\$1724	\$1793	\$1866	\$1940	\$2017	\$2098	\$2182	\$2269	\$2360	\$2790

590 29" Square Table with Laminate Top (4 legs) COM Yardage: 2.25 Yds.

COM	GR1	GR2	GR3	GR4	GR5	GR6	GR7	GR8	GR9	GR10	LEA
\$1891	\$2023	\$2104	\$2188	\$2276	\$2367	\$2462	\$2560	\$2663	\$2769	\$2880	\$3404

OPTIONS

Add upcharge to list price and code to model number

FR	CA133 Fire Retardant - per yard	\$90/yd.
WOD	Solid Maple Wood Legs	\$24 each
ML	Metal Legs	\$24 each

2FO	Two Fabric Option	\$98
3FO	Three Fabric Option	\$148
SST	Solid Surface top	Call

GEOMETRA

The Geometra decorative ottoman features seating in shapes of circles, squares and triangles. Two fabric design is standard for Geometra square and circle. Three fabrics design is standard for Geometra triangle.



36" GEOMETRA CIRCLE
WITH STANDARD 2 FABRIC DESIGN



SQUARE GEOMETRA
WITH OPTIONAL HINGED STORAGE

ORDERING INFORMATION

To Order Please Specify:

- | | |
|--------------------------------------|--|
| 1) Series Name | 6) Sketch for contrasting fabric placement |
| 2) Model Number | 7) Optional Items |
| 3) Quantity | |
| 4) Fabric Grade & Number | |
| 5) Contrasting Fabric Grade & Number | |

GEOMETRA GENERAL SPECIFICATIONS

Frame Construction

Frame assembly is constructed of multi-ply hardwood, with tongue and groove construction. No sag-springs are installed in seat along with interlocking helicoil springs to prevent sagging and provide additional seat support. Each modular unit consists of two individual components bolted together.

Upholstery

All foam is fully bonded to frame. Two fabric design is standard in square and circle ottomans and three fabric design is standard for triangle ottomans. Seat cushions are 4" graded high resiliency (H.R.) block foam, covered entirely with special bonded polyester fiber to protect final upholstery. ERG uses only water based glues and adhesives in our upholstery process. Seat and back are covered in choice of fabric, vinyl, crypton, leather or COM.

Glides

Benches come with factory installed, 2" nylon glides in black.

Warranty

ERG offers a lifetime warranty on all foam and frames.

COLORS / FINISHES

Contrasting Fabric

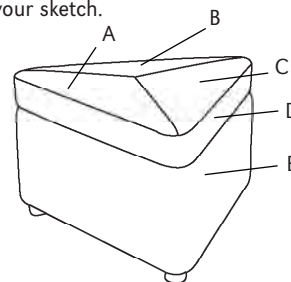
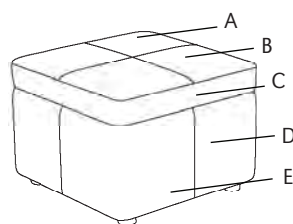
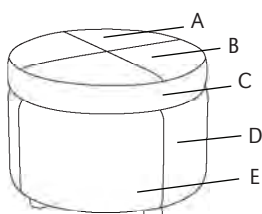
Contrasting fabric and designs are included in List Price.

OPTIONS

- CODE: FR - CA133 Fire Retardant per yard.
- CODE: MB - Moisture Barrier.
- CODE: HS - Hinged Storage.
- CODE: SBH - Special Height.
- CODE: WOD - Solid Maple Wood Legs.
- CODE: 2FO - Two Fabric Option.
- CODE: 3FO - Three Fabric Option.

TWO & THREE FABRIC DESIGN

Due to the geometric design options it is necessary to include with your order a **sketch/layout** to specify which fabric is to be used on each area of the Geometra. Use the callouts shown below to define fabric areas in your sketch.



Three Fabric Design for the triangle shape only

DIMENSIONS	24" Circle	30" Circle	36" Circle	24" Square	29" Square	29" Side Triangle
Overall Width:	24"	30"	36"	24"	29"	29"
Overall Depth:	24"	30"	36"	24"	29"	29"
Seat Height:	18"	18"	18"	18"	18"	18"
Qty./Wt.:	1 ea./25 lbs.	1 ea./35 lbs.	1 ea./47 lbs.	1 ea./32 lbs.	1 ea./40 lbs.	1 ea./25 lbs.



SIX TRIANGLE CONFIGURATION

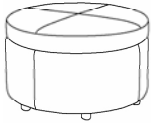
MODEL / DESCRIPTION / LIST PRICING



570 Round - 24" diameter (4 legs)

COM Yardage: 2.5 Yds. / Seat: 1.5 Yds. each of two colors

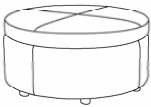
COM	GR1	GR2	GR3	GR4	GR5	GR6	GR7	GR8	GR9	GR10	LEA
\$1422	\$1521	\$1582	\$1646	\$1712	\$1780	\$1851	\$1925	\$2002	\$2083	\$2166	\$2560



571 Round - 30" diameter (4 legs)

COM Yardage: 3 Yds. / Seat: 1.5 Yds. each of two colors

COM	GR1	GR2	GR3	GR4	GR5	GR6	GR7	GR8	GR9	GR10	LEA
\$1714	\$1834	\$1908	\$1984	\$2063	\$2145	\$2232	\$2321	\$2413	\$2510	\$2611	\$3086



572 Round - 36" diameter (4 legs)

COM Yardage: 4 Yds. / Seat: 2 Yds. each of two colors

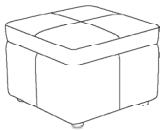
COM	GR1	GR2	GR3	GR4	GR5	GR6	GR7	GR8	GR9	GR10	LEA
\$1933	\$2069	\$2152	\$2238	\$2328	\$2421	\$2517	\$2618	\$2722	\$2831	\$2945	\$3480



574 Triangle - 29" each side (3 legs)

COM Yardage: 2.5 Yds. / Seat: 1.25 Yds. each of two colors

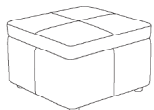
COM	GR1	GR2	GR3	GR4	GR5	GR6	GR7	GR8	GR9	GR10	LEA
\$1714	\$1834	\$1908	\$1984	\$2063	\$2145	\$2232	\$2321	\$2413	\$2510	\$2611	\$3086



576 Square - 24" square (4 legs)

COM Yardage: 2.5 Yds. / Seat: 1.25 Yds. each of two colors

COM	GR1	GR2	GR3	GR4	GR5	GR6	GR7	GR8	GR9	GR10	LEA
\$1387	\$1484	\$1544	\$1606	\$1670	\$1737	\$1807	\$1879	\$1954	\$2032	\$2114	\$2498



578 Square - 29" square (4 legs)

COM Yardage: 3 Yds. / Seat: 1.5 Yds. each of two colors

COM	GR1	GR2	GR3	GR4	GR5	GR6	GR7	GR8	GR9	GR10	LEA
\$1666	\$1782	\$1853	\$1927	\$2004	\$2085	\$2168	\$2255	\$2345	\$2439	\$2537	\$2998

OPTIONS

Add upcharge to list price and code to model number

FR	CA 133 Fire Retardant - per yd.	\$90/yd.
MB	Moisture Barrier - per unit	\$125
HS	Hinged Storage - per unit	\$450
SBH	Special Height - per unit	\$295

WOD	Solid Maple Wood Legs	\$24 each
2FO	Two Fabric Option	\$98
3FO	Three Fabric Option	\$148

GOBI SERIES

The Gobi chair features a two piece polypropylene shell with a textured back and a clean out feature. Frames are available in standard polished chrome or optional powder coat color finishes.



LIGHT GRAY

BLACK

BEIGE

GREEN

RED

NAVY BLUE

WHITE

ORDERING INFORMATION

To Order Please Specify:

- 1) Series Name
- 2) Model Number
- 3) Quantity
- 4) Shell Color
- 5) Optional Powder Coat Color
- 6) Fabric Grade & Number
- 7) Optional Items

COLORS / FINISHES

Frame Finish Colors:

Standard polished chrome frame finish.

Optional powder coat colors available with upcharge.

7 Shell Colors:

- Black
- Green
- Light Gray
- Beige
- White
- Navy Blue
- Red



HORIZONTAL
CHANNELING DETAIL
SEAT & BACK

4 LEG



UPHOLSTERED SEAT DETAIL

SLED BASE

GOBI GENERAL SPECIFICATIONS

Shell

- Gobi polypropylene chairs feature a contoured, textured backrest.
- Horizontal channel design - seat and back.
Note: Molded polypropylene material is shatter proof and scratch resistant. Gentle flex back.

Upholstery

- Seat is upholstered over 1/2" foam.
- Seat can be upholstered with choice of fabric, vinyl, crypton, leather or approved COM.

Frame - Four Leg

- Chair frames are made of .625" diameter, 14 gauge steel tubing with hand brazed welds. Adjustable steel glides are standard.

Frame - Sled Base

- Chair frames are made of .50" diameter, 14 gauge solid steel with hand brazed welds.
- Flip-up tablet arm available on sled base chairs.

Glides

- Factory installed self leveling steel glides.

Stacking

- Sled base – all poly ON FLOOR: **8 high**
- Sled base – with upholstered seat ON FLOOR: **5 high**
- Sled base – all poly ON DOLLY: **45 high**
- Sled base – with upholstered seat ON DOLLY: **25 high**
- 4-leg base – all poly ON FLOOR: **8 high**
- 4-leg base – with upholstered seat ON FLOOR: **6 high**
- 4-leg base – all poly ON DOLLY: **25 high**
- 4-leg base – with upholstered seat ON DOLLY: **15 high**

Underseat

- Plastic underseat to protect upholstery is standard

NOTE: WE DO NOT RECOMMEND POWDER COAT ON THE SLED BASE FOR STACKING

NOTE: CUSTOMER CAN INSTALL ARM SUPPORT WITH TABLET ANYTIME

NOTE: THE EASY TO INSTALL TABLET ARMS AND BASKETS WILL BE SHIPPED IN A SEPARATE BOX.

OPTIONS

- CODE: GWB - Basket (Removable Type) (For use on Gobi sled only)
- CODE: GRG - Rubber Glides (4 Leg)
- CODE: GPG - Clear Plastic Glides (Sled Base)
- CODE: GSG - Sled Base Ganging Device
- CODE: SF - Powder Coat Frame Color
- CODE: FR - CA133 Fire Retardant
- CODE: MB - Moisture Barrier
- CODE: SH - Specialty Height (any custom height)
- CODE: GT-R - Right Arm Support with Tablet (Black Laminate Only)
- CODE: GT-L - Left Arm Support with Tablet (Black Laminate Only)



Optional Removable Basket



Optional Rubber Glides



Optional Right Arm Support with Tablet



Optional Clear Plastic Glides



Optional Ganging Device Clear Plastic



Optional Left Arm Support with Tablet

DIMENSIONS	sled base
Seat Width:	17"
Seat Depth:	19"
Seat Height:	18"
Back Height:	33"
Overall Width:	22"
Overall Depth:	19"
Qty./Wt. per carton:	3 ea./48 lbs.



SLED BASE
STACKS UP TO 45 HIGH ON DOLLY



UPHOLSTERED SEAT

MODEL / DESCRIPTION / LIST PRICING



7330 Sled Base



Chair
\$228

SLED BASE STACKS 45 HIGH ON DOLLY



7330-U Sled Base - Upholstered Seat

COM Yardage: 0.75 Yard

COM	GR1	GR2	GR3	GR4	GR5	GR6	GR7	GR8	GR9	GR10	LEA
\$307	\$328	\$342	\$355	\$370	\$384	\$400	\$416	\$432	\$450	\$468	\$553

UPHOLSTERED SLED BASE STACKS 25 HIGH ON DOLLY



7346 Dolly

Dolly
\$798

7 PLASTIC SHELL COLORS



OPTIONS

Add upcharge to list price and code to model number

GWB	Basket Only (Removable)	\$98
GPG	Clear Plastic Glides	\$12
GSG	Sled Base Ganging Device	\$17
FR	CA133 Fire Retardant per yard.	\$90/yd.

MB	Moisture Barrier	\$68
GT-R	Right Arm Support with Tablet (Black Lam Only)	\$258
GT-L	Left Arm Support with Tablet (Black Lam Only)	\$258
SF	Powder Coat - Sled Base Frame	\$28

DIMENSIONS	Sled w/Tablet
Tablet Width:	12"
Tablet Depth:	20.5"
Overall Tablet Depth:	27-29"
Seat Width:	17"
Seat Depth:	19"
Seat Height:	18"
Overall Height:	33"
Overall Width:	22"
Overall Depth:	21"
Qty./Wt. per carton:	3 ea./48 lbs.

FLIP-UP TABLET ARMS
WITH ARMS SUPPORT
ARE REMOVABLE



SLED BASE WITH TABLET ARM

**TABLET ARM
SHIPPED SEPARATELY
EASY TO INSTALL**

NOTE: TABLET ARMS ARE FLIP-UP TYPE

MODEL / DESCRIPTION / LIST PRICING



7332-R Sled Base - Right Hand Tablet (Black Laminate)

Chair
\$464



7332-RU Sled Base - Right Hand Tablet - Upholstered Seat (Black Laminate)

COM Yardage: 0.75 Yard

COM	GR1	GR2	GR3	GR4	GR5	GR6	GR7	GR8	GR9	GR10	LEA
\$543	\$581	\$604	\$628	\$654	\$680	\$707	\$735	\$765	\$795	\$827	\$977



7332-L Sled Base - Left Hand Tablet (Black Laminate)

Chair
\$464



7332-LU Sled Base - Left Hand Tablet - Upholstered Seat (Black Laminate)

COM Yardage: 0.75 Yard

COM	GR1	GR2	GR3	GR4	GR5	GR6	GR7	GR8	GR9	GR10	LEA
\$543	\$581	\$604	\$628	\$654	\$680	\$707	\$735	\$765	\$795	\$827	\$977

7 PLASTIC SHELL COLORS



OPTIONS

Add upcharge to list price and code to model number

GWB	Basket Only (Removable)	\$98
GPG	Clear Plastic Glides	\$12
GSG	Sled Base Ganging Device	\$17

FR	CA133 Fire Retardant per yard.	\$90/yd.
MB	Moisture Barrier	\$68
SF-T	Powder Coat - Sled Base Frame and Tablet Arm	\$42

DIMENSIONS	Sled w/Tablet and Basket
Tablet Width:	12"
Tablet Depth:	20.5"
Overall Tablet Depth:	27-29"
Seat Width:	17"
Seat Depth:	19"
Seat Height:	18"
Overall Height:	33"
Overall Width:	22"
Overall Depth:	21"
Qty./Wt. per carton:	3 ea./48 lbs.



SLED BASE WITH TABLET ARM AND BASKET

**TABLET ARM & BASKET
SHIPPED SEPARATELY
EASY TO INSTALL**

NOTE: TABLET ARMS ARE FLIP-UP TYPE

MODEL / DESCRIPTION / LIST PRICING



7334-RB Sled Base - Right Hand Tablet w/Basket (Black Laminate)

Chair
\$556



7334-RUB Sled Base - Right Hand Tablet w/Basket - Upholstered Seat (Black Laminate)

COM Yardage: 0.75 Yard

COM	GR1	GR2	GR3	GR4	GR5	GR6	GR7	GR8	GR9	GR10	LEA
\$635	\$679	\$707	\$735	\$764	\$795	\$827	\$860	\$894	\$930	\$967	\$1143



7334-LB Sled Base - Left Hand Tablet w/Basket (Black Laminate)

Chair
\$556



7334-LUB Sled Base - Left Hand Tablet w/Basket - Upholstered Seat (Black Laminate)

COM Yardage: 0.75 Yard

COM	GR1	GR2	GR3	GR4	GR5	GR6	GR7	GR8	GR9	GR10	LEA
\$635	\$679	\$707	\$735	\$764	\$795	\$827	\$860	\$894	\$930	\$967	\$1143

7 PLASTIC SHELL COLORS



OPTIONS

Add upcharge to list price and code to model number

GWB	Basket Only (Removable)	\$98
GPG	Clear Plastic Glides	\$12
GSG	Sled Base Ganging Device	\$17

FR	CA133 Fire Retardant per yard.	\$90/yd.
MB	Moisture Barrier	\$68
SF-T	Powder Coat - Sled Base Frame and Tablet Arm	\$42

DIMENSIONS	4-Leg	4-Leg w/Arms
Seat Width:	17"	17"
Seat Depth:	19"	19"
Seat Height:	18"	18"
Back Height:	33.5"	33.5"
Arm Height:	-	26"
Overall Width:	23"	23"
Overall Depth:	22"	22"
Qty./Wt. per carton:	3 ea./48 lbs.	3 ea./48 lbs.



4-LEG CHAIR



4-LEG CHAIR W/ARMS

MODEL / DESCRIPTION / LIST PRICING



7336 4 Leg (Wall Saver) (STACKER)



Chair
\$265



7332-U 4 leg - Upholstered Seat (Wall Saver) (STACKER)

COM Yardage: 0.75 Yard

COM	GR1	GR2	GR3	GR4	GR5	GR6	GR7	GR8	GR9	GR10	LEA
\$344	\$368	\$383	\$398	\$414	\$431	\$448	\$466	\$484	\$504	\$524	\$619



7338 4 Leg with Arms (Wall Saver) (STACKER)



Chair
\$319



7338-U 4 leg with Arms - Upholstered Seat (Wall Saver) (STACKER)

COM Yardage: 0.75 Yard

COM	GR1	GR2	GR3	GR4	GR5	GR6	GR7	GR8	GR9	GR10	LEA
\$398	\$426	\$443	\$461	\$479	\$498	\$518	\$539	\$560	\$583	\$606	\$716

7 PLASTIC SHELL COLORS



OPTIONS

Add upcharge to list price and code to model number

GRG	Rubber Glides	\$10
FR	CA133 Fire Retardant per yard.	\$90/yd.

MB	Moisture Barrier	\$68
SF	Powder Coat Finish - Chair	\$38

TABLET ARM & BASKET ARE NOT AVAILABLE ON 4 LEG

DIMENSIONS	Stool	Counter Height
Seat Width:	17"	17"
Seat Depth:	19"	19"
Seat Height:	29.5"	24"
Back Height:	44"	38.5"
Overall Width:	20"	20"
Overall Depth:	20"	20"
Qty./Wt. per carton:	2 ea./48 lbs.	2 ea./48 lbs.



BAR STOOL



COUNTER HEIGHT W/OPTIONAL CLEAR PLASTIC GLIDES

MODEL / DESCRIPTION / LIST PRICING



7340 4 Leg Bar Stool (STACKER)



Chair
\$454



7340-U 4 leg Bar Stool - Upholstered Seat (STACKER)

COM Yardage: 0.75 Yard

COM	GR1	GR2	GR3	GR4	GR5	GR6	GR7	GR8	GR9	GR10	LEA
\$533	\$570	\$593	\$617	\$642	\$667	\$694	\$722	\$750	\$781	\$812	\$959



7342 4 leg Counter Height (STACKER)

Chair
\$486



7342-U 4 leg Counter Height - Upholstered Seat (STACKER)

COM Yardage: 0.75 Yard

COM	GR1	GR2	GR3	GR4	GR5	GR6	GR7	GR8	GR9	GR10	LEA
\$565	\$605	\$629	\$654	\$680	\$707	\$736	\$765	\$796	\$827	\$860	\$1017

7 PLASTIC SHELL COLORS



OPTIONS

Add upcharge to list price and code to model number

GRG	Rubber Glides	\$10
FR	CA133 Fire Retardant per yard.	\$90/yd.
MB	Moisture Barrier - Standard and MID Seats	\$68

SF	Powder Coat Finish - Stool	\$58
SH	Specialty Height (any custom height)	\$28

DIMENSIONS	Sled Base Stool
Seat Width:	17"
Seat Depth:	19"
Seat Height:	29.5"
Back Height:	44"
Overall Width:	20"
Overall Depth:	20"
Qty./Wt. per carton:	2 ea./48 lbs.



SLED BASE BAR STOOL WITH
OPTIONAL CLEAR PLASTIC GLIDES

MODEL / DESCRIPTION / LIST PRICING



7344 Sled Bar Stool (STACKER)

Chair
\$422



7344-U Sled Bar Stool - Upholstered Seat (STACKER)

COM Yardage: 0.75 Yard

COM	GR1	GR2	GR3	GR4	GR5	GR6	GR7	GR8	GR9	GR10	LEA
\$501	\$536	\$558	\$580	\$603	\$627	\$652	\$678	\$705	\$734	\$763	\$902

7 PLASTIC SHELL COLORS



OPTIONS

Add upcharge to list price and code to model number

GPG	Clear Plastic Glides	\$12
FR	CA133 Fire Retardant per yard.	\$90/yd.

MB	Moisture Barrier - Standard and MID Seats	\$68
SF	Powder Coat Finish - Stool	\$58

DIMENSIONS	Sled Base	Upholstered Sled Base
Overall Height:	96"	82"
Overall Width:	27"	27"
Overall Depth:	45"	40"

NOTE: A STACK OF 45 SLED BASE CHAIRS HAVE A HEIGHT OF 84" ON DOLLY

NOTE: A STACK OF 25 4 LEG CHAIRS HAVE A HEIGHT OF 72" ON DOLLY



4 LEGGED BASE STACKS UP TO 8 HIGH ON FLOOR



DOLLY STACKS UP TO 45 HIGH ON SLED BASE



STEEL GLIDES INSTALLED ARE STANDARD



DOLLY STACKS UP TO 25 HIGH ON 4 LEGGED BASE

STACKING CAPACITY (ARMLESS VERSIONS)	STACKS
Sled Base - Poly On Floor	8
Sled Base - Upholstered Seat On Floor	5
Sled Base - Poly On Dolly	45
Sled Base - Upholstered Seat On Dolly	25

STACKING CAPACITY (ARMLESS VERSIONS)	STACKS
4-Leg Base - Poly On Floor	8
4-Leg Base - Upholstered Seat On Floor	6
4-Leg Base - Poly On Dolly	25
4-Leg Base - Upholstered Seat On Dolly	15



SLIDING TABLET ARMS



- BLACK LAMINATE ONLY
- REMOVABLE TABLET



FOLDING TABLET ARMS WITH BASKET

HARMONY

Harmony Series cast iron table bases have a trumpet shape. Choose a large selection of laminate or wood veneer tops. All standard powder coat paint colors available.



HARMONY CAFÉ TABLE



HARMONY WITH CORIAN TOP

ORDERING INFORMATION

- | | |
|-----------------|------------------------------|
| 1) Series Name | 5) Metal Finish |
| 2) Model Number | 6) Laminate Selection & No. |
| 3) Size | 7) Edge Style Code and Color |
| 4) Quantity | 8) Optional Items |

HARMONY BASE SPECIFICATIONS

Harmony Base

- Table Height** Table height is 28" to 30" depending on table top specified. Bar Height table is 42".
- Column** 2" diameter column on 18" and 22" bases
3" diameter column on 30" bases
- Plate** 10" x 10" square • 12" X 12" square
14" X 14" square • 24" x 24" square
- Base** One piece steel trumpet base with 18" or 24" diameter base with padded floor ring.

FINISHES

Table Base

Finished in your choice of standard powder coat colors. For colors refer to "Color Selections" brochure. For actual color samples, please call Customer Service.

Laminate/Veneer Selections

ERG offers over 1000 standard laminate choices from Nevamar, Wilsonart, Formica and Pionite. Wood veneer is available in transparent stain colors - custom stain matching available.

OPTIONS

- CODE: GD - Ganging
- CODE: STH - Special Table Height (any table height other than 29" or bar height).
- CODE: ULW - Ultra Lightweight Top
- CODE: RAD - Radius Corners for 3MM Edge



HARMONY CAFÉ TABLE

MODEL / DESCRIPTION / LIST PRICING

HARMONY | CAFÉ | ROUND TOP

ROUND

Model Number	Table Top Size	Shpg. Wght.	Base Spread	LAMINATE TOP ASSORTED EDGES							VENEER TOP	
				GRP 1	GRP 2	GRP 3	GRP 4	GRP 5	GRP 6	GRP 7	GRP 8	GRP 9
HAR24D	24" Dia.	34	18"	\$755	\$764	\$836	\$896	\$1016	\$1117	\$1238	\$1893	\$2258
HAR30D	30" Dia.	43	18"	\$815	\$827	\$922	\$1002	\$1162	\$1295	\$1455	\$2102	\$2439
HAR36D	36" Dia.	60	24"	\$948	\$964	\$1076	\$1174	\$1368	\$1530	\$1723	\$2460	\$2838
HAR42D	42" Dia.	130	24"	\$1074	\$1095	\$1243	\$1368	\$1621	\$1831	\$2083	\$2851	\$3219
HAR48D	48" Dia.	130	30"	\$1331	\$1357	\$1534	\$1687	\$1993	\$2247	\$2554	\$3519	\$3989

HARMONY | CAFÉ | SQUARE TOP

SQUARE

Model Number	Table Top Size	Shpg. Wght.	Base Spread	LAMINATE TOP ASSORTED EDGES							VENEER TOP	
				GRP 1	GRP 2	GRP 3	GRP 4	GRP 5	GRP 6	GRP 7	GRP 8	GRP 9
HAR24S	24" Sq.	43	18"	\$761	\$772	\$845	\$907	\$1033	\$1138	\$1263	\$1917	\$2279
HAR2430S	24x30 Sq.	53	18"	\$797	\$810	\$895	\$968	\$1115	\$1237	\$1384	\$2037	\$2386
HAR30S	30" Sq.	76	18"	\$819	\$834	\$926	\$1007	\$1167	\$1301	\$1460	\$2113	\$2454
HAR36S	36" Sq.	76	24"	\$958	\$974	\$1091	\$1191	\$1390	\$1556	\$1756	\$2492	\$2868
HAR42S	42" Sq.	76	30"	\$1243	\$1263	\$1411	\$1536	\$1790	\$1999	\$2251	\$3221	\$3720

HARMONY | CAFÉ | RECTANGLE TOP

RECTANGLE

Model Number	Table Top Size	Shpg. Wght.	Base Spread	LAMINATE TOP ASSORTED EDGES							VENEER TOP	
				GRP 1	GRP 2	GRP 3	GRP 4	GRP 5	GRP 6	GRP 7	GRP 8	GRP 9
HAR2448	24x48 Sq.	76	2-18"	\$1179	\$1196	\$1305	\$1400	\$1589	\$1746	\$1935	\$2960	\$3529
HAR2460	24x60 Sq.	115	2-18"	\$1313	\$1330	\$1453	\$1559	\$1770	\$1946	\$2158	\$3297	\$3928
HAR2472	24x72 Sq.	115	2-18"	\$1445	\$1487	\$1616	\$1786	\$2191	\$2297	\$2512	\$4466	\$6154
HAR3048	30x48 Sq.	137	2-18"	\$1317	\$1335	\$1460	\$1566	\$1780	\$1958	\$2172	\$3311	\$3941
HAR3060	30x60 Sq.	148	2-24"	\$1362	\$1383	\$1523	\$1643	\$1884	\$2084	\$2325	\$3462	\$4076
HAR3072	30x72 Sq.	148	2-24"	\$1576	\$1623	\$1768	\$1960	\$2418	\$2538	\$2778	\$4902	\$6733

OPTIONS

Add upcharge to list price and code to model number

GD	Ganging per table	\$95
STH	Special Table Height, (other than 29") per base.	\$150

ULW	Ultra Lightweight Top	\$190
RAD	Radius Corners for 3MM Edge	\$200 per table

MODEL / DESCRIPTION / LIST PRICING

HARMONY | CAFE | ROUND | BAR HEIGHT

● ROUND	Model Number	Table Top Size	Shpg. Wght.	Base Spread	LAMINATE TOP ASSORTED EDGES							VENEER TOP	
					GRP 1	GRP 2	GRP 3	GRP 4	GRP 5	GRP 6	GRP 7	GRP 8	GRP 9
	HARH24D	24" Dia.	40	18"	\$908	\$919	\$989	\$1049	\$1171	\$1272	\$1392	\$2232	\$2714
	HARH30D	30" Dia.	55	18"	\$968	\$982	\$1075	\$1155	\$1316	\$1449	\$1610	\$2440	\$2898
	HARH36D	36" Dia.	63	24"	\$1264	\$1281	\$1394	\$1491	\$1685	\$1847	\$2040	\$3158	\$3784

HARMONY | CAFE | SQUARE | BAR HEIGHT

■ SQUARE	Model Number	Table Top Size	Shpg. Wght.	Base Spread	LAMINATE TOP ASSORTED EDGES							VENEER TOP	
					GRP 1	GRP 2	GRP 3	GRP 4	GRP 5	GRP 6	GRP 7	GRP 8	GRP 9
	HARH36S	36" Sq.	67	30"	\$1275	\$1290	\$1408	\$1507	\$1707	\$1874	\$2073	\$3190	\$3813

OPTIONS

Add upcharge to list price and code to model number

GD	Ganging per table	\$95	ULW	Ultra Lightweight Top	\$190
STH	Special Table Height, (other than 29") per base.	\$150	RAD	Radius Corners for 3MM Edge	\$200 per table

HARMONY OCCASIONAL TABLE

Harmony Series features a one piece trumpet design table base with a standard powder coat finish. Choose from our large selection of laminate or wood veneer tops.



ORDERING INFORMATION

- 1) Series Name
- 2) Model Number
- 3) Quantity
- 5) Laminate / Veneer Selection
- 6) Edge Selection

HARMONY SPECIFICATIONS

Table Top

Laminate tops available with self edge. Wood veneer tops available with wood edge.

Table Base

Table base is one-piece steel trumpet design with standard powder coat finish. Base is 17" diameter. Protective floor felt is glued to bottom.

OPTIONS

- CODE: PC18 - Polished Chrome Base (24" and 30" dia. tops)
- CODE: PC24 - Polished Chrome Base (36" dia top)

MODEL / DESCRIPTION / LIST PRICING

HARMONY OCCASIONAL TABLES -- LAMINATE OR WOOD VENEER TOP



Model Number	Base Spread	Table Top Size	Table Height	Table Top Shape	Shipping Weight	LAMINATE EDGE 2B OR 3A	WOOD VENEER EDGE 8G
HARO24D	18" dia	24" dia.	18"	round	29 lbs	\$932	\$1337
HARO30D	18" dia	30" dia.	18"	round	29 lbs	\$995	\$1431
HARO36D	24" dia	36" dia.	18"	round	29 lbs	\$1099	\$1516

OPTIONS

Add upcharge to list price and code to model number

PC18	Polished Chrome Base (18" base)	\$235	PC24	Polished Chrome Base (24" base)	\$310
------	---------------------------------	-------	------	---------------------------------	-------

ISLAND TABLE OF CONTENTS

Specifications 2
Tablet Shapes And Finishes 3
Fabric Placement Detail / Base Selection 4
Island Ten Pricing 5
Island Twenty Pricing 6
Island Thirty Pricing 7
Island Forty 8
Island 4-Leg Metal Base 9
Ottoman 10
Island Petite 11
Fabric Options 12
Complementary Cayman Occasional Tables 14



MONOCHROMATIC



TWO FABRIC OPTION

ISLAND COLLECTION

The Island Collection is fully upholstered arm chairs offered in choice of fabric featuring 4 different shell styles and choice of 5 different bases.



ISLAND TEN
4-LEG BASE



ISLAND TEN
TRUMPET BASE



ISLAND TWENTY
5-STAR CASTER BASE



ISLAND TWENTY
ARCHED CASTER BASE



ISLAND THIRTY
BRUSHED STAINLESS STEEL DISC



ISLAND FORTY
4-STAR STAINLESS STEEL BASE

ORDERING INFORMATION

To Order Please Specify:

- | | |
|-----------------|-------------------------------|
| 1) Series Name | 4) Fabric Grade & Number |
| 2) Model Number | 5) Two or Three Fabric Option |
| 3) Quantity | 6) Optional Items |

ISLAND GENERAL SPECIFICATIONS

Shell

A minimum of 20" inside seat width. All models offer 100% more back support and comfort.

Seat

2" thick high resiliency foam with a seat frame made out of hardwood with flexible webbing installed for added support and soft sit. Steel welded frame is machine screwed to wood frame for durability.

Upholstery

High resiliency foam, covered throughout by Dacron to protect final upholstery.

Metal Bases

5 bases to choose from (no tilt) :

4-leg base: 3/4" diameter fully welded steel tube frame with polished chrome finish and adjustable glides.

4-Star base: 360° swivel, brushed stainless steel construction with fixed seat height and stainless adjustable glides.

Disc metal base: 360° swivel, brushed stainless steel with fixed seat height and rubber bumpers.

5-Star base: 360° swivel, polished aluminum construction with adjustable seat height on black chrome casters.

Trumpet base: 360° polished chrome swivel with fixed seat height.

COM Fabric Testing

Due to the complexity of the upholstery process of the Island, please submit your COM for testing. A 10"x10" sample is required.

OPTIONS

- CODE: FR - CA133 Fire Retardant.
- CODE: MB - Moisture Barrier.
- CODE: SF - Powder Coat Paint Color.
- CODE: 2FO - 2 Fabric Option. When seat and back are upholstered in two different fabrics of your choice.
- CODE: TABF(-) - Fixed Tablet Arm (available only on Island Forty model) (specify A, B or C, left or right arm)
- CODE: SST - Solid Surface Top
- CODE: LAM5 - Non-standard laminate for 5 or less tablets see options for upcharge

TABLET SHAPES

Choose from 3 Tablet Shapes::

Tablets for all modular series are available in 3 shapes, choose from the three shapes shown and specify; A, B or C and left or right (outside tablet) when ordering. Example: TABF-(A) Left - this would be a fixed shape A tablet on the left side (when seated).

Optional Solid Surface available.

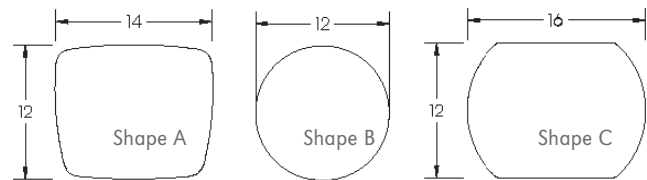
Note:

- Tablet orders of 5 or less - choice of 3 standard laminate colors: Wilsonart Black 1595-60, Formica Brite White 459-58 and Nevamar Silver Alu Metalx MXT003.
- Tablet orders of 6 or more - any choice standard laminate colors.



ISLAND 40* WITH TABLET ARM
*ONLY MODEL THAT OFFERS TABLET OPTION

Choose from 3 Tablet Shapes:



ISLAND 40* WITH TABLET ARM AND OTTOMAN

CHAIRS



ISLAND COLLECTION
DIMENSIONS

DIMENSIONS	Island Ten
Overall Height:	30"
Overall Width:	25.5"
Seat Height:	18"
Seat Width:	20"

Medium Base Width:	24"
Large Base Width:*	27.5"

*Large 4-Star Base for Island 30 and 40

BASE SELECTION



4-Star Brushed Stainless Steel Base



Disc Brushed Stainless Steel Base



5-Star Polished Aluminum Base
w/ Casters




Polished Chrome Arched Swivel Base



Trumpet Polished Chrome Base

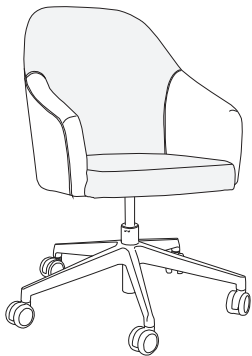


4-Leg Polished Chrome Base



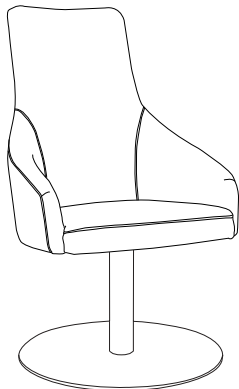
DIMENSIONS	Island Twenty
Overall Height:	30"
Overall Width:	25.5"
Seat Height:	18"
Seat Width:	20"

Base Spread:	22.5"
--------------	-------



DIMENSIONS	Island Thirty
Overall Height:	38.5" - 42"
Overall Width:	25.5"
Seat Height:	18.5"-22"
Seat Width:	20"

Base Spread:	26"
--------------	-----



DIMENSIONS	Island Forty
Overall Height:	44"
Overall Width:	25.5"
Seat Height:	18"
Seat Width:	20"

Base Spread:	17.5"
--------------	-------

DIMENSIONS	Island Ten 4-Star Base	Island Ten Disc Base	Island Ten 5-Star Base	Island Ten Trumpet Base
Seat Height:	18"	18"	18.5" - 22"	18"
Seat Width:	20"	20"	20"	20"
Seat Depth:	19.5"	19.5"	19.5"	19.5"
Overall Height:	30"	30"	30.5" - 34"	30"
Overall Width:	25.5"	25.5"	25.5"	25.5"
Overall Depth:	24"	24"	24"	24"
Qty./Wt.:	1 ea./52 lbs.	1 ea./52 lbs.	1 ea./52 lbs.	1 ea./52 lbs.



ISLAND TEN
TRUMPET BASE

Features: Closed Back

MODEL / DESCRIPTION / LIST PRICING



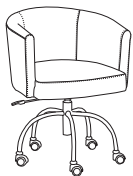
8602 Island Ten Swivel Club Chair / 4-Star Stainless Steel Base on Glides COM Yardage: 2.75 Yds. / Back: 1.5 Yds. / Seat: 1.25 Yd.

COM	GR1	GR2	GR3	GR4	GR5	GR6	GR7	GR8	GR9	GR10	LEA
\$1273	\$1362	\$1416	\$1473	\$1532	\$1593	\$1657	\$1723	\$1792	\$1864	\$1938	\$2292



8604 Island Ten Swivel Club Chair / Disc Stainless Steel Base COM Yardage: 2.75 Yds. / Back: 1.5 Yds. / Seat: 1.25 Yd.

COM	GR1	GR2	GR3	GR4	GR5	GR6	GR7	GR8	GR9	GR10	LEA
\$1300	\$1391	\$1446	\$1505	\$1565	\$1627	\$1692	\$1760	\$1830	\$1903	\$1980	\$2340



8605 Island Ten Arched Swivel Chair / Polished Aluminum Base w/ Casters COM Yardage: 2.75 Yds. / Back: 1.5 Yds. / Seat: 1.25 Yd.

COM	GR1	GR2	GR3	GR4	GR5	GR6	GR7	GR8	GR9	GR10	LEA
\$1273	\$1362	\$1417	\$1473	\$1532	\$1593	\$1657	\$1724	\$1792	\$1864	\$1939	\$2291



8606 Island Ten Swivel Club Chair / 5-Star Polished Aluminum Base w/ Casters COM Yardage: 2.75 Yds. / Back: 1.5 Yds. / Seat: 1.25 Yd.

COM	GR1	GR2	GR3	GR4	GR5	GR6	GR7	GR8	GR9	GR10	LEA
\$1433	\$1534	\$1594	\$1658	\$1725	\$1793	\$1865	\$1941	\$2018	\$2098	\$2183	\$2579



8608 Island Ten Swivel Club Chair / Trumpet Polished Chrome Base COM Yardage: 2.75 Yds. / Back: 1.5 Yds. / Seat: 1.25 Yd.

COM	GR1	GR2	GR3	GR4	GR5	GR6	GR7	GR8	GR9	GR10	LEA
\$1574	\$1684	\$1751	\$1821	\$1894	\$1969	\$2049	\$2130	\$2216	\$2304	\$2397	\$2833

OPTIONS

Add upcharge to list price and code to model number

FR	CA133 Fire Retardant per yard	\$90/yd.
MB	Moisture Barrier - per seat	\$125

2FO	Two fabric option	\$98
-----	-------------------	------

Fixed Tablet Arm Not Available on Island Ten

DIMENSIONS	Island Twenty 4-Star Base	Island Twenty Disc Base	Island Twenty 5-Star Base	Island Twenty Trumpet Base
Seat Height:	18"	18"	18.5" - 22"	18"
Seat Width:	20"	20"	20"	20"
Seat Depth:	19.5"	19.5"	19.5"	19.5"
Overall Height:	30"	30"	30.5" - 34"	30"
Overall Width:	25.5"	25.5"	25.5"	25.5"
Overall Depth:	24"	24"	24"	24"
Qty./Wt.:	1 ea./52 lbs.	1 ea./52 lbs.	1 ea./52 lbs.	1 ea./52 lbs.



ISLAND TWENTY
ON 5-STAR CASTER BASE

Features: Open Back

MODEL / DESCRIPTION / LIST PRICING



8612 Island Twenty Swivel Club Chair / 4-Star Stainless Steel Base on Glides COM Yardage: 2.75 Yds. / Back: 1.5 Yds. / Seat: 1.25Yd.

COM	GR1	GR2	GR3	GR4	GR5	GR6	GR7	GR8	GR9	GR10	LEA
\$1354	\$1449	\$1507	\$1567	\$1629	\$1695	\$1762	\$1833	\$1907	\$1983	\$2062	\$2437



8614 Island Twenty Swivel Club Chair / Disc Stainless Steel Base COM Yardage: 2.75 Yds. / Back: 1.5 Yds. / Seat: 1.25 Yd.

COM	GR1	GR2	GR3	GR4	GR5	GR6	GR7	GR8	GR9	GR10	LEA
\$1381	\$1478	\$1537	\$1599	\$1662	\$1728	\$1798	\$1869	\$1945	\$2022	\$2103	\$2486



8615 Island Twenty Arched Swivel Chair / Polished Aluminum Base w/ Casters COM Yardage: 2.75 Yds. / Back: 1.5 Yds. / Seat: 1.25 Yd.

COM	GR1	GR2	GR3	GR4	GR5	GR6	GR7	GR8	GR9	GR10	LEA
\$1354	\$1449	\$1507	\$1567	\$1630	\$1695	\$1763	\$1833	\$1906	\$1983	\$2062	\$2437



8616 Island Twenty Swivel Club Chair / 5-Star Polished Aluminum Base w/ Casters COM Yardage: 2.75 Yds. / Back: 1.5 Yds. / Seat: 1.25 Yd.

COM	GR1	GR2	GR3	GR4	GR5	GR6	GR7	GR8	GR9	GR10	LEA
\$1521	\$1628	\$1693	\$1761	\$1831	\$1904	\$1981	\$2060	\$2142	\$2228	\$2318	\$2739



8618 Island Twenty Swivel Club Chair / Trumpet Polished Chrome Base COM Yardage: 2.75 Yds. / Back: 1.5 Yds. / Seat: 1.25 Yd.

COM	GR1	GR2	GR3	GR4	GR5	GR6	GR7	GR8	GR9	GR10	LEA
\$1764	\$1887	\$1963	\$2041	\$2123	\$2208	\$2296	\$2389	\$2483	\$2583	\$2686	\$3175

OPTIONS

Add upcharge to list price and code to model number

FR	CA133 Fire Retardant per yard	\$90/yd.
MB	Moisture Barrier - per seat	\$125

2FO	Two fabric option	\$98
3FO	Three fabric option	\$148

Fixed Tablet Arm Not Available on Island Twenty

DIMENSIONS	Island Ten 4-Leg Base	Island Twenty 4-Leg Base
Seat Height:	18"	18"
Seat Width:	20"	20"
Seat Depth:	19.5"	19.5"
Overall Height:	30"	30"
Overall Width:	25.5"	25.5"
Overall Depth:	24"	28"
Qty./Wt.:	1 ea./52 lbs.	1 ea./52 lbs.




ISLAND TEN 4-LEG BASE



ISLAND TWENTY 4-LEG BASE


MODEL / DESCRIPTION / LIST PRICING



8601 Island Ten 4-Leg Polished Chrome Base

COM Yardage: 2.75 Yds. / Back: 1.5 Yds. / Seat: 1.25 Yd.

COM	GR1	GR2	GR3	GR4	GR5	GR6	GR7	GR8	GR9	GR10	LEA
\$1230	\$1315	\$1369	\$1423	\$1480	\$1539	\$1601	\$1664	\$1731	\$1800	\$1873	\$2213



8611 Island Twenty 4-Leg Polished Chrome Base

COM Yardage: 2.75 Yds. / Back: 1.5 Yds. / Seat: 1.25 Yd.

COM	GR1	GR2	GR3	GR4	GR5	GR6	GR7	GR8	GR9	GR10	LEA
\$1311	\$1403	\$1458	\$1517	\$1578	\$1641	\$1707	\$1775	\$1846	\$1920	\$1996	\$2360

OPTIONS

Add upcharge to list price and code to model number

FR	CA133 Fire Retardant per yard	\$90/yd.
MB	Moisture Barrier - per seat	\$125
SF	Powder Coat paint color	\$48

2FO	Two fabric option	\$98
-----	-------------------	------

Fixed Tablet Arm Not Available on Island Ten or Twenty

DIMENSIONS	Island Thirty 4-Star Base	Island Thirty Disc Base	Island Thirty 5-Star Base	Island Thirty Trumpet Base
Seat Height:	18"	18"	18.5" - 22"	18"
Seat Width:	20"	20"	20"	20"
Seat Depth:	19.5"	19.5"	19.5"	19.5"
Overall Height:	38"	38"	38.5" - 42"	38"
Overall Width:	25.5"	25.5"	25.5"	25.5"
Overall Depth:	28"	28"	28"	28"
Qty./Wt.:	1 ea./52 lbs.	1 ea./52 lbs.	1 ea./52 lbs.	1 ea./52 lbs.



ISLAND THIRTY
4-STAR STAINLESS STEEL BASE

Features: Tall Back

MODEL / DESCRIPTION / LIST PRICING



8622 Island Thirty Swivel Club Chair / 4-Star Stainless Steel Base on Glides COM Yardage: 3.75 Yds. / Back: 2.5 Yds. / Seat: 1.25 Yd.

COM	GR1	GR2	GR3	GR4	GR5	GR6	GR7	GR8	GR9	GR10	LEA
\$1574	\$1684	\$1751	\$1821	\$1894	\$1969	\$2049	\$2130	\$2216	\$2304	\$2397	\$2833



8624 Island Thirty Swivel Club Chair / Disc Stainless Steel Base COM Yardage: 3.75 Yds. / Back: 2.5 Yds. / Seat: 1.25 Yd.

COM	GR1	GR2	GR3	GR4	GR5	GR6	GR7	GR8	GR9	GR10	LEA
\$1601	\$1713	\$1781	\$1852	\$1926	\$2003	\$2084	\$2167	\$2254	\$2344	\$2438	\$2881



8626 Island Thirty Swivel Club Chair / 5-Star Polished Aluminum Base w/ Casters COM Yardage: 3.75 Yds. / Back: 2.5 Yds. / Seat: 1.25 Yd.

COM	GR1	GR2	GR3	GR4	GR5	GR6	GR7	GR8	GR9	GR10	LEA
\$1832	\$1960	\$2038	\$2121	\$2205	\$2293	\$2385	\$2480	\$2579	\$2683	\$2790	\$3298



8628 Island Thirty Swivel Club Chair / Trumpet Polished Chrome Base COM Yardage: 3.75 Yds. / Back: 2.5 Yds. / Seat: 1.25 Yd.

COM	GR1	GR2	GR3	GR4	GR5	GR6	GR7	GR8	GR9	GR10	LEA
\$1984	\$2122	\$2207	\$2296	\$2388	\$2482	\$2582	\$2685	\$2792	\$2905	\$3021	\$3570

OPTIONS

Add upcharge to list price and code to model number

FR	CA133 Fire Retardant per yard	\$90/yd.
MB	Moisture Barrier - per seat	\$125

2FO	Two fabric option	\$98
-----	-------------------	------

Fixed Tablet Arm Not Available on Island Thirty

DIMENSIONS	Island Forty 4-Star Base	Island Forty Disc Base	Island Forty 5-Star Base
Seat Height:	18"	18"	18.5" - 22"
Seat Width:	20"	20"	20"
Seat Depth	19.5"	19.5"	19.5"
Overall Height:	44"	44"	44.5" - 47"
Overall Width:	25.5"	25.5"	25.5"
Overall Depth:	28"	28"	28"
Qty./Wt.:	1 ea./52 lbs.	1 ea./52 lbs.	1 ea./52 lbs.



ISLAND FORTY
4-STAR STAINLESS STEEL BASE ON GLIDES /
OPTIONAL TABLET ARM

Features: Extra Slim Tall Back

MODEL / DESCRIPTION / LIST PRICING



8632 Island Forty Swivel Club Chair / 4-Star Stainless Steel Base on Glides COM Yardage: 4 Yds. / Back: 2.75 Yds. / Seat: 1.25 Yd.

COM	GR1	GR2	GR3	GR4	GR5	GR6	GR7	GR8	GR9	GR10	LEA
\$1587	\$1698	\$1766	\$1838	\$1911	\$1987	\$2067	\$2150	\$2235	\$2325	\$2417	\$2858



8634 Island Forty Swivel Club Chair / Disc Stainless Steel Base COM Yardage: 4 Yds. / Back: 2.75 Yds. / Seat: 1.25 Yd.

COM	GR1	GR2	GR3	GR4	GR5	GR6	GR7	GR8	GR9	GR10	LEA
\$1615	\$1727	\$1796	\$1868	\$1944	\$2021	\$2102	\$2186	\$2273	\$2365	\$2459	\$2907



8636 Island Forty Swivel Club Chair / 5-Star Polished Aluminum Base w/ Casters COM Yardage: 4 Yds. / Back: 2.75 Yds. / Seat: 1.25 Yd.

COM	GR1	GR2	GR3	GR4	GR5	GR6	GR7	GR8	GR9	GR10	LEA
\$1852	\$1981	\$2060	\$2142	\$2229	\$2318	\$2410	\$2507	\$2607	\$2711	\$2820	\$3333

Trumpet Base not available on Island Forty

OPTIONS

Add upcharge to list price and code to model number

FR	CA133 Fire Retardant per yard	\$90/yd.
MB	Moisture Barrier - per seat	\$125
2FO	Two fabric option	\$98

TABF-(L)	Fixed Tablet (specify A, B or C, left or right arm)	\$495
SST	Solid Surface Tablet - add to tablet option	\$125
LAM5	Non-standard laminate (5 tablets or less)	\$250 ea. tablet



ISLAND FORTY
4-STAR STAINLESS STEEL BASE ON GLIDES /
COMPLEMENTED WITH ISLAND OTTOMAN

ISLAND OTTOMAN
4-STAR STAINLESS STEEL BASE

DIMENSIONS	Island Ottoman
Overall Width:	20.5"
Overall Depth:	20"
Overall Height:	16"
Qty./Wt.:	1 ea./32 lbs.

MODEL / DESCRIPTION / LIST PRICING



8640 Island Ottoman / 4-Star Stainless Steel Fixed Base on Glides COM Yardage: 1.5 Yds.

COM	GR1	GR2	GR3	GR4	GR5	GR6	GR7	GR8	GR9	GR10	LEA
\$1028	\$1099	\$1143	\$1189	\$1237	\$1286	\$1338	\$1392	\$1447	\$1505	\$1565	\$1850



8642 Island Ottoman / Disc Stainless Steel Fixed Base COM Yardage: 1.5 Yds.

COM	GR1	GR2	GR3	GR4	GR5	GR6	GR7	GR8	GR9	GR10	LEA
\$1058	\$1132	\$1177	\$1224	\$1273	\$1324	\$1377	\$1432	\$1489	\$1549	\$1611	\$1903



8644 Island Ottoman / Trumpet Polished Chrome Base (Swivel) COM Yardage: 1.5 Yds.

COM	GR1	GR2	GR3	GR4	GR5	GR6	GR7	GR8	GR9	GR10	LEA
\$1168	\$1249	\$1300	\$1351	\$1406	\$1462	\$1520	\$1581	\$1645	\$1711	\$1779	\$2102

OPTIONS

Add upcharge to list price and code to model number

FR	CA133 Fire Retardant per yard	\$90/yd.
MB	Moisture Barrier - per seat	\$125

2FO	Two fabric option	\$98
-----	-------------------	------

**HURRY!
QUANTITIES
LIMITED!**

ISLAND PETITE

Island Petite is a fully upholstered arm chair offered in choice of fabric on a polished chrome, black or white swivel trumpet base.



ISLAND PETITE SWIVEL CHAIR
BLACK GLOSS BASE

*Trumpet Base also available in
Black Gloss or White Gloss - Limited Stock!*

**DRASTICALLY
REDUCED**

ORDERING INFORMATION

To Order Please Specify:

- 1) Series Name
- 2) Model Number
- 3) Quantity
- 4) Fabric Grade & Number
- 5) Optional Items
- 6) Base Color

ISLAND GENERAL SPECIFICATIONS

Shell

Curved fabricated plywood shell is 2" thick all around. Foam is glued over plywood and fiber dacron is applied all over before upholstery.

Upholstery

Island upholstered back and arms are upholstered over 1" foam. Seat and back can be upholstered with choice of fabric, vinyl, crypton, leather or approved COM.

Seat

2" foam and fiber dacron is applied before upholstery.
Seat swivels 360°

Base

Trumpet base: 360° swivel with fixed height. One piece steel with **polished chrome, black or white standard finish**. Base diameter is 17.5", with optional powder coat finishes available.

COLORS / FINISHES

Trumpet Base Finish Colors:

Standard polished chrome or black/white gloss powder coat color. Optional powder coat colors available.

OPTIONS

- CODE: FR - CA133 Fire Retardant.
- CODE: MB - Moisture Barrier.
- CODE: SF - Powder Coat Color.
- CODE: WTB - White Gloss Trumpet Swivel Base.
- CODE: BTB - Black Gloss Trumpet Swivel Base.
- CODE: 2FO - 2 Fabric Option. When seat and back are upholstered in two different fabrics of your choice.

DIMENSIONS	Island Petite
Seat Width:	18"
Seat Depth:	18"
Seat Height:	18.5"
Back Height:	30"
Overall Width:	23"
Overall Depth:	23"
Qty./Wt.:	1 ea./40 lbs.

MODEL / DESCRIPTION / LIST PRICING



858	Swivel Club Chair on Trumpet Base											COM Yardage: 2.5 Yds. / Back: 1.5 Yds. / Seat: 1 Yd.
COM	GR1	GR2	GR3	GR4	GR5	GR6	GR7	GR8	GR9	GR10	LEA	
\$843	\$902	\$938	\$976	\$1,015	\$1,055	\$1,097	\$1,141	\$1,187	\$1,234	\$1,284	\$1,517	


OPTIONS

Add upcharge to list price and code to model number

FR	CA133 Fire Retardant per yard	\$90/yd.	SF	Powder Coat Color - Trumpet Swivel Base	\$65
MB	Moisture Barrier - per seat	\$125	WTB	White Gloss - Trumpet Swivel Base	No Charge
2FO	Two fabric option	\$98	BTB	Black Gloss - Trumpet Swivel Base	No Charge

ISLAND TEN


ISLAND TWENTY



MONOCHROMATIC FABRIC



MONOCHROMATIC FABRIC



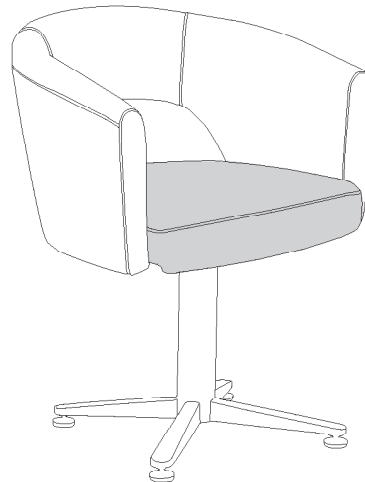
TWO-TONE FABRIC 1



TWO-TONE FABRIC 1



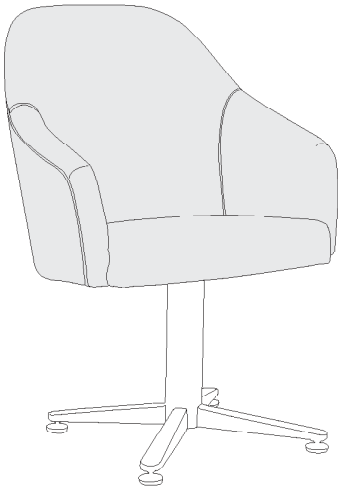
TWO-TONE FABRIC 2



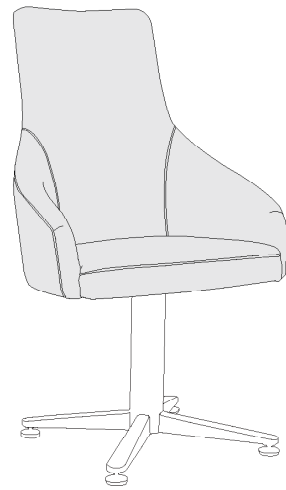
TWO-TONE FABRIC 2

ISLAND THIRTY

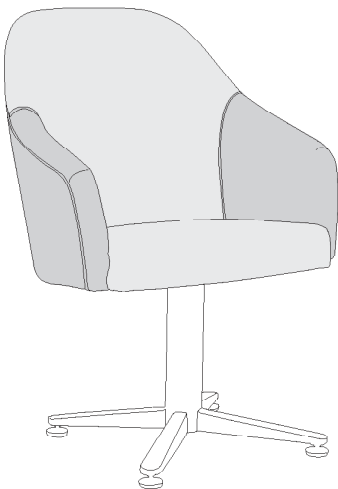
ISLAND FORTY



MONOCHROMATIC FABRIC



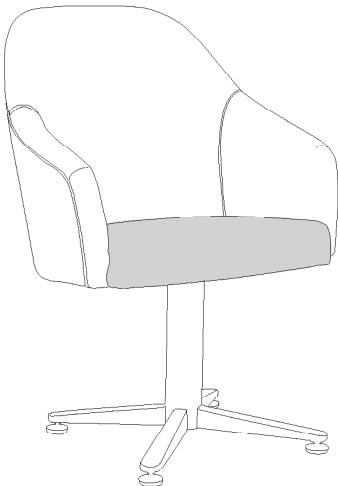
MONOCHROMATIC FABRIC



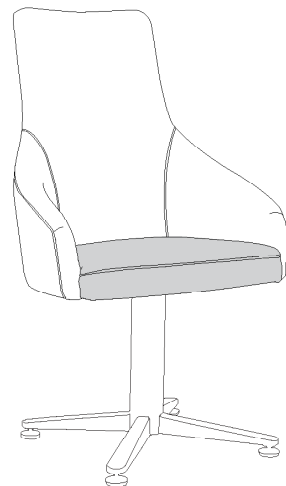
TWO-TONE FABRIC 1



TWO-TONE FABRIC 1



TWO-TONE FABRIC 2



TWO-TONE FABRIC 2

JACKSON METAL COLLECTION

The Jackson is a perfect fit for collaborative lounge settings • It is a combination of contemporary and transitional styling, comfort and privacy with a 4-star metal swivel base.



JACKSON TEN



JACKSON TWENTY



JACKSON THIRTY



JACKSON FORTY

ORDERING INFORMATION

To Order Please Specify:

- | | |
|--------------------------|-------------------------------|
| 1) Series Name | 5) Tablet Left or Right |
| 2) Model Number | 6) Optional Items |
| 3) Quantity | 7) Upholstery Vertical Detail |
| 4) Fabric Grade & Number | 8) Two or Three Fabric Option |

JACKSON GENERAL SPECIFICATIONS

Shell

Curved fabricated plywood shell is 2" thick all around. Foam is glued over plywood and fiber dacron on seat is applied.

Upholstery

Jackson upholstered back and arms are upholstered over 2" foam. Vertical stitching comes standard. Seat and back can be upholstered with choice of fabric, vinyl, crypton, leather or approved COM.

Seat

5" thick, no-sag spring installed.

Base

- Swivel 4-star base in stainless steel with adjustable glides.
- Base spread is 27.5"

Chair function

- Swivel 360°
- No tilt or height adjustment available.

TABLET SHAPES

Choose from 3 Tablet Shapes::

Tablets for all modular series are available in 3 shapes, choose from the three shapes shown and specify; A, B or C and left or right (outside tablet) when ordering. Example: TABF-(A) Left - this would be a fixed shape A tablet on the left side (when seated).

Optional Solid Surface available.

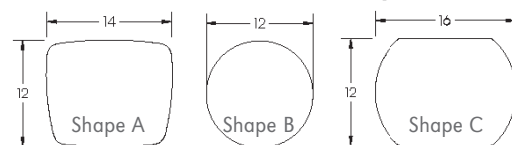
Note:

- Tablet orders of 5 or less - choice of 3 standard laminate colors: Wilsonart Black 1595-60, Formica Brite White 459-58 and Nevamar Silver Alu Metalx MXT003.
- Tablet orders of 6 or more - any choice standard laminate colors.

OPTIONS

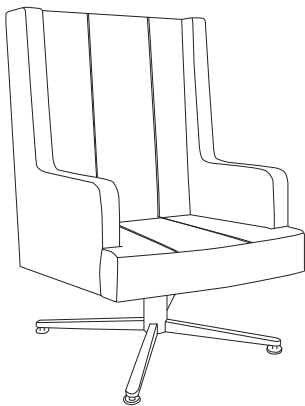
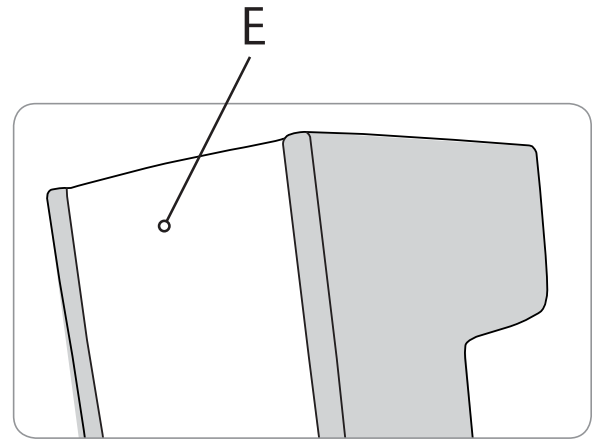
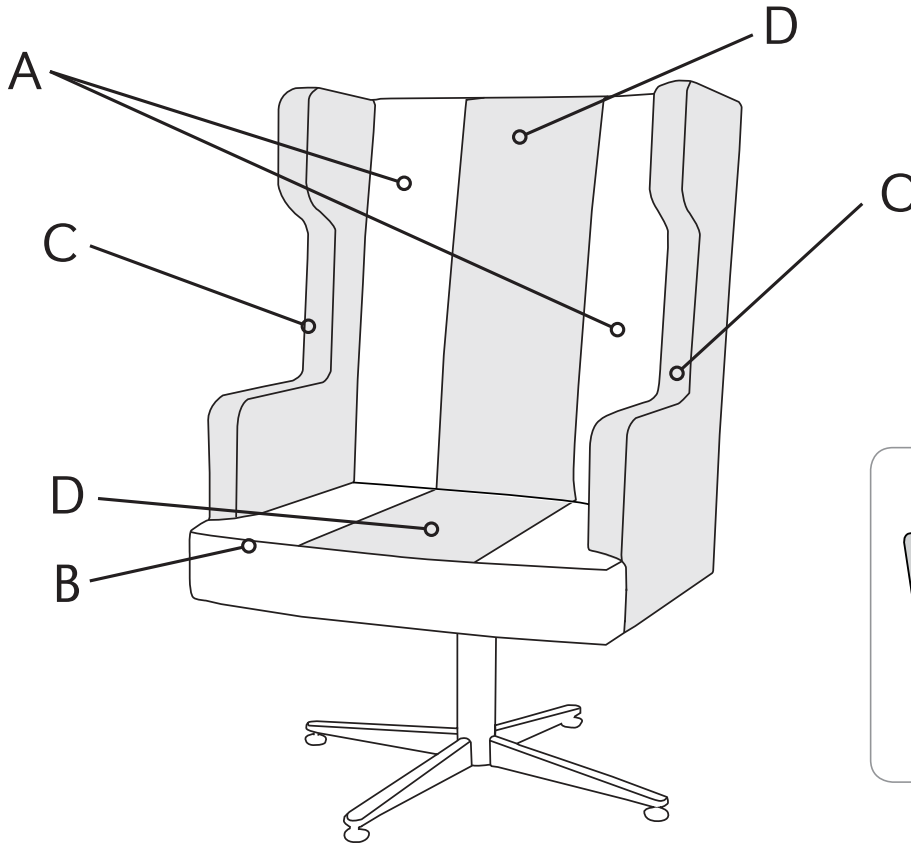
- CODE: FR - CA133 Fire Retardant.
- CODE: MB - Moisture Barrier.
- CODE: 2FO - 2 Fabric Option. When seat and back are upholstered in two different fabrics of your choice.
- CODE: 3FO - Three Fabric Option.
- CODE: TAB-(_) - Swivel Tablet (shape A, B or C, left or right arm).
- CODE: TABR1-(_) - Removable Tablet (shape A, B or C, left or right arm).
- CODE: TABR2-(_) - Removable Tablet (shape A, B or C, hardware both arms).
- CODE: SWTA - Swinging Tablet Arm
- CODE: SST - Solid Surface Top
- CODE: LAM5 - Non-standard laminate for 5 or less tablets see options for upcharge

Choose from 3 Tablet Shapes:

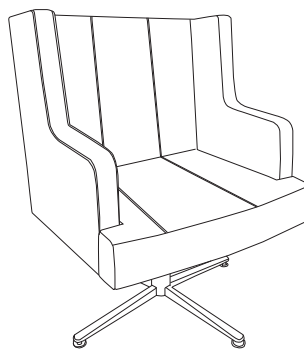


- A - chair back
- B - seat
- C - arms
- D - center stripe
- E - back of chair

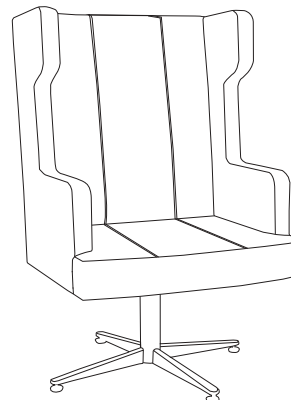
*For multiple fabric options, please specify placement of fabric for each area



JACKSON TEN
HIGH BACK



JACKSON TWENTY
MID BACK



JACKSON THIRTY
HIGH BACK



JACKSON FORTY
HIGH BACK

DIMENSIONS	Jackson Ten High Back Metal Base*	Jackson Ten Mid Back Metal Base*
Seat Height:	17.75"	17.75"
Arm Height:	25"	25"
Overall Height:	44.5"	36"
Inside Seat Width:	22"	22"
Seat Depth:	19.75"	19.75"
Overall Width:	27"	27"
Overall Depth:	28"	28"
Qty./Wt.:	1 ea./55 lbs.	1 ea./52 lbs.



JACKSON TEN HIGH BACK
METAL BASE

MODEL / DESCRIPTION / LIST PRICING



5622 Jackson Ten High Back / Metal Swivel Base

COM	GR1	GR2	GR3	GR4	GR5	GR6	GR7	GR8	GR9	GR10	LEA
\$1783	\$1908	\$1984	\$2063	\$2146	\$2232	\$2321	\$2414	\$2510	\$2611	\$2715	\$3209

Solid Color Seat/Back	
Arms	3 Yds.
Back	1.5 Yds.
Seat	1.5 Yds.
COM	6 Yds.

2/3 Tone Seat/Back	
Arms	3 Yds.
Back	1.25 Yds.
Seat	1.25 Yds.
2nd Fabric	1 Yd.
COM	6.5 Yds.



5624 Jackson Ten Mid Back / Metal Swivel Base

COM	GR1	GR2	GR3	GR4	GR5	GR6	GR7	GR8	GR9	GR10	LEA
\$1676	\$1793	\$1865	\$1939	\$2017	\$2098	\$2182	\$2269	\$2360	\$2454	\$2552	\$3016

Solid Color Seat/Back	
Arms	3 Yds.
Back	1.5 Yds.
Seat	1.5 Yds.
COM	6 Yds.

2/3 Tone Seat/Back	
Arms	3 Yds.
Back	1.25 Yds.
Seat	1.25 Yds.
2nd Fabric	1 Yd.
COM	6.5 Yds.

OPTIONS

Add upcharge to list price and code to model number

FR	CA133 Fire Retardant per yard	\$90/yd.
MB	Moisture Barrier - per seat	\$125
2FO	Two fabric option	\$98
3FO	Three fabric option	\$148
TAB(-)	Swivel Tablet (specify A, B or C, left or right arm)	\$395

TABR1(-)	Removable Tablet (specify A, B or C, left or right arm)	\$470
TABR2(-)	Removable Tablet (specify A, B or C both arm openings)	\$570
SWTA	Swinging Tablet Arm	\$295
SST	Solid Surface Tablet - add to tablet option	\$125
LAM5	Non-standard laminate (5 tablets or less)	\$250 ea. tablet

DIMENSIONS	Jackson Twenty High Back Metal Base*	Jackson Twenty Mid Back Metal Base*
Seat Height:	17.75"	17.75"
Arm Height:	25"	25"
Overall Height:	44.5"	36"
Inside Seat Width:	22"	22"
Seat Depth:	19.75"	19.75"
Overall Width:	27"	27"
Overall Depth:	28"	28"
Qty./Wt.:	1 ea./55 lbs.	1 ea./52 lbs.



JACKSON TWENTY HIGH BACK / METAL SWIVEL BASE / TABLET ARM

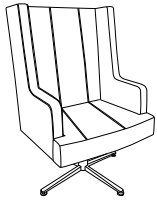


JACKSON TWENTY MID BACK / METAL SWIVEL BASE

Note:

- Tablet orders of 5 or less - choice of 3 standard laminate colors: black, white and silver.
- Tablet orders of 6 or more - any choice standard laminate colors.

MODEL / DESCRIPTION / LIST PRICING



5626 Jackson Twenty High Back / Metal Swivel Base

COM	GR1	GR2	GR3	GR4	GR5	GR6	GR7	GR8	GR9	GR10	LEA
\$1806	\$1932	\$2010	\$2090	\$2174	\$2261	\$2351	\$2445	\$2543	\$2645	\$2750	\$3251

Solid Color Seat/Back	
Arms	3 Yds.
Back	1.5 Yds.
Seat	1.5 Yds.
COM	6 Yds.

2/3 Tone Seat/Back	
Arms	3 Yds.
Back	1.25 Yds.
Seat	1.25 Yds.
2nd Fabric	1 Yd.
COM	6.5 Yds.



5628 Jackson Twenty Mid Back / Metal Swivel Base

COM	GR1	GR2	GR3	GR4	GR5	GR6	GR7	GR8	GR9	GR10	LEA
\$1698	\$1817	\$1889	\$1965	\$2044	\$2125	\$2210	\$2299	\$2391	\$2486	\$2586	\$3056

Solid Color Seat/Back	
Arms	3 Yds.
Back	1.5 Yds.
Seat	1.5 Yds.
COM	6 Yds.

2/3 Tone Seat/Back	
Arms	3 Yds.
Back	1.25 Yds.
Seat	1.25 Yds.
2nd Fabric	1 Yd.
COM	6.5 Yds.

OPTIONS

Add upcharge to list price and code to model number

FR	CA133 Fire Retardant per yard	\$90/yd.
MB	Moisture Barrier - per seat	\$125
2FO	Two fabric option	\$98
3FO	Three fabric option	\$148
TAB(-)	Swivel Tablet (specify A, B or C, left or right arm)	\$395

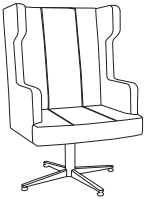
TABR1(-)	Removable Tablet (specify A, B or C, left or right arm)	\$470
TABR2(-)	Removable Tablet (specify A, B or C both arm openings)	\$570
SWTA	Swinging Tablet Arm	\$295
SST	Solid Surface Tablet - add to tablet option	\$125
LAM5	Non-standard laminate (5 tablets or less)	\$250 ea. tablet

DIMENSIONS	Jackson Thirty High Back Metal Base*	Jackson Thirty Mid Back Metal Base*
Seat Height:	17.75"	17.75"
Arm Height:	25"	25"
Overall Height:	44.5"	36"
Inside Seat Width:	22"	22"
Seat Depth:	19.75"	19.75"
Overall Width:	27"	27"
Overall Depth:	28"	28"
Qty./Wt.:	1 ea./55 lbs.	1 ea./52 lbs.



JACKSON THIRTY HIGH BACK
METAL SWIVEL BASE

MODEL / DESCRIPTION / LIST PRICING



5630 Jackson Thirty High Back / Metal Swivel Base

COM	GR1	GR2	GR3	GR4	GR5	GR6	GR7	GR8	GR9	GR10	LEA
\$1825	\$1953	\$2031	\$2112	\$2196	\$2284	\$2376	\$2471	\$2570	\$2672	\$2779	\$3285

Solid Color Seat/Back	
Arms	3 Yds.
Back	1.5 Yds.
Seat	1.5 Yds.
COM	6 Yds.

2/3 Tone Seat/Back	
Arms	3 Yds.
Back	1.25 Yds.
Seat	1.25 Yds.
2nd Fabric	1 Yd.
COM	6.5 Yds.



5632 Jackson Thirty Mid Back / Metal Swivel Base

COM	GR1	GR2	GR3	GR4	GR5	GR6	GR7	GR8	GR9	GR10	LEA
\$1716	\$1836	\$1909	\$1986	\$2065	\$2148	\$2234	\$2323	\$2416	\$2512	\$2613	\$3088

Solid Color Seat/Back	
Arms	3 Yds.
Back	1.5 Yds.
Seat	1.5 Yds.
COM	6 Yds.

2/3 Tone Seat/Back	
Arms	3 Yds.
Back	1.25 Yds.
Seat	1.25 Yds.
2nd Fabric	1 Yd.
COM	6.5 Yds.

OPTIONS

Add upcharge to list price and code to model number

FR	CA133 Fire Retardant per yard	\$90/yd.
MB	Moisture Barrier - per seat	\$125
2FO	Two fabric option	\$98
3FO	Three fabric option	\$148
TAB-(L)	Swivel Tablet (specify A, B or C, left or right arm)	\$395

TABR1-(L)	Removable Tablet (specify A, B or C, left or right arm)	\$470
TABR2-(L)	Removable Tablet (specify A, B or C both arm openings)	\$570
SWTA	Swinging Tablet Arm	\$295
SST	Solid Surface Tablet - add to tablet option	\$125
LAM5	Non-standard laminate (5 tablets or less)	\$250 ea. tablet

DIMENSIONS	Jackson Forty High Back Metal Base*	Jackson Forty Mid Back Metal Base*
Seat Height:	17.75"	17.75"
Arm Height:	25"	25"
Overall Height:	44.5"	36"
Inside Seat Width:	22"	22"
Seat Depth:	19.75"	19.75"
Overall Width:	27"	27"
Overall Depth:	28"	28"
Qty./Wt.:	1 ea./55 lbs.	1 ea./52 lbs.



JACKSON FORTY HIGH BACK
METAL SWIVEL BASE

MODEL / DESCRIPTION / LIST PRICING



5634 Jackson Forty High Back / Metal Swivel Base

COM	GR1	GR2	GR3	GR4	GR5	GR6	GR7	GR8	GR9	GR10	LEA
\$1844	\$1973	\$2052	\$2134	\$2219	\$2308	\$2400	\$2496	\$2596	\$2700	\$2808	\$3319

Solid Color Seat/Back	
Arms	3 Yds.
Back	1.5 Yds.
Seat	1.5 Yds.
COM	6 Yds.

2/3 Tone Seat/Back	
Arms	3 Yds.
Back	1.25 Yds.
Seat	1.25 Yds.
2nd Fabric	1 Yd.
COM	6.5 Yds.



5636 Jackson Forty Mid Back / Metal Swivel Base

COM	GR1	GR2	GR3	GR4	GR5	GR6	GR7	GR8	GR9	GR10	LEA
\$1733	\$1854	\$1928	\$2005	\$2085	\$2169	\$2255	\$2346	\$2439	\$2537	\$2638	\$3119

Solid Color Seat/Back	
Arms	3 Yds.
Back	1.5 Yds.
Seat	1.5 Yds.
COM	6 Yds.

2/3 Tone Seat/Back	
Arms	3 Yds.
Back	1.25 Yds.
Seat	1.25 Yds.
2nd Fabric	1 Yd.
COM	6.5 Yds.

OPTIONS

Add upcharge to list price and code to model number

FR	CA133 Fire Retardant per yard	\$90/yd.
MB	Moisture Barrier - per seat	\$125
2FO	Two fabric option	\$98
3FO	Three fabric option	\$148
TAB(-)	Swivel Tablet (specify A, B or C, left or right arm)	\$395

TABR1(-)	Removable Tablet (specify A, B or C, left or right arm)	\$470
TABR2(-)	Removable Tablet (specify A, B or C both arm openings)	\$570
SWTA	Swinging Tablet Arm	\$295
SST	Solid Surface Tablet - add to tablet option	\$125
LAM5	Non-standard laminate (5 tablets or less)	\$250 ea. tablet

DIMENSIONS	Jackson Ottoman
Seat Height:	16"
Overall Width:	23"
Overall Depth:	20"
Qty./Wt.:	1 ea./40 lbs.



OTTOMAN 4-STAR METAL FIXED BASE



OTTOMAN 4-STAR METAL FIXED BASE /
2 FABRIC OPTION

MODEL / DESCRIPTION / LIST PRICING



5638 Jackson Ottoman 4-Star Metal Fixed Base

COM Yardage: 1 Yd. / Seat: 1 Yd.

COM	GR1	GR2	GR3	GR4	GR5	GR6	GR7	GR8	GR9	GR10	LEA
\$981	\$1049	\$1091	\$1135	\$1180	\$1228	\$1277	\$1328	\$1381	\$1436	\$1494	\$1765

COM Yardage (one color)	COM Yardage (2/3 colors)
1.25 Yd.	Call



JACKSON 20 HIGH BACK 2 FABRIC
OPTION W/ FIXED METAL BASE OTTOMAN

OPTIONS

Add upcharge to list price and code to model number

FR	CA133 Fire Retardant per yard	\$90/yd.
MB	Moisture Barrier - per ottoman	\$125
2FO	Two fabric option	\$98

3FO	Three Fabric Upholstery	\$148
SF	Powder Coat Color	\$65

CAYMAN occasional TABLES



SQUARE END TABLE



OVAL END TABLE



END TABLE WITH 4" RADIUS CORNERS



ROUND END TABLE

WE SUGGEST THE CAYMAN OCCASIONAL TABLES TO GO WITH THE JACKSON METAL COLLABORATIVE SEATING.

PLEASE REFER TO THE OCCASIONAL TABLES SECTION OF THE PRICE LIST FOR DIMENSIONS & PRICING.

JACKSON WOOD COLLECTION

The Jackson is a perfect fit for collaborative lounge settings • It is a combination of contemporary and transitional styling, comfort and privacy.



JACKSON TEN
HIGH BACK WOOD FRAME BASE



JACKSON TWENTY
HIGH BACK WOOD FRAME BASE



JACKSON THIRTY
HIGH BACK WOOD FRAME BASE



JACKSON FORTY
MID BACK WOOD FRAME BASE

ORDERING INFORMATION

To Order Please Specify:

- | | |
|-----------------|-------------------------------|
| 1) Series Name | 5) Fabric Grade & Number |
| 2) Model Number | 6) Optional Items |
| 3) Quantity | 7) Upholstery Vertical Detail |
| 4) Finish | |

JACKSON GENERAL SPECIFICATIONS

Shell

Curved fabricated plywood shell is 2" thick all around. Foam is glued over plywood and fiber dacron on seat is applied.

Upholstery

Jackson upholstered back and arms are upholstered over 2" foam.

Vertical stitching comes standard back and seat. Seat and back can be upholstered with choice of fabric, vinyl, crypton, leather or approved COM.

Seat

5" thick, no-sag spring installed.

Base

- Fixed wood frame base; 4-legged in stained maple.

COLORS / FINISHES

Base Finish Colors:

Maple wood base in standard wood stain colors

TABLET SHAPES

Choose from 3 Tablet Shapes::

Tablets for all modular series are available in 3 shapes, choose from the three shapes shown and specify; A, B or C and left or right (outside tablet) when ordering. Example: TABF-(A) Left - this would be a fixed shape A tablet on the left side (when seated).

Optional Solid Surface available.

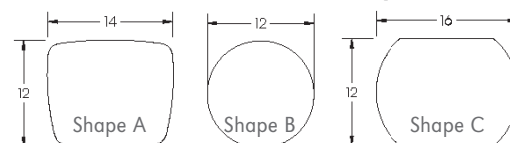
Note:

- Tablet orders of 5 or less - choice of 3 standard laminate colors: Wilsonart Black 1595-60, Formica Brite White 459-58 and Nevamar Silver Alu Metalx MXT003.
- Tablet orders of 6 or more - any choice standard laminate colors.

OPTIONS


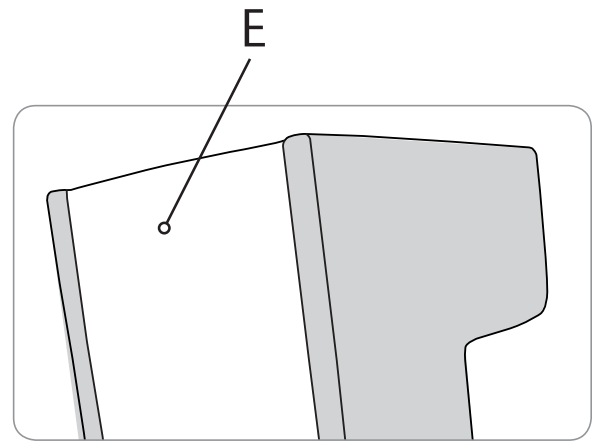
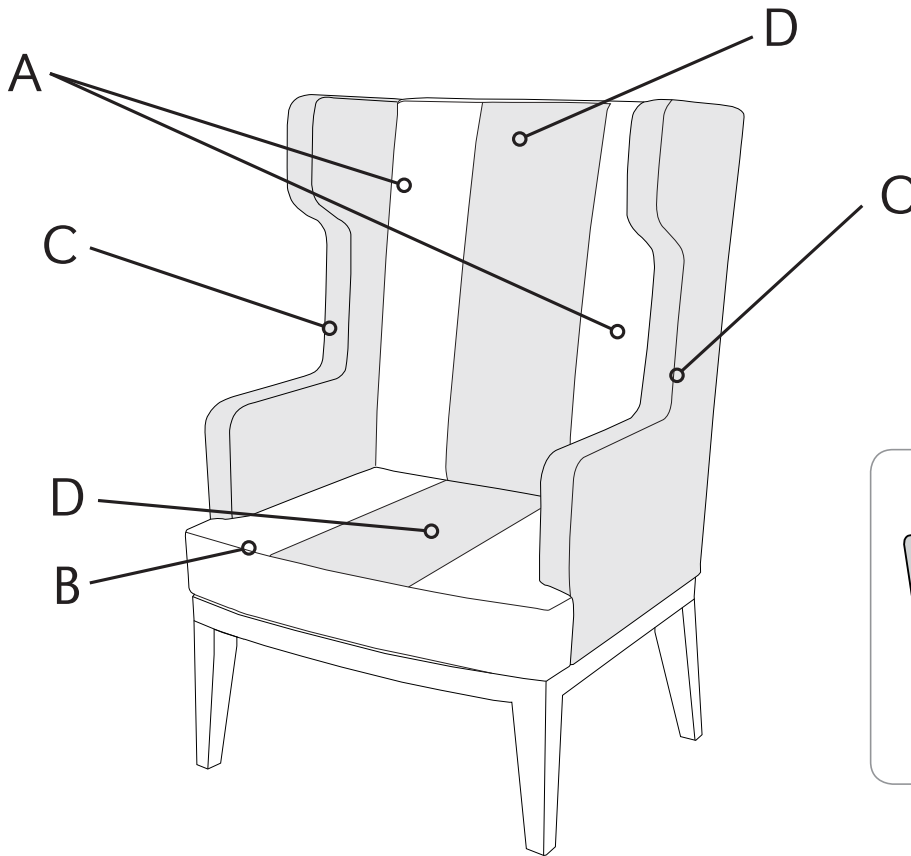
- CODE: FR - CA133 Fire Retardant.
- CODE: MB - Moisture Barrier.
- CODE: 2FO - 2 Fabric Option. When seat, back and arm are upholstered in two different fabrics of your choice.
- CODE: 3FO - Three Fabric Option. When seat, back and arm are upholstered in three different fabrics of your choice.
- CODE: TAB(-) - Swivel Tablet (shape A, B or C, left or right arm).
- CODE: TABR1(-) - Removable Tablet (shape A, B or C, left or right arm).
- CODE: TABR2(-) - Removable Tablet (shape A, B or C, hardware both arms).
- CODE: SWTA - Swinging Tablet Arm
- CODE: SST - Solid Surface Top
- CODE: LAM5 - Non-standard laminate for 5 or less tablets see options for upcharge

Choose from 3 Tablet Shapes:




- A - chair back
- B - seat
- C - arms
- D - center stripe
- E - back of chair

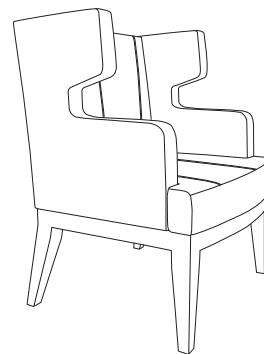
*For multiple fabric options, please specify placement of fabric for each area




JACKSON TEN
HIGH BACK



JACKSON TWENTY
MID BACK



JACKSON THIRTY
HIGH BACK



JACKSON FORTY
HIGH BACK

DIMENSIONS	Jackson Ten High Back Wood Frame Base	Jackson Ten Mid Back Wood Frame Base
Seat Height:	17.75"	17.75"
Arm Height:	25"	25"
Overall Height:	44.5"	36"
Inside Seat Width:	22"	22"
Seat Depth:	19.75"	19.75"
Overall Width:	27"	27"
Overall Depth:	28"	28"
Qty./Wt.:	1 ea./55 lbs.	1 ea./52 lbs.



JACKSON TEN HIGH BACK



JACKSON TEN MID BACK / TABLET C OPTION / TWO FABRIC OPTION

MODEL / DESCRIPTION / LIST PRICING

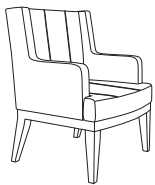


5600 Jackson Ten High Back / Wood Frame Base

COM	GR1	GR2	GR3	GR4	GR5	GR6	GR7	GR8	GR9	GR10	LEA
\$2203	\$2357	\$2451	\$2549	\$2651	\$2757	\$2868	\$2982	\$3102	\$3226	\$3355	\$3965

Solid Color Seat/Back	
Arms	3 Yds.
Back	1.5 Yds.
Seat	1.5 Yds.
COM	6 Yds.

2/3 Tone Seat/Back	
Arms	3 Yds.
Back	1.25 Yds.
Seat	1.25 Yds.
2nd Fabric	1 Yd.
COM	6.5 Yds.



5602 Jackson Ten Mid Back / Wood Frame Base

COM	GR1	GR2	GR3	GR4	GR5	GR6	GR7	GR8	GR9	GR10	LEA
\$1993	\$2132	\$2218	\$2306	\$2399	\$2495	\$2594	\$2698	\$2806	\$2918	\$3035	\$3587

Solid Color Seat/Back	
Arms	3 Yds.
Back	1.5 Yds.
Seat	1.5 Yds.
COM	6 Yds.

2/3 Tone Seat/Back	
Arms	3 Yds.
Back	1.25 Yds.
Seat	1.25 Yds.
2nd Fabric	1 Yd.
COM	6.5 Yds.

Tablet Note:

- Tablet orders of 5 or less - choice of 3 standard laminate colors: black, white and silver.
- Tablet orders of 6 or more - any choice standard laminate colors.

OPTIONS

Add upcharge to list price and code to model number

FR	CA133 Fire Retardant per yard	\$90/yd.
MB	Moisture Barrier - per seat	\$125
2FO	Two fabric option	\$98
3FO	Three fabric option	\$148
TAB(-)	Swivel Tablet (specify A, B or C, left or right arm)	\$395

TABR1(-)	Removable Tablet (specify A, B or C, left or right arm)	\$470
TABR2(-)	Removable Tablet (specify A, B or C both arm openings)	\$570
SWTA	Swinging Tablet Arm	\$295
SST	Solid Surface Tablet - add to tablet option	\$125
LAM5	Non-standard laminate (5 tablets or less)	\$250 ea. tablet

DIMENSIONS	Jackson Twenty High Back Wood Frame Base	Jackson Twenty Mid Back Wood Frame Base
Seat Height:	17.75"	17.75"
Arm Height:	25"	25"
Overall Height:	44.5"	36"
Inside Seat Width:	22"	22"
Seat Depth:	19.75"	19.75"
Overall Width:	27"	27"
Overall Depth:	28"	28"
Qty./Wt.:	1 ea./55 lbs.	1 ea./52 lbs.

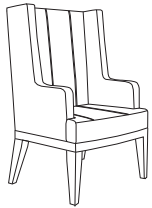


JACKSON TWENTY HIGH BACK



JACKSON TWENTY HIGH BACK / TABLET
B OPTION / TWO FABRIC OPTION

MODEL / DESCRIPTION / LIST PRICING

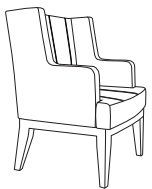


5604 Jackson Twenty High Back / Wood Frame Base

COM	GR1	GR2	GR3	GR4	GR5	GR6	GR7	GR8	GR9	GR10	LEA
\$2218	\$2373	\$2468	\$2566	\$2669	\$2776	\$2887	\$3002	\$3122	\$3247	\$3377	\$3992

Solid Color Seat/Back	
Arms	3 Yds.
Back	1.5 Yds.
Seat	1.5 Yds.
COM	6 Yds.

2/3 Tone Seat/Back	
Arms	3 Yds.
Back	1.25 Yds.
Seat	1.25 Yds.
2nd Fabric	1 Yd.
COM	6.5 Yds.



5606 Jackson Twenty Mid Back / Wood Frame Base

COM	GR1	GR2	GR3	GR4	GR5	GR6	GR7	GR8	GR9	GR10	LEA
\$2032	\$2174	\$2261	\$2351	\$2445	\$2543	\$2645	\$2751	\$2861	\$2975	\$3094	\$3657

Solid Color Seat/Back	
Arms	3 Yds.
Back	1.5 Yds.
Seat	1.5 Yds.
COM	6 Yds.

2/3 Tone Seat/Back	
Arms	3 Yds.
Back	1.25 Yds.
Seat	1.25 Yds.
2nd Fabric	1 Yd.
COM	6.5 Yds.

OPTIONS

Add upcharge to list price and code to model number

FR	CA133 Fire Retardant per yard	\$90/yd.
MB	Moisture Barrier - per seat	\$125
2FO	Two fabric option	\$98
3FO	Three fabric option	\$148
TAB(-)	Swivel Tablet (specify A, B or C, left or right arm)	\$395

TABR1(-)	Removable Tablet (specify A, B or C, left or right arm)	\$470
TABR2(-)	Removable Tablet (specify A, B or C both arm openings)	\$570
SWTA	Swinging Tablet Arm	\$295
SST	Solid Surface Tablet - add to tablet option	\$125
LAM5	Non-standard laminate (5 tablets or less)	\$250 ea. tablet

DIMENSIONS	Jackson Thirty High Back Wood Frame Base	Jackson Thirty Mid Back Wood Frame Base
Seat Height:	17.75"	17.75"
Arm Height:	25"	25"
Overall Height:	44.5"	36"
Inside Seat Width:	22"	22"
Seat Depth:	19.75"	19.75"
Overall Width:	27"	27"
Overall Depth:	28"	28"
Qty./Wt.:	1 ea./55 lbs.	1 ea./52 lbs.

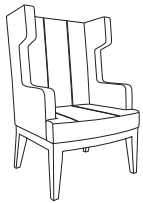


JACKSON THIRTY HIGH BACK



JACKSON THIRTY MID BACK

MODEL / DESCRIPTION / LIST PRICING




5608 Jackson Thirty High Back / Wood Frame Base

COM	GR1	GR2	GR3	GR4	GR5	GR6	GR7	GR8	GR9	GR10	LEA
\$2263	\$2421	\$2518	\$2619	\$2723	\$2832	\$2946	\$3064	\$3186	\$3314	\$3446	\$4073

Solid Color Seat/Back	
Arms	3 Yds.
Back	1.5 Yds.
Seat	1.5 Yds.
COM	6 Yds.

2/3 Tone Seat/Back	
Arms	3 Yds.
Back	1.25 Yds.
Seat	1.25 Yds.
2nd Fabric	1 Yd.
COM	6.5 Yds.



5610 Jackson Thirty Mid Back / Wood Frame Base

COM	GR1	GR2	GR3	GR4	GR5	GR6	GR7	GR8	GR9	GR10	LEA
\$2054	\$2198	\$2285	\$2377	\$2472	\$2571	\$2674	\$2781	\$2892	\$3008	\$3128	\$3697

Solid Color Seat/Back	
Arms	3 Yds.
Back	1.5 Yds.
Seat	1.5 Yds.
COM	6 Yds.

2/3 Tone Seat/Back	
Arms	3 Yds.
Back	1.25 Yds.
Seat	1.25 Yds.
2nd Fabric	1 Yd.
COM	6.5 Yds.

OPTIONS

Add upcharge to list price and code to model number

FR	CA133 Fire Retardant per yard	\$90/yd.
MB	Moisture Barrier - per seat	\$125
2FO	Two fabric option	\$98
3FO	Three fabric option	\$148
TAB(-)	Swivel Tablet (specify A, B or C, left or right arm)	\$395

TABR1(-)	Removable Tablet (specify A, B or C, left or right arm)	\$470
TABR2(-)	Removable Tablet (specify A, B or C both arm openings)	\$570
SWTA	Swinging Tablet Arm	\$295
SST	Solid Surface Tablet - add to tablet option	\$125
LAM5	Non-standard laminate (5 tablets or less)	\$250 ea. tablet

DIMENSIONS	Jackson Forty High Back Wood Frame Base	Jackson Forty Mid Back Wood Frame Base
Seat Height:	17.75"	17.75"
Arm Height:	25"	25"
Overall Height:	44.5"	36"
Inside Seat Width:	22"	22"
Seat Depth:	19.75"	19.75"
Overall Width:	27"	27"
Overall Depth:	28"	28"
Qty./Wt.:	1 ea./55 lbs.	1 ea./52 lbs.




JACKSON FORTY HIGH BACK /
2 FABRIC OPTION



JACKSON FORTY MID BACK

MODEL / DESCRIPTION / LIST PRICING




5612 Jackson Forty High Back / Wood Frame Base

COM	GR1	GR2	GR3	GR4	GR5	GR6	GR7	GR8	GR9	GR10	LEA
\$2298	\$2459	\$2558	\$2660	\$2766	\$2877	\$2992	\$3112	\$3236	\$3366	\$3500	\$4137

Solid Color Seat/Back	
Arms	3 Yds.
Back	1.5 Yds.
Seat	1.5 Yds.
COM	6 Yds.

2/3 Tone Seat/Back	
Arms	3 Yds.
Back	1.25 Yds.
Seat	1.25 Yds.
2nd Fabric	1 Yd.
COM	6.5 Yds.



5614 Jackson Forty Mid Back / Wood Frame Base

COM	GR1	GR2	GR3	GR4	GR5	GR6	GR7	GR8	GR9	GR10	LEA
\$2094	\$2240	\$2330	\$2423	\$2520	\$2621	\$2726	\$2835	\$2948	\$3066	\$3189	\$3769

Solid Color Seat/Back	
Arms	3 Yds.
Back	1.5 Yds.
Seat	1.5 Yds.
COM	6 Yds.

2/3 Tone Seat/Back	
Arms	3 Yds.
Back	1.25 Yds.
Seat	1.25 Yds.
2nd Fabric	1 Yd.
COM	6.5 Yds.

OPTIONS

Add upcharge to list price and code to model number

FR	CA133 Fire Retardant per yard	\$90/yd.
MB	Moisture Barrier - per seat	\$125
2FO	Two fabric option	\$98
3FO	Three fabric option	\$148
TAB(-)	Swivel Tablet (specify A, B or C, left or right arm)	\$395

TABR1(-)	Removable Tablet (specify A, B or C, left or right arm)	\$470
TABR2(-)	Removable Tablet (specify A, B or C both arm openings)	\$570
SWTA	Swinging Tablet Arm	\$295
SST	Solid Surface Tablet - add to tablet option	\$125
LAM5	Non-standard laminate (5 tablets or less)	\$250 ea. tablet

DIMENSIONS	Jackson Ottoman
Seat Height:	16"
Overall Width:	20"
Overall Depth:	23"
Qty./Wt.:	1 ea./35 lbs.

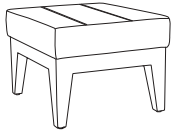


OTTOMAN WOOD FRAME



OTTOMAN / 2 FABRIC OPTION / WOOD FRAME

MODEL / DESCRIPTION / LIST PRICING



5616 Jackson Ottoman Wood Frame Base

COM	GR1	GR2	GR3	GR4	GR5	GR6	GR7	GR8	GR9	GR10	LEA
\$1255	\$1343	\$1396	\$1452	\$1510	\$1571	\$1633	\$1699	\$1767	\$1837	\$1911	\$2259



JACKSON THIRTY HIGH BACK
WOOD FRAME BASE AND OTTOMAN

COM Yardage (one color)	COM Yardage (2/3 colors)
1 Yd.	Call



JACKSON THIRTY MID BACK
WOOD FRAME BASE AND OTTOMAN

OPTIONS

Add upcharge to list price and code to model number

FR	CA133 Fire Retardant per yard	\$90/yd.
MB	Moisture Barrier - per ottoman	\$125

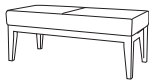
2FO	Two fabric option	\$98
3FO	Three Fabric Upholstery	\$148

DIMENSIONS	Jackson Two Seat Bench	Jackson Three Seat Bench
Seat Height:	18"	18"
Overall Width:	44"	66"
Overall Depth:	20"	20"
Qty./Wt.:	1 ea./52 lbs.	1 ea./72 lbs.



TWO SEAT BENCH

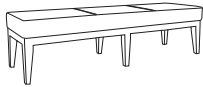
MODEL / DESCRIPTION / LIST PRICING



5618 Jackson Two Seat Wood Frame Bench

COM	GR1	GR2	GR3	GR4	GR5	GR6	GR7	GR8	GR9	GR10	LEA
\$2074	\$2219	\$2308	\$2400	\$2496	\$2596	\$2699	\$2807	\$2919	\$3036	\$3158	\$3732

COM Yardage (one color)	COM Yardage (2/3 colors)
2.5 Yds.	Call



5620 Jackson Three Seat Wood Frame Bench

COM	GR1	GR2	GR3	GR4	GR5	GR6	GR7	GR8	GR9	GR10	LEA
\$2882	\$3083	\$3208	\$3335	\$3468	\$3608	\$3752	\$3902	\$4058	\$4221	\$4389	\$5188

COM Yardage (one color)	COM Yardage (2/3 colors)
3.5 Yds.	Call



THREE SEAT BENCH

OPTIONS

Add upcharge to list price and code to model number

FR	CA133 Fire Retardant per yard	\$90/yd.
MB	Moisture Barrier - per seat	\$125

2FO	Two Fabric Upholstery	\$98
3FO	Three Fabric Upholstery	\$148

KELLY STOOL

The Kelly stool features a fully upholstered (elliptical, square or round) or molded poly seat. Pneumatic adjustable trumpet swivel base is standard in chrome or optional black wrinkle powder coat.



POLY SEAT WITH
OPTIONAL BLACK WRINKLE
POWDER COAT TRUMPET SWIVEL



UPHOLSTERED SQUARE SEAT

ORDERING INFORMATION

To Order Please Specify:

- | | |
|--------------------------|--------------------------|
| 1) Series Name | 5) Seat Option |
| 2) Model Number | 6) Plastic Color Seat |
| 3) Quantity | 7) Trumpet Finish Option |
| 4) Fabric Grade & Number | 8) Optional Items |

COLORS / FINISHES

Base Finish Colors:

- Standard polished chrome.
- Optional black wrinkle powder coat.

Poly Seat Colors:

- White • Red • Medium Gray • Black

KELLY GENERAL SPECIFICATIONS

Polished Chrome Trumpet Pedestal Base

- Pneumatic lift with seat height range of 21" - 31"
- Large footrest in polished chrome. Travels with seat.
- 20" diameter trumpet base for added stability
- 360° swivel
- For edge protection a plastic circular guard is inserted under trumpet base.
- Optional black wrinkle powder coat finish available

Upholstery

- Upholstered seat over 2" high resiliency foam.
- Foam is glued to a multi-ply shell and seat is attached to frame.
- Seat can be upholstered with choice of fabric, vinyl, crypton, leather or approved COM.

OPTIONS

- CODE: FR - CA133 Fire Retardant.
- CODE: MB - Moisture Barrier.
- CODE: KBW - Black Wrinkle Powder Coat.



LOWEST
POSITION



HIGHEST
POSITION

PLASTIC SEAT WITH OPTIONAL BLACK WRINKLE POWDER
COAT AND POLISHED CHROME FOOTREST

Note: Kelly series stool pneumatic lift mechanism comes with a limited two year warranty from time of purchase.

Note: Minimum quantity of 2 stools per order.

PNEUMATIC LIFTS WITH
FOOTREST AND 360° SWIVEL

DIMENSIONS	Stool
Swivel Base:	20"
Foot Rest Width:	15"
Seat Width:	16.5"
Seat Height:	21.5"-31.5"
Overall Width:	20"
Overall Depth:	20"
Qty./Wt. per carton:	1 ea./29 lbs.




POLY SEAT WITH
CHROME SWIVEL BASE



UPHOLSTERED SEAT WITH
CHROME SWIVEL BASE

MODEL / DESCRIPTION / LIST PRICING



4180 Poly Seat / Pneumatic Seat Travel

Poly Shell
\$356



4182 Upholstered Round Seat / Pneumatic Seat Travel

COM Yardage: .5 yards

COM	GR1	GR2	GR3	GR4	GR5	GR6	GR7	GR8	GR9	GR10	LEA
\$422	\$452	\$470	\$488	\$508	\$528	\$549	\$571	\$594	\$618	\$643	\$760



4184 Upholstered Square Seat / Pneumatic Seat Travel

COM Yardage: .5 yards

COM	GR1	GR2	GR3	GR4	GR5	GR6	GR7	GR8	GR9	GR10	LEA
\$431	\$461	\$480	\$499	\$519	\$540	\$561	\$584	\$607	\$631	\$656	\$776



4186 Upholstered Elongated Seat / Pneumatic Seat Travel

COM Yardage: .5 yards

COM	GR1	GR2	GR3	GR4	GR5	GR6	GR7	GR8	GR9	GR10	LEA
\$431	\$461	\$480	\$499	\$519	\$540	\$561	\$584	\$607	\$631	\$656	\$776


4 POLY SHELL COLORS



RED



BLACK



MEDIUM GRAY



WHITE

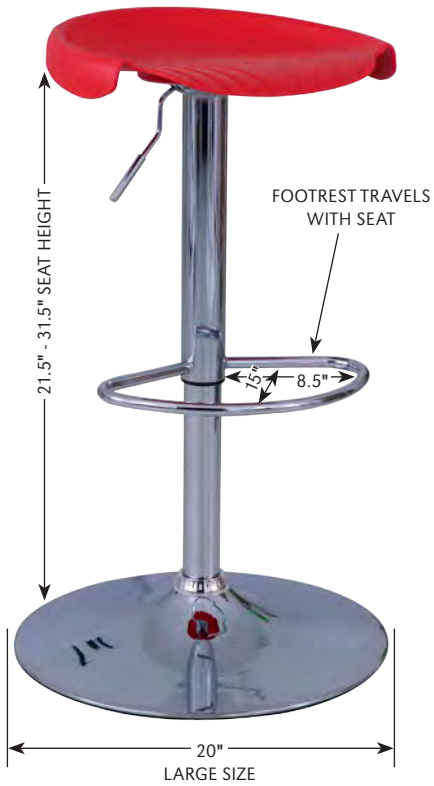
OPTIONS

Add upcharge to list price and code to model number

FR	CA 133 Fire Retardant - per yd.	\$90/yd.
MB	Moisture Barrier - Per Seat	\$68

KBW	Black Wrinkle Powder Coat Base	No Charge
-----	--------------------------------	-----------

Note: Minimum quantity of 2 stools per order.




4 PLASTIC SHELL COLORS



RED



BLACK



MEDIUM GRAY



WHITE

UPHOLSTERED SEAT SHAPES



ROUND



SQUARE



ELONGATED



KELLY ELONGATED UPHOLSTERED SEAT STOOLS
WITH PARMA ANGLED LEG TABLE

LAGUNA

TABLE OF CONTENTS

Specifications	2
Options	3
Unit Profiles	4
Standard Back Vs Optional Inset Back	5
Straight Modular Units	6
Curve Modular Units.....	7-9
Corner Modular Unit.....	10
Hideout.....	11
Backless Online Straight Units	12
Backless Curve Dimensions	13
Backless Curve Units.....	14
Quattro.....	15
Ottoman And Occasional Tables.....	16
Round Ottoman.....	17
Round Occasional Table	18
Round Ottoman No Legs.....	19
Round Occasional Tables No Legs	20
Almost Square Ottomans	21
Almost Square Occasional Tables	22
Almost Square No Leg Ottomans.....	23
Almost Square Occasional Tables No Legs	24
Benches	25
Option Details.....	26
Slim Arm.....	27
Box Arm	28
Bolster & Pillows	29
Privacy Panels.....	30-41
Sample Configuration And Pricing	42-45
Complementary Tables	46

LAGUNA COLLECTION

A very versatile lounge and modular system that will enhance any space or public environment. Laguna offers endless configurations with an array of options and finishes for a truly American visionary design.



SPECIFICATIONS

Frame

- Multi-ply hardwood
- Tongue and groove construction nailed and glued

Seat/Foam

- No-sag springs w/ helicoil attachment
- High resiliency foam construction throughout
- All foam bonded to frame

Legs

- 8" tall, 1.5" diameter fabricated steel angeled legs
- Sand blasted prior to paint for maximum color adhesion
- Includes factory installed adjustable glides

ORDERING INFORMATION

- | | |
|-----------------|-------------------------------|
| 1) Series Name | 4) Fabric Grade and Number |
| 2) Model Number | 5) Powder Coat Color for legs |
| 3) Quantity | 6) Optional Items |
| | 7) Optional Wood Stain Color |

Note: When ordering wood legs and wood arm caps the stain color will match unless specified otherwise.

COLORS / FINISHES

Legs

- Standard powder coat colors.
- Optional polished chrome available.
- Optional wood finishes available.

Optional Arm Caps/Tablets

- Black polyurethane (slim arm only)
- Standard wood stain colors.
- 1000's of Laminate choices.

Laguna offers many options and choices to customize your space:

- | | |
|------------------|------------------------|
| • Privacy Panels | • Wood/Metal Legs |
| • Slim Arms | • Power/Data |
| • Box Arms | • Pillows/Boslterers |
| • Arm Caps | • Inset Back |
| • Tablets | • Casters for Ottomans |
| • Metal Legs | |
- And More!**

OPTIONS

- CODE: FR - CA133 Fire Retardant.
- CODE: MB - Moisture Barrier (up to 60" overall width).
- CODE: MB60 - Moisture Barrier (over 60" overall width).
- CODE: PC - Polished Chrome Legs.
- CODE: WDL - Metal/Wood Legs. (Specify powder coat and wood color)
- CODE: WDL-C - Chrome/Wood Legs. (Specify wood color)
- CODE: ISB - Inset Back
- CODE: 2FO - Two Fabric Option.
- CODE: 3FO - Three Fabric Option.
- CODE: GD - Ganging Brackets (Necessary when ganging two or more modules together).
- CODE: PAC-L - Poly Arm Caps.
- CODE: WAC-L - Wood Arm Caps.
- CODE: BWAC - Wood Arm Caps for Box Arm.
- CODE: TABF(-) - Fixed Laminate Tablet - outside of modular unit (round post, specify tablet shape A, B or C)
- CODE: TABFB(-) - Fixed Laminate Tablet - between two modular units (blade post, specify tablet shape A, B or C)
- CODE: TAB(-) - Non-Removable Swivel Tablet (shape A, B or C, left or right arm).
- CODE: TABR1(-) - Removable Tablet (shape A, B or C, left or right arm).
- CODE: TABR2(-) - Removable Tablet (shape A, B or C, hardware both arms).
- CODE: SST - Solid Surface Tablet Arm.
- CODE: CAS3 - Black 3" Casters for Ottoman.
- CODE: TAB-LO - Fixed Tablet Arm for Ottoman (tablet shape A, B or C).
- CODE: LAM5 - Non-standard laminate for 5 or less tablets see options for upcharge

Note: Factory installed power/data available, see accessories section for details and pricing.

TABLET SHAPES

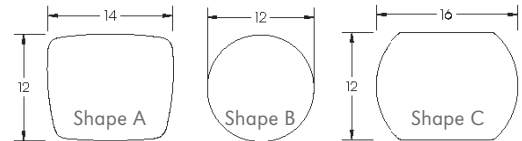
Choose from 3 Tablet Shapes::

Tablets for all modular series are available in 3 shapes, choose from the three shapes shown and specify; A, B or C and left or right (outside tablet) when ordering. Example: TABF-(A) Left - this would be a fixed shape A tablet on the left side (when seated).

Optional Solid Surface available.

Note:

- Tablet orders of 5 or less - choice of 3 standard laminate colors: Wilsonart Black 1595-60, Formica Brite White 459-58 or Nevamar Silver Alu Metalx MXT003.
- Tablet orders of 6 or more - any choice standard laminate colors.



Laguna Leg Options

STANDARD METAL LEG



OPTIONAL METAL/WOOD LEG

CODE: WDL



OPTIONAL CHROME LEG

CODE: PC



OPTIONAL CHROME/WOOD LEG

CODE: WDL-C





STRAIGHT UNIT PROFILE



ROUND OTTOMAN PROFILE



HIDEOUT PROFILE



BACKLESS 45° CURVE PROFILE



BACKLESS STRAIGHT PROFILE

STANDARD BACK

OPTIONAL INSET BACK

BACK IS INSET 2" ON EACH SIDE



STRAIGHT UNIT



OUTSIDE CURVE



INSIDE CURVE



STRAIGHT PRIVACY
PANEL



DIMENSIONS	22" Straight	30" Straight	44" Straight
Seat Depth:	21"	21"	21"
Seat Width:	22"	30"	44"
Seat Height:	17"	17"	17"
Overall Depth:	27"	27"	27"
Overall Width:	22"	30"	44"
Overall Height:	30"	30"	30"
Qty./Wt.:	1 ea./58 lbs.	1 ea./68 lbs.	1 ea./85 lbs.



STRAIGHT UNIT WITH OPTIONAL METAL/WOOD LEGS

MODEL / DESCRIPTION / LIST PRICING



1200 22" Straight Units (4 Legs)

COM Yardage: Total: 2.75 Yds. / Back: 1.25 Yds. / Seat: 1.5 Yds.


COM	GR1	GR2	GR3	GR4	GR5	GR6	GR7	GR8	GR9	GR10	LEA
\$1224	\$1294	\$1364	\$1444	\$1514	\$1594	\$1674	\$1754	\$1834	\$1914	\$1994	\$2109



1202 30" Straight Units (4 Legs)

COM Yardage: Total: 3.25 Yds. / Back: 1.5 Yds. / Seat: 1.75 Yds.

COM	GR1	GR2	GR3	GR4	GR5	GR6	GR7	GR8	GR9	GR10	LEA
\$1426	\$1511	\$1601	\$1701	\$1791	\$1891	\$1991	\$2091	\$2191	\$2291	\$2411	\$2526



1204 44" Straight Units (4 Legs)

COM Yardage: Total: 4.5 Yds. / Back: 2 Yds. / Seat: 2.5 Yds.

COM	GR1	GR2	GR3	GR4	GR5	GR6	GR7	GR8	GR9	GR10	LEA
\$1998	\$2118	\$2238	\$2358	\$2478	\$2598	\$2718	\$2838	\$2958	\$3078	\$3198	\$3313

NOTE: For Inset Back (ISB) option details, please see p.4

OPTIONS

Add upcharge to list price and code to model number

FR	CA133 Fire Retardant per yard	\$90/yd.	2FO	Two Fabric Option	\$98
MB	Moisture Barrier - up to 60" overall width	\$125	GD	Ganging Brackets	\$52
WDL	Metal/Wood Legs	\$35 each	TABF-()	Fixed Tablet (outside, specify (L/R), shape A, B or C)	\$370
WDL-C	Chrome/Wood Legs	\$60 each	TABFB-()	Fixed Tablet (blade, specify (L/R), shape A, B or C)	\$370
PC	Polished Chrome Legs	\$35 each	ISB	Inset Back (Add to Standard Unit)	\$50

DIMENSIONS	30° Inside Curve	30° Outside Curve
Seat Depth:	21"	21"
Seat Width:	17"	31"
Seat Height:	17"	17"
Overall Depth:	27"/28"	27"/28"
Overall Width:	17"/31"	17"/31"
Overall Height:	30"	30"
Qty./Wt.:	1 ea./58 lbs.	1 ea./68 lbs.



INSIDE CURVE UNIT WITH
OPTIONAL METAL/WOOD LEGS

MODEL / DESCRIPTION / LIST PRICING



1212 Inside 30° Curve Unit (4 Legs)

COM Yardage: Total: 3.75 Yds. / Back: 2 Yds. / Seat: 1.75 Yds.

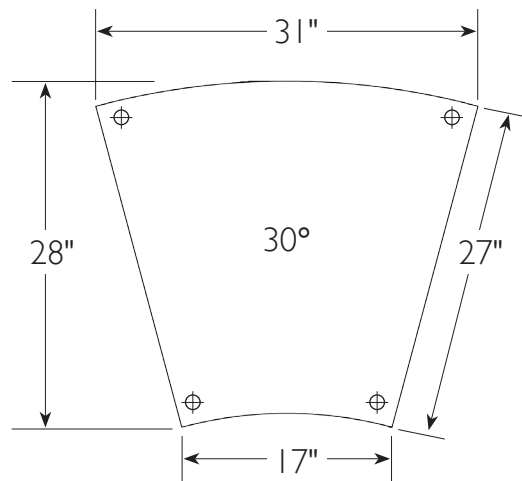
COM	GR1	GR2	GR3	GR4	GR5	GR6	GR7	GR8	GR9	GR10	LEA
\$1305	\$1375	\$1445	\$1525	\$1595	\$1675	\$1755	\$1835	\$1915	\$1995	\$2075	\$2190



1213 Outside 30° Curve Unit (4 Legs)

COM Yardage: Total: 3.25 Yds. / Back: 1.5 Yds. / Seat: 1.75 Yds.

COM	GR1	GR2	GR3	GR4	GR5	GR6	GR7	GR8	GR9	GR10	LEA
\$1380	\$1460	\$1530	\$1610	\$1680	\$1760	\$1840	\$1920	\$2000	\$2080	\$2160	\$2275



NOTE: For Inset Back (ISB) option details, please see p.4

OPTIONS

Add upcharge to list price and code to model number

FR	CA133 Fire Retardant per yard	\$90/yd.	2FO	Two Fabric Option	\$98
MB	Moisture Barrier - up to 60" overall width	\$125	GD	Ganging Brackets	\$52
WDL	Metal/Wood Legs	\$35 each	TABF-(L)	Fixed Tablet (outside, specify (L/R), shape A, B or C)	\$370
WDL-C	Chrome/Wood Legs	\$60 each	TABFB-(L)	Fixed Tablet (blade, specify (L/R), shape A, B or C)	\$370
PC	Polished Chrome Legs	\$35 each	ISB	Inset Back (Add to Standard Unit)	\$50

DIMENSIONS	45° Inside Curve	45° Outside Curve
Seat Depth:	21"	21"
Seat Width:	25"	46"
Seat Height:	17"	17"
Overall Depth:	27"/29.5"	27"/29.5"
Overall Width:	25.25"/46"	25.25"/46"
Overall Height:	30"	30"
Qty./Wt.:	1 ea./58 lbs.	1 ea./68 lbs.



INSIDE CURVE UNIT WITH
OPTIONAL METAL/WOOD LEGS

MODEL / DESCRIPTION / LIST PRICING



1214 Inside 45° Curve (4 Legs)

COM Yardage: Total: 5 Yds. / Back: 2.5 Yds. / Seat: 2.5 Yds.

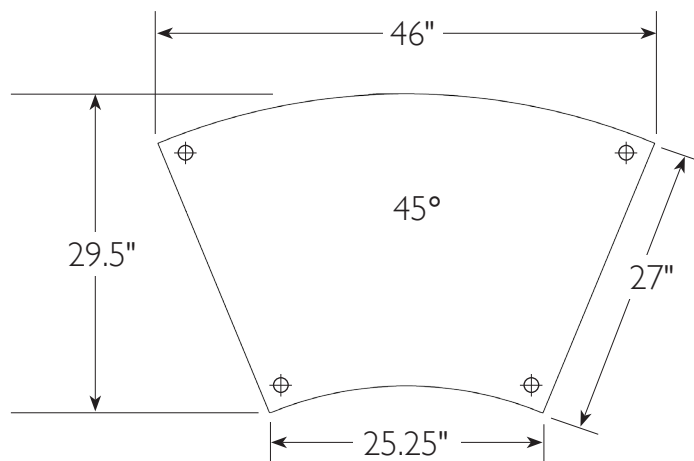
COM	GR1	GR2	GR3	GR4	GR5	GR6	GR7	GR8	GR9	GR10	LEA
\$1932	\$2032	\$2132	\$2242	\$2342	\$2452	\$2562	\$2672	\$2782	\$2892	\$3002	\$3117



1215 Outside 45° Curve (4 Legs)

COM Yardage: Total: 4.5 Yds. / Back: 2 Yds. / Seat: 2.5 Yds.

COM	GR1	GR2	GR3	GR4	GR5	GR6	GR7	GR8	GR9	GR10	LEA
\$2155	\$2255	\$2355	\$2465	\$2565	\$2675	\$2785	\$2895	\$3005	\$3115	\$3225	\$3340



NOTE: For Inset Back (ISB) option details, please see p.4

OPTIONS

Add upcharge to list price and code to model number

FR	CA133 Fire Retardant per yard	\$90/yd.
MB	Moisture Barrier - up to 60" overall width	\$125
WDL	Metal/Wood Legs	\$35 each
WDL-C	Chrome/Wood Legs	\$60 each
PC	Polished Chrome Legs	\$35 each

2FO	Two Fabric Option	\$98
GD	Ganging Brackets	\$52
TABF-(L)	Fixed Tablet (outside, specify (L/R), shape A, B or C)	\$370
TABFB-(L)	Fixed Tablet (blade, specify (L/R), shape A, B or C)	\$370
ISB	Inset Back (Add to Standard Unit)	\$50

DIMENSIONS	60° Inside Curve	60° Outside Curve
Seat Depth:	21"	21"
Seat Width:	33"	60"
Seat Height:	17"	17"
Overall Depth:	27"/31.5"	27"/31.5"
Overall Width:	33"/60"	33"/60"
Overall Height:	30"	30"
Qty./Wt.:	1 ea./58 lbs.	1 ea./68 lbs.



INSIDE CURVE UNIT WITH
OPTIONAL METAL/WOOD LEGS

MODEL / DESCRIPTION / LIST PRICING



1216 Inside 60° Curve (5 legs)

COM Yardage: Total: 6.5 Yds. / Back: 3 Yds. / Seat: 3.5 Yds.

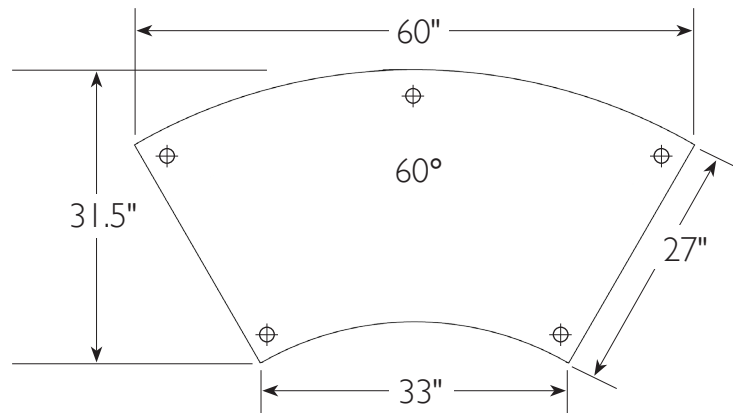
COM	GR1	GR2	GR3	GR4	GR5	GR6	GR7	GR8	GR9	GR10	LEA
\$2060	\$2160	\$2260	\$2370	\$2470	\$2580	\$2690	\$2800	\$2910	\$3020	\$3130	\$3245



1217 Outside 60° Curve (5 legs)

COM Yardage: Total: 6 Yds. / Back: 2.5 Yds. / Seat: 3.5 Yds.

COM	GR1	GR2	GR3	GR4	GR5	GR6	GR7	GR8	GR9	GR10	LEA
\$2174	\$2284	\$2384	\$2494	\$2594	\$2704	\$2814	\$2924	\$3034	\$3144	\$3254	\$3369



NOTE: For Inset Back (ISB) option details, please see p.4

OPTIONS

Add upcharge to list price and code to model number

FR	CA133 Fire Retardant per yard	\$90/yd.	2FO	Two Fabric Option	\$98
MB	Moisture Barrier - up to 60" overall width	\$125	GD	Ganging Brackets	\$52
WDL	Metal/Wood Legs	\$35 each	TABF(-)	Fixed Tablet (outside, specify (L/R), shape A, B or C)	\$370
WDL-C	Chrome/Wood Legs	\$60 each	TABFB(-)	Fixed Tablet (blade, specify (L/R), shape A, B or C)	\$370
PC	Polished Chrome Legs	\$35 each	ISB	Inset Back (Add to Standard Unit)	\$50

DIMENSIONS	Corner Straight
Seat Depth:	21"
Seat Width:	21"
Seat Height:	17"
Overall Depth:	27"
Overall Width:	27"
Overall Height:	30"
Qty./Wt.:	1 ea./58 lbs.



CORNER UNIT WITH OPTIONAL
METAL/WOOD LEGS

MODEL / DESCRIPTION / LIST PRICING



1218 Corner Unit (4 Legs)

COM Yardage: Total: 4.75 Yds. / Back: 3 Yds. / Seat: 1.75 Yds.

COM	GR1	GR2	GR3	GR4	GR5	GR6	GR7	GR8	GR9	GR10	LEA
\$2056	\$2166	\$2266	\$2376	\$2476	\$2586	\$2696	\$2806	\$2916	\$3026	\$3136	\$3251

OPTIONS

Add upcharge to list price and code to model number

FR	CA133 Fire Retardant per yard	\$90/yd.	2FO	Two Fabric Option	\$98
MB	Moisture Barrier - up to 60" overall width	\$125	GD	Ganging Brackets	\$52
WDL	Metal/Wood Legs	\$35 each	TABF-()	Fixed Tablet (outside, specify (L/R), shape A, B or C)	\$370
WDL-C	Chrome/Wood Legs	\$60 each	TABFB-()	Fixed Tablet (blade, specify (L/R), shape A, B or C)	\$370
PC	Polished Chrome Legs	\$35 each	ISB	Inset Back (Add to Standard Unit)	\$50

DIMENSIONS	Single Hideout	Two Seat Hideout
Seat Depth:	21"	21"
Seat Width:	30"	44"
Seat Height:	17"	17"
Overall Depth:	29"	29"
Overall Width:	33"	47"
Overall Height:	48"	48"
Qty./Wt.:	1 ea./150 lbs.	1 ea./175 lbs.



TWO SEAT HIDEOUT WITH 22" BOLSTERS
WOOD LEGS AND DIXON LAPTOP TABLE

MODEL / DESCRIPTION / LIST PRICING



1222 Single Hideout (4 Legs)

COM Yardage: Total: 9.75 Yds. / Seat: 1.75 Yds. / Back: 1.5 Yds. / Panels 6.5 Yds.

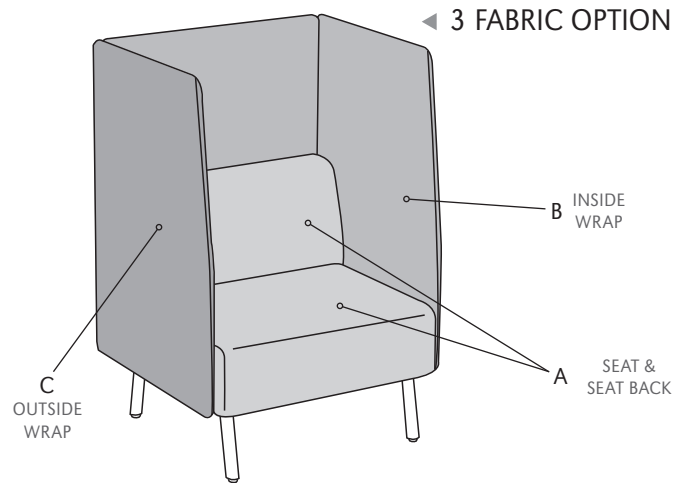
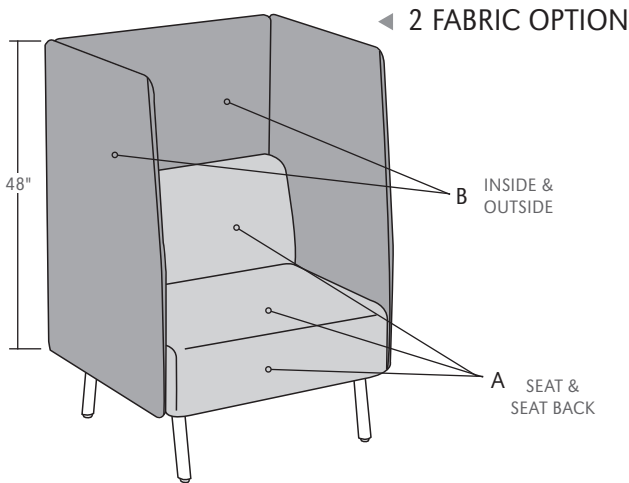
COM	GR1	GR2	GR3	GR4	GR5	GR6	GR7	GR8	GR9	GR10	LEA
\$3250	\$3335	\$3425	\$3525	\$3615	\$3715	\$3815	\$3915	\$4015	\$4115	\$4235	\$4350



1224 Two Seat Hideout (4 Legs)

COM Yardage: Total: 11.25 Yds. / Seat: 2.5 Yds. / Back: 1.75 Yds. / Panels 7 Yds.

COM	GR1	GR2	GR3	GR4	GR5	GR6	GR7	GR8	GR9	GR10	LEA
\$4023	\$4143	\$4263	\$4383	\$4503	\$4623	\$4743	\$4863	\$4983	\$5103	\$5223	\$5338



NOTE: 1.5" THICK FINISHED PANEL
SHIPPED COMPLETELY ASSEMBLED

OPTIONS

Add upcharge to list price and code to model number

FR	CA133 Fire Retardant per yard	\$90/yd.
MB	Moisture Barrier - up to 60" overall width	\$125
WDL	Metal/Wood Legs	\$35 each
WDL-C	Chrome/Wood Legs	\$60 each

PC	Polished Chrome Legs	\$35 each
2FO	Two Fabric Option	\$98
3FO	Three Fabric Option	\$148
GD	Ganging Brackets	\$52

DIMENSIONS	22" Straight	30" Straight	44" Straight
Seat Height:	17"	17"	17"
Overall Depth:	27"	27"	27"
Overall Width:	22"	30"	44"
Qty./Wt.:	1 ea./58 lbs.	1 ea./68 lbs.	1 ea./85 lbs.

Note: Table shown is Treno occasional table Model # TR275



BACKLESS STRAIGHT UNIT

MODEL / DESCRIPTION / LIST PRICING



1226 22" Backless Straight (4 Legs)

COM Yardage: Total: 1.5 Yds. / Sides: .75 Yds. / Top Front Rear .75 Yds.

COM	GR1	GR2	GR3	GR4	GR5	GR6	GR7	GR8	GR9	GR10	LEA
\$1072	\$1142	\$1212	\$1292	\$1362	\$1442	\$1522	\$1602	\$1682	\$1762	\$1842	\$1957



1228 30" Backless Straight (4 Legs)

COM Yardage: Total: 2 Yds. / Sides: 1 Yds. / Top Front Rear 1

Yds.

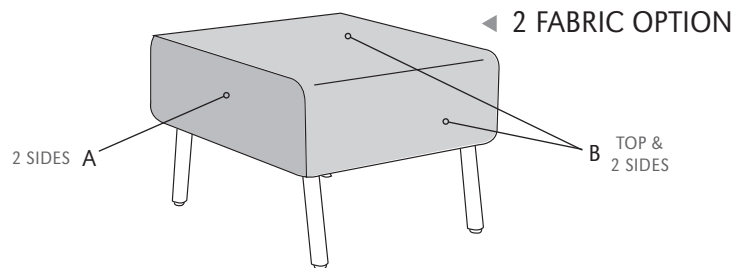
COM	GR1	GR2	GR3	GR4	GR5	GR6	GR7	GR8	GR9	GR10	LEA
\$1270	\$1390	\$1510	\$1630	\$1750	\$1870	\$1990	\$2110	\$2230	\$2350	\$2470	\$2585



1230 44" Backless Straight (4 Legs)

COM Yardage: Total: 3 Yds. / Sides: 1.5 Yds. / Top Front Rear 1.5 Yds.

COM	GR1	GR2	GR3	GR4	GR5	GR6	GR7	GR8	GR9	GR10	LEA
\$1857	\$1977	\$2097	\$2217	\$2337	\$2457	\$2577	\$2697	\$2817	\$2937	\$3057	\$3172


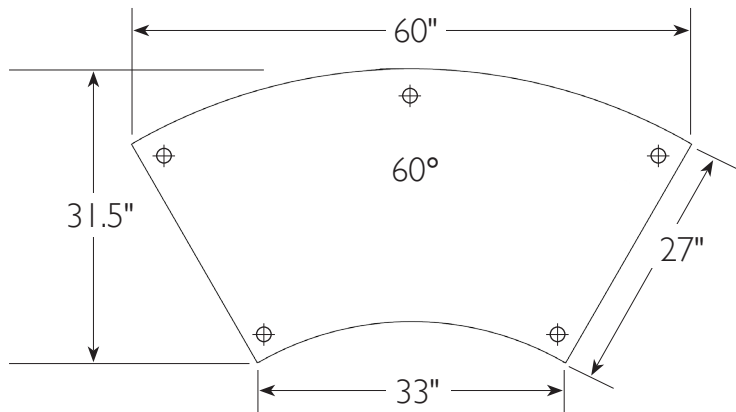
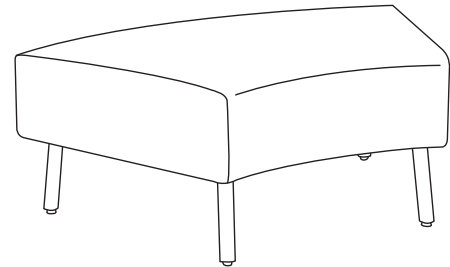
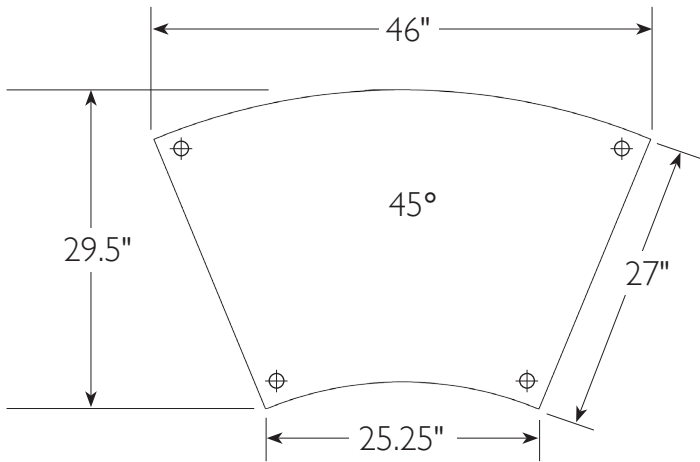
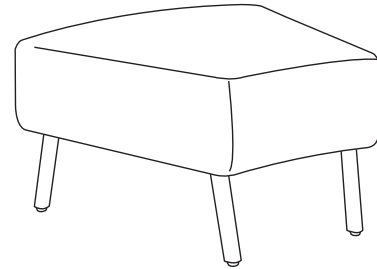
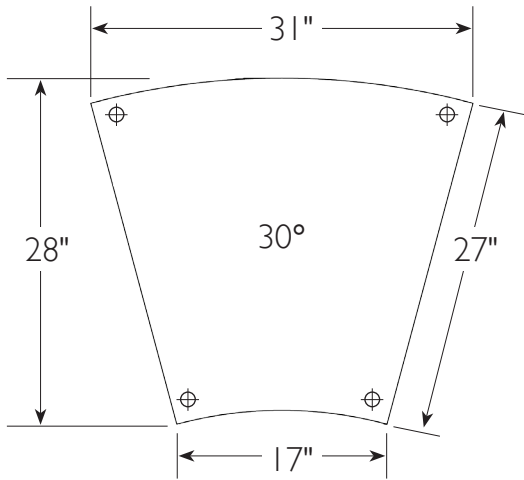


OPTIONS

Add upcharge to list price and code to model number

FR	CA133 Fire Retardant per yard	\$90/yd.
MB	Moisture Barrier - up to 60" overall width	\$125
WDL	Metal/Wood Legs	\$35 each
WDL-C	Chrome/Wood Legs	\$60 each
PC	Polished Chrome Legs	\$35 each

2FO	Two Fabric Option	\$98
GD	Ganging Brackets	\$52
TABF-()	Fixed Tablet (outside, specify (L/R), shape A, B or C)	\$370
TABFB-()	Fixed Tablet (blade, specify (L/R), shape A, B or C)	\$370



DIMENSIONS	30° Curve	45° Curve	60° Curve
Seat Height:	17"	17"	17"
Overall Depth:	27"/28"	27"/29.5"	27"/31.5"
Overall Width:	17"/31"	25.25"/46"	33"/60"
Qty./Wt.:	1 ea./58 lbs.	1 ea./68 lbs.	1 ea./85 lbs.



30° BACKLESS CURVE UNIT

MODEL / DESCRIPTION / LIST PRICING



1232 30° Backless Curve (4 Legs)

COM Yardage: Total: 2 Yds.

COM	GR1	GR2	GR3	GR4	GR5	GR6	GR7	GR8	GR9	GR10	LEA
\$1124	\$1194	\$1264	\$1344	\$1414	\$1494	\$1574	\$1654	\$1734	\$1814	\$1894	\$2009



1234 45° Backless Curve (4 Legs)

COM Yardage: Total: 2.5 Yds.

COM	GR1	GR2	GR3	GR4	GR5	GR6	GR7	GR8	GR9	GR10	LEA
\$1630	\$1700	\$1770	\$1850	\$1920	\$2000	\$2080	\$2160	\$2240	\$2320	\$2400	\$2515



1236 60° Backless Curve (5 Legs)

COM Yardage: Total: 3.5 Yds.

COM	GR1	GR2	GR3	GR4	GR5	GR6	GR7	GR8	GR9	GR10	LEA
\$1744	\$1814	\$1884	\$1964	\$2034	\$2114	\$2194	\$2274	\$2354	\$2434	\$2514	\$2629

OPTIONS

Add upcharge to list price and code to model number

FR	CA133 Fire Retardant per yard	\$90/yd.
MB	Moisture Barrier - up to 60" overall width	\$125
WDL	Metal/Wood Legs	\$35 each
WDL-C	Chrome/Wood Legs	\$60 each
PC	Polished Chrome Legs	\$35 each

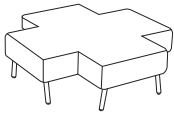
2FO	Two Fabric Option	\$98
GD	Ganging Brackets	\$52
TABF-()	Fixed Tablet (outside, specify (L/R), shape A, B or C)	\$370
TABFB-()	Fixed Tablet (blade, specify (L/R), shape A, B or C)	\$370

DIMENSIONS	Quattro
Seat Height:	17"
Overall Depth:	54"
Overall Width:	54"
Overall Height:	17"
Seat Depth:	27"
Qty./Wt.:	1 ea./90 lbs.



QUATTRO

MODEL / DESCRIPTION / LIST PRICING

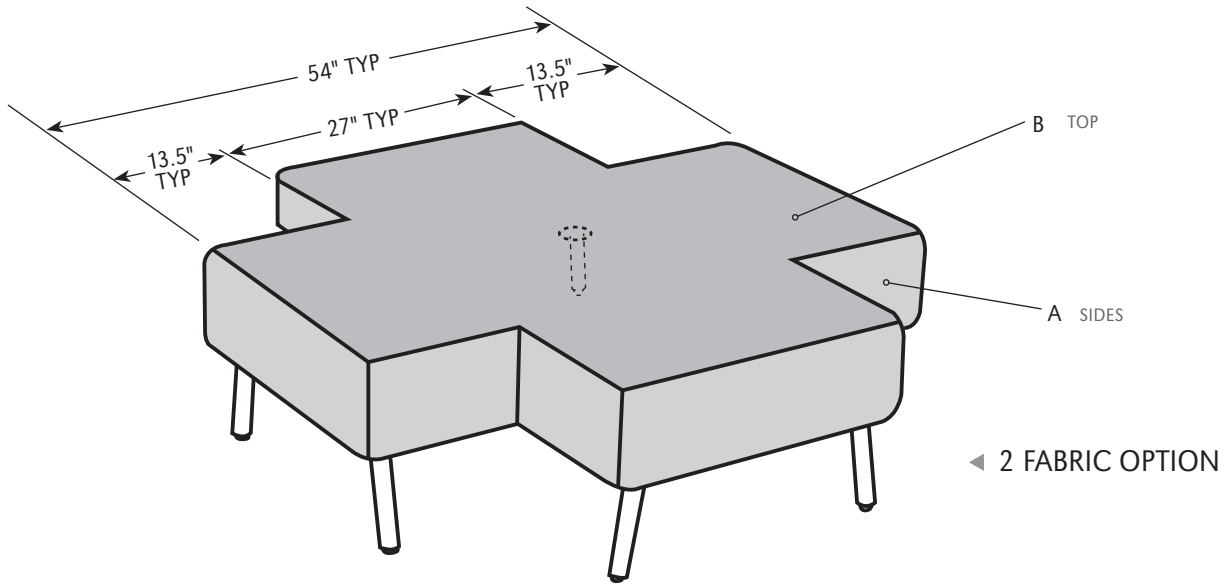


1225 Quattro (8 Legs)

COM Yardage: Total: 6.5 Yds.

COM	GR1	GR2	GR3	GR4	GR5	GR6	GR7	GR8	GR9	GR10	LEA
\$3667	\$3787	\$3907	\$4027	\$4147	\$4267	\$4387	\$4507	\$4627	\$4747	\$4867	\$4982

INCLUDES CENTER SUPPORT COLUMN



OPTIONS

Add upcharge to list price and code to model number

FR	CA133 Fire Retardant per yard	\$90/yd.
MB60	Moisture Barrier - over 60" overall width	\$200
WDL	Metal/Wood Legs	\$35 each
WDLC	Chrome/Wood Legs	\$60 each

PC	Polished Chrome Legs	\$35 each
2FO	Two Fabric Option	\$98
GD	Ganging Brackets	\$52
TABF(-)	Fixed Tablet (outside, specify (L/R), shape A, B or C)	\$370
TABFB(-)	Fixed Tablet (blade, specify (L/R), shape A, B or C)	\$370

Note: Due to it's size, Moisture Barrier is priced at MB60 pricing.

LAGUNA OTTOMAN AND TABLE VERSATILITY



42" DIAMETER ROUND OTTOMAN
NO LEGS



36" ALMOST SQUARE OTTOMAN
WITH CASTERS



24" ALMOST SQUARE OTTOMAN
WITH CASTERS AND TABLET



30" DIAMETER ROUND OCCASIONAL TABLE WITH CASTERS



30" ALMOST SQUARE OCCASIONAL TABLE

DIMENSIONS	24" Dia Ottoman	30" Dia Ottoman	36" Dia Ottoman	42" Dia Ottoman
Overall Depth:	24"	30"	36"	42"
Overall Width:	24"	30"	36"	42"
Overall Height:	16"	16"	16"	16"
Qty./Wt.:	1 ea./20 lbs.	1 ea./29 lbs.	1 ea./42 lbs.	1 ea./59 lbs.



ROUND OTTOMAN 24" DIAMETER

MODEL / DESCRIPTION / LIST PRICING



1238 24" Diameter Ottoman (4 Legs)

COM Yardage: Total: 2.25 Yds. / Sides: 1.5 Yds. / Top: .75 Yds.

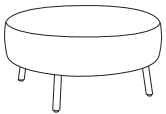
COM	GR1	GR2	GR3	GR4	GR5	GR6	GR7	GR8	GR9	GR10	LEA
\$990	\$1110	\$1230	\$1350	\$1470	\$1590	\$1710	\$1830	\$1950	\$2070	\$2190	\$2305



1240 30" Diameter Ottoman (4 Legs)

COM Yardage: Total: 2.75 Yds. / Sides: 1.75 Yds. / Top: 1 Yds.


COM	GR1	GR2	GR3	GR4	GR5	GR6	GR7	GR8	GR9	GR10	LEA
\$1174	\$1294	\$1414	\$1534	\$1654	\$1774	\$1894	\$2014	\$2134	\$2254	\$2374	\$2489



1242 36" Diameter Ottoman (4 Legs)

COM Yardage: Total: 3.25 Yds. / Sides: 2 Yds. / Top: 1.25 Yds.

COM	GR1	GR2	GR3	GR4	GR5	GR6	GR7	GR8	GR9	GR10	LEA
\$1284	\$1404	\$1524	\$1644	\$1764	\$1884	\$2004	\$2124	\$2244	\$2364	\$2484	\$2599



1244 42" Diameter Ottoman (5 Legs)

COM Yardage: Total: 3.75 Yds. / Sides: 2.25 Yds. / Top: 1.5 Yds.

COM	GR1	GR2	GR3	GR4	GR5	GR6	GR7	GR8	GR9	GR10	LEA
\$1564	\$1684	\$1804	\$1924	\$2044	\$2164	\$2284	\$2404	\$2524	\$2644	\$2764	\$2879

OPTIONS

Add upcharge to list price and code to model number

FR	CA133 Fire Retardant per yard	\$90/yd.
MB	Moisture Barrier - per ottoman	\$125
PC	Polished Chrome Legs	\$35 each

WDL	Metal/Wood Legs	\$35 each
WDL-C	Chrome/Wood Legs	\$60 each
2FO	Two Fabric Option	\$98

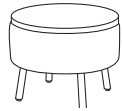
DIMENSIONS	24" Dia	30" Dia	36" Dia	42" Dia
Overall Depth:	24"	30"	36"	42"
Overall Width:	24"	30"	36"	42"
Overall Height:	17"	17"	17"	17"
Qty./Wt.:	1 ea./20 lbs.	1 ea./29 lbs.	1 ea./42 lbs.	1 ea./59 lbs.



30" DIAMETER OCCASIONAL TABLE

Note: All laminate table heights are 17" with edge 4-B

MODEL / DESCRIPTION / LIST PRICING



1238/T 24" Diameter Occasional Table (4 Legs)

COM Yardage: Total: 1 Yds.

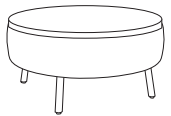
COM	GR1	GR2	GR3	GR4	GR5	GR6	GR7	GR8	GR9	GR10	LEA
\$1365	\$1485	\$1605	\$1725	\$1845	\$1965	\$2085	\$2205	\$2325	\$2445	\$2565	\$2680



1240/T 30" Diameter Occasional Table (4 Legs)

COM Yardage: Total: 1.25 Yds.


COM	GR1	GR2	GR3	GR4	GR5	GR6	GR7	GR8	GR9	GR10	LEA
\$1639	\$1759	\$1879	\$1999	\$2119	\$2239	\$2359	\$2479	\$2599	\$2719	\$2839	\$2954



1242/T 36" Diameter Occasional Table (4 Legs)

COM Yardage: Total: 1.5 Yds.

COM	GR1	GR2	GR3	GR4	GR5	GR6	GR7	GR8	GR9	GR10	LEA
\$1819	\$1939	\$2059	\$2179	\$2299	\$2419	\$2539	\$2659	\$2779	\$2899	\$3019	\$3134



1244/T 42" Diameter Occasional Table (5 Legs)

COM Yardage: Total: 1.75 Yds.

COM	GR1	GR2	GR3	GR4	GR5	GR6	GR7	GR8	GR9	GR10	LEA
\$2284	\$2404	\$2524	\$2644	\$2764	\$2884	\$3004	\$3124	\$3244	\$3364	\$3484	\$3599

OPTIONS

Add upcharge to list price and code to model number

FR	CA133 Fire Retardant per yard	\$90/yd.	WDL	Metal/Wood Legs	\$35 each
PC	Polished Chrome Legs	\$35 each	WDL-C	Chrome/Wood Legs	\$60 each

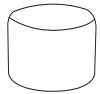
DIMENSIONS	18" Dia Ottoman	24" Dia Ottoman	30" Dia Ottoman	36" Dia Ottoman	42" Dia Ottoman
Overall Depth:	18"	24"	30"	36"	42"
Overall Width:	18"	24"	30"	36"	42"
Overall Height:	16"	16"	16"	16"	16"
Qty./Wt.:	1 ea./14 lbs.	1 ea./22 lbs.	1 ea./35 lbs.	1 ea./51 lbs.	1 ea./69 lbs.



ROUND OTTOMAN NO LEGS
42" DIAMETER

Note: glides are installed

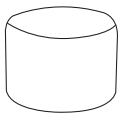
MODEL / DESCRIPTION / LIST PRICING



1237NL 18" Diameter Ottoman No Legs (casters not available)

COM Yardage: Total: 1.5 Yds.

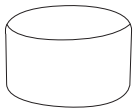
COM	GR1	GR2	GR3	GR4	GR5	GR6	GR7	GR8	GR9	GR10	LEA
\$804	\$924	\$1044	\$1164	\$1284	\$1404	\$1524	\$1644	\$1764	\$1884	\$2004	\$2119



1238NL 24" Diameter Ottoman No Legs (4 casters needed)

COM Yardage: Total: 2 Yds.

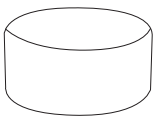
COM	GR1	GR2	GR3	GR4	GR5	GR6	GR7	GR8	GR9	GR10	LEA
\$914	\$1034	\$1154	\$1274	\$1394	\$1514	\$1634	\$1754	\$1874	\$1994	\$2114	\$2229



1240NL 30" Diameter Ottoman No Legs (4 casters needed)

COM Yardage: Total: 2.5 Yds.

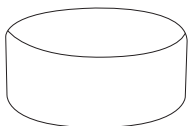
COM	GR1	GR2	GR3	GR4	GR5	GR6	GR7	GR8	GR9	GR10	LEA
\$1084	\$1204	\$1324	\$1444	\$1564	\$1684	\$1804	\$1924	\$2044	\$2164	\$2284	\$2399



1242NL 36" Diameter Ottoman No Legs (4 casters needed)

COM Yardage: Total: 3 Yds.

COM	GR1	GR2	GR3	GR4	GR5	GR6	GR7	GR8	GR9	GR10	LEA
\$1185	\$1305	\$1425	\$1545	\$1665	\$1785	\$1905	\$2025	\$2145	\$2265	\$2385	\$2500



1244NL 42" Diameter Ottoman No Legs (5 casters needed)

COM Yardage: Total: 3.5 Yds.

COM	GR1	GR2	GR3	GR4	GR5	GR6	GR7	GR8	GR9	GR10	LEA
\$1444	\$1564	\$1684	\$1804	\$1924	\$2044	\$2164	\$2284	\$2404	\$2524	\$2644	\$2759

OPTIONS

Add upcharge to list price and code to model number

FR	CA133 Fire Retardant per yard	\$90/yd.
MB	Moisture Barrier - per ottoman	\$125

2FO	Two Fabric Option	\$98
CAS3	Black 3" Casters (not available on 18" size)	\$25 each

DIMENSIONS	18" Dia	24" Dia	30" Dia	36" Dia	42" Dia
Overall Depth:	18"	24"	30"	36"	42"
Overall Width:	18"	24"	30"	36"	42"
Overall Height:	17"	17"	17"	17"	17"
Qty./Wt.:	1 ea./14 lbs.	1 ea./22 lbs.	1 ea./35 lbs.	1 ea./51 lbs.	1 ea./69 lbs.



ROUND OCCASIONAL TABLE
WITH NO LEGS

Note: glides are installed

Note: All laminate table heights are 17" with edge 4-B

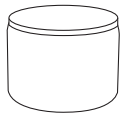
MODEL / DESCRIPTION / LIST PRICING



1237NL/T 18" Diameter Occasional Table No Legs (casters not available)

COM Yardage: Total: 1.5 Yds.

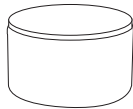
COM	GR1	GR2	GR3	GR4	GR5	GR6	GR7	GR8	GR9	GR10	LEA
\$1144	\$1264	\$1384	\$1504	\$1624	\$1744	\$1864	\$1984	\$2104	\$2224	\$2344	\$2459



1238NL/T 24" Diameter Occasional Table No Legs (4 casters needed)

COM Yardage: Total: 2 Yds.

COM	GR1	GR2	GR3	GR4	GR5	GR6	GR7	GR8	GR9	GR10	LEA
\$1289	\$1409	\$1529	\$1649	\$1769	\$1889	\$2009	\$2129	\$2249	\$2369	\$2489	\$2604



1240NL/T 30" Diameter Occasional Table No Legs (4 casters needed)

COM Yardage: Total: 2.25 Yds.

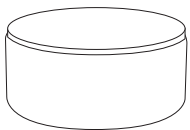
COM	GR1	GR2	GR3	GR4	GR5	GR6	GR7	GR8	GR9	GR10	LEA
\$1549	\$1669	\$1789	\$1909	\$2029	\$2149	\$2269	\$2389	\$2509	\$2629	\$2749	\$2864



1242NL/T 36" Diameter Occasional Table No Legs (4 casters needed)

COM Yardage: Total: 2.5 Yds.

COM	GR1	GR2	GR3	GR4	GR5	GR6	GR7	GR8	GR9	GR10	LEA
\$1720	\$1840	\$1960	\$2080	\$2200	\$2320	\$2440	\$2560	\$2680	\$2800	\$2920	\$3035



1244NL/T 42" Diameter Occasional Table No Legs (5 casters needed)

COM Yardage: Total: 2.75 Yds.

COM	GR1	GR2	GR3	GR4	GR5	GR6	GR7	GR8	GR9	GR10	LEA
\$2164	\$2284	\$2404	\$2524	\$2644	\$2764	\$2884	\$3004	\$3124	\$3244	\$3364	\$3479

OPTIONS

Add upcharge to list price and code to model number

FR	CA133 Fire Retardant per yard	\$90/yd.	CAS3	Black 3" Casters (not available on 18" size)	\$25 each
----	-------------------------------	----------	------	--	-----------

DIMENSIONS	24" Square Ottoman	30" Square Ottoman	36" Square Ottoman	42" Square Ottoman
Overall Depth:	24"	30"	36"	42"
Overall Width:	24"	30"	36"	42"
Overall Height:	16"	16"	16"	16"
Qty./Wt.:	1 ea./24 lbs.	1 ea./37 lbs.	1 ea./54 lbs.	1 ea./75 lbs.



30" ALMOST SQUARE OTTOMAN

MODEL / DESCRIPTION / LIST PRICING



1246 24" Almost Square Ottoman (4 Legs)

COM Yardage: Total: 2 Yds. / Sides: 1 Yds. / Top: 1 Yds.

COM	GR1	GR2	GR3	GR4	GR5	GR6	GR7	GR8	GR9	GR10	LEA
\$1020	\$1140	\$1260	\$1380	\$1500	\$1620	\$1740	\$1860	\$1980	\$2100	\$2220	\$2335



1248 30" Almost Square Ottoman (4 Legs)

COM Yardage: Total: 2.25 Yds. / Sides: 1.25 Yds. / Top: 1 Yds.

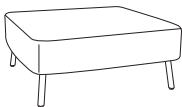
COM	GR1	GR2	GR3	GR4	GR5	GR6	GR7	GR8	GR9	GR10	LEA
\$1186	\$1306	\$1426	\$1546	\$1666	\$1786	\$1906	\$2026	\$2146	\$2266	\$2386	\$2501



1250 36" Almost Square Ottoman (4 Legs)

COM Yardage: Total: 3 Yds. / Sides: 1.5 Yds. / Top: 1.5 Yds.

COM	GR1	GR2	GR3	GR4	GR5	GR6	GR7	GR8	GR9	GR10	LEA
\$1298	\$1418	\$1538	\$1658	\$1778	\$1898	\$2018	\$2138	\$2258	\$2378	\$2498	\$2613



1252 42" Almost Square Ottoman (4 Legs)

COM Yardage: Total: 3.5 Yds. / Sides: 1.75 Yds. / Top: 1.75 Yds.

COM	GR1	GR2	GR3	GR4	GR5	GR6	GR7	GR8	GR9	GR10	LEA
\$1592	\$1712	\$1832	\$1952	\$2072	\$2192	\$2312	\$2432	\$2552	\$2672	\$2792	\$2907

OPTIONS

Add upcharge to list price and code to model number

FR	CA133 Fire Retardant per yard	\$90/yd.
MB	Moisture Barrier - per ottoman	\$125
PC	Polished Chrome Legs	\$35 each

WDL	Metal/Wood Legs	\$35 each
WDL-C	Chrome/Wood Legs	\$60 each
2FO	Two Fabric Option	\$98

DIMENSIONS	24" Square	30" Square	36" Square	42" Square
Overall Depth:	24"	30"	36"	42"
Overall Width:	24"	30"	36"	42"
Overall Height:	17"	17"	17"	17"
Qty./Wt.:	1 ea./24 lbs.	1 ea./37 lbs.	1 ea./54 lbs.	1 ea./75 lbs.



30" ALMOST SQUARE
OCCASIONAL TABLE

Note: All laminate table heights are 17" with edge 4-B

MODEL / DESCRIPTION / LIST PRICING



1246/T 24" Almost Square Occasional Table (4 Legs)

COM Yardage: Total: 1 Yds.

COM	GR1	GR2	GR3	GR4	GR5	GR6	GR7	GR8	GR9	GR10	LEA
\$1435	\$1555	\$1675	\$1795	\$1915	\$2035	\$2155	\$2275	\$2395	\$2515	\$2635	\$2750



1248/T 30" Almost Square Occasional Table (4 Legs)

COM Yardage: Total: 1.25 Yds.

COM	GR1	GR2	GR3	GR4	GR5	GR6	GR7	GR8	GR9	GR10	LEA
\$1681	\$1801	\$1921	\$2041	\$2161	\$2281	\$2401	\$2521	\$2641	\$2761	\$2881	\$2996



1250/T 36" Almost Square Occasional Table (4 Legs)

COM Yardage: Total: 1.5 Yds.

COM	GR1	GR2	GR3	GR4	GR5	GR6	GR7	GR8	GR9	GR10	LEA
\$1868	\$1988	\$2108	\$2228	\$2348	\$2468	\$2588	\$2708	\$2828	\$2948	\$3068	\$3183



1252/T 42" Almost Square Occasional Table (4 Legs)

COM Yardage: Total: 1.75 Yds.

COM	GR1	GR2	GR3	GR4	GR5	GR6	GR7	GR8	GR9	GR10	LEA
\$2362	\$2482	\$2602	\$2722	\$2842	\$2962	\$3082	\$3202	\$3322	\$3442	\$3562	\$3677

OPTIONS

Add upcharge to list price and code to model number

FR	CA133 Fire Retardant per yard	\$90/yd.
PC	Polished Chrome Legs	\$35 each

WDL	Metal/Wood Legs	\$35 each
WDL-C	Chrome/Wood Legs	\$60 each

DIMENSIONS	18" Square Ottoman	24" Square Ottoman	30" Square Ottoman	36" Square Ottoman	42" Square Ottoman
Overall Depth:	18"	24"	30"	36"	42"
Overall Width:	18"	24"	30"	36"	42"
Overall Height:	16"	16"	16"	16"	16"
Qty./Wt.:	1 ea./17 lbs.	1 ea./29 lbs.	1 ea./45 lbs.	1 ea./65 lbs.	1 ea./88 lbs.

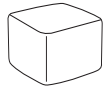
Note: glides are installed

Note: All laminate table heights are 17"



36" SQUARE OTTOMAN
NO LEGS

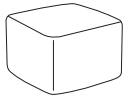
MODEL / DESCRIPTION / LIST PRICING



1245NL 18" Almost Square Ottoman No Legs (casters not available)

COM Yardage: Total: 2 Yds.

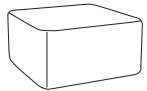
COM	GR1	GR2	GR3	GR4	GR5	GR6	GR7	GR8	GR9	GR10	LEA
\$828	\$948	\$1068	\$1188	\$1308	\$1428	\$1548	\$1668	\$1788	\$1908	\$2028	\$2143



1246NL 24" Almost Square Ottoman No Legs (4 casters needed)

COM Yardage: Total: 2.5 Yds.

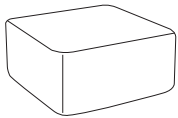
COM	GR1	GR2	GR3	GR4	GR5	GR6	GR7	GR8	GR9	GR10	LEA
\$941	\$1061	\$1181	\$1301	\$1421	\$1541	\$1661	\$1781	\$1901	\$2021	\$2141	\$2256



1248NL 30" Almost Square Ottoman No Legs (4 casters needed)

COM Yardage: Total: 3.25 Yds.

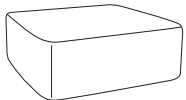
COM	GR1	GR2	GR3	GR4	GR5	GR6	GR7	GR8	GR9	GR10	LEA
\$1095	\$1215	\$1335	\$1455	\$1575	\$1695	\$1815	\$1935	\$2055	\$2175	\$2295	\$2410



1250NL 36" Almost Square Ottoman No Legs (4 casters needed)

COM Yardage: Total: 3.75 Yds.

COM	GR1	GR2	GR3	GR4	GR5	GR6	GR7	GR8	GR9	GR10	LEA
\$1198	\$1318	\$1438	\$1558	\$1678	\$1798	\$1918	\$2038	\$2158	\$2278	\$2398	\$2513



1252NL 42" Almost Square Ottoman No Legs (4 casters needed)

COM Yardage: Total: 4.5 Yds.

COM	GR1	GR2	GR3	GR4	GR5	GR6	GR7	GR8	GR9	GR10	LEA
\$1469	\$1589	\$1709	\$1829	\$1949	\$2069	\$2189	\$2309	\$2429	\$2549	\$2669	\$2784

OPTIONS

Add upcharge to list price and code to model number

FR	CA133 Fire Retardant per yard	\$90/yd.
MB	Moisture Barrier - per ottoman	\$125
2FO	Two Fabric Option	\$98

CAS3	Black 3" Casters (not available on 18" size)	\$25 each
TAB-LO	Fixed Tablet Arm (Specify shape A, B, or C)	\$495

DIMENSIONS	18" Square	24" Square	30" Square	36" Square	42" Square
Overall Depth:	18"	24"	30"	36"	42"
Overall Width:	18"	24"	30"	36"	42"
Overall Height:	17"	17"	17"	17"	17"
Qty./Wt.:	1 ea./17 lbs.	1 ea./29 lbs.	1 ea./45 lbs.	1 ea./65 lbs.	1 ea./88 lbs.

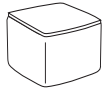


30" SQUARE OCCASIONAL TABLE
WITH NO LEGS

Note: glides are installed

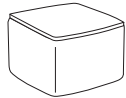
Note: All laminate table heights are 17" with edge 4-B

MODEL / DESCRIPTION / LIST PRICING



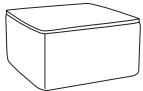
1245NL/T 18" Almost Square Occasional Table - No Legs (casters not available) COM Yardage: Total: 1.25 Yds.

COM	GR1	GR2	GR3	GR4	GR5	GR6	GR7	GR8	GR9	GR10	LEA
\$1218	\$1338	\$1458	\$1578	\$1698	\$1818	\$1938	\$2058	\$2178	\$2298	\$2418	\$2533



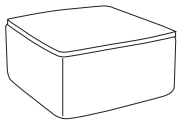
1246NL/T 24" Almost Square Occasional Table - No Legs (4 casters needed) COM Yardage: Total: 2 Yds.

COM	GR1	GR2	GR3	GR4	GR5	GR6	GR7	GR8	GR9	GR10	LEA
\$1356	\$1476	\$1596	\$1716	\$1836	\$1956	\$2076	\$2196	\$2316	\$2436	\$2556	\$2671



1248NL/T 30" Almost Square Occasional Table - No Legs (4 casters needed) COM Yardage: Total: 2.5 Yds.

COM	GR1	GR2	GR3	GR4	GR5	GR6	GR7	GR8	GR9	GR10	LEA
\$1590	\$1710	\$1830	\$1950	\$2070	\$2190	\$2310	\$2430	\$2550	\$2670	\$2790	\$2905



1250NL/T 36" Almost Square Occasional Table - No Legs (4 casters needed) COM Yardage: Total: 2.5 Yds.

COM	GR1	GR2	GR3	GR4	GR5	GR6	GR7	GR8	GR9	GR10	LEA
\$1768	\$1888	\$2008	\$2128	\$2248	\$2368	\$2488	\$2608	\$2728	\$2848	\$2968	\$3083



1252NL/T 42" Almost Square Occasional Table - No Legs (4 casters needed) COM Yardage: Total: 3 Yds.

COM	GR1	GR2	GR3	GR4	GR5	GR6	GR7	GR8	GR9	GR10	LEA
\$2239	\$2359	\$2479	\$2599	\$2719	\$2839	\$2959	\$3079	\$3199	\$3319	\$3439	\$3554

OPTIONS

Add upcharge to list price and code to model number

FR	CA133 Fire Retardant per yard	\$90/yd.	CAS3	Black 3" Casters (not available on 18" size)	\$25 each
----	-------------------------------	----------	------	--	-----------

DIMENSIONS	22" Straight	44" Straight	66" Straight
Overall Depth:	20"	20"	20"
Overall Width:	22"	44"	66"
Overall Height:	17"	17"	17"
Table Height	16"	16"	16"
Qty./Wt.:	1 ea./58 lbs.	1 ea./68 lbs.	1 ea./85 lbs.



BENCH W/CENTER TABLE



44" BENCH

MODEL / DESCRIPTION / LIST PRICING



1254 22" Straight Bench (4 Legs)

COM Yardage: Total: 2 Yds. / Sides: 1 Yds. / Top: 1 Yds.

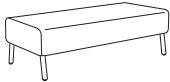
COM	GR1	GR2	GR3	GR4	GR5	GR6	GR7	GR8	GR9	GR10	LEA
\$940	\$1010	\$1080	\$1160	\$1230	\$1310	\$1390	\$1470	\$1550	\$1630	\$1710	\$1825



1256 44" Straight Bench (4 Legs)

COM Yardage: Total: 3 Yds. / Sides: 1.5 Yds. / Top: 1.5 Yds.

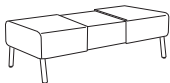
COM	GR1	GR2	GR3	GR4	GR5	GR6	GR7	GR8	GR9	GR10	LEA
\$1618	\$1738	\$1858	\$1978	\$2098	\$2218	\$2338	\$2458	\$2578	\$2698	\$2818	\$2933



1258 66" Straight Bench (4 Legs)

COM Yardage: Total: 4 Yds. / Sides: 2 Yds. / Top: 2 Yds.

COM	GR1	GR2	GR3	GR4	GR5	GR6	GR7	GR8	GR9	GR10	LEA
\$1888	\$2008	\$2128	\$2248	\$2368	\$2488	\$2608	\$2728	\$2848	\$2968	\$3088	\$3203



1258T 66" Straight Bench with Center Laminate Table (4 Legs)

COM Yardage: Total: 3 Yds. / Sides: 1.5 Yds. / Top: 1.5 Yds.

COM	GR1	GR2	GR3	GR4	GR5	GR6	GR7	GR8	GR9	GR10	LEA
\$2018	\$2138	\$2258	\$2378	\$2498	\$2618	\$2738	\$2858	\$2978	\$3098	\$3218	\$3333

1258V 66" Straight Bench with Center Veneer Table (4 Legs)

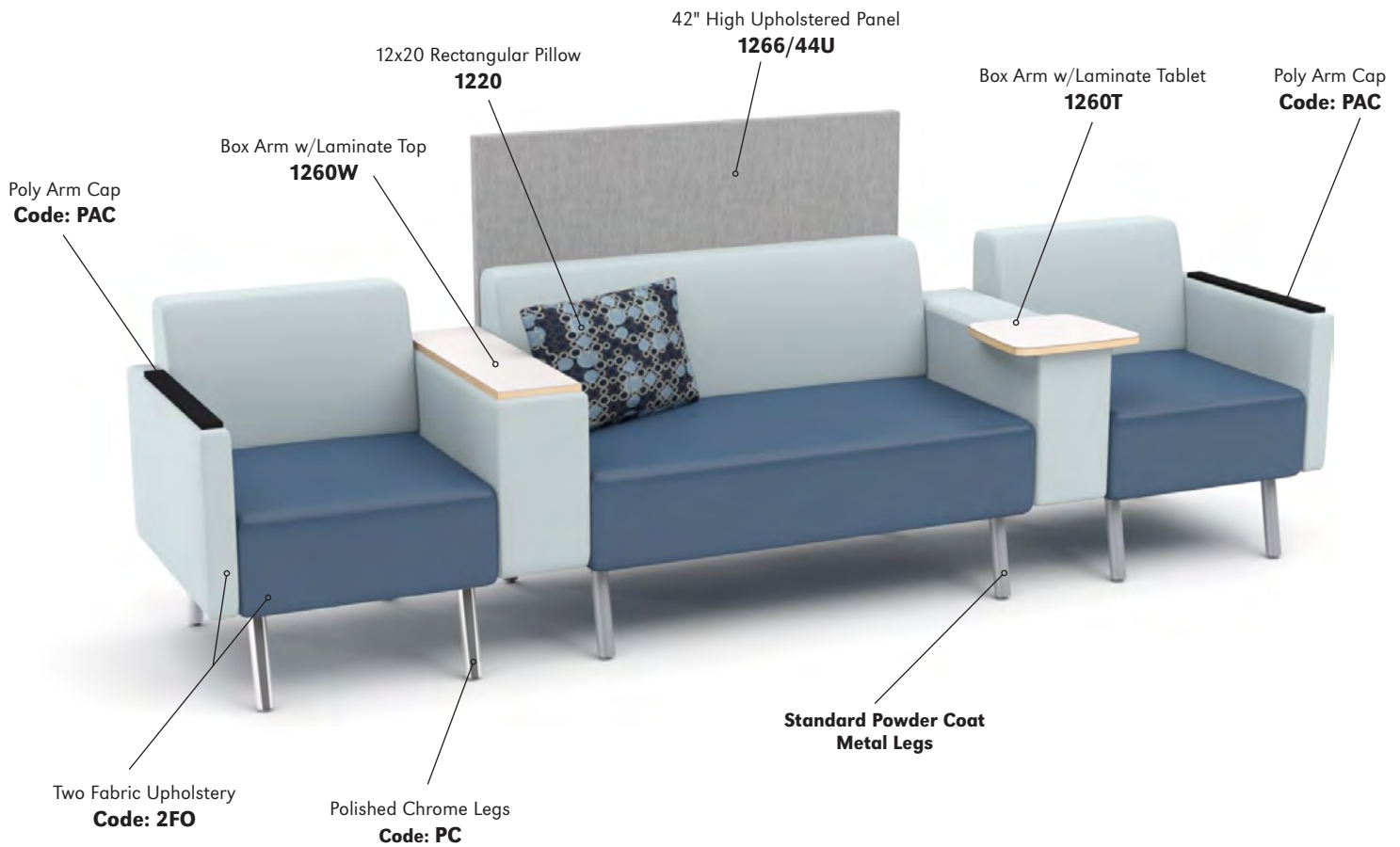
COM	GR1	GR2	GR3	GR4	GR5	GR6	GR7	GR8	GR9	GR10	LEA
\$2120	\$2240	\$2360	\$2480	\$2600	\$2720	\$2840	\$2960	\$3080	\$3200	\$3320	\$3435

OPTIONS

Add upcharge to list price and code to model number

FR	CA133 Fire Retardant per yard	\$90/yd.
MB	Moisture Barrier - up to 60" overall width	\$125
MB60	Moisture Barrier - over 60" overall width	\$200
PC	Polished Chrome Legs	\$35 each

WDL	Metal/Wood Legs	\$35 each
WDL-C	Chrome/Wood Legs	\$60 each
2FO	Two Fabric Option	\$98

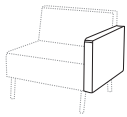


DIMENSIONS	Outside Slim Arm L/R	Center Slim Arm
Overall Depth:	27"	20"
Overall Width:	3"	3"
Arm Height:	24"	24"
Qty./Wt.:	1 ea./25 lbs.	1 ea./10 lbs.



OUTSIDE SLIM ARMS

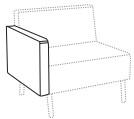
MODEL / DESCRIPTION / LIST PRICING



1259L Left Outside Slim Arm

COM Yardage: Total: 1.5 Yds.

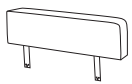
COM	GR1	GR2	GR3	GR4	GR5	GR6	GR7	GR8	GR9	GR10	LEA
\$238	\$255	\$265	\$275	\$286	\$298	\$310	\$322	\$335	\$349	\$362	\$428



1259R Right Outside Slim Arm

COM Yardage: Total: 1.5 Yds.

COM	GR1	GR2	GR3	GR4	GR5	GR6	GR7	GR8	GR9	GR10	LEA
\$238	\$255	\$265	\$275	\$286	\$298	\$310	\$322	\$335	\$349	\$362	\$428



1259C Center Slim Arm

COM Yardage: Total: 1 Yds.

COM	GR1	GR2	GR3	GR4	GR5	GR6	GR7	GR8	GR9	GR10	LEA
\$218	\$258	\$288	\$328	\$358	\$388	\$418	\$448	\$488	\$528	\$568	\$658

TABLET SHAPES

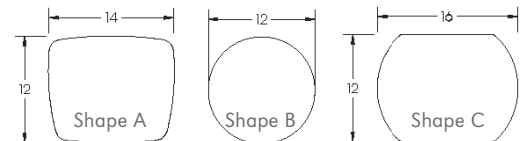
Choose from 3 Tablet Shapes::

Tablets for all modular series are available in 3 shapes, choose from the three shapes shown and specify; A, B or C and left or right (outside tablet) when ordering. Example: TAB-(A) Left - this would be a fixed shape A tablet on the left side (when seated).

Optional Solid Surface available.

Note:

- Tablet orders of 5 or less - choice of 3 standard laminate colors:
Wilsonart Black 1595-60, Formica Brite White 459-58 or Nevamar Silver Alu Metalx MXT003.
- Tablet orders of 6 or more - any choice standard laminate colors.



OPTIONS

Add upcharge to list price and code to model number

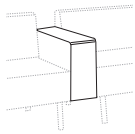
FR	CA133 Fire Retardant per yard	\$90/yd.	TABR1(-)	Removable Tablet (specify A, B or C, left or right arm)	\$470
WAC	Wood Arm Cap (Slim Arm)	\$89 each	TABR2(-)	Removable Tablet (specify A, B or C both arm openings)	\$570
PAC	Poly Arm Cap - Standard Black/Charcoal (Slim Arm)	\$69 each	SST	Solid Surface Tablet Arm - add to tablet option	\$125
TAB(-)	Swivel Tablet (specify A, B or C, left or right arm)	\$395	LAM5	Non-standard laminate (5 tablets or less)	\$250 ea. tablet

DIMENSIONS	Center Box Arm
Overall Depth:	27"
Overall Width:	8"
Arm Height:	24"
Qty./Wt.:	1 ea./25 lbs.



CENTER BOX ARMS
WITH TABLET OPTIONS

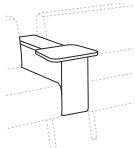
MODEL / DESCRIPTION / LIST PRICING



1260C Center Box Arm

COM Yardage: Total: 2 Yds

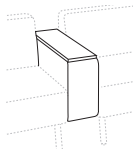
COM	GR1	GR2	GR3	GR4	GR5	GR6	GR7	GR8	GR9	GR10	LEA
\$290	\$330	\$360	\$400	\$430	\$460	\$490	\$520	\$560	\$600	\$640	\$730



1260T Box Arm plus tablet

COM Yardage: Total: 2 Yds

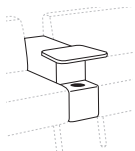
COM	GR1	GR2	GR3	GR4	GR5	GR6	GR7	GR8	GR9	GR10	LEA
\$570	\$610	\$640	\$680	\$710	\$740	\$770	\$800	\$840	\$880	\$920	\$1010



1260W Box Arm plus Table

COM Yardage: Total: 2 Yds

COM	GR1	GR2	GR3	GR4	GR5	GR6	GR7	GR8	GR9	GR10	LEA
\$605	\$645	\$675	\$715	\$745	\$775	\$805	\$835	\$875	\$915	\$955	\$1045



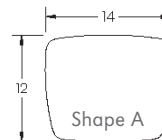
1260TC Box Arm plus Tablet plus Cup Holder

COM Yardage: Total: 2 Yds

COM	GR1	GR2	GR3	GR4	GR5	GR6	GR7	GR8	GR9	GR10	LEA
\$810	\$850	\$880	\$920	\$950	\$980	\$1010	\$1040	\$1080	\$1120	\$1160	\$1250

Notes:

- **Box arm pricing includes ganging**
- Tablet orders of 5 or less - choice of 3 standard laminate colors: Wilsonart Black 1595-60, Formica Brite White 459-58 or Nevamar Silver Alu Metalx MXT003.
- Tablet orders of 6 or more - any choice standard laminate colors.
- Optional Solid Surface available.



Box Arm tablet Arm available in Shape A only

OPTIONS

Add upcharge to list price and code to model number

FR	CA133 Fire Retardant per yard	\$90/yd.	SST	Solid Surface Tablet Arm - add to tablet option	\$125
BWAC	Wood Arm Cap (Box Arm)	\$235 each	LAM5	Non-standard laminate (5 tablets or less)	\$250 ea. tablet

DIMENSIONS	22" Bolster	30" Bolster	44" Bolster	12"x20" Pillow	16"x16" Pillow
Overall Depth:	6"	6"	6"	4"	4"
Overall Width:	22"	30"	44"	20"	16"
Overall Height:	6"	6"	6"	12"	16"
Qty./Wt.:	1 ea./25 lbs.	1 ea./25 lbs.	1 ea./25 lbs.	1 ea./25 lbs.	1 ea./25 lbs.



LAGUNA TWO SEAT HIDEOUT WITH BOLSTER

MODEL / DESCRIPTION / LIST PRICING



1219-22 22" Round Bolster

COM Yardage: Total: .75 Yds.

COM	GR1	GR2	GR3	GR4	GR5	GR6	GR7	GR8	GR9	GR10	LEA
\$253	\$271	\$282	\$293	\$305	\$317	\$330	\$343	\$357	\$371	\$386	\$456



1219-30 30" Round Bolster

COM Yardage: Total: 1 Yds.

COM	GR1	GR2	GR3	GR4	GR5	GR6	GR7	GR8	GR9	GR10	LEA
\$316	\$338	\$352	\$366	\$381	\$396	\$412	\$428	\$445	\$463	\$482	\$569



1219-44 44" Round Bolster

COM Yardage: Total: 1.5 Yds.

COM	GR1	GR2	GR3	GR4	GR5	GR6	GR7	GR8	GR9	GR10	LEA
\$403	\$431	\$448	\$466	\$485	\$504	\$525	\$545	\$567	\$590	\$614	\$725



1220 12" x 20" Rectangle Pillow

COM Yardage: Total: .75 Yds.

COM	GR1	GR2	GR3	GR4	GR5	GR6	GR7	GR8	GR9	GR10	LEA
\$313	\$335	\$348	\$362	\$376	\$392	\$407	\$423	\$440	\$458	\$476	\$563



1221 16" x 16" Square Pillow

COM Yardage: Total: .75 Yds.

COM	GR1	GR2	GR3	GR4	GR5	GR6	GR7	GR8	GR9	GR10	LEA
\$332	\$355	\$369	\$384	\$399	\$415	\$432	\$449	\$467	\$485	\$505	\$597

OPTIONS

Add upcharge to list price and code to model number

FR	CA133 Fire Retardant per yard	\$90/yd.	MB	Moisture Barrier - per pillow/bolster	\$125
----	-------------------------------	----------	----	---------------------------------------	-------

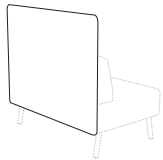
DIMENSIONS	Straight Panel	Straight Panel	Straight Panel
Overall Width:	22"	30"	44"
Overall Height:	42"	42"	42"
Qty./Wt.:	1 ea./100 lbs.	1 ea./110 lbs.	1 ea./120 lbs.

Note: Upholstered panels are 1.0" thick.
For Laminate or Acrylic, please call for quote.



44" STRAIGHT UNIT WITH PANEL

MODEL / DESCRIPTION / LIST PRICING



1266/22U 22" Straight Panel - Upholstered COM Yardage - Panel: 1.5 Yds.

COM	GR1	GR2	GR3	GR4	GR5	GR6	GR7	GR8	GR9	GR10	LEA
\$555	\$594	\$618	\$642	\$668	\$695	\$723	\$751	\$781	\$812	\$845	\$999

1266/30U 30" Straight Panel - Upholstered COM Yardage - Panel: 2 Yds.

COM	GR1	GR2	GR3	GR4	GR5	GR6	GR7	GR8	GR9	GR10	LEA
\$687	\$735	\$764	\$793	\$827	\$859	\$894	\$930	\$967	\$1,005	\$1,046	\$1,236

1266/44U 44" Straight Panel - Upholstered COM Yardage - Panel: 2.5 Yds.

COM	GR1	GR2	GR3	GR4	GR5	GR6	GR7	GR8	GR9	GR10	LEA
\$790	\$845	\$878	\$914	\$950	\$988	\$1027	\$1069	\$1112	\$1156	\$1203	\$1420

OPTIONS

Add upcharge to list price and code to model number

FR	CA133 Fire Retardant per yard	\$90/yd.	2FO	Two Fabric Option	\$98
----	-------------------------------	----------	-----	-------------------	------

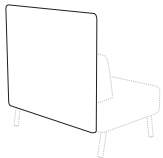
DIMENSIONS	Inset Straight Panel	Inset Straight Panel	Inset Straight Panel
Overall Width:	18"	26"	40"
Overall Height:	42"	42"	42"
Qty./Wt.:	1 ea./100 lbs.	1 ea./110 lbs.	1 ea./120 lbs.

Note: Upholstered panels are 1.0" thick.
For Laminate or Acrylic, please call for quote.



STRAIGHT UNIT WITH
OPTIONAL INSET BACK & INSET PANEL

MODEL / DESCRIPTION / LIST PRICING



1267/18U 18" Inset Straight Panel - Upholstered COM Yardage - Panel: 1.5 Yds.

COM	GR1	GR2	GR3	GR4	GR5	GR6	GR7	GR8	GR9	GR10	LEA
\$605	\$644	\$668	\$692	\$718	\$745	\$773	\$801	\$831	\$862	\$895	\$1049

1267/26U 26" Inset Straight Panel - Upholstered COM Yardage - Panel: 2 Yds.

COM	GR1	GR2	GR3	GR4	GR5	GR6	GR7	GR8	GR9	GR10	LEA
\$737	\$785	\$814	\$843	\$877	\$909	\$944	\$980	\$1017	\$1055	\$1096	\$1286

1267/40U 40" Inset Straight Panel - Upholstered COM Yardage - Panel: 2.5 Yds.

COM	GR1	GR2	GR3	GR4	GR5	GR6	GR7	GR8	GR9	GR10	LEA
\$840	\$895	\$928	\$964	\$1000	\$1038	\$1077	\$1119	\$1162	\$1206	\$1253	\$1470

NOTE: For Inset Back details, please see p.4

OPTIONS

Add upcharge to list price and code to model number

FR	CA133 Fire Retardant per yard	\$90/yd.	2FO	Two Fabric Option	\$98
----	-------------------------------	----------	-----	-------------------	------

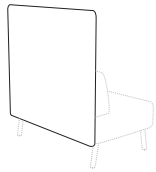
DIMENSIONS	Straight Panel	Straight Panel	Straight Panel
Overall Width:	22"	30"	44"
Overall Height:	48"	48"	48"
Qty./Wt.:	1 ea./100 lbs.	1 ea./110 lbs.	1 ea./120 lbs.

Note: Upholstered panels are 1.0" thick.
For Laminate or Acrylic, please call for quote.



STRAIGHT PRIVACY PANEL

MODEL / DESCRIPTION / LIST PRICING



1262/22U 22" Straight Panel - Upholstered COM Yardage - Panel: 1.5 Yds.

COM	GR1	GR2	GR3	GR4	GR5	GR6	GR7	GR8	GR9	GR10	LEA
\$572	\$612	\$637	\$662	\$689	\$716	\$745	\$774	\$805	\$837	\$871	\$1030

1262/30U 30" Straight Panel - Upholstered COM Yardage - Panel: 2 Yds.

COM	GR1	GR2	GR3	GR4	GR5	GR6	GR7	GR8	GR9	GR10	LEA
\$708	\$758	\$788	\$818	\$853	\$886	\$922	\$959	\$997	\$1036	\$1078	\$1274

1262/44U 44" Straight Panel - Upholstered COM Yardage - Panel: 2.5 Yds.

COM	GR1	GR2	GR3	GR4	GR5	GR6	GR7	GR8	GR9	GR10	LEA
\$814	\$871	\$905	\$942	\$979	\$1019	\$1059	\$1102	\$1146	\$1192	\$1240	\$1464

OPTIONS

Add upcharge to list price and code to model number

FR	CA133 Fire Retardant per yard	\$90/yd.	2FO	Two Fabric Option	\$98
----	-------------------------------	----------	-----	-------------------	------

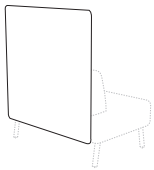
DIMENSIONS	Inset Straight Panel	Inset Straight Panel	Inset Straight Panel
Overall Width:	18"	26"	40"
Overall Height:	48"	48"	48"
Qty./Wt.:	1 ea./100 lbs.	1 ea./110 lbs.	1 ea./120 lbs.

Note: Upholstered panels are 1.0" thick.
For Laminate or Acrylic, please call for quote.



INSET STRAIGHT PRIVACY PANEL

MODEL / DESCRIPTION / LIST PRICING



1263/18U Inset 18" Inset Straight Panel - Upholstered COM Yardage - Panel: 1.5 Yds.

COM	GR1	GR2	GR3	GR4	GR5	GR6	GR7	GR8	GR9	GR10	LEA
\$622	\$662	\$687	\$712	\$739	\$766	\$795	\$824	\$855	\$887	\$921	\$1080

1263/26U Inset 26" Inset Straight Panel - Upholstered COM Yardage - Panel: 2 Yds.

COM	GR1	GR2	GR3	GR4	GR5	GR6	GR7	GR8	GR9	GR10	LEA
\$758	\$808	\$838	\$868	\$903	\$936	\$972	\$1009	\$1047	\$1086	\$1128	\$1324

1263/40U Inset 40" Inset Straight Panel - Upholstered COM Yardage - Panel: 2.5 Yds.

COM	GR1	GR2	GR3	GR4	GR5	GR6	GR7	GR8	GR9	GR10	LEA
\$864	\$921	\$955	\$992	\$1029	\$1069	\$1109	\$1152	\$1196	\$1242	\$1290	\$1514

NOTE: For Inset Back details, please see p.4

OPTIONS

Add upcharge to list price and code to model number

FR	CA133 Fire Retardant per yard	\$90/yd.	2FO	Two Fabric Option	\$98
----	-------------------------------	----------	-----	-------------------	------

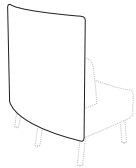
DIMENSIONS	Inside Curve Panel	Inside Curve Panel	Inside Curve Panel
Overall Width:	31"	46"	60"
Overall Height:	42"	42"	42"
Qty./Wt.:	1 ea./100 lbs.	1 ea./110 lbs.	1 ea./120 lbs.

Note: Upholstered panels are 1.0" thick.
For Laminate or Acrylic, please call for quote.



INSIDE CURVE PRIVACY PANEL

MODEL / DESCRIPTION / LIST PRICING



1274/30U 30° Inside Curve Panel - Upholstered COM Yardage - Panel: 2 Yds.

COM	GR1	GR2	GR3	GR4	GR5	GR6	GR7	GR8	GR9	GR10	LEA
\$1030	\$1101	\$1145	\$1191	\$1239	\$1289	\$1341	\$1394	\$1450	\$1506	\$1568	\$1854

1274/45U 45° Inside Curve Panel - Upholstered COM Yardage - Panel: 3 Yds.

COM	GR1	GR2	GR3	GR4	GR5	GR6	GR7	GR8	GR9	GR10	LEA
\$1184	\$1268	\$1318	\$1370	\$1426	\$1482	\$1542	\$1603	\$1666	\$1734	\$1802	\$2131

1274/60U 60° Inside Curve Panel - Upholstered COM Yardage - Panel: 4 Yds.

COM	GR1	GR2	GR3	GR4	GR5	GR6	GR7	GR8	GR9	GR10	LEA
\$1849	\$1978	\$2057	\$2141	\$2225	\$2313	\$2407	\$2504	\$2603	\$2707	\$2816	\$3328

OPTIONS

Add upcharge to list price and code to model number

FR	CA133 Fire Retardant per yard	\$90/yd.	2FO	Two Fabric Option	\$98
----	-------------------------------	----------	-----	-------------------	------

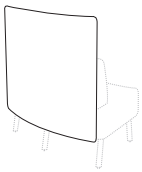
DIMENSIONS	Inset Inside Curve Panel	Inset Inside Curve Panel	Inset Inside Curve Panel
Overall Width:	27"	42"	56"
Overall Height:	42"	42"	42"
Qty./Wt.:	1 ea./100 lbs.	1 ea./110 lbs.	1 ea./120 lbs.

Note: Upholstered panels are 1.0" thick.
For Laminate or Acrylic, please call for quote.



INSET INSIDE CURVE PRIVACY PANEL

MODEL / DESCRIPTION / LIST PRICING



1275/30U Inset 30° Inside Curve Panel - Upholstered COM Yardage - Panel: 2 Yds.

COM	GR1	GR2	GR3	GR4	GR5	GR6	GR7	GR8	GR9	GR10	LEA
\$1079	\$1149	\$1193	\$1240	\$1287	\$1338	\$1389	\$1442	\$1499	\$1555	\$1616	\$1902

1275/45U Inset 45° Inside Curve Panel - Upholstered COM Yardage - Panel: 3 Yds.

COM	GR1	GR2	GR3	GR4	GR5	GR6	GR7	GR8	GR9	GR10	LEA
\$1233	\$1316	\$1367	\$1418	\$1474	\$1531	\$1591	\$1652	\$1715	\$1783	\$1851	\$2180

1275/60U Inset 60° Inside Curve Panel - Upholstered COM Yardage - Panel: 4 Yds.

COM	GR1	GR2	GR3	GR4	GR5	GR6	GR7	GR8	GR9	GR10	LEA
\$1897	\$2026	\$2106	\$2189	\$2274	\$2362	\$2455	\$2552	\$2651	\$2756	\$2864	\$3377

NOTE: For Inset Back details, please see p.4

OPTIONS

Add upcharge to list price and code to model number

FR	CA133 Fire Retardant per yard	\$90/yd.	2FO	Two Fabric Option	\$98
----	-------------------------------	----------	-----	-------------------	------

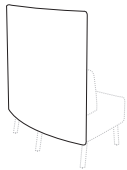
DIMENSIONS	Inside Curve Panel	Inside Curve Panel	Inside Curve Panel
Overall Width:	31"	46"	60"
Overall Height:	48"	48"	48"
Qty./Wt.:	1 ea./100 lbs.	1 ea./110 lbs.	1 ea./120 lbs.

Note: Upholstered panels are 1.0" thick.
For Laminate or Acrylic, please call for quote.



45° INSIDE CURVE PRIVACY PANEL

MODEL / DESCRIPTION / LIST PRICING



1270/30U 30° Inside Curve Panel - Upholstered COM Yardage - Panel: 2 Yds.

COM	GR1	GR2	GR3	GR4	GR5	GR6	GR7	GR8	GR9	GR10	LEA
\$1062	\$1135	\$1180	\$1228	\$1277	\$1329	\$1382	\$1437	\$1495	\$1553	\$1616	\$1911

1270/45U 45° Inside Curve Panel - Upholstered COM Yardage - Panel: 3 Yds.

COM	GR1	GR2	GR3	GR4	GR5	GR6	GR7	GR8	GR9	GR10	LEA
\$1221	\$1307	\$1359	\$1412	\$1470	\$1528	\$1590	\$1653	\$1718	\$1788	\$1858	\$2197

1270/60U 60° Inside Curve Panel - Upholstered COM Yardage - Panel: 4 Yds.

COM	GR1	GR2	GR3	GR4	GR5	GR6	GR7	GR8	GR9	GR10	LEA
\$1906	\$2039	\$2121	\$2207	\$2294	\$2385	\$2481	\$2581	\$2683	\$2791	\$2903	\$3431

OPTIONS

Add upcharge to list price and code to model number

FR	CA133 Fire Retardant per yard	\$90/yd.	2FO	Two Fabric Option	\$98
----	-------------------------------	----------	-----	-------------------	------

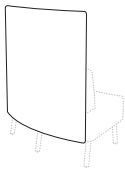
DIMENSIONS	Inset Inside Curve Panel	Inset Inside Curve Panel	Inset Inside Curve Panel
Overall Width:	27"	42"	56"
Overall Height:	48"	48"	48"
Qty./Wt:	1 ea./100 lbs.	1 ea./110 lbs.	1 ea./120 lbs.

Note: Upholstered panels are 1.0" thick.
For Laminate or Acrylic, please call for quote.



INSET INSIDE CURVE PRIVACY PANEL

MODEL / DESCRIPTION / LIST PRICING



1271/30U Inset 30° Inside Curve Panel - Upholstered COM Yardage - Panel: 2 Yds.

COM	GR1	GR2	GR3	GR4	GR5	GR6	GR7	GR8	GR9	GR10	LEA
\$1112	\$1185	\$1230	\$1278	\$1327	\$1379	\$1432	\$1487	\$1545	\$1603	\$1666	\$1961

1271/45U Inset 45° Inside Curve Panel - Upholstered COM Yardage - Panel: 3 Yds.

COM	GR1	GR2	GR3	GR4	GR5	GR6	GR7	GR8	GR9	GR10	LEA
\$1271	\$1357	\$1409	\$1462	\$1520	\$1578	\$1640	\$1703	\$1768	\$1838	\$1908	\$2247

1271/60U Inset 60° Inside Curve Panel - Upholstered COM Yardage - Panel: 4 Yds.

COM	GR1	GR2	GR3	GR4	GR5	GR6	GR7	GR8	GR9	GR10	LEA
\$1956	\$2089	\$2171	\$2257	\$2344	\$2435	\$2531	\$2631	\$2733	\$2841	\$2953	\$3481

NOTE: For Inset Back details, please see p.4

OPTIONS

Add upcharge to list price and code to model number

FR	CA133 Fire Retardant per yard	\$90/yd.	2FO	Two Fabric Option	\$98
----	-------------------------------	----------	-----	-------------------	------


DIMENSIONS	Straight Panel	Straight Panel	Straight Panel
Overall Width:	17"	25"	33"
Overall Height:	42"	42"	42"
Qty./Wt.:	1 ea./100 lbs.	1 ea./110 lbs.	1 ea./120 lbs.

Note: Upholstered panels are 1.0" thick.
For Laminate or Acrylic, please call for quote.



OUTSIDE CURVE PRIVACY PANEL

MODEL / DESCRIPTION / LIST PRICING



1276/30U 30° Outside Curve Panel - Upholstered COM Yardage - Panel: 2 Yds.

COM	GR1	GR2	GR3	GR4	GR5	GR6	GR7	GR8	GR9	GR10	LEA
\$876	\$936	\$973	\$1012	\$1053	\$1096	\$1139	\$1185	\$1233	\$1280	\$1332	\$1576

1276/45U 45° Outside Curve Panel - Upholstered COM Yardage - Panel: 3 Yds.

COM	GR1	GR2	GR3	GR4	GR5	GR6	GR7	GR8	GR9	GR10	LEA
\$1007	\$1078	\$1120	\$1164	\$1212	\$1260	\$1311	\$1363	\$1416	\$1474	\$1532	\$1811

1276/60U 60° Outside Curve Panel - Upholstered COM Yardage - Panel: 4 Yds.

COM	GR1	GR2	GR3	GR4	GR5	GR6	GR7	GR8	GR9	GR10	LEA
\$1571	\$1681	\$1749	\$1820	\$1891	\$1966	\$2046	\$2128	\$2212	\$2301	\$2394	\$2829

OPTIONS

Add upcharge to list price and code to model number

FR	CA133 Fire Retardant per yard	\$90/yd.	2FO	Two Fabric Option	\$98
----	-------------------------------	----------	-----	-------------------	------

LAGUNA COLLECTION
INSET OUTSIDE CURVE PRIVACY PANELS
42" HEIGHT - UPHOLSTERED


DIMENSIONS	Inset Outside Curve Panel	Inset Outside Curve Panel	Inset Outside Curve Panel
Overall Width:	13"	21"	29"
Overall Height:	42"	42"	42"
Qty./Wt.:	1 ea./100 lbs.	1 ea./110 lbs.	1 ea./120 lbs.

Note: Upholstered panels are 1.0" thick.
For Laminate or Acrylic, please call for quote.



INSET OUTSIDE CURVE PRIVACY PANEL

MODEL / DESCRIPTION / LIST PRICING



1277/30U Inset 30° Outside Curve Panel - Upholstered COM Yardage - Panel: 2 Yds.

COM	GR1	GR2	GR3	GR4	GR5	GR6	GR7	GR8	GR9	GR10	LEA
\$924	\$984	\$1021	\$1061	\$1101	\$1144	\$1188	\$1233	\$1281	\$1329	\$1381	\$1624

1277/45U Inset 45° Outside Curve Panel - Upholstered COM Yardage - Panel: 3 Yds.

COM	GR1	GR2	GR3	GR4	GR5	GR6	GR7	GR8	GR9	GR10	LEA
\$1055	\$1126	\$1169	\$1213	\$1261	\$1308	\$1359	\$1411	\$1465	\$1523	\$1580	\$1860

1277/60U Inset 60° Outside Curve Panel - Upholstered COM Yardage - Panel: 4 Yds.

COM	GR1	GR2	GR3	GR4	GR5	GR6	GR7	GR8	GR9	GR10	LEA
\$1620	\$1730	\$1797	\$1868	\$1940	\$2015	\$2094	\$2177	\$2261	\$2350	\$2442	\$2877

NOTE: For Inset Back details, please see p.4

OPTIONS

Add upcharge to list price and code to model number

FR	CA133 Fire Retardant per yard	\$90/yd.	2FO	Two Fabric Option	\$98
----	-------------------------------	----------	-----	-------------------	------


DIMENSIONS	Outside Curve Panel	Outside Curve Panel	Outside Curve Panel
Overall Width:	17"	25"	33"
Overall Height:	48"	48"	48"
Qty./Wt.:	1 ea./100 lbs.	1 ea./110 lbs.	1 ea./120 lbs.

Note: Upholstered panels are 1.0" thick.
For Laminate or Acrylic, please call for quote.



45° OUTSIDE CURVE PANEL

MODEL / DESCRIPTION / LIST PRICING



1272/30U 30° Outside Curve Panel - Upholstered COM Yardage - Panel: 2 Yds.

COM	GR1	GR2	GR3	GR4	GR5	GR6	GR7	GR8	GR9	GR10	LEA
\$903	\$965	\$1003	\$1044	\$1085	\$1130	\$1175	\$1221	\$1271	\$1320	\$1374	\$1624

1272/45U 45° Outside Curve Panel - Upholstered COM Yardage - Panel: 3 Yds.

COM	GR1	GR2	GR3	GR4	GR5	GR6	GR7	GR8	GR9	GR10	LEA
\$1038	\$1111	\$1155	\$1200	\$1250	\$1299	\$1352	\$1405	\$1460	\$1520	\$1579	\$1867

1272/60U 60° Outside Curve Panel - Upholstered COM Yardage - Panel: 4 Yds.

COM	GR1	GR2	GR3	GR4	GR5	GR6	GR7	GR8	GR9	GR10	LEA
\$1620	\$1733	\$1803	\$1876	\$1950	\$2027	\$2109	\$2194	\$2281	\$2372	\$2468	\$2916

OPTIONS

Add upcharge to list price and code to model number

FR	CA133 Fire Retardant per yard	\$90/yd.	2FO	Two Fabric Option	\$98
----	-------------------------------	----------	-----	-------------------	------


DIMENSIONS	Inset Outside 30° Curve Panel	Inset Outside 45° Curve Panel	Inset Outside 60° Curve Panel
Overall Width:	13"	21"	29"
Overall Height:	48"	48"	48"
Qty./Wt.:	1 ea./100 lbs.	1 ea./110 lbs.	1 ea./120 lbs.

Note: Upholstered panels are 1.0" thick.
For Laminate or Acrylic, please call for quote.



INSET OUTSIDE CURVE PRIVACY PANEL

MODEL / DESCRIPTION / LIST PRICING



1273/30U Inset 30° Outside Curve Panel - Upholstered COM Yardage - Panel: 2 Yds.

COM	GR1	GR2	GR3	GR4	GR5	GR6	GR7	GR8	GR9	GR10	LEA
\$953	\$1015	\$1053	\$1094	\$1135	\$1180	\$1225	\$1271	\$1321	\$1370	\$1424	\$1674

1273/45U Inset 45° Outside Curve Panel - Upholstered COM Yardage - Panel: 3 Yds.

COM	GR1	GR2	GR3	GR4	GR5	GR6	GR7	GR8	GR9	GR10	LEA
\$1088	\$1161	\$1205	\$1250	\$1300	\$1349	\$1402	\$1455	\$1510	\$1570	\$1629	\$1917

1273/60U Inset 60° Outside Curve Panel - Upholstered COM Yardage - Panel: 4 Yds.

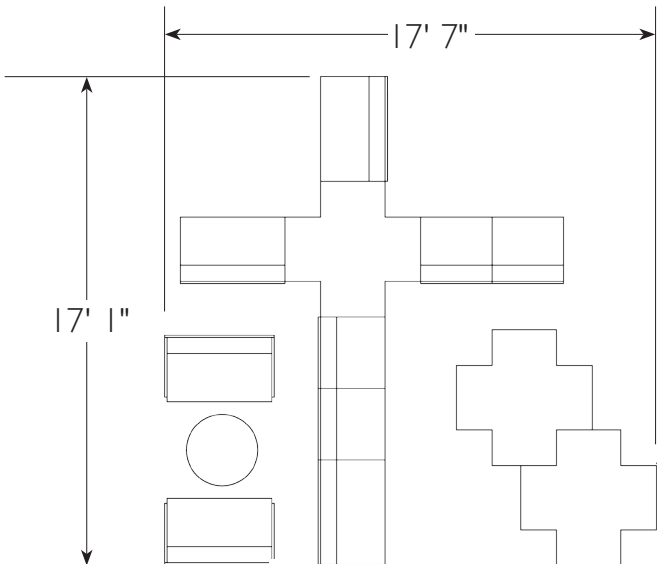
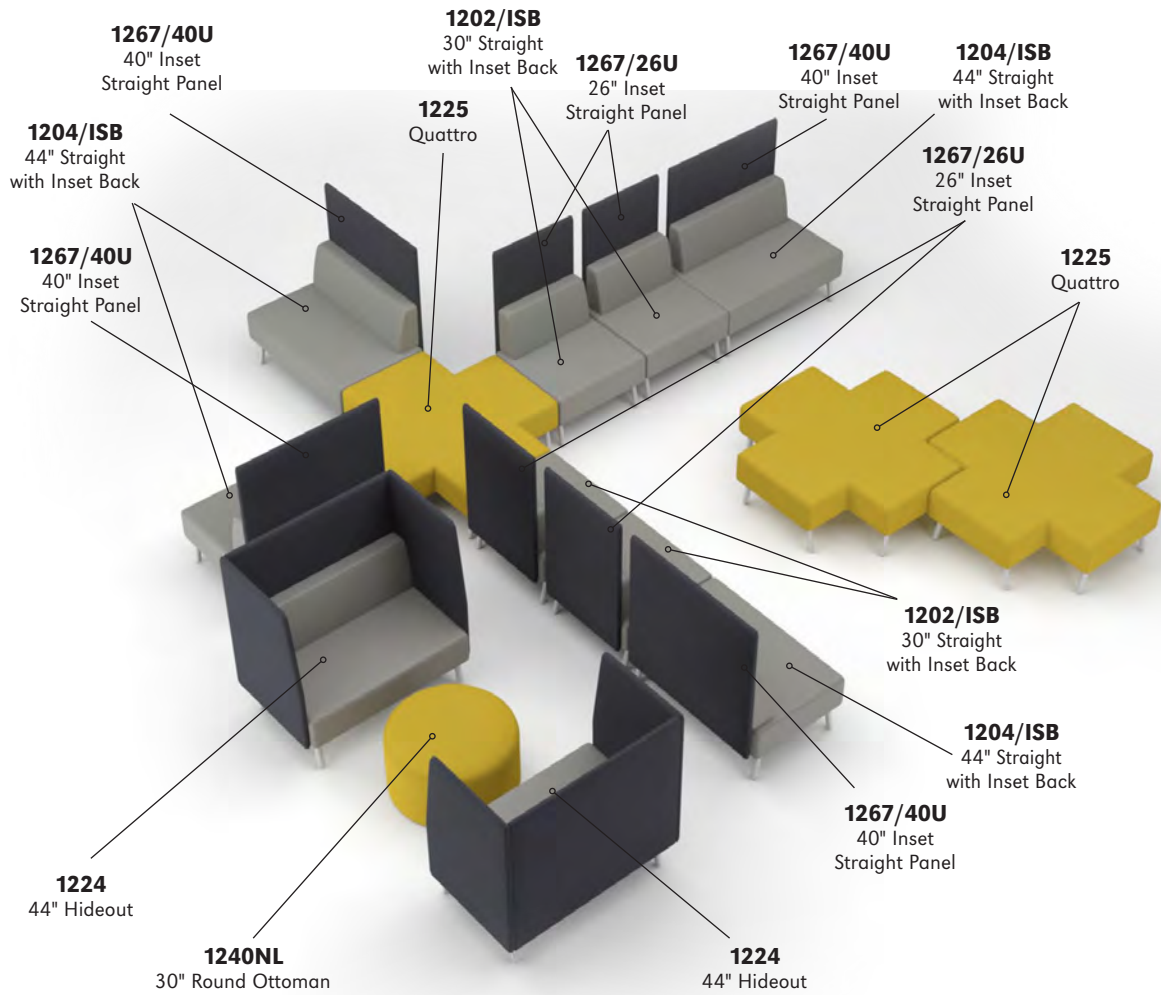
COM	GR1	GR2	GR3	GR4	GR5	GR6	GR7	GR8	GR9	GR10	LEA
\$1670	\$1783	\$1853	\$1926	\$2000	\$2077	\$2159	\$2244	\$2331	\$2422	\$2518	\$2966

NOTE: For Inset Back details, please see p.4

OPTIONS

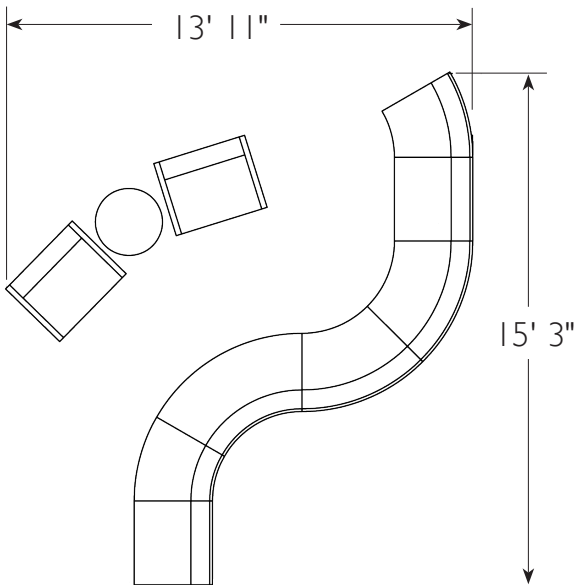
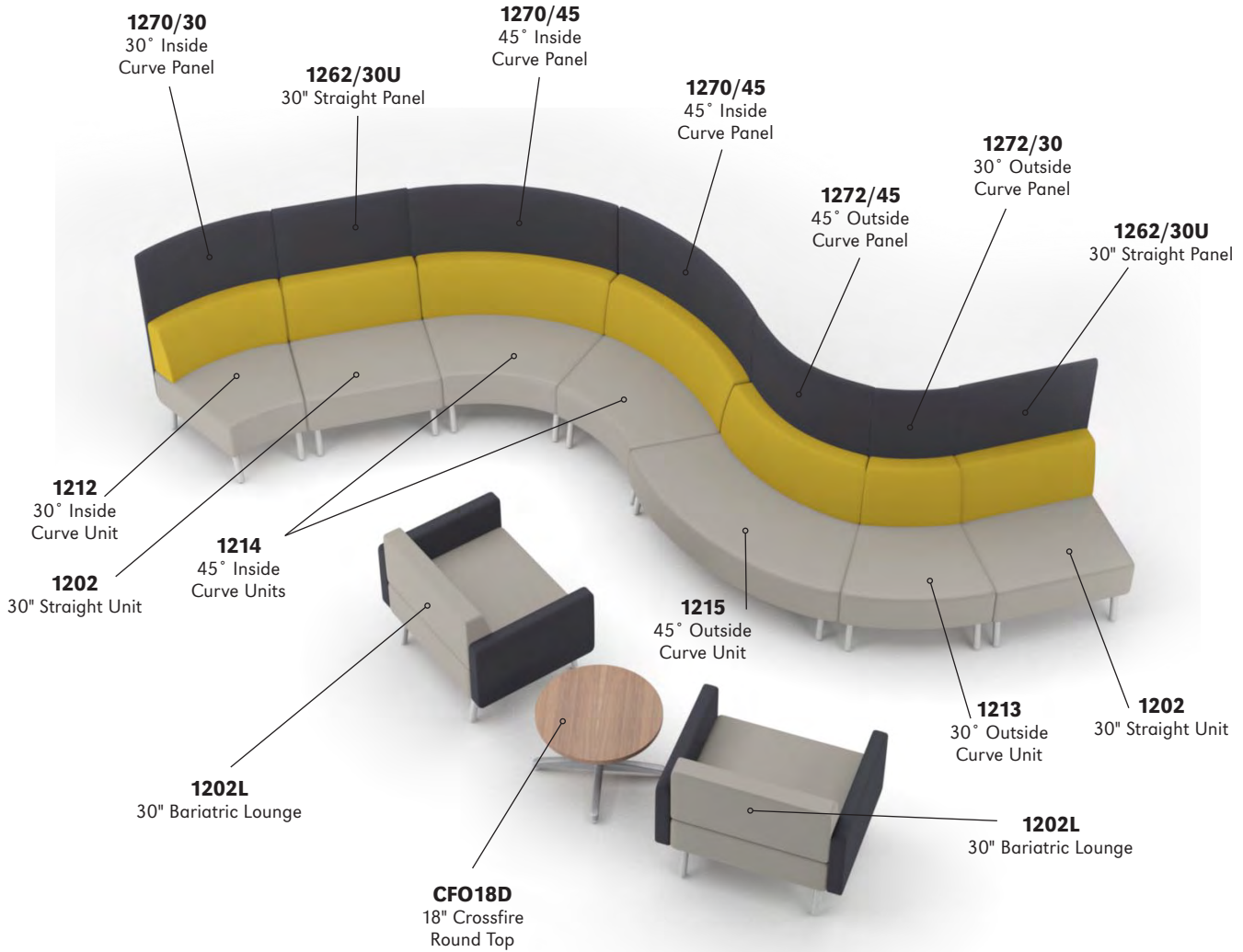
Add upcharge to list price and code to model number

FR	CA133 Fire Retardant per yard	\$90/yd.	2FO	Two Fabric Option	\$98
----	-------------------------------	----------	-----	-------------------	------



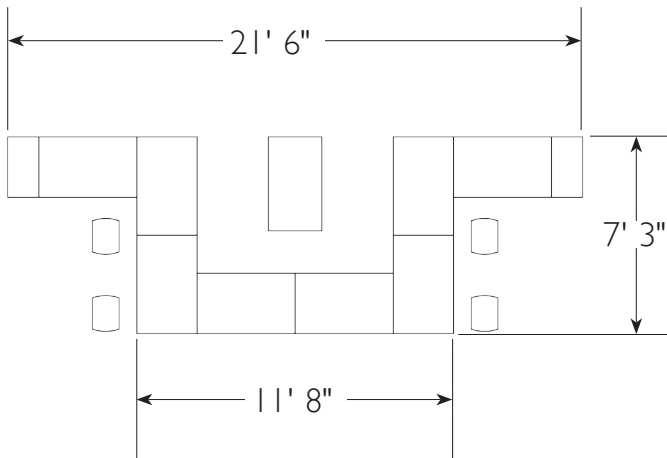
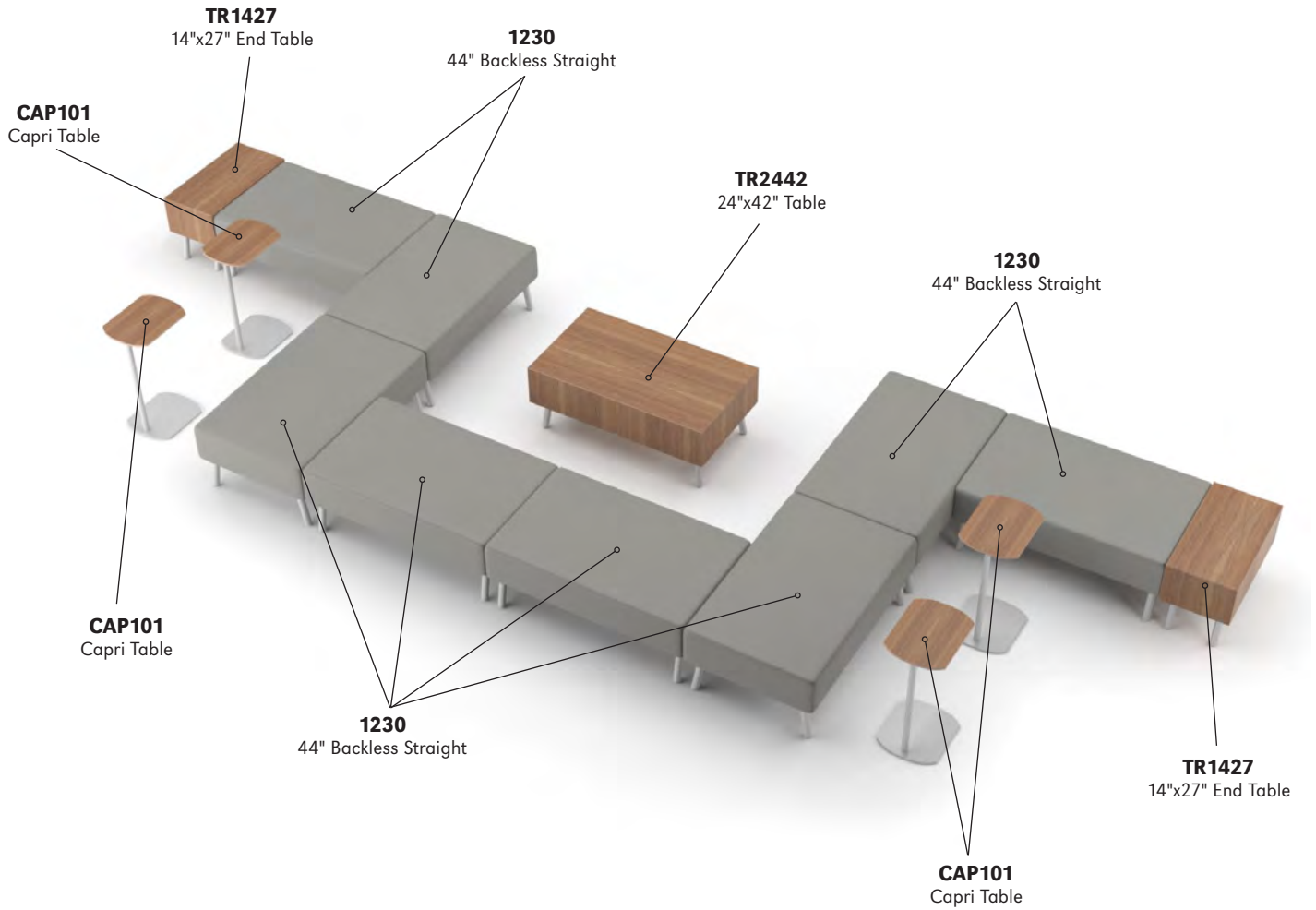
"+" Configuration shown Includes:

Qty.	Description	Pricing (COM):
4	1267/40U 40" Inset Straight Panels (42" Height)	\$3360
4	1204 44" Straight Units with ISB (inset back)	\$8192
4	1267/26U 26" Inset Straight Panels (42" Height)	\$2948
4	1204 30" Straight Units with ISB (inset back)	\$5904
3	1225 Quattros	\$11001
2	1224 44" Hideouts	\$8046
1	1240NL 30" Round Ottoman (No Legs)	\$1084
9	GD Ganging Devices	\$468
		<hr/>
		\$41003 list



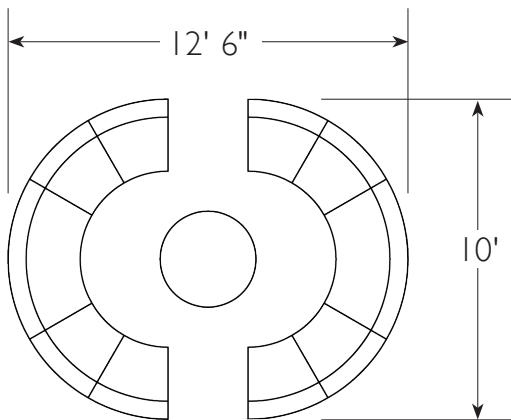
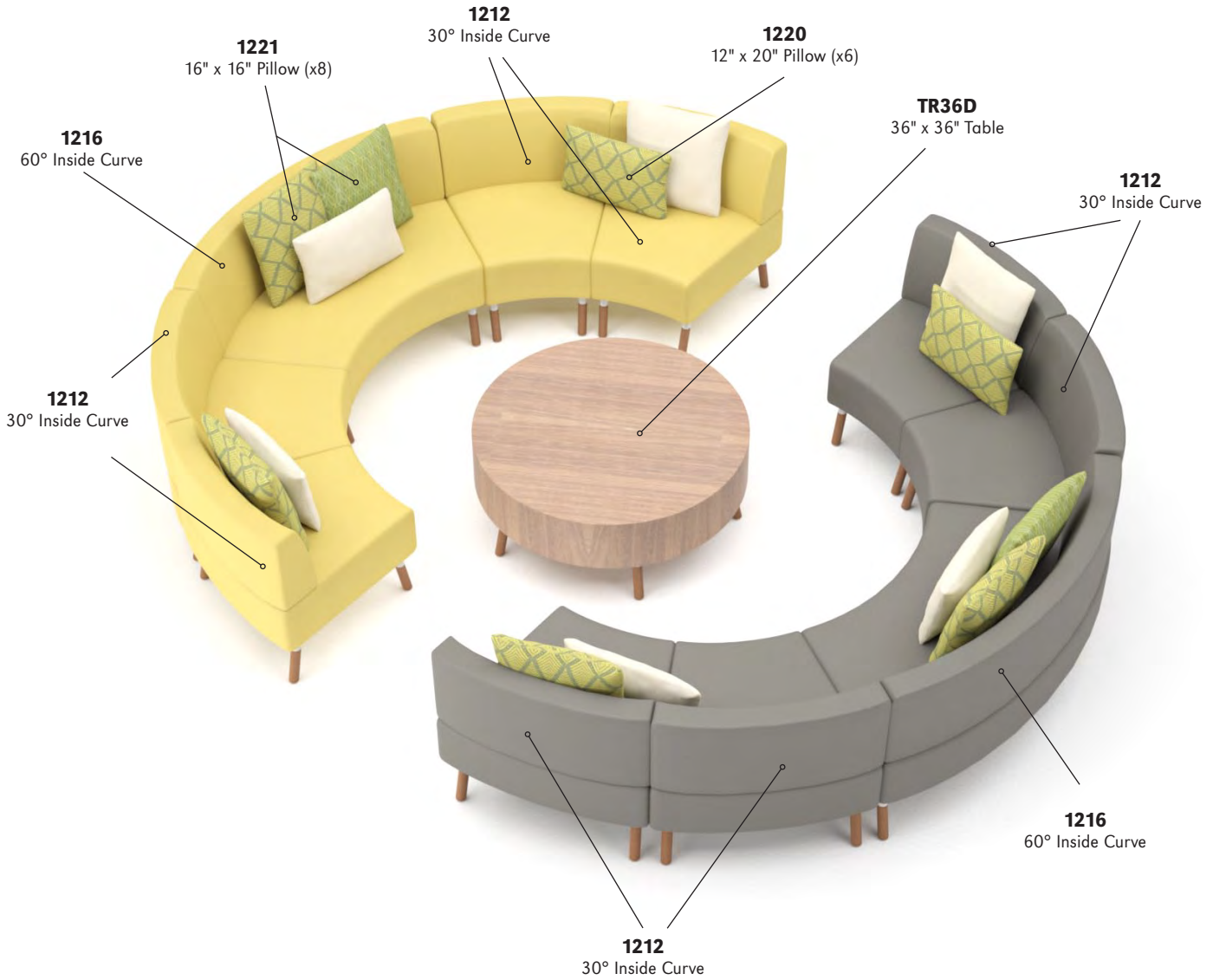
"S"- Configuration Includes:

Qty.	Description	Pricing (COM):
2	1214 45° Inside Curve Units	\$3864
2	1270/45 45° Inside Curve Panels	\$2442
2	1202 30° Straight Units	\$2852
2	1262/30U 30° Straight Panels	\$1416
1	1212 30° Inside Curve Unit	\$1305
1	1270/30 30° Inside Curve Panel	\$1062
1	1215 45° Outside Curve Unit	\$2155
1	1272/45 45° Outside Curve Panel	\$1038
1	1213 30° Outside Curve Unit	\$1380
1	1272/30 30° Outside Curve Panel	\$903
2	1202L 30° Bariatric Lounges	\$5340
9	2FO (Two Fabric Option)	\$882
1	CFO18D 18" Crossfire Round Veneer Top	\$1815
6	GD Ganging Brackets	\$312
		<hr/>
		\$26766 list



"U"- Configuration with online tables Include:

Qty.	Description	Pricing (COM):
8	1230 44" Backless Straight	\$14856
4	CAP101 Capri Table Laminate Top	\$2684
2	TR1427 14"x27" End Table Laminate	\$2866
1	TR2442 24"x42" Occ Table Laminate	\$1498
9	GD Ganging Devices	\$468
		<hr/>
		\$22372 list



"Half Circles"- Configuration Includes:

Qty.	Description	Pricing (COM):
8	1212 30° Inside Curve Units	\$10440
2	1216 60° Inside Curve Units	\$4120
1	TR36D 36" Diameter Occasional Table	\$1566
8	1221 16" x 16" Pillows	\$2656
6	1220 12" x 20" Pillows	\$1878
46	WDL Metal/Wood Legs	\$1610
8	GD Ganging Brackets	\$416
		<hr/>
		\$22686 list

TRENO OCCASIONAL TABLES



TRENO SQUARE TABLE



TRENO RECTANGULAR TABLE
WITH OPTIONAL WOOD LEGS



TRENO ROUND TABLE



TRENO ROUND COFFEE TABLE TO
COMPLEMENT LAGUNA MODULAR

WE SUGGEST THE TRENO OCCASIONAL TABLES TO COORDINATE WITH
THE LAGUNA MODULAR SEATING.

PLEASE REFER TO THE OCCASIONAL TABLES SECTION
OF THE PRICE LIST FOR DIMENSIONS & PRICING.

LAGUNA BANQUETTE

The Laguna Banquette offers the utmost in seating comfort. A very versatile banquette system that will enhance any space or public environment.



72" BANQUETTES

ORDERING INFORMATION

- | | |
|-----------------|-------------------------------|
| 1) Series Name | 4) Fabric Grade and Number |
| 2) Model Number | 5) Powder Coat Color for legs |
| 3) Quantity | 6) Optional Items |

OPTIONS

- CODE: FR - CA133 Fire Retardant.
- CODE: MB -Moisture Barrier (up to 60" overall width).
- CODE: MB60 -Moisture Barrier (over 60" overall width).
- CODE: PC - Polished Chrome Legs.
- CODE: ISB - Inset Back
- CODE: WDL - Metal/Wood Legs. (Specify powder coat and wood color)
- CODE: WDL-C - Chrome/Wood Legs. (Specify wood color)
- CODE: 2FO - Two Fabric Option.
- CODE: GD - Ganging Brackets (Necessary when ganging two or more modules together).

SPECIFICATIONS

Frame

- Multi-ply hardwood
- Tongue and groove construction nailed and glued

Seat/Foam

- No-sag springs w/ helicoil attachment
- High resiliency foam construction throughout
- All foam bonded to frame

Legs

- 8" tall, 1.5" diameter fabricated steel angled legs
- Sand blasted prior to paint for maximum color adhesion
- Includes factory installed adjustable glides

COLORS / FINISHES

Legs

- Standard powder coat colors.
- Optional polished chrome available.
- Optional wood finishes available.



Note: For all leg finishes, please refer to Laguna modular pricing sheet

Note: Factory installed power/data available, see accessories section for details and pricing.

DIMENSIONS	48" Straight	60" Straight	72" Straight
Seat Depth:	21"	21"	21"
Seat Width:	48"	60"	72"
Seat Height:	18"	18"	18"
Overall Depth:	27"	27"	27"
Overall Width:	48"	60"	72"
Overall Height:	30"	30"	30"
Qty./Wt.:	1 ea./75 lbs.	1 ea./90 lbs.	1 ea./110 lbs.



60" STRAIGHT UNIT

MODEL / DESCRIPTION / LIST PRICING



1206 48" Straight (4 legs)

COM Yardage: Total: 6 Yds. / Back: 3.5 Yds. / Seat: 2.5 Yds.

COM	GR1	GR2	GR3	GR4	GR5	GR6	GR7	GR8	GR9	GR10	LEA
\$2,058	\$2,178	\$2,298	\$2,418	\$2,538	\$2,658	\$2,778	\$2,898	\$3,018	\$3,138	\$3,258	\$3,373



1208 60" Straight (4 legs)

COM Yardage: Total: 7 Yds. / Back: 4 Yds. / Seat: 3 Yds.

COM	GR1	GR2	GR3	GR4	GR5	GR6	GR7	GR8	GR9	GR10	LEA
\$2,670	\$2,820	\$2,940	\$3,060	\$3,180	\$3,300	\$3,420	\$3,540	\$3,660	\$3,780	\$3,900	\$4,015



1210 72" Straight (6 legs)

COM Yardage: Total: 8.5 Yds. / Back: 5 Yds. / Seat: 3.5 Yds.

COM	GR1	GR2	GR3	GR4	GR5	GR6	GR7	GR8	GR9	GR10	LEA
\$2,988	\$3,138	\$3,258	\$3,378	\$3,498	\$3,618	\$3,738	\$3,858	\$3,978	\$4,098	\$4,218	\$4,333

Note: For back-to-back applications please order two units.

OPTIONS

Add upcharge to list price and code to model number

FR	CA133 Fire Retardant per yard	\$90/yd.
MB	Moisture Barrier - up to 60" width	\$125 each
MB60	Moisture Barrier - over 60" width	\$200 each
WDL	Metal/Wood Legs	\$35 each
WDL-C	Chrome/Wood Legs	\$60 each


PC	Polished Chrome Legs	\$35 each
2FO	Two Fabric Option	\$98
ISB	Inset Back	\$50
GD	Ganging Brackets	\$52

PRIVACY PANELS ONLY

DIMENSIONS	48" Wide Privacy Panel	60" Wide Privacy Panel	72" Wide Privacy Panel
Panel Depth:	1"	1"	1"
Panel Width:	48"	60"	72"
Panel Height:	48"	48"	48"

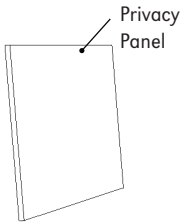


LAGUNA 72" BANQUETTE WITH PRIVACY PANEL



1/2" THICK ACRYLIC PRIVACY PANELS AVAILABLE

MODEL / DESCRIPTION / LIST PRICING



360P 48" Wide Privacy Panel

COM Yardage: Total: 3 Yds. (Please allow extra fabric for repeat design.)

COM	GR1	GR2	GR3	GR4	GR5	GR6	GR7	GR8	GR9	GR10	LEA
\$870	\$931	\$968	\$1007	\$1047	\$1089	\$1132	\$1177	\$1224	\$1274	\$1324	\$1565
LAMINATE			VENEER			ACRYLIC					
\$852			\$1676			CALL					

362P 60" Wide Privacy Panel

COM Yardage: Total: 4 Yds. (Please allow extra fabric for repeat design.)

COM	GR1	GR2	GR3	GR4	GR5	GR6	GR7	GR8	GR9	GR10	LEA
\$1147	\$1228	\$1276	\$1328	\$1381	\$1436	\$1493	\$1553	\$1615	\$1680	\$1747	\$2065
LAMINATE			VENEER			ACRYLIC					
\$1114			\$2156			CALL					

365P 72" Wide Privacy Panel

COM Yardage: Total: 5 Yds. (Please allow extra fabric for repeat design.)

COM	GR1	GR2	GR3	GR4	GR5	GR6	GR7	GR8	GR9	GR10	LEA
\$1405	\$1503	\$1563	\$1626	\$1691	\$1758	\$1828	\$1902	\$1978	\$2057	\$2138	\$2528
LAMINATE			VENEER			ACRYLIC					
\$1355			\$2531			CALL					

LASER ENGRAVING

ERG offers custom engraving on any of our wood back chair models.

Laser engraving is \$85 for each chair, plus one-time \$245 Setup fee (per design)



DEKKO CHAIR WITH CUSTOM ENGRAVING

- NOTE:**
- 12 CHAIR MINIMUM FOR LASER ENGRAVING
 - ENGRAVING ON THE FRONT OR BACK



OPTIONS

Add upcharge to list price and code to model number

ENG	Laser Engraving	\$85/each
-----	-----------------	-----------

HURRY!
QUANTITIES
LIMITED!

LEVON SERIES

Levon Series chairs feature solid Beech wood frames with an upholstered seat. Finished in your choice of wood stain colors and upholstered in your choice of fabric.



SOLID WOOD CHAIR

DRASTICALLY
REDUCED



UPHOLSTERED BACK INSERT

ORDERING INFORMATION

To Order Please Specify:

- 1) Series Name
- 2) Model Number
- 3) Quantity
- 4) Wood Stain Finish Color
- 5) Fabric Grade & Number
- 6) Optional Items

LEVON GENERAL SPECIFICATIONS

Upholstery

- Levon seat insert is upholstered over 1.5" high resiliency foam.
- Seat can be upholstered with choice of fabric, vinyl, crypton, leather or approved COM.

Frame

- Levon chair frames are solid Beech wood.

Glides

- Factory installed nylon glides.

COLORS / FINISHES

Wood Stain Finish Colors:

Standard wood stain colors.

OPTIONS

- CODE: FR - CA133 Fire Retardant.
- CODE: MB - Moisture Barrier.
- CODE: SH - Specialty Height (any custom height)

DIMENSIONS	Chair
Seat Width:	18"
Seat Depth:	17"
Seat Height:	18"
Back Height:	33.5"
Overall Width:	18"
Overall Depth:	23"
Qty./Wt. per carton:	3 ea./48 lbs.

MODEL / DESCRIPTION / LIST PRICING



920	Wood Café Chair with Upholstered Seat										COM Yardage: 0.75 Yard
COM	GR1	GR2	GR3	GR4	GR5	GR6	GR7	GR8	GR9	GR10	LEA
\$436	\$467	\$485	\$505	\$525	\$546	\$568	\$590	\$614	\$638	\$664	\$785
920B	Wood Café Chair with Upholstered Seat and Back Insert										COM Yardage: Total: 1.25 Yds. / Back: .5 Yds. / Seat: .75 Yds.
COM	GR1	GR2	GR3	GR4	GR5	GR6	GR7	GR8	GR9	GR10	LEA
\$691	\$739	\$769	\$800	\$832	\$865	\$900	\$936	\$973	\$1012	\$1052	\$1244

OPTIONS

Add upcharge to list price and code to model number

FR	CA133 Fire Retardant - Per Yard	\$90/yd.	SH	Specialty Height (any custom height)	\$28
MB	Moisture Barrier - Per Seat	\$68			



LIBRA STOOLS

The Libra Stool is available in three versions: upholstered swivel stool and upholstered stool with two back choices. A great product for any medical exam room. Libra stools offer three five-star base designs with casters and pneumatic height adjustment.



UPHOLSTERED SWIVEL STOOL



UPHOLSTERED STOOL WITH DEMI BACK AND OPTIONAL CHROME BASE



UPHOLSTERED STOOL WITH MEDIUM BACK AND ARCHED CHROME BASE

ORDERING INFORMATION

To Order Please Specify:

- | | |
|-----------------|--------------------------|
| 1) Series Name | 4) Fabric Grade & Number |
| 2) Model Number | 5) Optional Items |
| 3) Quantity | |

LIBRA SWIVEL GENERAL SPECIFICATIONS

Upholstery

Seat is upholstered over 4" high density foam in choice of vinyl, fabric, leather, crypton or COM.

Features

Stools have gas cylinders with pneumatic height adjustment. Standard Five-star base consists of impact resistant plastic. Arched 5-Star base is fully welded with polished chrome finish. High kit features either an 8" or 10" extended piston with adjustable chrome foot ring.

Tested for **350 lbs per seat.**

High Kit not available on Arched Base Models

Chair Control

For models with back:

- Pneumatic height adjustment.
- Spring back and height adjustment.
- Backrest adjusts in and out.

For backless models:

- Pneumatic height adjustment only.

COLORS / FINISHES

Base/Control Finish Colors:

- Standard base and control in black . Optional polished chrome base.
- Arched, fully welded base with polished chrome finish

OPTIONS

- CODE: FR - CA133 Fire Retardant per yard
- CODE: MB - Moisture Barrier
- CODE: GC - Black Glides for 5 star base
- CODE: HK - High Kit - Specify 8" or 10" piston (not available on arched base)
- CODE: 2FO - Two Fabric Option
- CODE: PCS - 5-Star Polished Chrome Base and Casters

LIBRA SWIVEL STOOLS
5-STAR BASE

DIMENSIONS	Stool	Stool with Demi Back	Stool with Medium Back
Seat Width:	16"	16"	16"
Seat Height (Black base)	18.5"-23.5"	18.5"-23.5"	18.5"-23.5"
Seat Height (Chrome base)	18.5"-21"	18.5"-21"	18.5"-21"
Back Height (Black base)	-	30"-35"	32"-37"
Back Height (Chrome base)	-	30"-32.5"	32"-34.5"
Overall Width:	27"	27"	27"
Qty./Wt. per carton:	1 ea./17 lbs.	1 ea./17 lbs.	1 ea./17 lbs.



DEMI BACK SWIVEL STOOL WITH OPTIONAL HIGH-KIT AND CHROME BASE



SWIVEL STOOL WITH MEDIUM BACK

MODEL / DESCRIPTION / LIST PRICING



1835 Swivel Stool on five-star base

COM Yardage: 0.75 Yd

COM	GR1	GR2	GR3	GR4	GR5	GR6	GR7	GR8	GR9	GR10	LEA
\$376	\$402	\$418	\$435	\$452	\$471	\$489	\$509	\$529	\$550	\$572	\$677



1835-D Swivel Stool on five-star base - **Demi Back**

COM Yardage: Total: 1.25 Yds / Seat: 0.75 Yd / Back: 0.5 Yd

COM	GR1	GR2	GR3	GR4	GR5	GR6	GR7	GR8	GR9	GR10	LEA
\$460	\$492	\$512	\$532	\$554	\$576	\$599	\$623	\$648	\$673	\$700	\$828



1835-M Swivel Stool on five-star base - **Medium Back**

COM Yardage: Total: 1.25 Yds / Seat: 0.75 Yd / Back: 0.5 Yd

COM	GR1	GR2	GR3	GR4	GR5	GR6	GR7	GR8	GR9	GR10	LEA
\$491	\$526	\$547	\$569	\$591	\$615	\$640	\$665	\$692	\$720	\$748	\$885

NOTE: HIGH-KIT SEAT HEIGHT RANGES:
8-INCH PISTON: 23" - 30"
10-INCH PISTON: 24" - 33"

AVAILABLE FOR BLACK OR CHROME



UPHOLSTERED STOOL WITH OPTIONAL HIGH KIT

OPTIONS

Add upcharge to list price and code to model number

FR	CA 133 Fire Retardant - per yd.	\$90/yd.	GC	Black Glides for 5 star base	\$28
MB	Moisture Barrier - per seat	\$68	HK	High Kit - Specify 8" or 10" piston	\$105
2FO	Two Fabric Option	\$98	PCS	Polished Chrome Aluminum Base and Casters	\$90

DIMENSIONS	Arched base Stool	Arched Base Demi Back	Arched Base Medium Back
Seat Width:	16"	16"	16"
Seat Height:	18.5"-21.5"	18.5"-21.5"	18.5"-21.5"
Overall Height:	18.5"-21.5"	32.5"-35.5"	34.5"-37.5"
Overall Width:	27"	27"	27"
Qty./Wt. per carton:	1 ea./17 lbs.	1 ea./17 lbs.	1 ea./17 lbs.



MEDIUM BACK SWIVEL STOOL
ARCHED CHROME BASE



SWIVEL STOOL WITH
ARCHED CHROME BASE

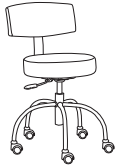
MODEL / DESCRIPTION / LIST PRICING



1834 Swivel Stool on arched five-star base

COM Yardage: 0.75 Yd

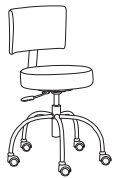
COM	GR1	GR2	GR3	GR4	GR5	GR6	GR7	GR8	GR9	GR10	LEA
\$399	\$427	\$444	\$462	\$480	\$499	\$519	\$540	\$562	\$584	\$608	\$718



1834-D Swivel Stool on arched five-star base - **Demi Back**

COM Yardage: Total: 1.25 Yds / Seat: 0.75 Yd / Back: 0.5 Yd

COM	GR1	GR2	GR3	GR4	GR5	GR6	GR7	GR8	GR9	GR10	LEA
\$486	\$520	\$541	\$562	\$585	\$608	\$633	\$658	\$684	\$712	\$740	\$875



1834-M Swivel Stool on arched five-star base - **Medium Back**

COM Yardage: Total: 1.25 Yds / Seat: 0.75 Yd / Back: 0.5 Yd

COM	GR1	GR2	GR3	GR4	GR5	GR6	GR7	GR8	GR9	GR10	LEA
\$518	\$554	\$576	\$599	\$623	\$648	\$674	\$701	\$729	\$759	\$789	\$932

OPTIONS

Add upcharge to list price and code to model number

FR	CA 133 Fire Retardant - per yd.	\$90/yd.	2FO	Two Fabric Option	\$98
MB	Moisture Barrier - per seat	\$68	GC	Black Glides for 5 star base	\$28

AVAILABLE SEPT. 2017



LOTUS TABLE OF CONTENTS

Lotus Specifications 2-3

Lotus Standards & Options 4

Lotus Metal Legs..... 5

Lotus Sled Base..... 6

Lotus Wood Legs..... 7

Lotus 4-Star Plane Swivel Base..... 8

Lotus 4-Star Plane Swivel Base..... 9

Lotus 5-Star Swivel on Casters..... 10

Lotus Chair Views..... 11

LOTUS

The Lotus combines modern visual styling with the comfort of a lounge chair. Its bucket-style seat makes for a great design and sleek guest chair. It has generous dimensions, versatility and comfort and features a very strong single polypropylene shell available in several designer colors. Lotus also offers upholstered seat and back inserts and five distinct bases to fit any application. Available in models with metal legs, sled base, wood legs, 4-star swivel and 5-star swivel base with casters. The Lotus will look great in any office, reception area or lounge atmosphere.



4-STAR PLANE SWIVEL



4 LEG



SLED BASE



WOOD LEGS FULLY UPHOLSTERED



5-STAR SWIVEL BASE

ORDERING INFORMATION

To Order Please Specify:

- | | |
|-----------------|-------------------------------|
| 1) Series Name | 4) Optional Powder Coat Color |
| 2) Model Number | 5) Fabric Grade and Number |
| 3) Quantity | 6) Optional Items |

LOTUS GENERAL SPECIFICATIONS

Base Details

- **4-Legs:** Frame is fully welded. 3/4" diameter 14-gauge steel tubing with adjustable steel glides installed. 4-leg models stack 4 high.
- **4-Star Plane Swivel Base:** In polished cast aluminum, base has tapered ends and round corners with fixed plastic glides installed and glued floor felts.
Base is also available in black wrinkle finish.
- **Wood Legs:** Solid rectangular leg in hardwood beech, tapered style. Size of taper legs is 1-1/2" to 2" diameter with strong tongue and groove construction.
- **Sled Base:** Chair frames are made of .50" diameter, 14 gauge tubing with hand brazed welds.

- **5-Star Swivel on Casters:** Cast polished aluminum base with 5 black casters installed.
High chair kit consists of an 8" or 10" extended piston (adjustable up and down) with an adjustable chrome foot ring.

Chair function

- Swivel 360°

Chair Control

- Regular Swivel Chair – 16-3/4" – 22"
- Swivel
- Tilt & Lock
- Pneumatic Height Adjustment
- Tension Adjustment

POLY SHELL COLORS

- | | |
|----------------|--------------|
| • Marsala | • Beige |
| • Black | • Azure Blue |
| • Heather Gray | • Navy Blue |
| • White | |



MARSALA

BLACK

HEATHER GRAY

WHITE

BEIGE

AZURE BLUE

NAVY BLUE

STANDARD BASE FINISHES

- 4-star plane swivel - Black or Polished Chrome
- 4 legs - polished chrome
- Wood legs - all standard stained colors

- 5-star swivel in polished chrome with black casters
- Sled Base - polished chrome

OPTIONS

- CODE: FR - CA133 Fire Retardant.
- CODE: MB - Moisture Barrier
- CODE: SF - Powder Coat Color Finish
- CODE: CAS-C: Chrome Casters for 5-star swivel base
- CODE: HK - High Chair Kit - Specify 8" or 10" piston

BASE FINISHES

Powder Coat colors available with upcharge

- 4 Leg Metal Frame
- Sled Base

CAST ALUMINUM 4-STAR PLANE SWIVEL BASE DETAIL



POLISHED CHROME FINISH



BLACK WRINKLE FINISH



STACKS 4 HIGH

DIMENSIONS	4-Leg Chair
Inside Width:	19.5"
Seat Height:	16.5"
Arm Height:	28"
Overall Depth:	22.5"
Overall Width:	23"
Overall Height:	29.5"
Qty./Wt. per carton:	1 ea./32 lbs.



4 LEG CHAIR

MODEL / DESCRIPTION / LIST PRICING



7485 4 Legs in Polished Chrome

Chair
\$338



7485-S 4 Legs with Seat Insert in Polished Chrome

COM Yardage: .75 Yards

COM	GR1	GR2	GR3	GR4	GR5	GR6	GR7	GR8	GR9	GR10	LEA
\$448	\$479	\$499	\$518	\$539	\$561	\$583	\$607	\$631	\$656	\$682	\$806



7485-SI 4 Legs with Seat and Back Insert in Polished Chrome

COM Yardage: .75 Yards

COM	GR1	GR2	GR3	GR4	GR5	GR6	GR7	GR8	GR9	GR10	LEA
\$513	\$549	\$571	\$594	\$617	\$642	\$668	\$695	\$722	\$751	\$781	\$923



7485-U 4 Legs in Polished Chrome - Fully Upholstered

COM Yardage: 2.5 Yards

COM	GR1	GR2	GR3	GR4	GR5	GR6	GR7	GR8	GR9	GR10	LEA
\$659	\$705	\$733	\$763	\$793	\$825	\$858	\$892	\$928	\$965	\$1004	\$1186

OPTIONS

Add upcharge to list price and code to model number

FR	CA133 Fire Retardant per yard	\$90/yd.
MB	Moisture Barrier - Per Seat	\$68

SF	Powder Coat Color Finish - 4-Leg Chair	\$38
----	--	------

DIMENSIONS	Sled Base
Inside Width:	19.5"
Seat Height:	17.5"
Arm Height:	29"
Overall Depth:	22.5"
Overall Width:	23"
Overall Height:	30.5"
Qty./Wt. per carton:	1 ea./32 lbs.



SLED BASE WITH UPHOLSTERED SEAT AND BACK INSERT

MODEL / DESCRIPTION / LIST PRICING



7487 Sled Base in Polished Chrome

Chair
\$350



7487-S Sled Base with Seat Insert in Polished Chrome

COM Yardage: .75 Yards

COM	GR1	GR2	GR3	GR4	GR5	GR6	GR7	GR8	GR9	GR10	LEA
\$460	\$492	\$512	\$532	\$554	\$576	\$599	\$623	\$648	\$674	\$701	\$828



7487-SI Sled Base with Seat and Back Insert in Polished Chrome

COM Yardage: .75 Yards

COM	GR1	GR2	GR3	GR4	GR5	GR6	GR7	GR8	GR9	GR10	LEA
\$525	\$562	\$584	\$608	\$632	\$657	\$683	\$711	\$739	\$769	\$800	\$945



7487-U Sled Base in Polished Chrome - Fully Upholstered

COM Yardage: 2.5 Yards

COM	GR1	GR2	GR3	GR4	GR5	GR6	GR7	GR8	GR9	GR10	LEA
\$669	\$716	\$744	\$774	\$805	\$837	\$871	\$906	\$942	\$980	\$1019	\$1204

OPTIONS

Add upcharge to list price and code to model number

FR	CA133 Fire Retardant per yard	\$90/yd.
MB	Moisture Barrier - Per Seat	\$68

SF	Powder Coat Color Finish - Sled Base Chair	\$38
----	--	------

DIMENSIONS	Plane 4-Star
Inside Width:	19.5"
Seat Height:	18"
Arm Height:	29"
Overall Depth:	22.5"
Overall Width:	23"
Overall Height:	30.5"
Qty./Wt. per carton:	1 ea./32 lbs.



4-STAR PLANE SWIVEL IN CHROME

MODEL / DESCRIPTION / LIST PRICING



7491 4-Star Plane Swivel in Polished Chrome

Chair
\$540



7491-S 4-Star Plane Swivel with Seat Insert in Polished Chrome

COM Yardage: .75 Yards

COM	GR1	GR2	GR3	GR4	GR5	GR6	GR7	GR8	GR9	GR10	LEA
\$650	\$696	\$723	\$752	\$782	\$814	\$846	\$880	\$915	\$952	\$990	\$1170



7491-SI 4-Star Plane Swivel with Seat and Back Insert in Polished Chrome

COM Yardage: .75 Yards

COM	GR1	GR2	GR3	GR4	GR5	GR6	GR7	GR8	GR9	GR10	LEA
\$715	\$765	\$796	\$827	\$861	\$895	\$931	\$968	\$1007	\$1047	\$1089	\$1287



7491-U 4-Star Plane Swivel in Polished Chrome - Fully Upholstered

COM Yardage: 2.5 Yards

COM	GR1	GR2	GR3	GR4	GR5	GR6	GR7	GR8	GR9	GR10	LEA
\$859	\$919	\$956	\$994	\$1034	\$1075	\$1118	\$1163	\$1210	\$1258	\$1308	\$1546

OPTIONS

Add upcharge to list price and code to model number

FR	CA133 Fire Retardant per yard	\$90/yd.	MB	Moisture Barrier - Per Seat	\$68
----	-------------------------------	----------	----	-----------------------------	------

DIMENSIONS	Plane 4-Star
Inside Width:	19.5"
Seat Height:	18"
Arm Height:	29"
Overall Depth:	22.5"
Overall Width:	23"
Overall Height:	30.5"
Qty./Wt. per carton:	1 ea./32 lbs.



4-STAR PLANE SWIVEL
BLACK BASE FINISH

MODEL / DESCRIPTION / LIST PRICING



7492 4-Star Plane Black Swivel

Chair
\$578



7492-S 4-Star Plane Black Swivel with Seat Insert

COM Yardage: .75 Yards

COM	GR1	GR2	GR3	GR4	GR5	GR6	GR7	GR8	GR9	GR10	LEA
\$688	\$736	\$766	\$796	\$828	\$861	\$896	\$931	\$969	\$1007	\$1048	\$1238



7492-SI 4-Star Plane Black Swivel with Seat and Back Insert

COM Yardage: .75 Yards

COM	GR1	GR2	GR3	GR4	GR5	GR6	GR7	GR8	GR9	GR10	LEA
\$753	\$806	\$838	\$871	\$906	\$943	\$980	\$1019	\$1060	\$1103	\$1147	\$1355



7492-U 4-Star Plane Black Swivel - Fully Upholstered

COM Yardage: 2.5 Yards

COM	GR1	GR2	GR3	GR4	GR5	GR6	GR7	GR8	GR9	GR10	LEA
\$899	\$962	\$1000	\$1040	\$1082	\$1125	\$1170	\$1217	\$1266	\$1316	\$1369	\$1618

OPTIONS

Add upcharge to list price and code to model number

FR	CA133 Fire Retardant per yard	\$90/yd.	MB	Moisture Barrier - Per Seat	\$68
----	-------------------------------	----------	----	-----------------------------	------

DIMENSIONS	Wood Legs
Inside Width:	19.5"
Seat Height:	17.25"
Arm Height:	29"
Overall Depth:	22.5"
Overall Width:	23"
Overall Height:	30"
Qty./Wt. per carton:	1 ea./32 lbs.



WOOD LEGS WITH
UPHOLSTERED SEAT INSERT

MODEL / DESCRIPTION / LIST PRICING



7489 4 Wood Legs

Chair
\$556



7489-S 4 Wood Legs with Seat Insert

COM Yardage: .75 Yards

COM	GR1	GR2	GR3	GR4	GR5	GR6	GR7	GR8	GR9	GR10	LEA
\$665	\$712	\$740	\$770	\$800	\$832	\$866	\$900	\$936	\$974	\$1013	\$1197



7489-SI 4 Wood Legs with Seat and Back Insert

COM Yardage: .75 Yards

COM	GR1	GR2	GR3	GR4	GR5	GR6	GR7	GR8	GR9	GR10	LEA
\$731	\$782	\$813	\$846	\$880	\$915	\$952	\$990	\$1029	\$1070	\$1113	\$1316



7489-U 4 Wood Legs - Fully Upholstered

COM Yardage: 2.5 Yards

COM	GR1	GR2	GR3	GR4	GR5	GR6	GR7	GR8	GR9	GR10	LEA
\$876	\$937	\$975	\$1014	\$1054	\$1097	\$1140	\$1186	\$1233	\$1283	\$1334	\$1577

OPTIONS

Add upcharge to list price and code to model number

FR	CA133 Fire Retardant per yard	\$90/yd.	MB	Moisture Barrier - Per Seat	\$68
----	-------------------------------	----------	----	-----------------------------	------

DIMENSIONS	5-Star Casters
Inside Width:	19.5"
Seat Height:	16.75"-21.75"
Arm Height:	28.75"-33.75"
Overall Depth:	22.5"
Overall Width:	23"
Overall Height:	29.75"-34.75"
Qty./Wt. per carton:	1 ea./32 lbs.



5-STAR SWIVEL WITH CASTERS



5-STAR SWIVEL WITH CASTERS
HIGH KIT

MODEL / DESCRIPTION / LIST PRICING



7493 5-Star Swivel with Casters

Chair
\$478



7493-S 5-Star Swivel with Casters and Seat Insert

COM Yardage: .75 Yards

COM	GR1	GR2	GR3	GR4	GR5	GR6	GR7	GR8	GR9	GR10	LEA
\$588	\$629	\$654	\$680	\$708	\$736	\$765	\$796	\$828	\$861	\$895	\$1058



7493-SI 5-Star Swivel with Casters and Seat and Back Insert

COM Yardage: .75 Yards

COM	GR1	GR2	GR3	GR4	GR5	GR6	GR7	GR8	GR9	GR10	LEA
\$653	\$699	\$727	\$756	\$786	\$817	\$850	\$884	\$919	\$956	\$994	\$1175



7493-U 5-Star Swivel with Casters - Fully Upholstered

COM Yardage: 2.5 Yards

COM	GR1	GR2	GR3	GR4	GR5	GR6	GR7	GR8	GR9	GR10	LEA
\$799	\$855	\$889	\$925	\$962	\$1000	\$1040	\$1082	\$1125	\$1170	\$1217	\$1438

OPTIONS

Add upcharge to list price and code to model number

FR	CA133 Fire Retardant per yard	\$90/yd.
MB	Moisture Barrier - Per Seat	\$68

HK	High Chair Kit - Specify 8" or 10" piston	\$105
----	---	-------



FRONT VIEW

CLEAN OUT



FRONT ANGLED VIEW



PROFILE VIEW



REAR VIEW

LPS - Laminate Plywood Seating

ERG offers you a choice of many high pressure laminates such as Formica, Nevamar and Wilsonart. Select from hundreds of colors and designs. Durable and very easy to maintain - LPS is ideal for café, dining and all public areas.

DEKKO STOOL & FLATCUT/KRYSTALCAST®




LPS
(LAMINATE PLYWOOD SEATING)

One or Two laminate choices per chair.
15 chair minimum quantity

Dekko stool

Flatcut bar-height table with
Krystalcast® top

MYLO CHAIR & FLATCUT/MULTI-PLY EXPOSED



multi-ply exposed edge

Mylo chair

Flatcut table with multi-ply top

Call ERG Customer
Service for a quote
1-800-446-1186



CAFÉ TABLE WITH KRystalCAST® TOP



BAR HEIGHT TABLE

ORDERING INFORMATION

- | | |
|----------------------------|-------------------------------|
| 1) Series Name | 6) Laminate Selection and No. |
| 2) Model Number | 7) Edge Style Code and Color |
| 3) Size | 8) Wood Species |
| 4) Quantity | 9) Wood Stain Color |
| 5) Powder Coat Frame Color | 10) Optional Items |

LUNA CAFÉ BASE SPECIFICATIONS

Luna X Base

Table Height	Table height is 29" to 30" depending on table top specified. Bar Height table is 42".
Column	3" diameter 14 gauge steel tubing welded to base and top plate.
Base	1.5" diameter 14 gauge steel tubing – 22", 26", 32" or 38" X-base spreads.
Plate	10" x 10" square • 12" X 12" square 14" X 14" square
Glides	Adjustable zinc rubber cushion glides
Assembly	Top plate is welded to the vertical column and the vertical column is welded to the horizontal base. No tie rod assembly. Base mounts to tabletop with ¼-20 x 1" machine screws into metal inserts in top.
Finish	Choice of standard powder coat colors – See "Color Selections" brochure.

Flip-Top Mechanism

Durable all-steel construction with a spring-loaded release handle and a safety catch to maintain flipped-up position.

TABLE TOP SPECIFICATIONS

Table Tops

Table top core is CARB Phase I & Phase II Compliant. Laminate, wood veneer and phenolic backing are glued with water based adhesives.

FINISHES

Laminate/Veneer Selections


ERG offers over 1000 standard laminate choices from Nevamar, Wilsonart, Formica and Pionite. Wood veneer is available in transparent stain colors - custom stain matching available.

Edge Selections:

ERG offers a wide variety of table top edge materials including PVC, wood, aluminum and resin/urethane.
Special Edge Note: When ganging or butting tables together, ERG recommends using 3MM flat edge or flat wood edge. Square tables using PVC T-edge will have a 2" radius on all corners. Table Bases and Legs.

OPTIONS

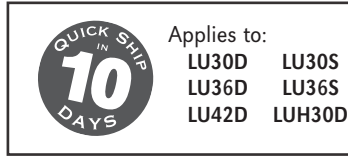
- CODE: FLIP-X - Flip Top per X-base
- CODE: FLIP-T - Flip Top for two T-legs
- CODE: SB - Stretcher bar for tables under 72"
- CODE: RP - Painted Foot-ring for bar height
- CODE: STH - Special Table Height (any table height other than 29" or bar height)
- CODE: ULW - Ultra-lightweight table top
- CODE: CAS - Mobile Casters per table
- CODE: GD - Ganging
- CODE: RAD - Radius Corners for 3MM Edge
- CODE: FTBH – Flip top support bar for rectangular bar height tables.
(Maximum table top size 30x72)



GLIDE DETAIL



CASTER DETAIL



MODEL / DESCRIPTION / LIST PRICING

LUNA | CAFÉ | ROUND



Model Number	Table Top Size	Shpg. Wght.	Base Spread	LAMINATE TOP ASSORTED EDGES									VENEER TOP	
				GRP 1	GRP 2	GRP 3	GRP 4	GRP 5	GRP 6	GRP 7	GRP 8	GRP 9		
LU24D	24" Dia.	32	22"- X	\$533	\$544	\$613	\$675	\$796	\$897	\$1017	\$1408	\$1599		
LU30D	30" Dia.	43	26"- X	\$603	\$617	\$710	\$791	\$950	\$1085	\$1244	\$1637	\$1809		
LU36D	36" Dia.	53	32"- X	\$712	\$729	\$842	\$938	\$1132	\$1294	\$1487	\$1941	\$2137		
LU42D	42" Dia.	72	32"- X	\$835	\$855	\$1003	\$1128	\$1382	\$1591	\$1844	\$2323	\$2504		
LU48D	48" Dia.	86	38"- X	\$951	\$978	\$1155	\$1308	\$1614	\$1868	\$2175	\$2684	\$2858		

LUNA | CAFÉ | SQUARE



Model Number	Table Top Size	Shpg. Wght.	Base Spread	LAMINATE TOP ASSORTED EDGES									VENEER TOP	
				GRP 1	GRP 2	GRP 3	GRP 4	GRP 5	GRP 6	GRP 7	GRP 8	GRP 9		
LU24S	24" Sq.	40	22"- X	\$502	\$512	\$585	\$649	\$774	\$878	\$1004	\$1347	\$1506		
LU2430S	24x30 Sq.	49	22"- X	\$538	\$549	\$635	\$709	\$855	\$978	\$1124	\$1467	\$1613		
LU30S	30" Sq.	54	26"- X	\$579	\$593	\$686	\$767	\$926	\$1061	\$1220	\$1584	\$1739		
LU36S	36" Sq.	67	32"- X	\$717	\$734	\$851	\$950	\$1150	\$1316	\$1516	\$1964	\$2151		
LU42S	42" Sq.	90	38"- X	\$867	\$889	\$1036	\$1162	\$1414	\$1625	\$1877	\$2397	\$2603		

LUNA | CAFÉ | RECTANGLE



Model Number	Table Top Size	Shpg. Wght.	Base Spread	LAMINATE TOP ASSORTED EDGES									VENEER TOP	
				GRP 1	GRP 2	GRP 3	GRP 4	GRP 5	GRP 6	GRP 7	GRP 8	GRP 9		
LU2448	24x48 Sq.	70	2-22"	\$627	\$644	\$753	\$847	\$1036	\$1194	\$1383	\$1745	\$1883		
LU2460	24x60 Sq.	79	2-22"	\$664	\$681	\$804	\$910	\$1121	\$1298	\$1509	\$1869	\$1995		
LU3048	30x48 Sq.	79	2-22"	\$668	\$686	\$812	\$918	\$1131	\$1309	\$1524	\$1884	\$2009		
LU3060	30x60 Sq.	90	2-22"	\$713	\$734	\$874	\$994	\$1235	\$1436	\$1676	\$2036	\$2144		

LUNA | CAFÉ | BAR HEIGHT



Model Number	Table Top Size	Shpg. Wght.	Base Spread	LAMINATE TOP ASSORTED EDGES									VENEER TOP	
				GRP 1	GRP 2	GRP 3	GRP 4	GRP 5	GRP 6	GRP 7	GRP 8	GRP 9		
LUH24D	24" Dia.	40	22"- X	\$744	\$755	\$825	\$885	\$1007	\$1109	\$1230	\$1873	\$2228		
LUH30D	30" Dia.	94	26"- X	\$804	\$818	\$911	\$991	\$1152	\$1285	\$1446	\$2081	\$2411		
LUH36D	36" Dia.	63	32"- X	\$904	\$921	\$1034	\$1130	\$1325	\$1486	\$1680	\$2366	\$2709		
LUH36S	36" Sq.	67	32"- X	\$938	\$954	\$1071	\$1171	\$1370	\$1537	\$1737	\$2450	\$2811		

Note: FTBH option is required with STH option when ordering rectangle flip-top tables over 29" table height.

OPTIONS

Add upcharge to list price and code to model number

FLIP-X	Flip-Top per X-base	\$125
FLIP-T	Flip-Top for two T-legs	\$358
SB	Stretcher Bar for tables under 72"	\$80
STH	Special Table Height (other than 29") per base	\$150
ULW	Ultra-lightweight table top	\$190

RP	Painted Foot-ring for Bar Height	\$110
CAS	Mobile Casters per table	\$98
GD	Ganging per table	\$95
RAD	Radius Corners for 3MM Edge	\$200 per table
FTBH	All t-base bar height tables with flip top	\$300



ORDERING INFORMATION

- | | |
|----------------------------|-------------------------------|
| 1) Series Name | 6) Laminate Selection and No. |
| 2) Model Number | 7) Edge Style Code and Color |
| 3) Size | 8) Wood Species |
| 4) Quantity | 9) Wood Stain Color |
| 5) Powder Coat Frame Color | 10) Optional Items |

LUNA TRAINING BASE SPECIFICATIONS

Luna T Base

- Table Height** Table height is 29" to 30" depending on table top specified.
- Column** 2" diameter 14 gauge steel tubing welded to base and top plate.
- Base** 1.5" diameter 14 gauge steel tubing – 16", 22" and 26" spreads
- Plate** 8" x 8" square 12 gauge stamped steel
5" x 5" or 2" x 4" 12 gauge stamped steel (Flip-Top or Folding)
- Glides** Adjustable zinc rubber cushion steel glides
- Assembly** Top plate is welded to the vertical column and the vertical column is welded to the horizontal base plate. No tie rod assembly. Base mounts to tabletop with ¼-20 x 1" machine screws into metal inserts in top. Stretcher steel bars are used on tops 72" and longer.
- Finish** Choice of standard powder coat colors – See "Color Selections" brochure

Flip-Top Mechanism

Aluminum die-cast top plate and aluminum housing with single handle cable release.

Folding Mechanism

Nylon injection molded housing, cast aluminum pivot and metal locking slider. Rigid, taper locking design is activated by single lever that also locks in folded position.

TABLE TOP SPECIFICATIONS

Table Tops

Table top core is CARB Phase I & Phase II Compliant. Laminate, wood veneer and phenolic backing are glued with water based adhesives.

Ultra-Lightweight Table Tops

Ultra-lightweight tables have an exceptionally strong manufactured MDF top made from 100% recovered and recycled wood fiber with at least 25% post-industrial recycled fiber; the balance consisting of recovered waste fiber. Ultra-light tables are 18% lighter than standard tables.



GLIDE DETAIL



CASTER DETAIL



FLIP-TOP DETAIL



STATIONARY T BASE

FINISHES

Laminate/Veneer Selections

ERG offers over 1000 standard laminate choices from Nevamar, Wilsonart, Formica and Pionite. Wood veneer is available in transparent stain colors - custom stain matching available.

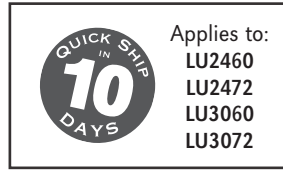
Edge Selections:

ERG offers a wide variety of table top edge materials including PVC, wood, aluminum and resin/urethane. Special Edge Note: When ganging or butting tables together, ERG recommends using 3MM flat edge or flat wood edge. Square tables using PVC T-edge will have a 2" radius on all corners. Table Bases and Legs.

OPTIONS

- CODE: FLIP-T - Flip-Top for two T-legs
- CODE: SB - Stretcher bar for tables under 72"
- CODE: FOLD - Lightweight Folding Leg Mechanism per table
- CODE: STH - Special Table Height (any table height other than 29")
- CODE: ULW - Ultra-lightweight table top
- CODE: CRT - Racetrack table top
- CODE: COT - Oval table top
- CODE: CBT - Boat table top
- CODE: CAS3 - 3" Mobile Casters
- CODE: GD - Ganging per table
- CODE: RAD - Radius Corners for 3MM Edge
- CODE: FTBH – Flip top support bar for rectangular bar height tables. (Maximum table top size 30x72)
- TABLE ACCESSORIES – Modesty Panels, Bridges, Grommets, Wire Management, Power & Communication Options, Table Dollies – see appropriate section in price list

Note: When ordering modesty panel, table and panel must have 3MM edge.



MODEL / DESCRIPTION / LIST PRICING

LUNA | RECTANGLE



Model Number	Table Top Size	Shpg. Wght.	Base Spread	LAMINATE TOP ASSORTED EDGES									VENEER TOP	
				GRP 1	GRP 2	GRP 3	GRP 4	GRP 5	GRP 6	GRP 7	GRP 8	GRP 9		
LU1836	18 X 36	54	2-16T	\$497	\$506	\$580	\$642	\$768	\$872	\$998	\$1334	\$1488		
LU1848	18 X 48	61	2-16T	\$523	\$535	\$618	\$688	\$830	\$949	\$1088	\$1425	\$1569		
LU1860	18 X 60	68	2-16T	\$551	\$563	\$656	\$734	\$892	\$1024	\$1181	\$1515	\$1652		
LU1872	18 X 72	75	2-16T	\$688	\$702	\$804	\$891	\$1064	\$1211	\$1385	\$1850	\$2063		
LU1884	18 X 84	81	2-16T	\$732	\$750	\$868	\$968	\$1169	\$1335	\$1536	\$2001	\$2199		
LU1896	18 X 96	88	2-16T	\$759	\$777	\$904	\$1012	\$1231	\$1411	\$1628	\$2091	\$2280		
LU2436	24 X 36	61	2-22T	\$543	\$556	\$645	\$721	\$874	\$1002	\$1156	\$1489	\$1628		
LU2448	24 X 48	70	2-22T	\$577	\$592	\$693	\$779	\$953	\$1098	\$1272	\$1605	\$1732		
LU2460	24 X 60	79	2-22T	\$611	\$627	\$740	\$837	\$1031	\$1194	\$1388	\$1719	\$1835		
LU2472	24 X 72	88	2-22T	\$755	\$774	\$900	\$1006	\$1222	\$1401	\$1616	\$2079	\$2268		
LU2484	24 X 84	97	2-22T	\$808	\$829	\$972	\$1096	\$1340	\$1547	\$1792	\$2253	\$2426		
LU2496	24 X 96	106	2-22T	\$843	\$864	\$1020	\$1154	\$1420	\$1641	\$1908	\$2368	\$2529		
LU3036	30 X 36	68	2-22T	\$574	\$587	\$688	\$774	\$946	\$1088	\$1260	\$1593	\$1722		
LU3048	30 X 48	79	2-22T	\$615	\$631	\$747	\$845	\$1041	\$1204	\$1402	\$1733	\$1848		
LU3060	30 X 60	90	2-22T	\$656	\$675	\$804	\$914	\$1136	\$1321	\$1542	\$1873	\$1972		
LU3072	30 X 72	102	2-22T	\$809	\$829	\$972	\$1097	\$1341	\$1547	\$1793	\$2255	\$2428		
LU3084	30 X 84	113	2-22T	\$868	\$891	\$1056	\$1197	\$1478	\$1713	\$1995	\$2454	\$2606		
LU3096	30 X 96	124	2-22T	\$909	\$934	\$1113	\$1267	\$1573	\$1830	\$2136	\$2593	\$2731		
LU3648	36 X 48	88	2-26T	\$661	\$681	\$811	\$925	\$1150	\$1336	\$1561	\$1891	\$1989		
LU3660	36 X 60	102	2-26T	\$710	\$731	\$880	\$1006	\$1260	\$1473	\$1726	\$2054	\$2136		
LU3672	36 X 72	115	2-26T	\$870	\$893	\$1059	\$1200	\$1483	\$1719	\$2003	\$2460	\$2612		
LU3684	36 X 84	129	2-26T	\$936	\$962	\$1152	\$1313	\$1636	\$1905	\$2227	\$2684	\$2813		
LU3696	36 X 96	142	2-26T	\$984	\$1013	\$1220	\$1396	\$1747	\$2041	\$2393	\$2846	\$2960		

Note: FTBH option is required with STH option when ordering rectangle flip-top tables over 29" table height.

OPTIONS

Add upcharge to list price and code to model number

FLIPT	Flip-Top for two t-legs	\$358
SB	Stretcher Bar for tables under 72"	\$80
FOLD	Lightweight Folding Leg Mechanism per table	\$298
STH	Special Table Height (other than 29")	\$150 per leg
ULW	Ultra-lightweight table top	\$190
CRT	Racetrack table top	add 20%

COT	Oval table top	add 20%
CBT	Boat table top	add 25%
CAS3	3" Mobile Casters (2 Casters per leg)	\$25 each
GD	Ganging per table	\$95
RAD	Radius Corners for 3MM Edge	\$200 per table
FTBH	All t-base bar height tables with flip top	\$300

MODEL / DESCRIPTION / LIST PRICING

LUNA | TRAPEZOID

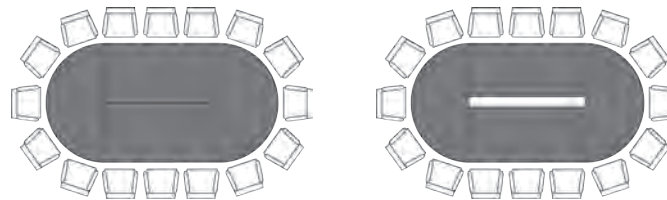


Model Number	Table Top Size	Shpg. Wght.	Base Spread	LAMINATE TOP ASSORTED EDGES							VENEER TOP	
				GRP 1	GRP 2	GRP 3	GRP 4	GRP 5	GRP 6	GRP 7	GRP 8	GRP 9
LT2448	24 x 48	70	2-22T	\$757	\$779	\$935	\$1068	\$1335	\$1557	\$1824	\$2181	\$2274
LT2460	24 x 60	79	2-22T	\$838	\$864	\$1047	\$1204	\$1520	\$1782	\$2097	\$2451	\$2518
LT3060	30 x 60	90	2-26T	\$879	\$907	\$1107	\$1277	\$1616	\$1901	\$2240	\$2592	\$2645
LT3672	36 x 72	115	2-26T	\$1104	\$1138	\$1372	\$1574	\$1976	\$2313	\$2715	\$3207	\$3320

LUNA | SECTIONAL | HALF ROUND



Model Number	Table Top Size	Shpg. Wght.	Base Spread	LAMINATE TOP ASSORTED EDGES							VENEER TOP	
				GRP 1	GRP 2	GRP 3	GRP 4	GRP 5	GRP 6	GRP 7	GRP 8	GRP 9
LHR2448	24 X 48	70	2-22T	\$873	\$900	\$1096	\$1263	\$1600	\$1880	\$2216	\$2568	\$2623
LHR3060	30 X 60	90	2-22T	\$951	\$983	\$1206	\$1399	\$1782	\$2102	\$2485	\$2834	\$2863
LHR3672	36 X 72	115	2-22T	\$1176	\$1213	\$1473	\$1697	\$2142	\$2515	\$2960	\$3449	\$3537



SAMPLE CONFIGURATIONS

Note: FTBH option is required with STH option when ordering rectangle flip-top tables over 29" table height.

OPTIONS

Add upcharge to list price and code to model number

FLIP-T	Flip-Top for two t-legs	\$358
SB	Stretcher Bar for tables under 72"	\$80
FOLD	Lightweight Folding Leg Mechanism per table	\$298
STH	Special Table Height (other than 29") per base	\$150
ULW	Ultra-lightweight table top	\$190
CRT	Racetrack table top	add 20%

COT	Oval table top	add 20%
CBT	Boat table top	add 25%
CAS3	3" Mobile Casters (2 Casters per leg)	\$25 each
GD	Ganging per table	\$95
FTBH	All t-base bar height tables with flip top	\$300
RAD	Radius Corners for 3MM Edge	\$200 per table



RECTANGLE CONFERENCE TABLE

ORDER INFORMATION

- | | |
|----------------------------|-------------------------------|
| 1) Series Name | 6) Laminate Selection and No. |
| 2) Model Number | 7) Edge Style Code and Color |
| 3) Size | 8) Wood Species |
| 4) Quantity | 9) Wood Stain Color |
| 5) Powder Coat Frame Color | 10) Optional Items |

LUNA CONFERENCE SPECIFICATIONS

Conference Base

- Table Height** Table height is 29" to 30" depending on table top specified.
- Columns** 2" diameter 14 gauge steel tubing welded to base and top plate.
- Base** 1.5" diameter 14 gauge steel tubing – 36" spread
- Plate** 12 gauge stamped steel
- Glides** Adjustable zinc rubber cushion steel glides
- Assembly** Top plate is welded to the vertical column and the vertical column is welded to the horizontal base plate. No tie rod assembly. Base mounts to tabletop with ¼-20 x 1" machine screws into metal inserts in top. Stretcher steel bars are used on tops 72" and longer.
- Finish** Choice of standard powder coat colors – See "Color Selections" brochure

Table Tops

Table top core is CARB Phase I & Phase II Compliant. Laminate, wood veneer and phenolic backing are glued with water based adhesives.

Edge Selections

ERG offers a wide variety of table top edge materials including PVC, wood and laminate.

FINISHES

Table Bases and Legs

Finished in your choice of standard powder coat colors. Finishes listed at beginning of price list. For colors refer to "Color Selections" brochure. For actual color samples, please call Customer Service.

Laminate/Veneer Selections

ERG offers over 1000 standard laminate choices from Nevamar, Wilsonart, Formica and Pionite. Wood veneer is available in transparent stain colors - custom stain matching available.

OPTIONS

- CODE: STH - Special Table Height (any table height other than 29")
- CODE: GD - Ganging per table
- CODE: SB - Stretcher bar for tables under 72"
- CODE: CRT - Racetrack table top
- CODE: COT - Oval table top
- CODE: CBT - Boat table top
- CODE: RAD - Radius Corners for 3MM Edge
- CODE: CAT - Almost Rectangle Table Top.
- TABLE ACCESSORIES – Modesty Panels, Bridges, Grommets, Wire Management, Power & Communication Options, Table Dollies – see appropriate section in price list

MODEL / DESCRIPTION / LIST PRICING

LUNA | CONFERENCE | RECTANGLE

	Model Number	Table Top Size	Shpg. Wght.	Base Spread	LAMINATE TOP ASSORTED EDGES							VENEER TOP	
					GRP 1	GRP 2	GRP 3	GRP 4	GRP 5	GRP 6	GRP 7	GRP 8	GRP 9
RECTANGLE	LC4272	42 X 72	129	2-36TT	\$1726	\$1767	\$2058	\$2307	\$2805	\$3222	\$3720	\$4761	\$5179
	LC4284	42 X 84	144	2-36TT	\$1808	\$1852	\$2163	\$2430	\$2963	\$3407	\$3940	\$5006	\$5424
	LC4296	42 X 96	160	2-36TT	\$1865	\$1912	\$2244	\$2528	\$3097	\$3570	\$4139	\$5203	\$5601
	LC4872	48 X 72	142	2-36TT	\$1774	\$1817	\$2124	\$2389	\$2916	\$3355	\$3882	\$4921	\$5323
	LC4884	48 X 84	160	2-36TT	\$2001	\$2049	\$2379	\$2662	\$3228	\$3701	\$4268	\$5498	\$6004
	LC4896	48 X 96	178	2-36TT	\$2067	\$2117	\$2471	\$2774	\$3380	\$3885	\$4491	\$5718	\$6204
	LC48108*	48 X 108	196	3-36TT	\$2224	\$2278	\$2654	\$2978	\$3623	\$4161	\$4806	\$6142	\$6676
	LC48120*	48 X 120	214	3-36TT	\$2291	\$2347	\$2747	\$3089	\$3774	\$4346	\$5030	\$6363	\$6875
	LC48144*	48 X 144	250	3-36TT	\$2745	\$2808	\$3253	\$3636	\$4400	\$5036	\$5800	\$7515	\$8234
	LC6096	60 X 96	214	2-36TT	\$2377	\$2434	\$2831	\$3172	\$3853	\$4421	\$5103	\$6546	\$7133
	LC60108*	60 X 108	237	3-36TT	\$2504	\$2564	\$2989	\$3354	\$4086	\$4693	\$5423	\$6919	\$7515
	LC60120*	60 X 120	259	3-36TT	\$2653	\$2719	\$3172	\$3562	\$4340	\$4988	\$5767	\$7342	\$7964
	LC60144*	60 X 144	304	3-36TT	\$3252	\$3326	\$3836	\$4274	\$5148	\$5879	\$6755	\$8849	\$9757

* Asterisk after model number indicates 2 piece tops with center seam for tables over 96" and longer

Note: Other sizes are available, please call ERG Customer Service.

OPTIONS

Add upcharge to list price and code to model number

GD	Ganging per table	\$95
SB	Stretcher Bar for tables under 72"	\$80
CRT	Racetrack table top	add 20%
COT	Eliptical table top	add 20%

CBT	Boat table top	add 25%
STH	Special Table Height - any height other than 29"	\$350
RAD	Radius Corners for 3MM Edge	\$200 per table
CAT	Almost Rectangle table top	add 25%

MALIBU BANQUETTE

The Malibu banquette offers the utmost in seating style and comfort. Malibu banquettes pair perfectly with any dining space and coordinate with our Malibu modular lounge.



60" BANQUETTE
TWO FABRIC OPTION



MALIBU 60" BACK-TO-BACK BANQUETTE
WITH TWO FABRIC OPTION

ORDERING INFORMATION

- | | |
|-----------------------------|-------------------------------|
| 1) Series Name | 5) Powder Coat Color for Legs |
| 2) Model Number | 6) Optional Items / Colors |
| 3) Quantity | |
| 4) Fabric Grade & Number(s) | |

SPECIFICATIONS

Frame

- Multi-ply hardwood
- Tongue and groove construction nailed and glued

Seat/Foam

- No-sag springs w/ helicoil attachment
- High resiliency foam construction throughout
- All foam bonded to frame

Legs

- Fabricated steel 8.5" tall legs are sand blasted prior to paint

COLORS / FINISHES

- Standard powder coat colors or optional polished chrome legs
- Optional wood legs available in standard wood stain colors


OPTIONS

- CODE: FR - CA133 Fire Retardant.
- CODE: MB -Moisture Barrier (up to 60" overall width).
- CODE: MB60 -Moisture Barrier (over 60" overall width).
- CODE: PC - Polished Chrome Legs.
- CODE: WOD - Solid Maple Wood Legs.
- CODE: 2FO - Two Fabric Option.
- CODE: GD - Ganging Brackets (Necessary when ganging two or more modules together).

Note: Factory installed power/data available, see accessories section for details and pricing.



OPTIONAL POLISHED CHROME LEGS



OPTIONAL WOOD LEGS



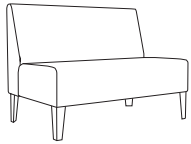
TWO FABRIC OPTION

DIMENSIONS	Straight Banquette
Seat Depth:	20"
Seat Height:	18"
Overall Depth:	27"
Overall Width:	48, 60, 72"
Overall Height:	33"
Qty./Wt.:	1 ea./150 lbs.



MALIBU 60" BANQUETTE

MODEL / DESCRIPTION / LIST PRICING



8500 48" Straight Banquette (4 legs) COM Yardage: Total: 6 Yds. / Back: 3.5 Yds. / Seat: 2.5 Yds.

COM	GR1	GR2	GR3	GR4	GR5	GR6	GR7	GR8	GR9	GR10	LEA
\$1944	\$2080	\$2163	\$2250	\$2340	\$2433	\$2531	\$2632	\$2737	\$2847	\$2960	\$3499

8502 60" Straight Banquette (4 legs) COM Yardage: Total: 7 Yds. / Back: 4 Yds. / Seat: 3 Yds.

COM	GR1	GR2	GR3	GR4	GR5	GR6	GR7	GR8	GR9	GR10	LEA
\$2384	\$2551	\$2652	\$2758	\$2869	\$2984	\$3103	\$3227	\$3356	\$3490	\$3630	\$4290

8504 72" Straight Banquette (6 legs) COM Yardage: Total: 8.5 Yds. / Back: 5 Yds. / Seat: 3.5 Yds.

COM	GR1	GR2	GR3	GR4	GR5	GR6	GR7	GR8	GR9	GR10	LEA
\$2861	\$3061	\$3184	\$3311	\$3443	\$3581	\$3724	\$3873	\$4028	\$4189	\$4357	\$5149

OPTIONS

Add upcharge to list price and code to model number

FR	CA133 Fire Retardant per yard	\$90/yd.
MB	Moisture Barrier - up to 60" width	\$125 per unit
MB60	Moisture Barrier - over 60" width	\$200 per unit
2FO	Two Fabric Option	\$98

GD	Ganging Brackets	\$52
PC	Polished Chrome Legs	\$35 per leg
WOD	Solid Maple Wood Legs	\$24 per leg

DIMENSIONS	Back-To-Back Banquette
Seat Depth:	20"
Seat Height:	18"
Overall Depth:	54"
Overall Width:	48, 60, 72"
Overall Height:	33"
Qty./Wt.:	1 ea./250 lbs.



MALIBU 72" BACK-TO-BACK BANQUETTE

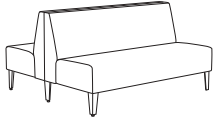
MODEL / DESCRIPTION / LIST PRICING



8500-B 48" Back-To-Back Banquette (6 legs)

COM Yardage: Total: 12 Yds. / Back: 7 Yds. / Seat: 5 Yds.

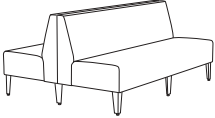
COM	GR1	GR2	GR3	GR4	GR5	GR6	GR7	GR8	GR9	GR10	LEA
\$4860	\$5200	\$5408	\$5625	\$5850	\$6083	\$6327	\$6580	\$6843	\$7117	\$7402	\$8748



8502-B 60" Back-To-Back Banquette (6 legs)

COM Yardage: Total: 14 Yds. / Back: 8 Yds. / Seat: 6 Yds.

COM	GR1	GR2	GR3	GR4	GR5	GR6	GR7	GR8	GR9	GR10	LEA
\$5960	\$6377	\$6632	\$6898	\$7173	\$7460	\$7759	\$8069	\$8392	\$8728	\$9077	\$10728



8504-B 72" Back-To-Back Banquette (8 legs)

COM Yardage: Total: 17 Yds. / Back: 10 Yds. / Seat: 7 Yds.

COM	GR1	GR2	GR3	GR4	GR5	GR6	GR7	GR8	GR9	GR10	LEA
\$7153	\$7654	\$7960	\$8278	\$8609	\$8954	\$9312	\$9684	\$10072	\$10475	\$10894	\$12875

Note: To order Back to Back banquettes with privacy panel, the order will consist of two single straight units and privacy panel. The overall depth of these combined units with panel is 55".



OPTIONS

Add upcharge to list price and code to model number

FR	CA133 Fire Retardant per yard	\$90/yd.
MB	Moisture Barrier - up to 60" width	\$125 per unit
MB60	Moisture Barrier - over 60" width	\$200 per unit
2FO	Two Fabric Option	\$98

GD	Ganging Brackets	\$52
PC	Polished Chrome Legs	\$35 per leg
WOD	Solid Maple Wood Legs	\$24 per leg

PRIVACY PANELS ONLY

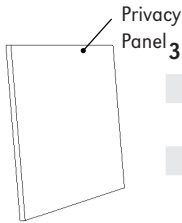
DIMENSIONS	48" Wide Privacy Panel	60" Wide Privacy Panel	72" Wide Privacy Panel
Panel Depth:	1"	1"	1"
Panel Width:	48"	60"	72"
Panel Height:	48"	48"	48"



1/2" THICK ACRYLIC
PRIVACY PANELS AVAILABLE

MALIBU BACK TO BACK BANQUETTE
WITH PRIVACY PANEL

MODEL / DESCRIPTION / LIST PRICING



360P 48" Wide Privacy Panel COM Yardage: Total: 3 Yds. (Please allow extra fabric for repeat design.)

COM	GR1	GR2	GR3	GR4	GR5	GR6	GR7	GR8	GR9	GR10	LEA
\$870	\$931	\$968	\$1007	\$1047	\$1089	\$1132	\$1177	\$1224	\$1274	\$1324	\$1565
LAMINATE			VENEER			ACRYLIC					
\$852			\$1676			CALL					

362P 60" Wide Privacy Panel COM Yardage: Total: 4 Yds. (Please allow extra fabric for repeat design.)

COM	GR1	GR2	GR3	GR4	GR5	GR6	GR7	GR8	GR9	GR10	LEA
\$1147	\$1228	\$1276	\$1328	\$1381	\$1436	\$1493	\$1553	\$1615	\$1680	\$1747	\$2065
LAMINATE			VENEER			ACRYLIC					
\$1114			\$2156			CALL					

365P 72" Wide Privacy Panel COM Yardage: Total: 5 Yds. (Please allow extra fabric for repeat design.)

COM	GR1	GR2	GR3	GR4	GR5	GR6	GR7	GR8	GR9	GR10	LEA
\$1405	\$1503	\$1563	\$1626	\$1691	\$1758	\$1828	\$1902	\$1978	\$2057	\$2138	\$2528
LAMINATE			VENEER			ACRYLIC					
\$1355			\$2531			CALL					

MALIBU MODULAR COLLECTION

The Malibu modular lounge series - where design meets comfort. Featuring a modern look for higher education or any public spaces that require long duration seating comfort with greater width and depth.



MALIBU SINGLE SEAT LOUNGE



CORNER UNIT LOUNGE



MALIBU 60° CURVE



MALIBU 30° CURVE

ORDERING INFORMATION

- | | |
|----------------------------|-------------------------------|
| 1) Series Name | 5) Powder Coat Color for legs |
| 2) Model Number | 6) Optional Items |
| 3) Quantity | |
| 4) Fabric Grade and Number | |

MALIBU MODULAR LOUNGE SPECIFICATIONS

Frame

Frame assembly is constructed of multi-ply hardwood, with tongue and groove construction. Seat foam is bonded to all sides of hardwood frame. Seat cushions are 4" graded, high resiliency (H.R.) block foam with seat back 3" H.R. foam, covered entirely with special bonded polyester fiber to protect final upholstery. No sag-springs are installed in seat & back along with interlocking helicoil springs to prevent sagging and provide additional lower back and seat support.

Upholstery

Malibu modular lounge is fully upholstered in your choice of fabric, vinyl, crypton, leather or Customers Own Material. ERG uses only water based glues and adhesives in all our upholstery process.

Legs

Tapered-triangular legs are formed and welded steel 8.5" tall. Legs are sandblasted prior to final powder coating in your choice of standard powder coat colors. Legs have a factory installed steel glide.

TABLET SHAPES

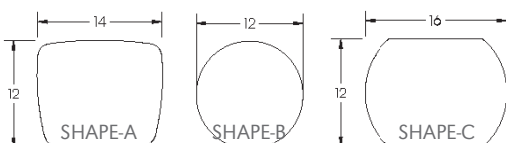
Choose from 3 Tablet Shapes::

Tablets for all modular series are available in 3 shapes, choose from the three shapes shown and specify; A, B or C and left or right (outside tablet) when ordering. Example: TABF-(A) Left - this would be a fixed shape A tablet on the left side (when seated).

Optional Solid Surface available.

Note:

- Tablet orders of 5 or less - choice of 3 standard laminate colors: Wilsonart Black 1595-60, Formica Brite White 459-58 or Nevamar Silver Alu Metalx MXT003.
- Tablet orders of 6 or more - any choice standard laminate colors.



COLORS / FINISHES

Legs

Standard powder coat colors or optional polished chrome available.

OPTIONS

- CODE: FR - CA133 Fire Retardant.
- CODE: MB - Moisture Barrier (up to 60" overall width).
- CODE: MB60 - Moisture Barrier (over 60" overall width).
- CODE: PC - Polished Chrome Legs.
- CODE: 2FO - Two Fabric Option. When seat and base are upholstered in 2 different fabrics of your choice.
- CODE: GD - Ganging Brackets (Necessary when ganging two or more modules together).
- CODE: CO - Clean Out (overall width up to 50")
- CODE: CO1 - Clean Out (overall width over 50")
- CODE: TABF-(_) - Fixed Laminate Tablet - outside of modular unit (round post, specify tablet shape A, B or C)
- CODE: TABFB-(_) - Fixed Laminate Tablet - between two modular units (blade post, specify tablet shape A, B or C)
- CODE: SST - Solid Surface Tablet Arm
- CODE: LAM5 - Non-standard laminate for 5 or less tablets see options for upcharge
- CODE: WOD - Wood Legs



UPHOLSTERED ARMS



TWO FABRICS



BLADE TABLET




POWER/DATA

MALIBU MODULAR CONFIGURATIONS ARE ENDLESS!

Customized to your own space.

Unlimited Choices

- Lounges
- Lounge Arms (straight, slope, quad)
- Straight Modules
- Inside Curve Modules
- Outside Curve Modules
- Corner Modules
(2 choices - curve or straight)
- Online Benches
- Online Benches w/ table
- Inside Curve Backless Modules
- Outside Curve Backless Modules
- Free Standing Benches
- Free Standing Benches w/ tables
- Upholstered Ottoman - Round
- Upholstered Ottoman - Square
- Occasional Tables
- Arm Choices
- Straight Privacy Panel Choices
(Inside & Outside Curve Privacy Panels)
- Custom Height Bar Shelving



TABLET SHAPES

Choose from 3 Tablet Shapes::

Tablets for all modular series are available in 3 shapes, choose from the three shapes shown and specify;

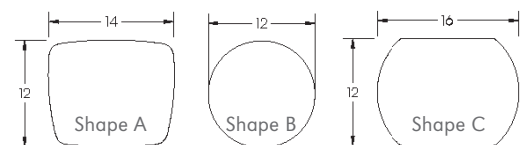
A, B or C and left or right (outside tablet) when ordering.

Example: TABF-(A) Left - this would be a fixed shape A tablet on the left side (when seated).

Optional Solid Surface available.

Note:

- Tablet orders of 5 or less - choice of 3 standard laminate colors:
Wilsonart Black 1595-60, Formica Brite White 459-58 or
Nevamar Silver Alu Metalx MXT003.
- Tablet orders of 6 or more - any choice standard laminate colors.



DIMENSIONS	22" Straight	30" Straight	44" Straight	66" Straight
Seat Depth:	20"	20"	20"	20"
Seat Height:	18"	18"	18"	18"
Overall Depth:	27"	27"	27"	27"
Overall Width:	22"	30"	44"	66"
Overall Height:	33"	33"	33"	33"
Qty./Wt.:	1 ea./57 lbs.	1 ea./112 lbs.	1 ea./145 lbs.	1 ea./155 lbs.



TWO 3912 UNITS AND
OPTIONAL BLADE TABLET

Note:

- Tablet orders of 5 or less - choice of 3 standard laminate colors: Wilsonart Black 1595-60, Formica Brite White 459-58 or Nevamar Silver Alu Metalx MXT003.
- Tablet orders of 6 or more - any choice standard laminate colors.

MODEL / DESCRIPTION / LIST PRICING



3912 22" Straight Module

COM Yardage: Total: 3.5 Yds. / Back: 2 Yds. / Seat: 1.5 Yds.


COM	GR1	GR2	GR3	GR4	GR5	GR6	GR7	GR8	GR9	GR10	LEA
\$1114	\$1192	\$1270	\$1360	\$1437	\$1527	\$1616	\$1706	\$1795	\$1884	\$1974	\$2102



3913 30" Straight Module

COM Yardage: Total: 4.5 Yds. / Back: 2 Yds. / Seat: 2.5 Yds.


COM	GR1	GR2	GR3	GR4	GR5	GR6	GR7	GR8	GR9	GR10	LEA
\$1288	\$1382	\$1482	\$1593	\$1692	\$1803	\$1914	\$2025	\$2136	\$2247	\$2380	\$2507



3914 44" Straight Module

COM Yardage: Total: 6 Yds. / Back: 3.5 Yds. / Seat: 2.5 Yds.

COM	GR1	GR2	GR3	GR4	GR5	GR6	GR7	GR8	GR9	GR10	LEA
\$1782	\$1913	\$2044	\$2175	\$2306	\$2437	\$2568	\$2699	\$2829	\$2960	\$3091	\$3216



3915 66" Straight Module

COM Yardage: Total: 8 Yds. / Back: 5 Yds. / Seat: 3 Yds.

COM	GR1	GR2	GR3	GR4	GR5	GR6	GR7	GR8	GR9	GR10	LEA
\$2623	\$2787	\$2950	\$3114	\$3277	\$3441	\$3604	\$3768	\$3931	\$4095	\$4258	\$4415

OPTIONS

Add upcharge to list price and code to model number

FR	CA133 Fire Retardant per yard	\$90/yd.
MB	Moisture Barrier - up to 60" overall width	\$125
MB60	Moisture Barrier - over 60" overall width	\$200
PC	Polished Chrome Legs - per leg	\$35
2FO	Two Fabric Option	\$98
GD	Ganging Brackets	\$52
WOD	Wood Legs	\$24 each


CO	Clean Out (overall width up to 50")	\$250
CO1	Clean Out (overall width over 50")	\$385
TABF(-)	Fixed Tablet (outside, specify (L/R), shape A, B or C)	\$370
TABFB(-)	Fixed Tablet (blade, specify (L/R), shape A, B or C)	\$370
LAM5	Non-standard laminate (5 tablets or less)	\$250 ea. tablet
SST	Solid Surface Tablet Arm - add to tablet option	\$125

DIMENSIONS	30° Curve Inside	45° Curve Inside	60° Curve Inside
Seat Depth:	20"	20"	20"
Seat Height:	18"	18"	18"
Overall Depth:	29"	31"	32"
Overall Width:	35"	52"	67"
Overall Height:	33"	33"	33"
Qty./Wt.:	1 ea./112 lbs.	1 ea./145 lbs.	1 ea./180 lbs.



INSIDE 45° CURVE UNIT


MODEL / DESCRIPTION / LIST PRICING



3917 Inside 30° Curve Module

COM Yardage: Total: 4.5 Yds. / Back: 2.5 Yds. / Seat: 2 Yds.


COM	GR1	GR2	GR3	GR4	GR5	GR6	GR7	GR8	GR9	GR10	LEA
\$1203	\$1281	\$1359	\$1448	\$1526	\$1616	\$1705	\$1794	\$1883	\$1972	\$2061	\$2188



3918 Inside 45° Curve Module

COM Yardage: Total: 7 Yds. / Back: 4 Yds. / Seat: 3 Yds.

COM	GR1	GR2	GR3	GR4	GR5	GR6	GR7	GR8	GR9	GR10	LEA
\$1720	\$1829	\$1938	\$2058	\$2167	\$2288	\$2408	\$2528	\$2648	\$2769	\$2888	\$3014



3919 Inside 60° Curve Module (5 legs)

COM Yardage: Total: 8 Yds. / Back: 4.5 Yds. / Seat: 3.5 Yds.

COM	GR1	GR2	GR3	GR4	GR5	GR6	GR7	GR8	GR9	GR10	LEA
\$2206	\$2314	\$2423	\$2541	\$2649	\$2769	\$2888	\$3007	\$3126	\$3246	\$3364	\$3489

OPTIONS

Add upcharge to list price and code to model number

FR	CA133 Fire Retardant per yard	\$90/yd.	CO	Clean Out (overall width up to 50")	\$250
MB	Moisture Barrier - up to 60" overall width	\$125	CO1	Clean Out (overall width over 50")	\$385
MB60	Moisture Barrier - over 60" overall width	\$200	TABF(-)	Fixed Tablet (outside, specify (L/R), shape A, B or C)	\$370
PC	Polished Chrome Legs - per leg	\$35	TABFB(-)	Fixed Tablet (blade, specify (L/R), shape A, B or C)	\$370
2FO	Two Fabric Option	\$98	LAM5	Non-standard laminate (5 tablets or less)	\$250 ea. tablet
GD	Ganging Brackets	\$52	SST	Solid Surface Tablet Arm - add to tablet option	\$125
WOD	Wood Legs	\$24 each			

DIMENSIONS	20° Curve Outside	30° Curve Outside	45° Curve Outside	60° Curve Outside
Seat Depth:	20"	20"	20"	20"
Seat Height:	18"	18"	18"	18"
Overall Depth:	27"	29"	31"	32"
Overall Width:	23"	35"	52"	67"
Overall Height:	33"	33"	33"	33"
Qty./Wt.:	1 ea./62 lbs.	1 ea./78 lbs.	1 ea./98 lbs.	1 ea./140 lbs.



OUTSIDE 45° CURVE UNIT

MODEL / DESCRIPTION / LIST PRICING



3920 Outside 20° Curve Module

COM Yardage: Total: 3.5 Yds. / Back: 2 Yds. / Seat: 1.5 Yds.

COM	GR1	GR2	GR3	GR4	GR5	GR6	GR7	GR8	GR9	GR10	LEA
\$1252	\$1341	\$1419	\$1508	\$1585	\$1674	\$1763	\$1852	\$1940	\$2029	\$2118	\$2246



3921 Outside 30° Curve Module

COM Yardage: Total: 4.25 Yds. / Back: 2.25 Yds. / Seat: 2 Yds.

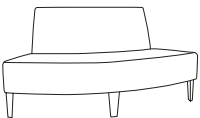
COM	GR1	GR2	GR3	GR4	GR5	GR6	GR7	GR8	GR9	GR10	LEA
\$1332	\$1421	\$1499	\$1587	\$1664	\$1752	\$1841	\$1930	\$2018	\$2107	\$2195	\$2323



3922 Outside 45° Curve Module

COM Yardage: Total: 5 Yds. / Back: 2.25 Yds. / Seat: 2.75 Yds.

COM	GR1	GR2	GR3	GR4	GR5	GR6	GR7	GR8	GR9	GR10	LEA
\$1910	\$2019	\$2128	\$2247	\$2356	\$2476	\$2595	\$2715	\$2835	\$2955	\$3074	\$3199



3923 Outside 60° Curve Module (5 legs)

COM Yardage: Total: 8.5 Yds. / Back: 4 Yds. / Seat: 4.5 Yds.

COM	GR1	GR2	GR3	GR4	GR5	GR6	GR7	GR8	GR9	GR10	LEA
\$2259	\$2379	\$2487	\$2605	\$2714	\$2833	\$2952	\$3071	\$3190	\$3310	\$3428	\$3553

OPTIONS

Add upcharge to list price and code to model number

FR	CA133 Fire Retardant per yard	\$90/yd.
MB	Moisture Barrier - up to 60" overall width	\$125
MB60	Moisture Barrier - over 60" overall width	\$200
PC	Polished Chrome Legs - per leg	\$35
2FO	Two Fabric Option	\$98
GD	Ganging Brackets	\$52
WOD	Wood Legs	\$24 each

CO	Clean Out (overall width up to 50")	\$250
CO1	Clean Out (overall width over 50")	\$385
TABF(-)	Fixed Tablet (outside, specify (L/R), shape A, B or C)	\$370
TABFB(-)	Fixed Tablet (blade, specify (L/R), shape A, B or C)	\$370
LAM5	Non-standard laminate (5 tablets or less)	\$250 ea. tablet
SST	Solid Surface Tablet Arm - add to tablet option	\$125

DIMENSIONS	Curve Corner Module	Straight Corner Module
Seat Depth:	20"	20"
Seat Height:	18"	18"
Overall Depth:	27"	27"
Overall Width:	28"	28"
Overall Height:	33"	33"
Qty./Wt.:	1 ea./98 lbs.	1 ea./98 lbs.



CORNER UNIT - CURVE BACK



CORNER UNIT - SQUARE BACK

MODEL / DESCRIPTION / LIST PRICING



3924 Corner Module - Square Back (4 legs)

COM Yardage: Total: 5.5 Yds. / Back: 4 Yds. / Seat: 1.5 Yds.

COM	GR1	GR2	GR3	GR4	GR5	GR6	GR7	GR8	GR9	GR10	LEA
\$1820	\$1939	\$2048	\$2168	\$2276	\$2395	\$2515	\$2634	\$2754	\$2873	\$2993	\$3119




3925 Corner Module - Curve Back (4 legs)

COM Yardage: Total: 5.5 Yds. / Back: 4 Yds. / Seat: 1.5 Yds.

COM	GR1	GR2	GR3	GR4	GR5	GR6	GR7	GR8	GR9	GR10	LEA
\$1710	\$1831	\$1940	\$2060	\$2169	\$2290	\$2410	\$2531	\$2650	\$2771	\$2891	\$3017

Please specify placement of electrical box for upholstered units or occasional tables



OPTIONS

Add upcharge to list price and code to model number

FR	CA133 Fire Retardant per yard	\$90/yd.
MB	Moisture Barrier - up to 60" overall width	\$125
PC	Polished Chrome Legs - per leg	\$35
2FO	Two Fabric Option	\$98
GD	Ganging Brackets	\$52
WOD	Wood Legs	\$24 each

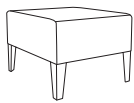
CO	Clean Out (overall width up to 50")	\$250
TABF(-)	Fixed Tablet (outside, specify (L/R), shape A, B or C)	\$370
TABFB(-)	Fixed Tablet (blade, specify (L/R), shape A, B or C)	\$370
LAM5	Non-standard laminate (5 tablets or less)	\$250 ea. tablet
SST	Solid Surface Tablet Arm - add to tablet option	\$125

DIMENSIONS	Ottoman	Bariatric Backless	Two Seat Backless	Three Seat Backless
Overall Depth:	27"	27"	27"	27"
Overall Width:	22"	30"	44"	66"
Seat Height:	18"	18"	18"	18"
Qty./Wt.:	1 ea./44 lbs.	1 ea./65 lbs.	1 ea./89 lbs.	1 ea./115 lbs.



ONLINE TWO SEAT STRAIGHT BACKLESS UNIT

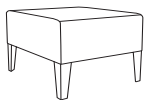
MODEL / DESCRIPTION / LIST PRICING



3926 Single Seat 22" Backless Module

COM Yardage: Total: 2.25 Yds. / Sides: 1.25 Yds. / Top: 1 Yds.

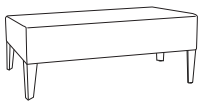
COM	GR1	GR2	GR3	GR4	GR5	GR6	GR7	GR8	GR9	GR10	LEA
\$1004	\$1134	\$1264	\$1394	\$1523	\$1653	\$1783	\$1913	\$2042	\$2172	\$2302	\$2427



3927 Bariatric Backless 30" Module

COM Yardage: Total: 2.25 Yds. / Sides: 1.25 Yds. / Top: 1 Yds.

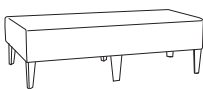
COM	GR1	GR2	GR3	GR4	GR5	GR6	GR7	GR8	GR9	GR10	LEA
\$1246	\$1376	\$1506	\$1636	\$1765	\$1895	\$2025	\$2155	\$2285	\$2414	\$2544	\$2668



3928 Two Seat Backless 44" Module

COM Yardage: Total: 3 Yds. / Sides: 1.5 Yds. / Top: 1.5 Yds.

COM	GR1	GR2	GR3	GR4	GR5	GR6	GR7	GR8	GR9	GR10	LEA
\$1786	\$1916	\$2046	\$2175	\$2305	\$2435	\$2565	\$2694	\$2824	\$2954	\$3084	\$3207



3929 Three Seat Backless 66" Module

COM Yardage: Total: 4 Yds. / Sides: 2 Yds. / Top: 2 Yds.

COM	GR1	GR2	GR3	GR4	GR5	GR6	GR7	GR8	GR9	GR10	LEA
\$2054	\$2184	\$2313	\$2443	\$2573	\$2703	\$2833	\$2962	\$3092	\$3222	\$3352	\$3476

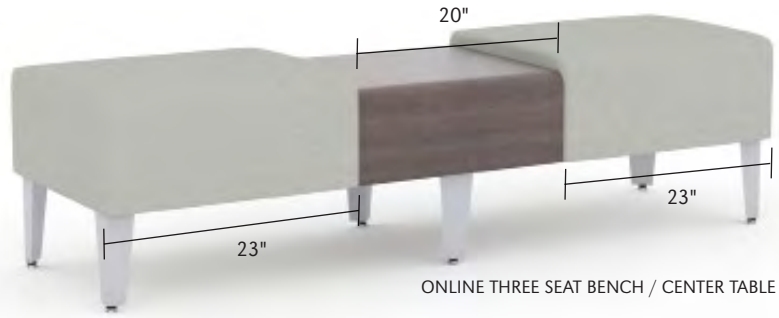
OPTIONS

Add upcharge to list price and code to model number

FR	CA133 Fire Retardant per yard	\$90/yd.
MB	Moisture Barrier - up to 60" overall width	\$125
MB60	Moisture Barrier - over 60" overall width	\$200
PC	Polished Chrome Legs - per leg	\$35
2FO	Two Fabric Option	\$98

GD	Ganging Brackets	\$52
TABFB(-)	Fixed Tablet (blade, specify (L/R), shape A, B or C)	\$370
LAM5	Non-standard laminate (5 tablets or less)	\$250 ea. tablet
SST	Solid Surface Tablet Arm - add to tablet option	\$125
WOD	Wood Legs	\$24 each

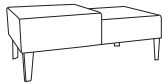
DIMENSIONS	Two Unit / Side Table L/R	Three Unit / Online Table
Overall Depth:	27"	27"
Overall Width:	43"	66"
Seat Height:	18"	18"
Table Height:	16"	16"
Qty./Wt.:	1 ea./44 lbs.	1 ea./115 lbs.



L - LAMINATE
W - WOOD VENEER

Please specify placement of electrical box for upholstered units or occasional tables

MODEL / DESCRIPTION / LIST PRICING

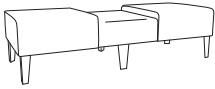


3930L-L/R Two Unit - Side Table - Left/Right (Laminate) COM Yardage: 1.75 Yds.

COM	GR1	GR2	GR3	GR4	GR5	GR6	GR7	GR8	GR9	GR10	LEA
\$1822	\$1950	\$2028	\$2109	\$2193	\$2280	\$2373	\$2467	\$2567	\$2669	\$2775	\$3281

3930W-L/R Two Unit - Side Table - Left/Right (Veneer) COM Yardage: 1.75 Yds.

COM	GR1	GR2	GR3	GR4	GR5	GR6	GR7	GR8	GR9	GR10	LEA
\$1971	\$2109	\$2194	\$2281	\$2373	\$2468	\$2567	\$2670	\$2776	\$2887	\$3002	\$3548

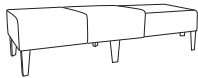


3931L Three Unit Module - Center Online Table - Laminate (6 legs) COM Yardage: 3.5 Yds.

COM	GR1	GR2	GR3	GR4	GR5	GR6	GR7	GR8	GR9	GR10	LEA
\$2052	\$2196	\$2284	\$2375	\$2470	\$2569	\$2672	\$2778	\$2889	\$3005	\$3124	\$3694

3931W Three Unit Module - Center Online Table - Veneer (6 legs) COM Yardage: 3.5 Yds.

COM	GR1	GR2	GR3	GR4	GR5	GR6	GR7	GR8	GR9	GR10	LEA
\$2154	\$2304	\$2397	\$2492	\$2591	\$2696	\$2804	\$2916	\$3031	\$3154	\$3280	\$3876



3932L-L/R Three Unit Module - Side Table - Left/Right - Laminate (6 legs) COM Yardage: 3.5 Yds.

COM	GR1	GR2	GR3	GR4	GR5	GR6	GR7	GR8	GR9	GR10	LEA
\$2052	\$2196	\$2284	\$2375	\$2470	\$2569	\$2672	\$2778	\$2889	\$3005	\$3124	\$3694

3932W-L/R Three Unit Module - Side Table - Left/Right - Veneer (6 legs) COM Yardage: 3.5 Yds.

COM	GR1	GR2	GR3	GR4	GR5	GR6	GR7	GR8	GR9	GR10	LEA
\$2154	\$2304	\$2397	\$2492	\$2591	\$2696	\$2804	\$2916	\$3031	\$3154	\$3280	\$3876

CORIAN TOPS - PLEASE CALL FOR A QUOTE

OPTIONS

Add upcharge to list price and code to model number

FR	CA133 Fire Retardant per yard	\$90/yd.
MB	Moisture Barrier - up to 60" overall width	\$125
PC	Polished Chrome Legs - per leg	\$35
2FO	Two Fabric Option	\$98
GD	Ganging Brackets	\$52

TABFB(-)	Fixed Tablet (blade, specify (L/R), shape A, B or C)	\$370
LAM5	Non-standard laminate (5 tablets or less)	\$250 ea. tablet
SST	Solid Surface Tablet Arm - add to tablet option	\$125
WOD	Wood Legs	\$24 each

DIMENSIONS	20° Curve Backless	30° Curve Backless	45° Curve Backless	60° Curve Backless
Seat Depth:	27"	27"	27"	27"
Overall Depth:	28"	29"	31"	32"
Overall Width:	32"	35"	52"	67"
Seat Height:	18"	18"	18"	18"
Qty./Wt.:	1 ea./44 lbs.	1 ea./65 lbs.	1 ea./85 lbs.	1 ea./110 lbs.



60° BACKLESS CURVE MODULE (5 LEGS)

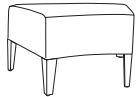
MODEL / DESCRIPTION / LIST PRICING



3933 20° Curve Backless Module

COM Yardage: Total: 2.5 Yds. / Sides: 1.5 Yds. / Top: 1 Yds.

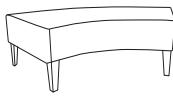
COM	GR1	GR2	GR3	GR4	GR5	GR6	GR7	GR8	GR9	GR10	LEA
\$1028	\$1103	\$1179	\$1266	\$1341	\$1428	\$1514	\$1601	\$1687	\$1774	\$1860	\$1985



3934 30° Curve Backless Module

COM Yardage: Total: 3.25 Yds. / Sides: 2 Yds. / Top: 1.25 Yds.

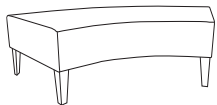
COM	GR1	GR2	GR3	GR4	GR5	GR6	GR7	GR8	GR9	GR10	LEA
\$1101	\$1176	\$1252	\$1339	\$1414	\$1501	\$1587	\$1674	\$1760	\$1847	\$1933	\$2058



3935 45° Curve Backless Module

COM Yardage: Total: 3.75 Yds. / Sides: 2.5 Yds. / Top: 1.75 Yds.

COM	GR1	GR2	GR3	GR4	GR5	GR6	GR7	GR8	GR9	GR10	LEA
\$1517	\$1623	\$1688	\$1756	\$1825	\$1899	\$1975	\$2054	\$2136	\$2222	\$2310	\$2731



3936 60° Curve Backless Module (5 legs)

COM Yardage: Total: 4.5 Yds. / Sides: 2.25 Yds. / Top: 2.25 Yds.

COM	GR1	GR2	GR3	GR4	GR5	GR6	GR7	GR8	GR9	GR10	LEA
\$1847	\$1976	\$2055	\$2137	\$2223	\$2312	\$2404	\$2501	\$2601	\$2705	\$2813	\$3325

OPTIONS

Add upcharge to list price and code to model number

FR	CA133 Fire Retardant per yard	\$90/yd.	GD	Ganging Brackets	\$52
MB	Moisture Barrier - up to 60" overall width	\$125	TABFB(-)	Fixed Tablet (blade, specify (L/R), shape A, B or C)	\$370
MB60	Moisture Barrier - over 60" overall width	\$200	LAM5	Non-standard laminate (5 tablets or less)	\$250 ea. tablet
PC	Polished Chrome Legs - per leg	\$35	SST	Solid Surface Tablet Arm - add to tablet option	\$125
2FO	Two Fabric Option	\$98	WOD	Wood Legs	\$24 each

DIMENSIONS	Left - Right Straight Arm	Left - Right Slope Arm	Left - Right Quad Arm
Overall Depth:	27"	27"	27"
Overall Width:	3"	2"	3"
Overall Height:	25"	24"	25"
Qty./Wt.:	1 ea./25 lbs.	1 ea./25 lbs.	1 ea./25 lbs.



STRAIGHT ARM

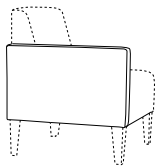


SLOPE ARM



QUAD ARM

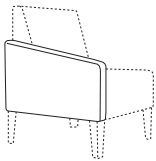
MODEL / DESCRIPTION / LIST PRICING



3967L/R Left or Right Outside Straight Arm

COM Yardage: 1.5 Yds.


COM	GR1	GR2	GR3	GR4	GR5	GR6	GR7	GR8	GR9	GR10	LEA
\$236	\$253	\$263	\$274	\$284	\$296	\$307	\$320	\$332	\$346	\$361	\$425



3968L/R Slope Arm

COM Yardage: 1.5 Yds.

COM	GR1	GR2	GR3	GR4	GR5	GR6	GR7	GR8	GR9	GR10	LEA
\$277	\$297	\$308	\$321	\$334	\$347	\$362	\$375	\$390	\$407	\$423	\$500



3969L/R Left or Right Metal Quad Arm

COM Yardage: 1.5 Yds.

COM	GR1	GR2	GR3	GR4	GR5	GR6	GR7	GR8	GR9	GR10	LEA
\$341	\$365	\$380	\$394	\$410	\$427	\$444	\$461	\$480	\$500	\$519	\$613

*Poly Arm Caps are standard on Quad Arms - Please deduct \$30 list per arm for no arm caps on quad arms.

TABLET SHAPES

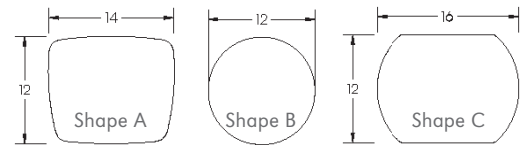
Choose from 3 Tablet Shapes::

Tablets for all modular series are available in 3 shapes, choose from the three shapes shown and specify; A, B or C and left or right (outside tablet) when ordering. Example: TABF-(A) Left - this would be a fixed shape A tablet on the left side (when seated).

Optional Solid Surface available.

Note:

- Tablet orders of 5 or less - choice of 3 standard laminate colors:
Wilsonart Black 1595-60, Formica Brite White 459-58 or Nevamar Silver Alu Metalx MXT003.
- Tablet orders of 6 or more - any choice standard laminate colors.



OPTIONS

Add upcharge to list price and code to model number

FR	CA133 Fire Retardant per yard	\$90/yd.
TABR1-()	Removable Tablet (specify A, B or C, left or right arm)	\$470
TABR2-()	Removable Tablet (specify A, B or C both arm openings)	\$570
TABF-()	Fixed Tablet (outside, specify (L/R), shape A, B or C)	\$370
TABFB-()	Fixed Tablet (blade, specify (L/R), shape A, B or C)	\$370

LAM5	Non-standard laminate (5 tablets or less)	\$250 ea. tablet
SST	Solid Surface Tablet Arm - add to tablet option	\$125
WAC	Single Wood Arm Cap	\$89
PAC	Single Poly Arm Cap - Standard Black/Charcoal	\$69

*Poly Arm Caps are standard on Quad Arms

DIMENSIONS	Center Arm	Slope Center Arm	Quad Center Arm
Overall Depth:	19"	19"	19"
Overall Width:	2"	2"	2"
Overall Height:	25"	25"	25"
Qty./Wt.:	1 ea./25 lbs.	1 ea./25 lbs.	1 ea./25 lbs.

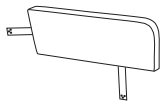


SLOPE CENTER ARM



METAL RECTANGLE TUBING

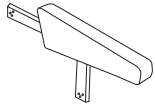
MODEL / DESCRIPTION / LIST PRICING



3970C Center Arm (No Poly Arm Cap)

COM Yardage: 1 Yds.

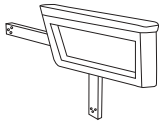
COM	GR1	GR2	GR3	GR4	GR5	GR6	GR7	GR8	GR9	GR10	LEA
\$236	\$253	\$263	\$274	\$284	\$296	\$307	\$320	\$332	\$346	\$361	\$425



3971C Slope Center Arm (No Poly Arm Cap)

COM Yardage: .75 Yds.

COM	GR1	GR2	GR3	GR4	GR5	GR6	GR7	GR8	GR9	GR10	LEA
\$266	\$284	\$297	\$308	\$320	\$333	\$346	\$361	\$375	\$389	\$406	\$479



3972C Metal Quad Center Arm

COM	\$311
-----	-------

*Poly Arm Caps are standard on Quad Arms
Please deduct \$30 list per arm for no arm caps on quad arms.
Note: Quad arm metal frame available in powder coat color only.

OPTIONS

Add upcharge to list price and code to model number

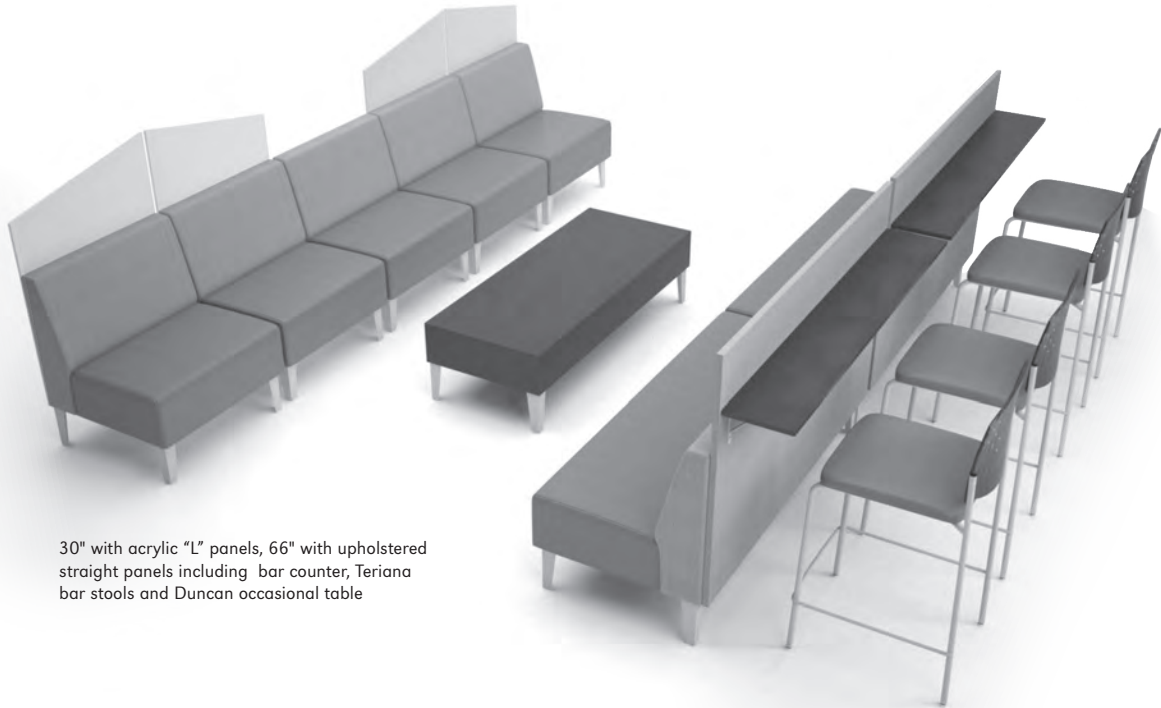
FR	CA133 Fire Retardant per yard	\$90/yd.	WAC	Single Wood Arm Cap	\$89
----	-------------------------------	----------	-----	---------------------	------

*Poly Arm Caps are standard on Quad Arms

ERG tables, lounges, and banquettes go well together.

Customized to your own space.

Choose from our wide variety of stylish ERG chairs and bar stools!



30" with acrylic "L" panels, 66" with upholstered straight panels including bar counter, Teriana bar stools and Duncan occasional table

PANELS ARE 1" THICK



STRAIGHT PRIVACY PANEL



"L" SHAPE PANEL



"A" SHAPE PANEL

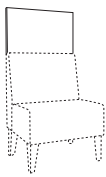
DIMENSIONS	Straight Panel	Straight Panel	Straight Panel	Straight Panel
Overall Width:	22"	30"	44"	66"
Overall Height:	48"	48"	48"	48"
Qty./Wt.:	1 ea./100 lbs.	1 ea./110 lbs.	1 ea./120 lbs.	1 ea./135 lbs.

- PANELS ARE 1" THICK
- PRIVACY PANELS AVAILABLE IN UPHOLSTERED, LAMINATE OR ACRYLIC
- BAR HEIGHT SHELF AVAILABLE AT 42" ON STRAIGHT PANEL ONLY. PLEASE SPECIFY WHEN ORDERING

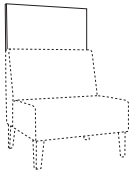


STRAIGHT PRIVACY PANEL

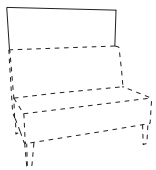
MODEL / DESCRIPTION / LIST PRICING



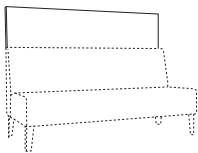
3973/22U		Straight Panel - Upholstered										COM Yardage - Panel: 1.5 Yds.	
COM	GR1	GR2	GR3	GR4	GR5	GR6	GR7	GR8	GR9	GR10	LEA		
\$572	\$612	\$637	\$662	\$689	\$716	\$745	\$774	\$805	\$837	\$871	\$1030		



3973/30U		Straight Panel - Upholstered										COM Yardage - Panel: 2 Yds.	
COM	GR1	GR2	GR3	GR4	GR5	GR6	GR7	GR8	GR9	GR10	LEA		
\$708	\$758	\$788	\$818	\$853	\$886	\$922	\$959	\$997	\$1036	\$1078	\$1274		



3974/44U		Straight Panel - Upholstered										COM Yardage - Panel: 3 Yds.	
COM	GR1	GR2	GR3	GR4	GR5	GR6	GR7	GR8	GR9	GR10	LEA		
\$814	\$871	\$905	\$942	\$979	\$1019	\$1059	\$1102	\$1146	\$1192	\$1240	\$1464		



3975/66U		Straight Panel - Upholstered										COM Yardage - Panel: 4 Yds.	
COM	GR1	GR2	GR3	GR4	GR5	GR6	GR7	GR8	GR9	GR10	LEA		
\$1271	\$1360	\$1414	\$1471	\$1529	\$1591	\$1654	\$1719	\$1789	\$1861	\$1935	\$2287		

OPTIONS

Add upcharge to list price and code to model number

FR	CA133 Fire Retardant per yard	\$90/yd.
----	-------------------------------	----------

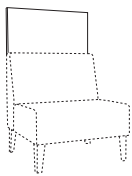
DIMENSIONS	Straight Panel	Straight Panel	Straight Panel	Straight Panel
Overall Width:	22"	30"	44"	66"
Overall Height:	48"	48"	48"	48"
Qty./Wt.:	1 ea./100 lbs.	1 ea./110 lbs.	1 ea./120 lbs.	1 ea./135 lbs.



STRAIGHT PANEL

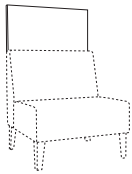
- PANELS ARE 1" THICK
- PRIVACY PANELS AVAILABLE IN UPHOLSTERED, LAMINATE OR ACRYLIC
- BAR HEIGHT AVAILABLE AT 42" ON STRAIGHT PANEL ONLY. PLEASE SPECIFY WHEN ORDERING

MODEL / DESCRIPTION / LIST PRICING



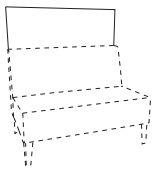
3976/22L Straight Panel - Laminate
Laminate
\$702

3957/22A Straight Panel - Acrylic
Acrylic
CALL



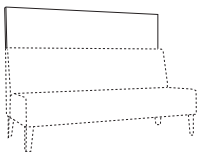
3976/30L Straight Panel - Laminate
Laminate
\$851

3957/30A Straight Panel - Acrylic
Acrylic
CALL



3977/44L Straight Panel - Laminate
Laminate
\$980

3960/44A Straight Panel - Acrylic
Acrylic
CALL



3978/66L Straight Panel - Laminate
Laminate
\$1525

3965/66A Straight Panel - Acrylic
Acrylic
CALL

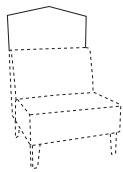
DIMENSIONS	"A" shape Panel	"A" shape Panel	"A" shape Panel
Overall Width:	30"	44"	66"
Overall Height:	48"	48"	48"
Qty./Wt.:	1 ea./110 lbs.	1 ea./120 lbs.	1 ea./135 lbs.



"A" SHAPE PANEL

- PANELS ARE 1" THICK
- PRIVACY PANELS AVAILABLE IN UPHOLSTERED, LAMINATE OR ACRYLIC.
- BAR HEIGHT IS 40"

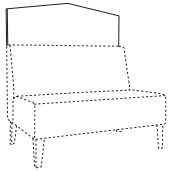
MODEL / DESCRIPTION / LIST PRICING



3979/30U "A" Shape Panel - Upholstered

COM Yardage - Panel: 2 Yds.

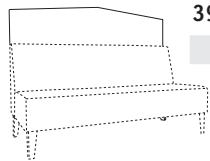
COM	GR1	GR2	GR3	GR4	GR5	GR6	GR7	GR8	GR9	GR10	LEA
\$814	\$871	\$905	\$942	\$979	\$1019	\$1059	\$1102	\$1146	\$1192	\$1240	\$1464



3980/44U "A" Shape Panel - Upholstered

COM Yardage - Panel: 3 Yds.

COM	GR1	GR2	GR3	GR4	GR5	GR6	GR7	GR8	GR9	GR10	LEA
\$937	\$1001	\$1042	\$1084	\$1128	\$1173	\$1219	\$1267	\$1318	\$1371	\$1427	\$1685



3981/66U "A" Shape Panel - Upholstered

COM Yardage - Panel: 4 Yds.

COM	GR1	GR2	GR3	GR4	GR5	GR6	GR7	GR8	GR9	GR10	LEA
\$1461	\$1563	\$1626	\$1691	\$1758	\$1828	\$1902	\$1978	\$2057	\$2140	\$2224	\$2630

OPTIONS

Add upcharge to list price and code to model number

FR	CA133 Fire Retardant per yard	\$90/yd.
----	-------------------------------	----------

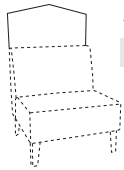
DIMENSIONS	"A" shape Panel	"A" shape Panel	"A" shape Panel
Overall Width:	30"	44"	66"
Overall Height:	48"	48"	48"
Qty./Wt.:	1 ea./110 lbs.	1 ea./120 lbs.	1 ea./135 lbs.



"A" SHAPE PANEL

- PANELS ARE 1" THICK
- PRIVACY PANELS AVAILABLE IN UPHOLSTERED, LAMINATE OR ACRYLIC.
- BAR HEIGHT IS 40"

MODEL / DESCRIPTION / LIST PRICING



3982/30L

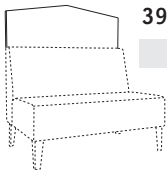
"A" Shape Panel - Laminate

Laminate
\$977

3958/30A

"A" Shape Panel - Acrylic

Acrylic
CALL



3983/44L

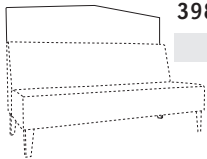
"A" Shape Panel - Laminate

Laminate
\$1124

3961/44A

"A" Shape Panel - Acrylic

Acrylic
CALL



3984/66L

"A" Shape Panel - Laminate

Laminate
\$1753

3964/66A

"A" Shape Panel - Acrylic

Acrylic
CALL

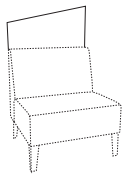
DIMENSIONS	"L" shape Panel	"L" shape Panel	"L" shape Panel
Overall Width:	30"	44"	66"
Overall Height:	48"	48"	48"
Qty./Wt.:	1 ea./110 lbs.	1 ea./120 lbs.	1 ea./135 lbs.



"L" SHAPE PANEL

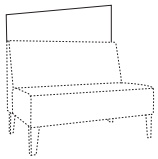
- PANELS ARE 1" THICK
- PRIVACY PANELS AVAILABLE IN UPHOLSTERED, LAMINATE OR ACRYLIC.
- BAR HEIGHT IS 40"

MODEL / DESCRIPTION / LIST PRICING



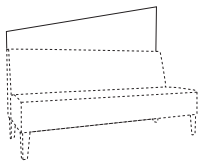
3985/30U "L" Shape Panel - Upholstered COM Yardage - Panel: 2 Yds.

COM	GR1	GR2	GR3	GR4	GR5	GR6	GR7	GR8	GR9	GR10	LEA
\$814	\$871	\$905	\$942	\$979	\$1019	\$1059	\$1102	\$1146	\$1192	\$1240	\$1464



3986/44U "L" Shape Panel - Upholstered COM Yardage - Panel: 3 Yds.

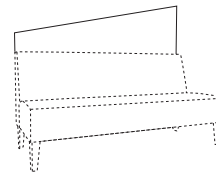
COM	GR1	GR2	GR3	GR4	GR5	GR6	GR7	GR8	GR9	GR10	LEA
\$937	\$1001	\$1042	\$1084	\$1128	\$1173	\$1219	\$1267	\$1318	\$1371	\$1427	\$1685



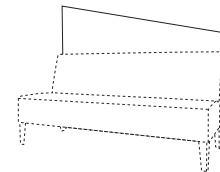
3987/66U "L" Shape Panel - Upholstered COM Yardage - Panel: 4 Yds.

COM	GR1	GR2	GR3	GR4	GR5	GR6	GR7	GR8	GR9	GR10	LEA
\$1461	\$1563	\$1626	\$1691	\$1758	\$1828	\$1902	\$1978	\$2057	\$2140	\$2224	\$2630

- L SHAPE PANEL PLACEMENTS CAN BE CONFIGURED LEFT SLANT OR RIGHT SLANT PLEASE SPECIFY



LEFT



RIGHT

OPTIONS

Add upcharge to list price and code to model number

(As Seated)

FR	CA133 Fire Retardant per yard	\$90/yd.
----	-------------------------------	----------

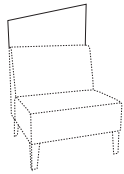
DIMENSIONS	"L" shape Panel	"L" shape Panel	"L" shape Panel
Overall Width:	30"	44"	66"
Overall Height:	48"	48"	48"
Qty./Wt.:	1 ea./110 lbs.	1 ea./120 lbs.	1 ea./135 lbs.



"L" SHAPE PANEL

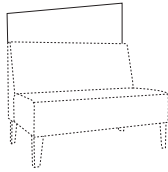
- PANELS ARE 1" THICK
- PRIVACY PANELS AVAILABLE IN UPHOLSTERED, LAMINATE OR ACRYLIC.
- BAR HEIGHT IS 40"

MODEL / DESCRIPTION / LIST PRICING



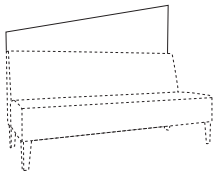
3988/30L "L" Shape Panel - Laminate
Laminate
\$977

3959/30A "L" Shape Panel - Acrylic
Acrylic
CALL



3989/44L "L" Shape Panel - Laminate
Laminate
\$1124

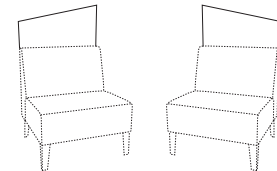
3962/44A "L" Shape Panel - Acrylic
Acrylic
CALL



3990/66L "L" Shape Panel - Laminate
Laminate
\$1753

3963/66A Straight Panel - Acrylic
Acrylic
CALL

- L SHAPE PANEL PLACEMENTS CAN BE CONFIGURED LEFT SLANT OR RIGHT SLANT PLEASE SPECIFY



LEFT

RIGHT

(As Seated)

DIMENSIONS	30°	45°	60°
Overall Width:	32"	52"	67"
Overall Height:	48"	48"	48"
Qty./Wt.:	1 ea./135 lbs.	1 ea./145 lbs.	1 ea./160 lbs.

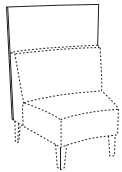


PANELS ARE 1" THICK

- PRIVACY PANELS AVAILABLE IN UPHOLSTERED OR LAMINATE
- NO "A" OR "L" SHAPE PANELS
- BAR HEIGHT IS 42"

45° INSIDE CURVE PANEL

MODEL / DESCRIPTION / LIST PRICING




3991/30U 30° Curve - Upholstered

COM Yardage - Panel: 2 Yds.

COM	GR1	GR2	GR3	GR4	GR5	GR6	GR7	GR8	GR9	GR10	LEA
\$1062	\$1135	\$1180	\$1228	\$1277	\$1329	\$1382	\$1437	\$1495	\$1553	\$1616	\$1911

3991/30L 30° Curve - Laminate

Laminate
\$1391



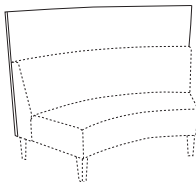
3992/45U 45° Curve - Upholstered

COM Yardage - Panel: 3 Yds.

COM	GR1	GR2	GR3	GR4	GR5	GR6	GR7	GR8	GR9	GR10	LEA
\$1221	\$1307	\$1359	\$1412	\$1470	\$1528	\$1590	\$1653	\$1718	\$1788	\$1858	\$2197

3992/45L 45° Curve - Laminate

Laminate
\$1601



3993/60U 60° Curved - Upholstered

COM Yardage - Panel: 4 Yds.

COM	GR1	GR2	GR3	GR4	GR5	GR6	GR7	GR8	GR9	GR10	LEA
\$1906	\$2039	\$2121	\$2207	\$2294	\$2385	\$2481	\$2581	\$2683	\$2791	\$2903	\$3431

3993/60L 60° Curve - Laminate

Laminate
\$2495

OPTIONS

Add upcharge to list price and code to model number

FR	CA133 Fire Retardant per yard	\$90/yd.
----	-------------------------------	----------

DIMENSIONS	30°	45°	60°
Overall Width:	32"	52"	67"
Overall Height:	48"	48"	48"
Qty./Wt.:	1 ea./135 lbs.	1 ea./145 lbs.	1 ea./160 lbs.



PANELS ARE 1" THICK

- PRIVACY PANELS AVAILABLE IN UPHOLSTERED OR LAMINATE
- NO "A" OR "L" SHAPE PANELS
- BAR HEIGHT IS 42"

60° OUTSIDE CURVE PANEL

MODEL / DESCRIPTION / LIST PRICING



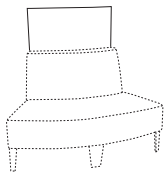
3997/30U 30° Curve - Upholstered

COM Yardage - Panel: 2 Yds.

COM	GR1	GR2	GR3	GR4	GR5	GR6	GR7	GR8	GR9	GR10	LEA
\$903	\$965	\$1003	\$1044	\$1085	\$1130	\$1175	\$1221	\$1271	\$1320	\$1374	\$1911

3997/30L 30° Curve - Laminate

Laminate
\$1182



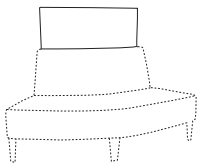
3998/45U 45° Curve - Upholstered

COM Yardage - Panel: 3 Yds.

COM	GR1	GR2	GR3	GR4	GR5	GR6	GR7	GR8	GR9	GR10	LEA
\$1038	\$1111	\$1155	\$1200	\$1250	\$1299	\$1352	\$1405	\$1460	\$1520	\$1579	\$2197

3998/45L 45° Curve - Laminate

Laminate
\$1361



3999/60U 60° Curve - Upholstered

COM Yardage - Panel: 4 Yds.

COM	GR1	GR2	GR3	GR4	GR5	GR6	GR7	GR8	GR9	GR10	LEA
\$1620	\$1733	\$1803	\$1876	\$1950	\$2027	\$2109	\$2194	\$2281	\$2372	\$2468	\$3431

3999/60L 60° Curve - Laminate

Laminate
\$2121

OPTIONS

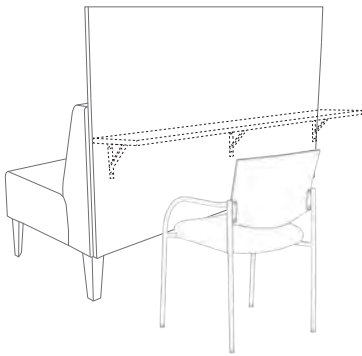
Add upcharge to list price and code to model number

FR	CA133 Fire Retardant per yard	\$90/yd.
----	-------------------------------	----------

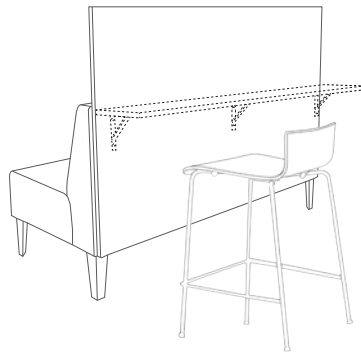
Optional Panel Shelving

10" Deep Laminate or Veneer shelving attached to the back of any privacy panel.
Use any combination of ERG chairs or bar stools to complement your collaborative space.

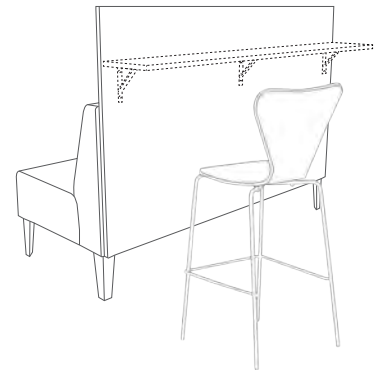
Choose from our wide variety of stylish ERG chairs and bar stools!



café height - 30"



counter height - 36"



straight panel bar height - 42"
"A" and "L" shape bar height - 40"

Solid Surfaces Available

Hundreds of colors and patterns / brands including Avonite, Corian, Formica and Wilsonart

When ordering bar back panel, please specify the following shelf height:

PANEL SELECTION

- 1) Veneer or Laminate
- 2) Size straight: 30", 44", 66" Size curve 30°, 45°, 60°
- 3) Specify height: Café-30", Counter Height-36", Bar Height-40"/42"
- 4) Table Surface Selection: Laminate, Veneer or Solid Surface



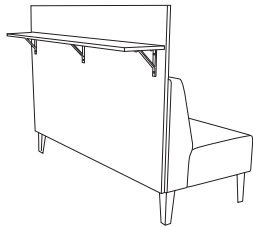
Wilsonart Solid Surface is stocked in Coconut and Bronzite.
Other colors available. Call for quote.

café height	counter height	bar height*
30"	36"	40"/42"

MODEL / DESCRIPTION / LIST PRICING

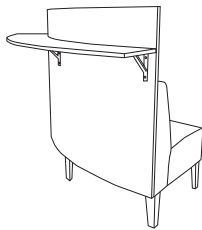
*Bar height available at 42" on straight panel only. Please specify when ordering

STRAIGHT SHELVING



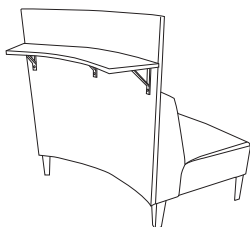
Model Number	Model Description	Shelf Depth	Shipping Weight.	Laminate Top 2B or 3A	Veneer Top 4A or 4B
4003	30"	10"	35 lbs.	\$553	\$608
4004	44"	10"	45 lbs.	\$637	\$700
4005	66"	10"	55 lbs.	\$857	\$943
		30" - 2 brackets	44" - 2 brackets	66" - 3 brackets	

INSIDE CURVE SHELVING



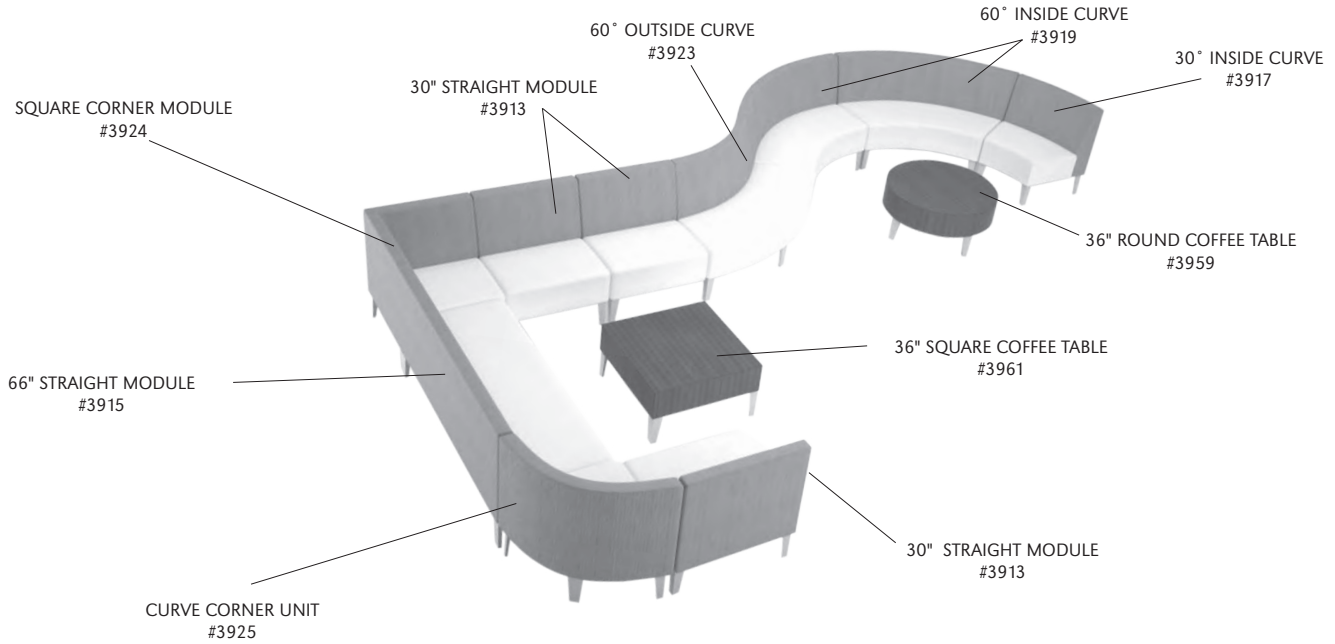
Model Number	Model Description	Shelf Depth	Shipping Weight.	Laminate Top 2B or 3A	Veneer Top 4A or 4B
4006	30°	10"	38 lbs.	\$696	\$765
4007	45°	10"	48 lbs.	\$822	\$903
4008	60°	10"	58 lbs.	\$1070	\$1178
		30° - 2 brackets	45° - 2 brackets	60° - 3 brackets	

OUTSIDE CURVE SHELVING



Model Number	Model Description	Shelf Depth	Shipping Weight.	Laminate Top 2B or 3A	Veneer Top 4A or 4B
4009	30°	10"	38 lbs.	\$696	\$765
4010	45°	10"	48 lbs.	\$822	\$903
4011	60°	10"	58 lbs.	\$1070	\$1178
		30° - 2 brackets	45° - 2 brackets	60° - 3 brackets	

TO ORDER THE SHELVING UNITS, PRIVACY PANELS MUST BE ORDERED FIRST

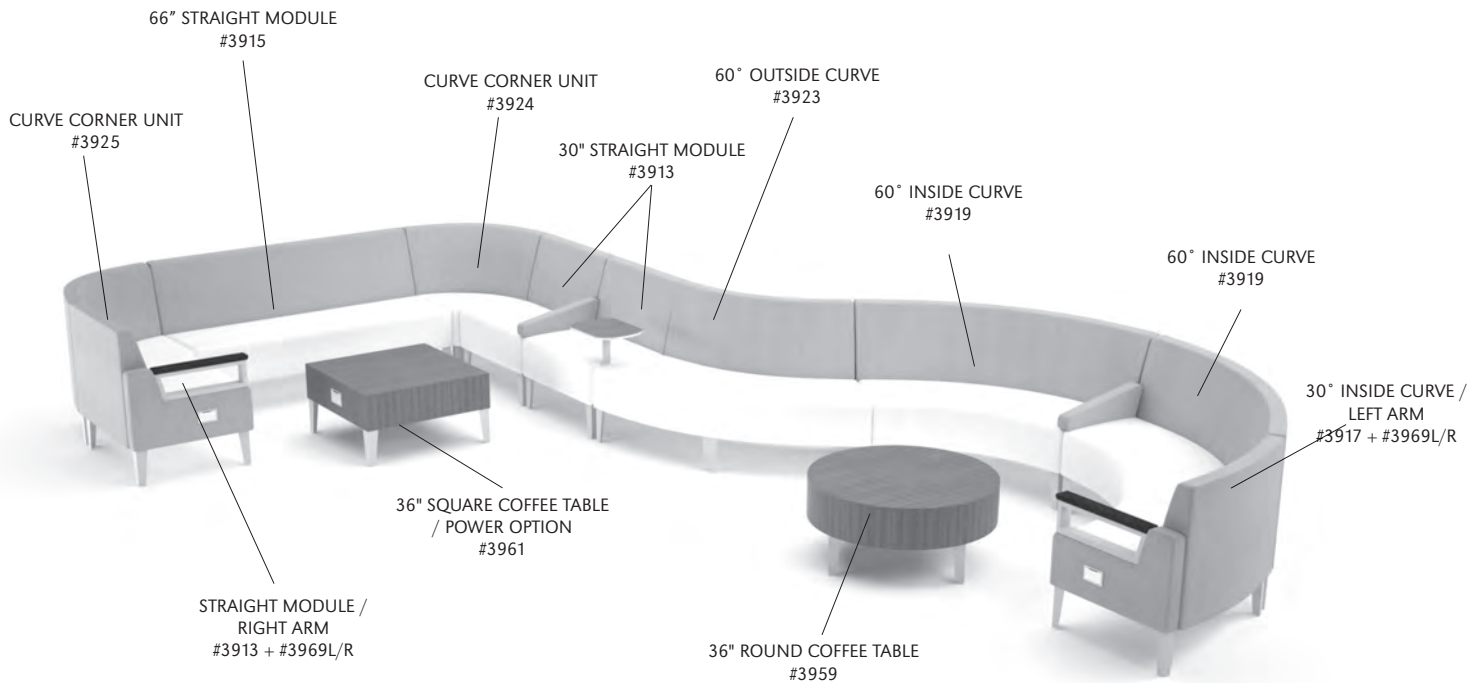


Straight and Curve Configuration Includes:

04 - 3913 Straight Module	\$5152
01 - 3925 Curve Corner Unit	\$1710
02 - 3915 66" Straight Module	\$3246
01 - 3924 Square Corner Module	\$1820
01 - 3925 Curve Corner Unit	\$1710
01 - 3923 60° Outside Curve Module	\$2259
02 - 3919 Inside Curve Module	\$4412
01 - 3917 30° Inside Curve Module	\$1203
01 - 3959 Duncan 36" Round Coffee Table, Lam	\$1491
01 - 3961 Duncan 36" Square Coffee Table, Lam	\$1517
10 - GD Ganging Brackets	\$520

Pricing (COM):

	\$5152
	\$1710
	\$3246
	\$1820
	\$1710
	\$2259
	\$4412
	\$1203
	\$1491
	\$1517
	\$520
	<hr/>
	\$25040 list



Straight and Curve Configuration Includes:

- 01 - 3917 30° Inside Curve Module
- 02 - 3969L/R Left Arm
- 01 - 3913 Straight Module / Right Arm
- 02 - 3925 Curve Corner Unit
- 01 - 3915 66" Straight Module
- 02 - 3913 30" Straight Module
- 01 - 3923 60° Outside Curve Module
- 02 - 3919 Inside Curve Module
- 01 - 3961 36" Square Coffee Table
- 01 - 3959 36" Round Coffee Table
- 09 - Ganging Brackets
- 03 - E2B Electrical Option
- 01 - TABF(A) Fixed Tablet
- 02 - 3971C Slope Center Arm

Pricing (COM):

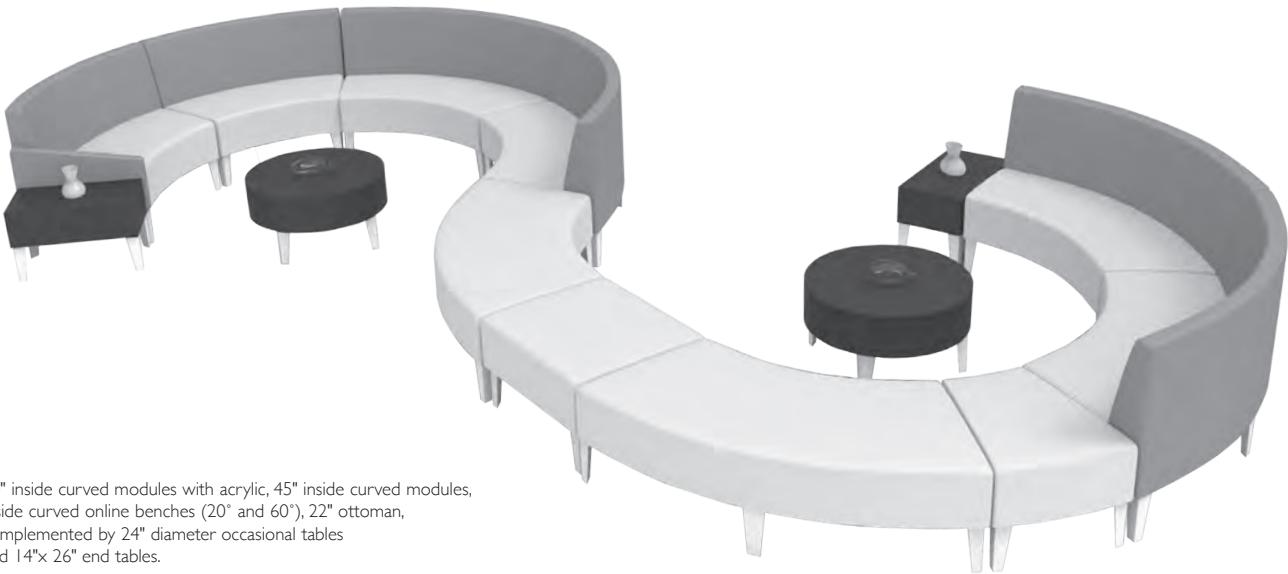
- \$1203
- \$682
- \$1288
- \$3420
- \$2623
- \$2576
- \$2259
- \$4412
- \$1517
- \$1491
- \$468
- \$1245
- \$370
- \$516
- \$24070 list

ERG tables, lounges, and banquettes go well together.

Choose from our wide variety of stylish ERG furniture!



30" straight modules with acrylic "L" panels, 60" inside curved modules, 30" inside curved modules with quad arms, power/data option, complemented by 36" diameter occasional tables



60" inside curved modules with acrylic, 45" inside curved modules, inside curved online benches (20" and 60"), 22" ottoman, complemented by 24" diameter occasional tables and 14"x 26" end tables.

MALIBU SERIES

The Malibu Ottomans and Benches feature fully upholstered frame with the signature triangle shaped metal legs. Two fabric design, inset tables and polished chrome legs are available.



42" ROUND OTTOMAN

ORDERING INFORMATION

To Order Please Specify:

- | | |
|--------------------------------------|--|
| 1) Series Name | 6) Sketch for Contrasting Fabric Placement |
| 2) Model Number | 7) Optional Items |
| 3) Quantity | |
| 4) Fabric Grade & Number | |
| 5) Contrasting Fabric Grade & Number | |

MALIBU GENERAL SPECIFICATIONS

Bench Frame Construction

Frame assembly is constructed of multi-ply hardwood, with tongue and groove construction. All foam is fully bonded to frame. No sag-springs are installed in seat along with interlocking helicoil springs to prevent sagging and provide additional seat support.

Upholstery

Ottomans and benches are covered in your choice of fabric, vinyl, crypton, leather or COM. ERG uses only water based glues and adhesives in our upholstery process.

Metal Legs

Tapered-triangular legs are formed and welded steel 8.5" tall. Legs are sandblasted prior to final powder coating in your choice of standard powder coat colors. Legs have a factory installed steel glide.

TWO FABRIC DESIGN

Due to the geometric design options it is necessary to include with your order a **sketch/layout** to specify which fabric is to be used on each area of the Malibu ottoman or table.

OPTIONS

- CODE: FR - CA133 Fire Retardant per yard.
- CODE: MB - Moisture Barrier.
- CODE: 2FO - Two Fabric Option.
- CODE: SBH - Special Height.
- CODE: PC - Polished Chrome Metal Legs.
- CODE: 2FO - Two Fabric Option
- CODE: GD - Ganging Brackets (Necessary when ganging two or more modules together).

Note: Factory installed power/data available, see accessories section for details and pricing.



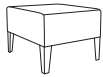
27" SQUARE OTTOMAN

DIMENSIONS	Ottoman	2 Seater	3 Seater
Seat Depth:	20"	20"	20"
Overall Width:	22"	44"	66"
Seat Height:	18"	18"	18"
Qty./Wt.:	1 ea./44 lbs.	1 ea./77 lbs.	1 ea./88 lbs.



TWO SEAT FREE STANDING BENCH

MODEL / DESCRIPTION / LIST PRICING



3941 Bench 22" x 20" (4 legs)

COM Yardage: 2 Yds..

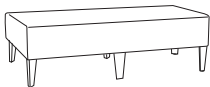
COM	GR1	GR2	GR3	GR4	GR5	GR6	GR7	GR8	GR9	GR10	LEA
\$912	\$975	\$1015	\$1055	\$1097	\$1141	\$1187	\$1234	\$1282	\$1335	\$1387	\$1641



3942 Two Seat Straight 44" Bench (4 legs)

COM Yardage: 3 Yds..

COM	GR1	GR2	GR3	GR4	GR5	GR6	GR7	GR8	GR9	GR10	LEA
\$1573	\$1683	\$1750	\$1820	\$1893	\$1968	\$2048	\$2129	\$2215	\$2304	\$2396	\$2831



3943 Three Seat Straight 66" Bench (6 legs)

COM Yardage: 3.5 Yds..

COM	GR1	GR2	GR3	GR4	GR5	GR6	GR7	GR8	GR9	GR10	LEA
\$1843	\$1971	\$2051	\$2133	\$2218	\$2307	\$2399	\$2495	\$2595	\$2699	\$2807	\$3317


OPTIONS

Add upcharge to list price and code to model number

FR	CA133 Fire Retardant per yard	\$90/yd.
MB	Moisture Barrier - per seat	\$125
PC	Polished Chrome Legs - per leg	\$35
2FO	Two Fabric Option	\$98

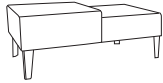
GD	Ganging Brackets	\$52
TABF(-)	Fixed Blade Tablet (specify shape A, B or C)	\$398
SST	Solid Surface Tablet Arm - add to tablet option	\$125
WOD	Solid Maple Wood Legs - set of four	\$24 per leg

DIMENSIONS	Two Unit / Side Table L/R	Three Unit / Online Table
Seat Depth:	20"	20"
Overall Width:	43"	66"
Seat Height:	18"	18"
Table Height:	16"	16"
Qty./Wt.:	1 ea./44 lbs.	1 ea./88 lbs.



L - LAMINATE
W - WOOD VENEER

MODEL / DESCRIPTION / LIST PRICING

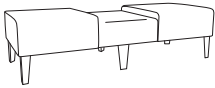


3944L-L/R Two Unit - Side Table - Left/Right (Laminate) COM Yardage: 2 Yds..

COM	GR1	GR2	GR3	GR4	GR5	GR6	GR7	GR8	GR9	GR10	LEA
\$1752	\$1876	\$1950	\$2028	\$2109	\$2193	\$2280	\$2373	\$2467	\$2567	\$2668	\$3154

3944W-L/R Two Unit - Side Table - Left/Right (Veneer) COM Yardage: 2 Yds..

COM	GR1	GR2	GR3	GR4	GR5	GR6	GR7	GR8	GR9	GR10	LEA
\$1841	\$1969	\$2048	\$2129	\$2215	\$2304	\$2396	\$2492	\$2591	\$2696	\$2803	\$3312

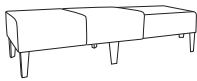


3945L Three Unit - Center Table - Laminate (6 legs) COM Yardage: 3.5 Yds..

COM	GR1	GR2	GR3	GR4	GR5	GR6	GR7	GR8	GR9	GR10	LEA
\$1973	\$2113	\$2197	\$2285	\$2376	\$2471	\$2570	\$2673	\$2780	\$2891	\$3007	\$3552

3945W Three Unit - Center Table - Veneer (6 legs) COM Yardage: 3.5 Yds..

COM	GR1	GR2	GR3	GR4	GR5	GR6	GR7	GR8	GR9	GR10	LEA
\$2073	\$2219	\$2307	\$2399	\$2495	\$2595	\$2699	\$2807	\$2919	\$3035	\$3157	\$3732



3946L-L/R Three Unit - Side Table - Left/Right - Laminate (6 legs) COM Yardage: 3.5 Yds..

COM	GR1	GR2	GR3	GR4	GR5	GR6	GR7	GR8	GR9	GR10	LEA
\$1973	\$2113	\$2197	\$2285	\$2376	\$2471	\$2570	\$2673	\$2780	\$2891	\$3007	\$3552

3946W-L/R Three Unit - Side Table - Left/Right - Veneer (6 legs) COM Yardage: 3.5 Yds..

COM	GR1	GR2	GR3	GR4	GR5	GR6	GR7	GR8	GR9	GR10	LEA
\$2073	\$2219	\$2307	\$2399	\$2495	\$2595	\$2699	\$2807	\$2919	\$3035	\$3157	\$3732

Please specify placement of electrical box for upholstered units or occasional tables

OPTIONS

Add upcharge to list price and code to model number

FR	CA133 Fire Retardant per yard	\$90/yd.
MB	Moisture Barrier - per seat	\$125
PC	Polished Chrome Legs - per leg	\$35
2FO	Two Fabric Option	\$98

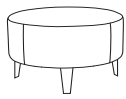
GD	Ganging Brackets	\$52
TABF(-)	Fixed Blade Tablet (specify shape A, B or C)	\$398
SST	Solid Surface Tablet Arm - add to tablet option	\$125
WOD	Solid Maple Wood Legs - set of four	\$24 per leg

DIMENSIONS	30" Round	36" Round	42" Round	48" Round
Overall Depth:	30"	36"	42"	48"
Overall Width:	30"	36"	42"	48"
Overall Height:	18"	18"	18"	18"
Qty./Wt.:	1 ea./44 lbs.	1 ea./77 lbs.	1 ea./88 lbs.	1 ea./115 lbs.



42" ROUND OTTOMAN

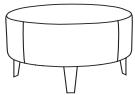
MODEL / DESCRIPTION / LIST PRICING



3947 30" Round Ottoman (4 legs)

COM Yardage: 2 Yds.

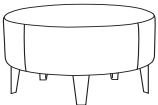
COM	GR1	GR2	GR3	GR4	GR5	GR6	GR7	GR8	GR9	GR10	LEA
\$1264	\$1353	\$1407	\$1464	\$1521	\$1582	\$1646	\$1712	\$1780	\$1852	\$1925	\$2275



3948 36" Round Ottoman (4 legs)

COM Yardage: 2.5 Yds.

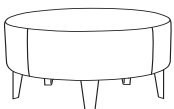
COM	GR1	GR2	GR3	GR4	GR5	GR6	GR7	GR8	GR9	GR10	LEA
\$1765	\$1888	\$1964	\$2041	\$2124	\$2208	\$2297	\$2389	\$2484	\$2583	\$2687	\$3177



3949 42" Round Ottoman (5 legs)

COM Yardage: 3.5 Yds.

COM	GR1	GR2	GR3	GR4	GR5	GR6	GR7	GR8	GR9	GR10	LEA
\$1791	\$1917	\$1993	\$2073	\$2156	\$2242	\$2332	\$2425	\$2522	\$2622	\$2727	\$3224



3950 48" Round Ottoman (5 legs)

COM Yardage: 4 Yds.

COM	GR1	GR2	GR3	GR4	GR5	GR6	GR7	GR8	GR9	GR10	LEA
\$2016	\$2158	\$2244	\$2334	\$2427	\$2525	\$2624	\$2730	\$2839	\$2953	\$3070	\$3630

OPTIONS

Add upcharge to list price and code to model number

FR	CA133 Fire Retardant per yard	\$90/yd.
MB	Moisture Barrier - per ottoman	\$125

PC	Polished Chrome Legs - per leg	\$35
WOD	Solid Maple Wood Legs - set of four	\$24 per leg

DIMENSIONS	27" Square	36" Square	48" Square
Overall Depth:	27"	36"	48"
Overall Width:	27"	36"	48"
Overall Height:	18"	18"	18"
Qty./Wt.:	1 ea./46 lbs.	1 ea./74 lbs.	1 ea./112 lbs.



27" SQUARE OTTOMAN

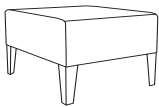
MODEL / DESCRIPTION / LIST PRICING



3951 27" Square Ottoman (4 legs)

COM Yardage: 2 Yds.

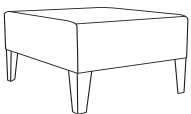
COM	GR1	GR2	GR3	GR4	GR5	GR6	GR7	GR8	GR9	GR10	LEA
\$1083	\$1159	\$1205	\$1254	\$1303	\$1355	\$1409	\$1466	\$1525	\$1585	\$1649	\$1949



3952 36" Square Ottoman (4 legs)

COM Yardage: 3 Yds.

COM	GR1	GR2	GR3	GR4	GR5	GR6	GR7	GR8	GR9	GR10	LEA
\$1638	\$1752	\$1822	\$1895	\$1970	\$2050	\$2132	\$2218	\$2306	\$2398	\$2494	\$2947



3953 48" Square Ottoman (4 legs)

COM Yardage: 4 Yds.

COM	GR1	GR2	GR3	GR4	GR5	GR6	GR7	GR8	GR9	GR10	LEA
\$1907	\$2040	\$2122	\$2207	\$2295	\$2387	\$2483	\$2581	\$2685	\$2792	\$2904	\$3433

OPTIONS

Add upcharge to list price and code to model number

FR	CA133 Fire Retardant per yard	\$90/yd.
MB	Moisture Barrier - per ottoman	\$125
PC	Polished Chrome Legs - per leg	\$35

GD	Ganging Brackets	\$52
WOD	Solid Maple Wood Legs - set of four	\$24 per leg

MARCO SERIES

Marco is a café design series with very durable steel frame construction incorporating features designed to last.

HURRY!
QUANTITIES
LIMITED!

DRASTICALLY
REDUCED



METAL BACK UPHOLSTERED
SEAT BAR STOOL



METAL BACK UPHOLSTERED
SEAT BAR STOOL

ORDERING INFORMATION

To Order Please Specify:

- | | |
|-----------------|--------------------------|
| 1) Series Name | 4) Frame Color |
| 2) Model Number | 5) Fabric Grade & Number |
| 3) Quantity | 6) Optional Items |

MARCO GENERAL SPECIFICATIONS

Upholstery

- Fully upholstered seat can be finished in choice of fabric, vinyl, crypton, leather or approved COM.

Frame

- 1.25" diameter 16 gauge square steel tube legs.
- Ladder back frame replaces wood backrest.

Glides

- Factory installed self-leveling steel glides.

Scuff Guard

- Standard factory installed stainless steel scuff guard on bar stools.

COLORS / FINISHES

Frame Finish Colors:

Standard powder coat colors.

OPTIONS

- CODE: FR - CA133 Fire Retardant
- CODE: MB - Moisture Barrier
- CODE: CH - Counter Height (24" seat height)
- CODE: SH - Specialty Height (any custom height)

DIMENSIONS	Chair	Bar Stool
Seat Width:	18"	18"
Seat Depth:	17"	17"
Seat Height:	18"	30"
Back Height:	33"	43.5"
Overall Width:	18"	18"
Overall Depth:	18"	18"
Qty./Wt. per carton:	2 ea./24 lbs.	2 ea./24 lbs.

MODEL / DESCRIPTION / LIST PRICING



5052 Metal Back Chair with **Upholstered Seat**

COM Yardage: 0.75 Yard

COM	GR1	GR2	GR3	GR4	GR5	GR6	GR7	GR8	GR9	GR10	LEA
\$291	\$311	\$324	\$337	\$350	\$364	\$379	\$394	\$410	\$426	\$443	\$524



5056 Metal Back Bar Stool with **Upholstered Seat**

COM Yardage: 0.75 Yard

COM	GR1	GR2	GR3	GR4	GR5	GR6	GR7	GR8	GR9	GR10	LEA
\$372	\$398	\$414	\$431	\$448	\$466	\$484	\$504	\$524	\$545	\$567	\$670

OPTIONS

Add upcharge to list price and code to model number

FR	CA 133 Fire Retardant - per yd.	\$90/yd.
MB	Moisture Barrier - Per Seat	\$68

CH	Counter Height (24" seat height)	\$28
SH	Specialty Height (any custom height)	\$28

**HURRY!
QUANTITIES
LIMITED!**

MAYA CAFÉ TABLES

Maya series Italian cast iron table bases have a round step pyramid shape. Choose from a large selection of laminate or wood veneer tops. Many standard and optional metal finishes available.



ROUND CAFÉ TABLE



SQUARE CAFÉ TABLE



BAR HEIGHT TABLE

ORDERING INFORMATION

- | | |
|-------------------------------|------------------------------|
| 1) Series Name | 7) Edge Style Code and Color |
| 2) Model Number | 8) Wood Species |
| 3) Size | 9) Wood Stain Color |
| 4) Quantity | 10) Optional Items |
| 5) Powder Coat Frame Finish | |
| 6) Laminate Selection and No. | |

**DRASTICALLY
REDUCED**

MAYA SPECIFICATIONS

Maya Base

- Table Height** Table height is 29" to 30" depending on table top specified. Bar Height table is 42".
- Column** Column made of 3", 14 gauge round tubular steel.
- Base** Maya base is made with a 22" diameter base spread high grade G:20 Italian cast iron.
- Plate** 10" x 10" square • 12" X 12" square
14" X 14" square • 24" x 24" square
- Assembly** Base mounts to tabletop with ¼-20 x 1" machine screws into metal inserts in top; no wood screws are used.

Table Tops

Table top core is CARB Compliant 1.25" particle board. Laminate, wood veneer and phenolic backing are glued with water based adhesives.

Edge Selections

ERG offers a wide variety of table top edge materials including PVC, wood, aluminum and resin/urethane. Refer to "Table Edges and Profiles" at beginning of "Tables" section.

FINISHES

Table Bases and Legs

Finished in your choice of standard powder coat colors. Finishes listed at beginning of price list. For colors refer to "Color Selections" brochure. For actual color samples, please call Customer Service.

Laminate/Veneer Selections

ERG offers over 1000 standard laminate choices from Nevamar, Wilsonart, Formica and Pionite. Wood veneer is available in transparent stain colors - custom stain matching available.

OPTIONS

- CODE: STH - Special Table Height (any table height other than 29")
- CODE: RP - Painted Foot Ring for Bar Height Tables
- CODE: GD - Ganging
- CODE: ULW - Ultra Lightweight Top
- CODE: RAD - Radius Corners for 3MM Edge

MODEL / DESCRIPTION / LIST PRICING

MAYA | CAFÉ | ROUND

Model Number	Table Top Size	Shpg. Wght.	Base Spread	LAMINATE TOP ASSORTED EDGES								VENEER TOP	
				GRP 1	GRP 2	GRP 3	GRP 4	GRP 5	GRP 6	GRP 7	GRP 8	GRP 9	
MA36D	36" Dia.	53	1-22"	\$725	\$745	\$823	\$872	\$1017	\$1139	\$1286	\$1834	\$2119	
MA42D	42" Dia.	72	1-22"	\$789	\$811	\$903	\$960	\$1,131	\$1272	\$1443	\$2016	\$2304	
MA48D	48" Dia.	149	1-22"	\$880	\$907	\$1017	\$1084	\$1286	\$1455	\$1659	\$2273	\$2572	

MAYA | CAFÉ | SQUARE

Model Number	Table Top Size	Shpg. Wght.	Base Spread	LAMINATE TOP ASSORTED EDGES								VENEER TOP	
				GRP 1	GRP 2	GRP 3	GRP 4	GRP 5	GRP 6	GRP 7	GRP 8	GRP 9	
MA36S	36" Sq.	67	1-22"	\$748	\$768	\$846	\$894	\$1039	\$1162	\$1309	\$1884	\$2185	
MA42S	42" Sq.	90	1-22"	\$804	\$827	\$921	\$979	\$1154	\$1302	\$1475	\$2058	\$2347	

MAYA | CAFÉ - 42" BAR HEIGHT

Model Number	Table Top Size	Shpg. Wght.	Base Spread	LAMINATE TOP ASSORTED EDGES								VENEER TOP	
				GRP 1	GRP 2	GRP 3	GRP 4	GRP 5	GRP 6	GRP 7	GRP 8	GRP 9	
MAH30D	30" Dia.	50	1-22"	\$701	\$717	\$782	\$823	\$942	\$1043	\$1164	\$1738	\$2049	
MAH36D	36" Dia.	63	1-22"	\$842	\$862	\$940	\$989	\$1134	\$1257	\$1403	\$2088	\$2461	
MAH36S	36" Sq.	67	1-22"	\$868	\$888	\$967	\$1015	\$1161	\$1283	\$1430	\$2145	\$2537	

OPTIONS

Add upcharge to list price and code to model number

STH	Special Table Height - other than 29" or 42"	\$150 per base	ULW	Ultra Lightweight Top	\$190
RP	Painted Foot Ring for Bar Height Table	\$110	RAD	Radius Corners for 3MM Edge	\$200 per table
GD	Ganging per table	\$95			

METROPOLIS SERIES

The Metropolis Series multipurpose stacking chairs are available in two versions each: Single piece plastic shell and fully upholstered shell. Frames are available in 4 leg. The Metropolis Hi-Rek plastic shell is UV impregnated and available in four colors.

HURRY!
QUANTITIES
LIMITED!



4-LEG STACKER



STACKING STOOLS

DRASTICALLY
REDUCED

ORDERING INFORMATION

To Order Please Specify:

- | | |
|-------------------------------|--------------------------|
| 1) Series Name | 6) Fabric Grade & Number |
| 2) Model Number | 7) Optional Items |
| 3) Quantity | 8) Back Cutouts |
| 4) Hi-Rek Plastic Shell Color | 9) Engraving |
| 5) Frame Color | |

METROPOLIS GENERAL SPECIFICATIONS

Shell

- Molded single piece shell made of durable Hi-Rek plastic, available in 2 shell colors.

Upholstery

- Fully upholstered shell is upholstered over .50" foam.
- Shell can be upholstered with choice of fabric, vinyl, crypton, leather or approved COM.

Frame

- Four Leg Models are .625" diameter, 14 gauge steel.

Glides

- Factory installed self leveling steel glides.

Stacking

- All models will stack 4 high on the floor.
- Metropolis chairs stack 16-18 high on a dolly.
- Upholstered Metropolis chairs stack 8-10 high on a dolly.

Features

- Metropolis Hi-Rek Shells offer easy cleaning.
- All Metropolis frame versions are specially designed as Wall Savers.

COLORS / FINISHES

Hi-Rek Shell Colors:

- Black • White

Frame Finish Colors:

- Standard powder coat colors.
- Optional polished chrome available with upcharge.

OPTIONS

- CODE: FR - CA133 Fire Retardant.
- CODE: MB - Moisture Barrier.
- CODE: CH - Counter Height (24" seat height)
- CODE: SH - Special Height (any custom height)
- CODE: PC - Polished Chrome Frame.
- CODE: CO - Cleanout Cutout Back Design.
- CODE: CUH - Horizontal Cube Seat Cutout Design.
- CODE: CUV - Vertical Cube Seat Cutout Design.
- CODE: 2FO/C - Two Fabric Option (front - back).
- CODE: O2FO/C - Two Fabric Option (offset).

PLASTIC SHELL COLORS



WHITE



BLACK



OFFSET TWO FABRICS



CLEANOUT CUTOUT BACK DESIGN



HORIZONTAL CUBE CUTOUT DESIGN



VERTICAL CUBE CUTOUT DESIGN

DIMENSIONS	Café Chair	Bar Stool
Seat Width:	17"	17"
Seat Depth:	15.5"	15.5"
Seat Height:	18.5"	31"
Back Height:	31.5"	44"
Overall Width:	21"	19.5"
Overall Depth:	20.5"	21"
Qty./Wt. per carton:	4 ea./50 lbs.	2 ea./50 lbs.



STACKING STOOLS

MODEL / DESCRIPTION / LIST PRICING



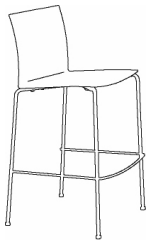
418 4-Leg Plastic Shell Stacking Chair

Chair
\$285

420 4-Leg Chair - Fully Upholstered

COM Yardage: 1.25 Yard

COM	GR1	GR2	GR3	GR4	GR5	GR6	GR7	GR8	GR9	GR10	LEA
\$507	\$542	\$564	\$587	\$610	\$635	\$660	\$686	\$714	\$742	\$772	\$913



430 Stacking Plastic Shell Bar Stool

Chair
\$405

432 Bar Stool - Fully Upholstered

COM Yardage: 1.25 Yard

COM	GR1	GR2	GR3	GR4	GR5	GR6	GR7	GR8	GR9	GR10	LEA
\$634	\$678	\$706	\$734	\$763	\$794	\$825	\$858	\$893	\$928	\$966	\$1141

OPTIONS

Add upcharge to list price and code to model number

FR	CA133 Fire Retardant per yard.	\$90/yd.
MB	Moisture Barrier - Per Seat	\$68
2FO/C	Two Fabric Option (frnt - bk)	\$49
O2FO/C	Two Fabric Option (offset)	\$49
CH	Counter Height (24" seat height)	\$28
SH	Special Height (any custom height)	\$28

PC	Polished Chrome - Chair	\$38
PC	Polished Chrome - Bar Stool	\$58
CO	Cleanout Cutout Back Design	\$75
CUH	Horizontal Cube Cutout Seat Design	\$75
CUV	Vertical Cube Cutout Seat Design	\$75
#196	Stacking Chair Dolly	\$483

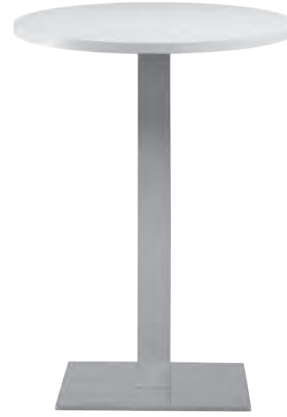
MONACO

Monaco Series features a square stainless steel column with a stainless steel base. This series is an ERG economically priced offering.

STAINLESS STEEL



MONACO LAMINATE TOP



MONACO BAR HEIGHT ROUND TOP

ORDER INFORMATION

- | | |
|-----------------|-------------------------------|
| 1) Series Name | 5) Laminate Selection and No. |
| 2) Model Number | 6) Edge Style Code and Color |
| 3) Size | 7) Optional Items |
| 4) Quantity | |

MONACO CAFÉ BASE SPECIFICATIONS

Monaco Base

Table Height	Table height is 29" to 30" depending on table top specified. Bar Height table is 42".
Column	3.15" square stainless steel #201.
Base	Square stainless steel #201. Base spread is 17", 22" or 24"
Plate	12" X 12" square 14" X 14" square
Spider	Depending on size of tabletop: 13" X 13" square 24" x 24" square
Glides	Adjustable glides
Assembly	Base mounts to tabletop with ¼-20 x 1" machine screws into metal inserts in top. NO WOOD SCREWS ARE USED.

FINISHES

Table Base

Stainless steel #201 finish is standard. Optional standard powder coat colors are available.

Laminate/Veneer Selections

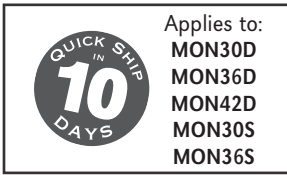
ERG offers over 1000 standard laminate choices from Nevamar, Wilsonart, Formica and Pionite. Wood veneer is available in transparent stain colors - custom stain matching available.

Special Edge Note:

Square tables using PVC T-edge will have a 2" radius on all corners. When ganging or butting tables together, ERG recommends using 3MM flat edge or flat wood edge.

OPTIONS

- CODE: SF - Powder Coat finish in choice of standard colors.
- CODE: GD - Ganging
- CODE: STH - Special Table Height, for any table height other than 29" or bar-height
- CODE: ULW - Ultra Lightweight Top
- CODE: RAD - Radius Corners for 3MM Edge



MODEL / DESCRIPTION / LIST PRICING

MONACO | CAFÉ | ROUND | STAINLESS STEEL BASE



Model Number	Table Top Size	Shpg. Wght.	Base Spread	LAMINATE TOP ASSORTED EDGES							VENEER TOP	
				GRP 1	GRP 2	GRP 3	GRP 4	GRP 5	GRP 6	GRP 7	GRP 8	GRP 9
MON24D	24" Dia.	60	17"	\$510	\$520	\$591	\$651	\$771	\$872	\$991	\$1181	\$1373
MON30D	30" Dia.	63	17"	\$614	\$627	\$719	\$799	\$958	\$1090	\$1249	\$1439	\$1643
MON36D	36" Dia.	73	22"	\$688	\$704	\$816	\$913	\$1106	\$1266	\$1458	\$1634	\$1837
MON42D	42" Dia.	108	22"	\$860	\$882	\$1028	\$1154	\$1403	\$1613	\$1864	\$2056	\$2294
MON48D	48" Dia.	117	22"	\$997	\$1022	\$1199	\$1351	\$1655	\$1906	\$2210	\$2398	\$2649

MONACO | CAFÉ | SQUARE | STAINLESS STEEL BASE



Model Number	Table Top Size	Shpg. Wght.	Base Spread	LAMINATE TOP ASSORTED EDGES							VENEER TOP	
				GRP 1	GRP 2	GRP 3	GRP 4	GRP 5	GRP 6	GRP 7	GRP 8	GRP 9
MON24S	24" Sq.	38	17"	\$508	\$518	\$591	\$653	\$778	\$881	\$1006	\$1182	\$1363
MON2430S	24x30 Sq.	74	17"	\$543	\$555	\$641	\$713	\$858	\$981	\$1126	\$1280	\$1453
MON30S	30" Sq.	74	17"	\$604	\$617	\$710	\$789	\$947	\$1082	\$1241	\$1420	\$1616
MON36S	36" Sq.	92	22"	\$698	\$714	\$830	\$930	\$1127	\$1293	\$1489	\$1659	\$1861
MON42S	42" Sq.	135	22"	\$918	\$939	\$1086	\$1211	\$1461	\$1671	\$1921	\$2170	\$2454
MON48S	48" Sq.	132	24"	\$1171	\$1201	\$1416	\$1600	\$1968	\$2274	\$2643	\$2834	\$3108

OPTIONS

Add upcharge to list price and code to model number

SF	Powder Coat finish - in standard colors	\$60 per base	ULW	Ultra Lightweight Top	\$190
GD	Ganging per table	\$95	RAD	Radius Corners for 3MM Edge	\$200 per table
STH	Special Table Height, other than 29" or 42"	\$150 per base			



MODEL / DESCRIPTION / LIST PRICING

MONACO | CAFÉ | RECTANGLE | STAINLESS STEEL BASE

RECTANGLE

Model Number	Table Top Size	Shpg. Wght.	Base Spread	LAMINATE TOP ASSORTED EDGES							VENEER TOP	
				GRP 1	GRP 2	GRP 3	GRP 4	GRP 5	GRP 6	GRP 7	GRP 8	GRP 9
MON2448	24x48 Sq.	70	2-17"	\$830	\$848	\$963	\$1064	\$1265	\$1431	\$1631	\$1927	\$2231
MON2460	24x60 Sq.	79	2-17"	\$867	\$886	\$1016	\$1127	\$1350	\$1534	\$1757	\$2031	\$2323
MON3048	30x48 Sq.	79	2-17"	\$864	\$882	\$1011	\$1120	\$1342	\$1527	\$1747	\$2023	\$2316
MON3060	30x60 Sq.	90	2-17"	\$915	\$937	\$1084	\$1210	\$1461	\$1672	\$1923	\$2166	\$2446

Note: When optional base finish is required, please multiply upcharge by 2 for tables supported with an extra base.

MONACO | BAR HEIGHT | ROUND | STAINLESS STEEL BASE

ROUND

Model Number	Table Top Size	Shpg. Wght.	Base Spread	LAMINATE TOP ASSORTED EDGES							VENEER TOP	
				GRP 1	GRP 2	GRP 3	GRP 4	GRP 5	GRP 6	GRP 7	GRP 8	GRP 9
MONH24D	24" Dia.	65	17"	\$620	\$630	\$701	\$760	\$880	\$982	\$1100	\$1400	\$1680
MONH30D	30" Dia.	70	17"	\$723	\$736	\$829	\$909	\$1068	\$1200	\$1359	\$1658	\$1950
MONH36D	36" Dia.	75	22"	\$831	\$848	\$960	\$1056	\$1248	\$1409	\$1601	\$1920	\$2237

MONACO | BAR HEIGHT | SQUARE | STAINLESS STEEL BASE

SQUARE

Model Number	Table Top Size	Shpg. Wght.	Base Spread	LAMINATE TOP ASSORTED EDGES							VENEER TOP	
				GRP 1	GRP 2	GRP 3	GRP 4	GRP 5	GRP 6	GRP 7	GRP 8	GRP 9
MONH36S	36" Sq.	80	24"	\$792	\$810	\$926	\$1024	\$1222	\$1388	\$1586	\$1850	\$2128

OPTIONS

Add upcharge to list price and code to model number

SF	Powder Coat finish - in standard colors	\$60 per base	ULW	Ultra Lightweight Top	\$190
GD	Ganging per table	\$95	RAD	Radius Corners for 3MM Edge	\$200 per table
STH	Special Table Height, other than 29"	\$150 per base			



RECTANGLE
CONFERENCE TABLE

ORDER INFORMATION

- | | |
|-----------------|------------------------------|
| 1) Series Name | 5) Laminate/Veneer Selection |
| 2) Model Number | 6) Edge Choice |
| 3) Size | 7) Optional Items |
| 4) Quantity | |

MONACO CONFERENCE SPECIFICATIONS

Conference Base

- Table Height** Table height is 29" to 30" depending on table top specified.
- Column** 3.15" square stainless steel #201.
- Base** Square stainless steel #201. Base spread is 22" or 24"
- Glides** Adjustable glides
- Assembly** Base mounts to tabletop with ¼-20 x 1" machine screws into metal inserts in top.
NO WOOD SCREWS ARE USED.

FINISHES

Table Base

Stainless steel #201 finish is standard. Optional standard powder coat colors are available.

Laminate/Veneer Selections

ERG offers over 1000 standard laminate choices from Nevamar, Wilsonart, Formica and Pionite. Wood veneer is available in transparent stain colors - custom stain matching available.

Special Edge Note:

Square tables using PVC T-edge will have a 2" radius on all corners. When ganging or butting tables together, ERG recommends using 3MM flat edge or flat wood edge.

OPTIONS

- CODE: SF - Powder Coat finish in choice of standard colors.
- CODE: GD - Ganging per table
- CODE: CRT - Racetrack table top
- CODE: COT - Elliptical Table top
- CODE: CBT - Boat table top
- CODE: STH - Special Table Height, for any table height other than 29" or bar-height
- CODE: RAD - Radius Corners for 3MM Edge
- CODE: CAT - Almost Rectangle Table Top.



RACETRACK
TABLE TOP OPTION

MODEL / DESCRIPTION / LIST PRICING

MONACO | CONFERENCE | RECTANGLE

	Model Number	Table Top Size	Shpg. Wght.	Base Spread	LAMINATE TOP ASSORTED EDGES							VENEER TOP	
					GRP 1	GRP 2	GRP 3	GRP 4	GRP 5	GRP 6	GRP 7	GRP 8	GRP 9
RECTANGLE	MONC4272	42 X 72	129	2-22"	\$2269	\$2315	\$2629	\$2900	\$3438	\$3890	\$4429	\$6036	\$6802
	MONC4284	42 X 84	144	2-22"	\$2358	\$2406	\$2744	\$3032	\$3609	\$4090	\$4669	\$6303	\$7068
	MONC4296	42 X 96	160	2-22"	\$2420	\$2471	\$2832	\$3140	\$3754	\$4267	\$4884	\$6515	\$7258
	MONC4872	48 X 72	142	2-22"	\$2321	\$2368	\$2702	\$2988	\$3558	\$4035	\$4605	\$6211	\$6959
	MONC4884	48 X 84	160	2-22"	\$2568	\$2619	\$2976	\$3283	\$3897	\$4409	\$5023	\$6835	\$7695
	MONC4896	48 X 96	178	2-22"	\$2638	\$2693	\$3076	\$3405	\$4061	\$4608	\$5264	\$7074	\$7911
	MONC48108*	48 X 108	196	3-22"	\$2810	\$2867	\$3275	\$3625	\$4324	\$4908	\$5607	\$7533	\$8424
	MONC48120*	48 X 120	214	3-22"	\$2881	\$2943	\$3376	\$3747	\$4489	\$5107	\$5849	\$7773	\$8639
	MONC48144*	*48 X 144	250	3-22"	\$3373	\$3442	\$3925	\$4339	\$5167	\$5855	\$6683	\$9021	\$10112
	MONC6096	60 X 96	214	2-24"	\$2974	\$3036	\$3467	\$3837	\$4574	\$5190	\$5928	\$7972	\$8918
	MONC60108*	60 X 108	237	3-24"	\$3113	\$3178	\$3639	\$4034	\$4826	\$5484	\$6274	\$8374	\$9332
	MONC60120*	60 X 120	259	3-24"	\$3274	\$3345	\$3837	\$4258	\$5102	\$5804	\$6647	\$8833	\$9820
	MONC60144*	*60 X 144	304	3-24"	\$3924	\$4003	\$4556	\$5029	\$5979	\$6768	\$7717	\$10466	\$11762

* Asterisk after model number indicates 2 piece tops with center seam for tables over 96" and longer

Note: Other sizes are available, please call ERG Customer Service.

OPTIONS

Add upcharge to list price and code to model number

SF	Powder Coat finish - in standard colors	\$60 per base
GD	Ganging per table	\$95
CRT	Racetrack table top	add 20%
COT	Elliptical table top	add 20%

CBT	Boat table top	add 25%
STH	Special Table Height, other than 29" or 42"	\$150 per base
RAD	Radius Corners for 3MM Edge	\$200 per table
CAT	Almost Rectangle table top	add 25%

HIGH PRESSURE LAMINATES
LPS
available on Mylo

MYLO SERIES

The Mylo Series chairs have a multiply Beech wood shell available with upholstered inserts. Mylo is available in chair and stool heights and demi back stools.

ORDERING INFORMATION

To Order Please Specify:

- | | |
|----------------------------|---|
| 1) Series Name | 6) Fabric Grade & Number |
| 2) Model Number | 7) Optional Items |
| 3) Quantity | 8) Back Cutouts |
| 4) Wood Stain Finish Color | 9) Engraving |
| 5) Optional Frame Color | 10) LPS (Laminate Plywood Seating) |

MYLO GENERAL SPECIFICATIONS

Shell

- One-piece contoured wood shell made of .50" thick, multi-ply Beech wood.
- Backs are offered with handgrip cut out.
- Shells are available in transparent wood stain colors or natural finish.

Upholstery

- Seat insert is upholstered over 1" foam.
- Seat can be upholstered with choice of fabric, vinyl, crypton, leather or approved COM.

Frame

- Chair frames are made of .625" diameter, 13 gauge steel tubing with hand brazed welds.
- Frames are available in café, bar stool and counter stool heights in polished chrome finish.

Glides

- Factory installed self leveling steel glides.

Stacking

- Chair and stool design stacks 4 high on the floor
- Chairs stack up to 6 on a dolly.



SOLID BACK



HAND GRIP CUTOUT



SIDE CHAIR UPHOLSTERED SEAT INSERT



TALL BACK BAR STOOL

COLORS / FINISHES

Wood Stain Finish Colors:

Standard wood stain colors.

Frame Finish Colors:

Polished chrome is standard.

Standard optional powder coat colors available with upcharge.

OPTIONS

- CODE: FR - CA133 Fire Retardant.
- CODE: MB - Moisture Barrier.
- CODE: CH - Counter Height (24" seat height)
- CODE: SH - Specialty Height (any custom height)
- CODE: SF - Powder Coat Frame.
- CODE: HG - Hand Grip Cutout Design Back.
- CODE: ENG - Laser Engraving.
- CODE: TT - Two Tone Stains.
- CODE: LPS - Laminate Plywood Seating.

DIMENSIONS	Chair
Seat Width:	18"
Seat Depth:	15"
Seat Height:	18.25"
Back Height:	33"
Overall Width:	20"
Overall Depth:	21"
Qty./Wt. per carton:	3 ea./40 lbs.



SIDE CHAIR



OPTIONAL DBC-PALM

MODEL / DESCRIPTION / LIST PRICING



1300 Wood Chair - Natural Stain Only



Chair
\$309

1300/SI Wood Chair - Natural Stain Only with Upholstered Seat Insert

COM Yardage: .75 Yard

COM	GR1	GR2	GR3	GR4	GR5	GR6	GR7	GR8	GR9	GR10	LEA
\$394	\$422	\$439	\$457	\$475	\$494	\$514	\$535	\$556	\$578	\$602	\$711



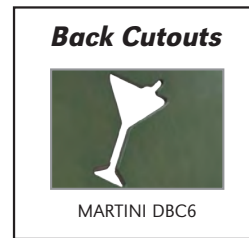
1302 Wood Chair - All Standard Stains

Chair
\$386

1302/SI Wood Chair - Upholstered Seat Insert

COM Yardage: .75 Yard

COM	GR1	GR2	GR3	GR4	GR5	GR6	GR7	GR8	GR9	GR10	LEA
\$475	\$508	\$528	\$549	\$572	\$594	\$618	\$643	\$668	\$695	\$723	\$855



OPTIONS

Add upcharge to list price and code to model number

FR	CA133 Fire Retardant per yard.	\$90/yd.
MB	Moisture Barrier - Per Seat	\$68
SF	Powder Coat Color Finish - 4-Leg Chair	\$38
SF	Powder Coat Color Finish - Bar Stool	\$58
HG	Hand Grip Cutout Design Back	\$75

ENG	Laser Engraving Back Design*	\$85
TT	Two Tone Wood Stains	\$75
LPS	Laminate Plywood Seating	Call
#196	Stacking Chair Dolly	\$483

*One time setup fee of \$245. Minimum 12 chairs (of same design and series)

DIMENSIONS	Demi Back Stool	Tall Back Stool
Seat Width:	18"	18"
Seat Depth:	15"	15"
Seat Height:	30"	30"
Back Height:	36"	44"
Overall Width:	20"	20"
Overall Depth:	20"	20"
Qty./Wt. per carton:	3 ea./45 lbs.	3 ea./62 lbs.



BAR STOOL WITH DBC OPTION



DEMI BACK BAR STOOL

MODEL / DESCRIPTION / LIST PRICING



1301 Tall Back Bar Stool - Natural Stain Only



Chair
\$444

1301/SI Tall Back Bar Stool - Natural Stain Only with Upholstered Seat Insert

COM Yardage: 0.75 Yard

COM	GR1	GR2	GR3	GR4	GR5	GR6	GR7	GR8	GR9	GR10	LEA
\$533	\$570	\$592	\$616	\$641	\$666	\$693	\$720	\$749	\$779	\$811	\$958



1304 Tall Back Bar Stool - All Standard Stains

Chair
\$516

1304/SI Tall Back Bar Stool with Upholstered Seat Insert

COM Yardage: 0.75 Yard

COM	GR1	GR2	GR3	GR4	GR5	GR6	GR7	GR8	GR9	GR10	LEA
\$599	\$641	\$666	\$693	\$721	\$750	\$780	\$812	\$844	\$878	\$913	\$1078



1306 Demi Back Bar Stool - All Standard Stains

Chair
\$583

1306/SI Demi Back Bar Stool with Upholstered Seat Insert

COM Yardage: 0.75 Yard

COM	GR1	GR2	GR3	GR4	GR5	GR6	GR7	GR8	GR9	GR10	LEA
\$666	\$713	\$742	\$771	\$801	\$834	\$867	\$902	\$938	\$975	\$1015	\$1199

OPTIONS

Add upcharge to list price and code to model number

FR	CA133 Fire Retardant per yard.	\$90/yd.
MB	Moisture Barrier - Per Seat	\$68
CH	Counter Height (24" seat height)	\$28
SH	Specialty Height (any custom height)	\$28
SF	Powder Coat Color Finish - 4-leg chair	\$38

SF	Powder Coat Color Finish - Bar Stool	\$58
HG	Hand Grip Cutout Design Back	\$75
ENG	Laser Engraving Back Design*	\$85
TT	Two Tone Wood Stains	\$75
LPS	Laminate Plywood Seating	Call

*One time setup fee of \$245. Minimum 12 chairs (of same design and series)

NAPOLI SERIES

The Napoli Banquette series has several standard upholstery designs and includes a table series. Seats and backs can be upholstered with matching fabrics, or choose an optional two tone or vinyl and fabric combination to match any color scheme.



NAPOLI SINGLE FABRIC BANQUETTE WITH NAPOLI FLOOR MOUNT TABLE



NAPOLI BANQUETTE WITH PRIVACY PANEL

ORDERING INFORMATION

- | | |
|--------------------------|-------------------------------|
| 1) Series Name | 6) Contrasting Fabrics |
| 2) Model Number | 7) Back Fabric Design Options |
| 3) Size | 8) Plinth Base Finish |
| 4) Quantity | 9) Optional Items |
| 5) Fabric Grade & Number | |

NAPOLI BANQUETTE SPECIFICATIONS

Upholstery

Seat and back are covered in choice of fabric, vinyl, crypton, leather or COM. All foam is fully bonded to frame. Seat cushions are 5" graded high resiliency (H.R.) block foam with back 2.5" (H.R.) foam. Seats and backs are covered entirely with special bonded polyester fiber to protect final upholstery. ERG uses only water based glues and adhesives in our upholstery process.

Frame Construction

Frame assembly is constructed of multi-ply hardwood, with tongue and groove construction. No sag-springs are installed in seat & back along with interlocking helicoil springs to prevent sagging and provide additional lower back and seat support.

Plinth Base

The standard recessed base is available in a choice of laminate or unfinished so that you can add your own cove base or carpet.

Anchoring

Napoli dining benches are easy to anchor to the floor. Floor mount instructions can be provided by customer service. Hardware for anchoring bench to the floor is not included.

Note:

Please allow extra fabric for repeat design.

COLORS / FINISHES

Back Designs


Split and V-designs for the back are included in the list price.

OPTIONS

- CODE: FR - CA133 Fire Retardant.
- CODE: MB -Moisture Barrier (up to 60" overall width).
- CODE: MB60 -Moisture Barrier (over 60" overall width).
- CODE: MBB -Moisture Barrier (up to 60" overall width Back-to-Back).
- CODE: MBB60 -Moisture Barrier (over 60" overall width Back-to-Back).
- CODE: 2FO - Two Fabric Option.
- CODE: 3FO - Three Fabric Option.
- CODE: 4FO - Four Fabric Option.
- CODE: USS - Under Seat Fully Lined Storage
- CODE: UFB - Unfinished Plinth Base.
- CODE: CO - Clean Out (overall width up to 50")
- CODE: CO1 - Clean Out (overall width over 50")



OPTIONAL UNDER SEAT FULLY LINED STORAGE



OPTIONAL CLEAN OUT

① STANDARD DESIGN BACK



48" wide bench with Standard design and optional contrasting fabrics

② SPLIT DESIGN BACK



48" wide bench with Split design and optional contrasting fabrics

③ V-DESIGN BACK



48" wide bench with optional contrasting fabrics in V-design

Three Back Designs

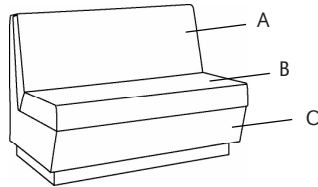
There are three back designs available for Napoli Banquettes. Please specify: Standard Back Design, Split Fabric Design or V-Back Design.

Ordering Contrasting Fabrics

Due to back design options it is necessary to include a sketch/layout with your order to specify which fabric is to be used on each area of the Banquette. Use the callouts shown to define fabric areas in your sketch. Please specify a back design, Standard, Split Fabric Design or V-Design. (V-Design is available on straight configured seating only.)

COM YARDAGE FOR NAPOLI BANQUETTE DESIGNS

Standard Back Design

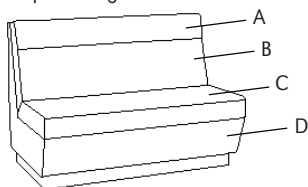


Standard Back Design

Model	Total	A - Back	B - Seat	C - Frame
360 - 48" Wide Straight	5.5 yards	1.75 yards	1.75 yards	3 yards
362 - 60" Wide Straight	7 yards	2.25 yards	2.25 yards	3.5 yards
365 - 72" Wide Straight	9 yards	2.5 yards	2.5 yards	4 yards

Please allow extra fabric for repeat design

Split Design Back

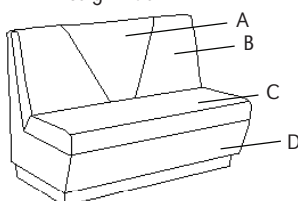


Split Design Back

Model	Total	A - Split Back	B - Split Back	C - Seat	D - Frame
360 - 48" Wide Straight	7 yards	1.5 yards	1.5 yards	1.75 yards	3 yards
362 - 60" Wide Straight	10 yards	2 yards	2.5 yards	2.25 yards	3.5 yards
365 - 72" Wide Straight	12 yards	2.5 yards	3 yards	3 yards	4 yards

Please allow extra fabric for repeat design

V-Design Back



V-Design Back*

Model	Total	A - V-Back	B - V-Back	C - Seat	D - Frame
360 - 48" Wide	6 yards	1 yard	1 yard	1.5 yards	2.5 yards
362 - 60" Wide	8.5 yards	1 yard	2 yards	2.5 yards	3 yards
365 - 72" Wide	10 yards	1 yard	2.5 yards	3 yards	3.5 yards

Please allow extra fabric for repeat design

*V-Design is available on straight configured seating only.

DIMENSIONS	48" Wide Banquette	60" Wide Banquette	72" Wide Banquette
Seat Depth:	18.5"	18.5"	18.5"
Seat Height:	18"	18"	18"
Overall Depth:	27.5"	27.5"	27.5"
Overall Width:	48"	60"	72"
Overall Height:	35"	35"	35"
Qty./Wt.:	1 ea./150 lbs.	1 ea./180 lbs.	1 ea./220 lbs.



NAPOLI STRAIGHT BANQUETTE

MODEL / DESCRIPTION / LIST PRICING



360 48" Wide Banquette

COM	GR1	GR2	GR3	GR4	GR5	GR6	GR7	GR8	GR9	GR10	LEA
\$2066	\$2211	\$2299	\$2391	\$2487	\$2586	\$2690	\$2797	\$2909	\$3025	\$3146	\$3719

362 60" Wide Banquette

COM	GR1	GR2	GR3	GR4	GR5	GR6	GR7	GR8	GR9	GR10	LEA
\$3050	\$3263	\$3394	\$3530	\$3671	\$3818	\$3970	\$4129	\$4294	\$4466	\$4645	\$5490

365 72" Wide Banquette

COM	GR1	GR2	GR3	GR4	GR5	GR6	GR7	GR8	GR9	GR10	LEA
\$4099	\$4386	\$4562	\$4744	\$4934	\$5131	\$5337	\$5550	\$5772	\$6003	\$6243	\$7379

OPTIONS

Add upcharge to list price and code to model number

FR	CA133 Fire Retardant per yard	\$90/yd.
MB	Moisture Barrier - up to 60" width	\$125 each
MB60	Moisture Barrier - over 60" width	\$200 each
2FO	Two Fabric Option	\$98
3FO	Three Fabric Option	\$148

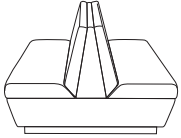
4FO	Four Fabric Option	\$215
UFB	Unfinished Plinth Base	Deduct \$80
USS	Under Seat Fully Lined Storage	\$450
CO	Clean Out (overall width up to 50")	\$250
CO1	Clean Out (overall width over 50")	\$385

DIMENSIONS	48" Wide B2B Banquette	60" Wide B2B Banquette	72" Wide B2B Banquette
Seat Depth:	18.5"	18.5"	18.5"
Seat Height:	18"	18"	18"
Overall Depth:	54"	54"	54"
Overall Width:	48"	60"	72"
Overall Height:	35"	35"	35"
Qty./Wt.:	1 ea./300 lbs.	1 ea./350 lbs.	1 ea./400 lbs.



NAPOLI BACK-TO-BACK BANQUETTE

MODEL / DESCRIPTION / LIST PRICING



360-B2B 48" Back-to-Back Banquette COM Yardage: Total: 11 Yds. / Bottom Frame: 3 Yds. / Back: 4 Yds. / Seat: 4 Yds.

COM	GR1	GR2	GR3	GR4	GR5	GR6	GR7	GR8	GR9	GR10	LEA
\$3925	\$4199	\$4367	\$4542	\$4724	\$4913	\$5109	\$5314	\$5526	\$5747	\$5977	\$7064

362-B2B 60" Back-to-Back Banquette COM Yardage: Total: 12.5 Yds. / Bottom Frame: 3.5 Yds. / Back: 4.5 Yds. / Seat: 4.5 Yds.

COM	GR1	GR2	GR3	GR4	GR5	GR6	GR7	GR8	GR9	GR10	LEA
\$5794	\$6200	\$6448	\$6706	\$6974	\$7253	\$7543	\$7845	\$8158	\$8485	\$8824	\$10429

365-B2B 72" Back-to-Back Banquette COM Yardage: Total: 14 Yds. / Bottom Frame: 4 Yds. / Back: 5 Yds. / Seat: 5 Yds.

COM	GR1	GR2	GR3	GR4	GR5	GR6	GR7	GR8	GR9	GR10	LEA
\$7789	\$8334	\$8668	\$9015	\$9375	\$9750	\$10140	\$10546	\$10968	\$11406	\$11863	\$14021

OPTIONS

Add upcharge to list price and code to model number

FR	CA133 Fire Retardant per yard	\$90/yd.
MB	Moisture Barrier - up to 60" width	\$125 each
MB60	Moisture Barrier - over 60" width	\$200 each
MBB	Moisture Barrier - up to 60" width (Back-to-Back)	\$250 each
MBB60	Moisture Barrier - over 60" width (Back-to-Back)	\$400 each
2FO	Two Fabric Option	\$98

3FO	Three Fabric Option	\$148
4FO	Four Fabric Option	\$215
UFB	Unfinished Plinth Base	Deduct \$80
USS	Under Seat Fully Lined Storage	\$450
CO	Clean Out (overall width up to 50")	\$250
CO1	Clean Out (overall width over 50")	\$385

PRIVACY PANELS ONLY

DIMENSIONS	48" Wide Privacy Panel	60" Wide Privacy Panel	72" Wide Privacy Panel
Panel Depth:	1"	1"	1"
Panel Width:	48"	60"	72"
Panel Height:	49"	49"	49"

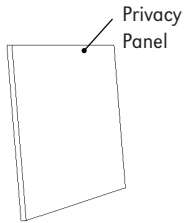


NAPOLI BANQUETTE
WITH PRIVACY PANEL



1/2" THICK ACRYLIC
PRIVACY PANELS AVAILABLE

MODEL / DESCRIPTION / LIST PRICING



360P 48" Wide Privacy Panel COM Yardage: Total: 3 Yds. (Please allow extra fabric for repeat design.)

COM	GR1	GR2	GR3	GR4	GR5	GR6	GR7	GR8	GR9	GR10	LEA
\$870	\$931	\$968	\$1007	\$1047	\$1089	\$1132	\$1177	\$1224	\$1274	\$1324	\$1565
LAMINATE			VENEER			ACRYLIC					
\$852			\$1676			CALL					

362P 60" Wide Privacy Panel COM Yardage: Total: 4 Yds. (Please allow extra fabric for repeat design.)

COM	GR1	GR2	GR3	GR4	GR5	GR6	GR7	GR8	GR9	GR10	LEA
\$1147	\$1228	\$1276	\$1328	\$1381	\$1436	\$1493	\$1553	\$1615	\$1680	\$1747	\$2065
LAMINATE			VENEER			ACRYLIC					
\$1114			\$2156			CALL					

365P 72" Wide Privacy Panel COM Yardage: Total: 5 Yds. (Please allow extra fabric for repeat design.)

COM	GR1	GR2	GR3	GR4	GR5	GR6	GR7	GR8	GR9	GR10	LEA
\$1405	\$1503	\$1563	\$1626	\$1691	\$1758	\$1828	\$1902	\$1978	\$2057	\$2138	\$2528
LAMINATE			VENEER			ACRYLIC					
\$1355			\$2531			CALL					

NAPOLI

Napoli Series is an ERG special economically priced offering from ERG. Bases include X-base, T-base and Floor mount.



NAPOLI SQUARE



NAPOLI RECTANGLE

ORDERING INFORMATION

- | | |
|----------------------------|-------------------------------|
| 1) Series Name | 6) Laminate Selection and No. |
| 2) Model Number | 7) Edge Style Code and Color |
| 3) Size | 8) Wood Species |
| 4) Quantity | 9) Wood Stain Color |
| 5) Powder Coat Base Finish | 10) Optional Items |

NAPOLI SPECIFICATIONS

Napoli Base

- Table Height** Table height is 29" to 30" depending on table top specified. Bar Height table is 42".
- Column** 3" round 14 gauge steel tubing welded to base and top plate.
- Base** The Napoli Base has a 22", 26", 32" or 38" X-base spread or 22" T-legs made of formed steel.
- Floor Mount** The Floor Mounted Base is made of 6" base spread diameter cast iron, with an 8" steel cover. Optional cover locking screw available.
- Plate** 10" x 10" square • 12" X 12" square
14" X 14" square • 24" x 24" square
- Glides** Adjustable zinc rubber cushion glides
- Assembly** Base mounts to top with 1/4"- 20 machine screws into metal inserts - NO WOOD SCREWS ARE USED.

FINISHES

Table Bases and Legs

Finished in standard powder coat colors.

Laminate/Veneer Selections

ERG offers over 1000 standard laminate choices from Nevamar, Wilsonart, Formica and Pionite. Wood veneer is available in transparent stain colors - custom stain matching available.

Special Edge Note

Square tables using PVC T-edge will have a 2" radius on all corners. When ganging or butting tables together, ERG recommends using 3MM flat edge or flat wood edge.

OPTIONS

- CODE: STH - Special Table Height, for any table height other than 29" or Bar Height.
- CODE: RP - Painted Foot Ring for Bar Height
- CODE: LCS - Locking Cover Screw for floor mount
- CODE: GD - Ganging
- CODE: ULW - Ultra Lightweight Top
- CODE: RAD - Radius Corners for 3MM Edge



NAPOLI FOOT DETAIL
BLACK TEXTURE FINISH

MODEL / DESCRIPTION / LIST PRICING

NAPOLI | CAFÉ | ROUND

	Model Number	Table Top Size	Shpg. Wght.	Base Spread	LAMINATE TOP ASSORTED EDGES							VENEER TOP	
					GRP 1	GRP 2	GRP 3	GRP 4	GRP 5	GRP 6	GRP 7	GRP 8	GRP 9
● ROUND	NP24D	24" Dia.	38	22" - X	\$408	\$418	\$485	\$543	\$658	\$755	\$870	\$1121	\$1225
	NP30D	30" Dia.	55	22" - X	\$447	\$460	\$549	\$626	\$779	\$906	\$1059	\$1280	\$1344
	NP36D	36" Dia.	88	30" - X	\$561	\$576	\$684	\$776	\$962	\$1116	\$1301	\$1591	\$1685
	NP42D	42" Dia.	100	36" - X	\$769	\$789	\$929	\$1049	\$1290	\$1492	\$1731	\$2157	\$2308
	NP48D	48" Dia.	110	36" - X	\$853	\$877	\$1047	\$1194	\$1485	\$1728	\$2020	\$2440	\$2564

NAPOLI | CAFÉ | SQUARE

	Model Number	Table Top Size	Shpg. Wght.	Base Spread	LAMINATE TOP ASSORTED EDGES							VENEER TOP	
					GRP 1	GRP 2	GRP 3	GRP 4	GRP 5	GRP 6	GRP 7	GRP 8	GRP 9
■ SQUARE	NP24S	24" Sq.	48	22" - X	\$406	\$416	\$486	\$546	\$665	\$765	\$884	\$1125	\$1219
	NP2430S	24x30 Sq.	53	22" - X	\$440	\$452	\$533	\$603	\$742	\$859	\$1000	\$1238	\$1320
	NP30S	30" Sq.	69	22" - X	\$438	\$454	\$541	\$617	\$770	\$897	\$1049	\$1260	\$1317
	NP36S	36" Sq.	111	30" - X	\$570	\$585	\$697	\$792	\$983	\$1141	\$1332	\$1621	\$1713
	NP42S	42" Sq.	125	36" - X	\$777	\$798	\$938	\$1059	\$1300	\$1500	\$1742	\$2177	\$2335

NAPOLI | CAFÉ | RECTANGLE

	Model Number	Table Top Size	Shpg. Wght.	Base Spread	LAMINATE TOP ASSORTED EDGES							VENEER TOP	
					GRP 1	GRP 2	GRP 3	GRP 4	GRP 5	GRP 6	GRP 7	GRP 8	GRP 9
■ RECTANGLE	NP2448	24x48 Sq.	70	22"x30" - X	\$715	\$732	\$843	\$940	\$1132	\$1293	\$1485	\$1946	\$2145
	NP2460	24x60 Sq.	79	2-22" - T	\$750	\$769	\$894	\$1001	\$1214	\$1392	\$1607	\$2065	\$2253
	NP2472	24x72 Sq.	90	2-22" - T	\$783	\$802	\$939	\$1056	\$1289	\$1484	\$1718	\$2175	\$2351
	NP3048	30x48 Sq.	79	2-22" - T	\$748	\$765	\$889	\$994	\$1208	\$1385	\$1596	\$2055	\$2244
	NP3060	30x60 Sq.	90	2-22" - T	\$797	\$818	\$959	\$1080	\$1322	\$1525	\$1766	\$2223	\$2395
	NPT3072	30x72 Sq.	102	2-22" - T	\$840	\$863	\$1019	\$1153	\$1421	\$1643	\$1911	\$2367	\$2523

NAPOLI | BAR HEIGHT

	Model Number	Table Top Size	Shpg. Wght.	Base Spread	LAMINATE TOP ASSORTED EDGES							VENEER TOP	
					GRP 1	GRP 2	GRP 3	GRP 4	GRP 5	GRP 6	GRP 7	GRP 8	GRP 9
● ROUND	NPH24D	24" Dia.	63	22" - X	\$576	\$586	\$654	\$712	\$827	\$924	\$1040	\$1493	\$1727
	NPH30D	30" Dia.	73	30" - X	\$615	\$628	\$717	\$794	\$947	\$1073	\$1226	\$1649	\$1845
	NPH36D	36" Dia.	86	36" - X	\$708	\$722	\$831	\$923	\$1109	\$1262	\$1448	\$1913	\$2121

OPTIONS

Add upcharge to list price and code to model number

STH	Special Table Height, other than 29" or bar height	\$150 per base	ULW	Ultra Lightweight Top	\$190
RP	Painted Footring for Bar Height	\$110	RAD	Radius Corners for 3MM Edge	\$200 per table
GD	Ganging per table	\$95			

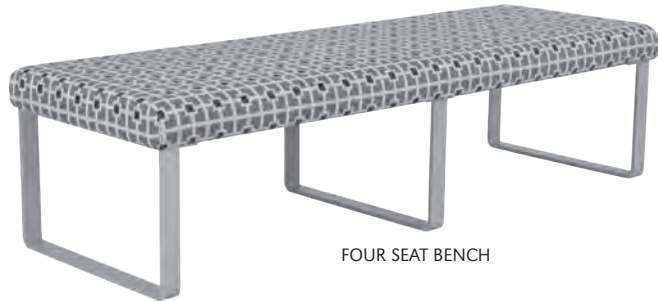
NEWPORT BENCH

The Newport Series offers the utmost in seating comfort. Seats can be upholstered to match any color scheme. Frame available in choice of powder coat finish colors.

Newport Bench
Available in 3 widths
48", 60" and 72"



TWO SEAT BENCH



FOUR SEAT BENCH

ORDERING INFORMATION

- | | |
|-----------------|----------------------------|
| 1) Series Name | 4) Fabric Grade and Number |
| 2) Model Number | 5) Color finish for legs |
| 3) Quantity | 6) Optional Items |

COLORS / FINISHES

Legs

Available in standard powder coat finishes.

NEWPORT LOUNGE SPECIFICATIONS

Frame Construction

Frame assembly is constructed of multi-ply hardwood, with tongue and groove construction integrated with a fully welded 14-gauge square tubular steel inner frame. All foam is fully bonded to frame. Seat cushions are 4" graded high resiliency (H.R.) block foam, covered entirely with special bonded polyester fiber to protect final upholstery.

Upholstery


Seat is covered in choice of fabric, vinyl, crypton, leather or COM. ERG uses only water based glues and adhesives in our upholstery process.

Sled Base


Rectangular legs are constructed of fully-welded 2" x 0.50" solid steel and solid steel crossbar.

OPTIONS

- CODE: FR - CA133 Fire Retardant.
- CODE: MB -Moisture Barrier.
- CODE: GD - Ganging Brackets (Necessary when ganging two or more units together).
- CODE: SBH - Special Height.




NEWPORT FEATURES A FULLY WELDED, 14-GAUGE SQUARE TUBULAR STEEL INNER FRAME AND STEEL INSERTS FOR LEG SCREWS



NEWPORT INNER-FRAME CONSTRUCTION (LEGS REMOVED, LOUNGE SHOWN)

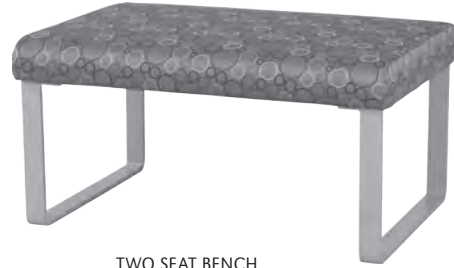


FULLY WELDED LEGS WITH CROSS-OVER SUPPORT



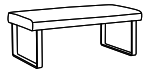
COORDINATE WITH NEWPORT LOUNGE/ BANQUETTE SERIES

DIMENSIONS	Two Seat	Three Seat	Four Seat
Seat Height:	18"	18"	18"
Overall Width:	48"	60"	72"
Overall Depth:	18"	18"	18"
Qty./Wt.:	1 ea./70 lbs.	1 ea./110 lbs.	1 ea./130 lbs.



TWO SEAT BENCH

MODEL / DESCRIPTION / LIST PRICING



4021 Two Seat Bench 48"

COM Yardage: 2 Yds.

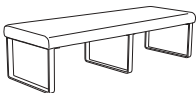
COM	GR1	GR2	GR3	GR4	GR5	GR6	GR7	GR8	GR9	GR10	LEA
\$1687	\$1806	\$1878	\$1953	\$2031	\$2112	\$2196	\$2285	\$2375	\$2471	\$2570	\$3036



4023 Three Seat Bench 60"

COM Yardage: 2.5 Yds.

COM	GR1	GR2	GR3	GR4	GR5	GR6	GR7	GR8	GR9	GR10	LEA
\$2109	\$2257	\$2346	\$2441	\$2538	\$2640	\$2745	\$2855	\$2969	\$3088	\$3212	\$3797



4025 Four Seat Bench 72"

COM Yardage: 3 Yds.

COM	GR1	GR2	GR3	GR4	GR5	GR6	GR7	GR8	GR9	GR10	LEA
\$2650	\$2836	\$2949	\$3066	\$3189	\$3317	\$3449	\$3587	\$3731	\$3880	\$4036	\$4770

OPTIONS

Add upcharge to list price and code to model number

FR	CA 133 Fire Retardant - per yd.	\$90/yd.	GD	Ganging Brackets	\$52
MB	Moisture Barrier - per seat	\$125	SBH	Special Height - per unit	\$295


Newport Modular
Available in 4 widths
36", 48", 60" and 72"

NEWPORT COLLECTION

The Newport Series offers the utmost in seating comfort. Seats and backs can be upholstered with matching fabrics, or choose a two tone or vinyl and fabric combination to match any color scheme. Frame available in choice of powder coat finish colors.



NEWPORT STRAIGHT 60" LOUNGE



NEWPORT 90° CURVE LOUNGE
WITH OPTIONAL PRIVACY PANEL

ORDERING INFORMATION

- | | |
|----------------------------|-------------------------------|
| 1) Series Name | 6) Panel Selection And Finish |
| 2) Model Number | 7) Floor Mount |
| 3) Quantity | 8) Electrical |
| 4) Fabric Grade and Number | 9) Optional Items |
| 5) Color Finish For Legs | |

NEWPORT LOUNGE SPECIFICATIONS

Frame Construction

Frame assembly is constructed of multi-ply hardwood, with tongue and groove construction integrated with a fully welded 14-gauge square tubular steel inner frame. All foam is fully bonded to frame. Seat cushions are 4" graded high resiliency (H.R.) block foam with back 2" (H.R.) foam, covered entirely with special bonded polyester fiber to protect final upholstery. No sag-springs are installed in the back along with interlocking helicoil springs to prevent sagging and provide additional lower back support.

Upholstery

Seat and back are covered in choice of fabric, vinyl, crypton, leather or COM. ERG uses only water based glues and adhesives in our upholstery process.

Sled Base

Rectangular legs are constructed of fully-welded 2" x 0.50" solid steel and solid steel crossbar.

Privacy Panel

Straight privacy panels are available in upholstery, laminate, veneer or acrylic. Curved privacy panels are available in upholstery or acrylic.

Note:

Please allow extra fabric for repeat design.

COLORS / FINISHES

Metal Sled Base


Available in standard powder coat finishes.

OPTIONS

- CODE: FR - CA133 Fire Retardant.
- CODE: MB -Moisture Barrier (up to 60" overall width).
- CODE: MB60 -Moisture Barrier (over 60" overall width).
- CODE: MBB -Moisture Barrier (up to 60" overall width Back-to-Back).
- CODE: MBB60 -Moisture Barrier (over 60" overall width Back-to-Back).
- CODE: 2FO - Two Fabric Option.
- CODE: GB - Ganging Brackets (Necessary when ganging two or more modules together).
- CODE: NP36, NP48, NP60, NP72 - Laminate power panel. (also available in Back to Back)

Note: Factory installed power/data available, see accessories section for details and pricing. Does not include power unit.

OPTIONS



Privacy Panels



Two Fabrics



Power / Data Panel


Note: Factory installed power/data available, see accessories section for details and pricing.



FEATURES



Newport features a fully welded, 14-gauge square tubular steel inner frame and steel inserts for leg screws.




Newport inner-frame Construction
(Legs removed)



Fully welded legs with
cross-over support

DIMENSIONS	Straight Unit	Back to Back Unit	45° Curve Inside	45° Curve Outside	60° Curve Inside	60° Curve Outside	90° Curve Inside	90° Curve Outside
Seat Depth:	18"	18"	18"	18"	18"	18"	18"	18"
Seat Height:	18"	18"	18"	18"	18"	18"	18"	18"
Overall Depth:	24.5"	49"	24.5"	24.5"	24.5"	24.5"	24.5"	24.5"
Overall Width:	36, 48, 60, 72"	36, 48, 60, 72"	46"	46"	60"	60"	85"	85"
Overall Height:	31"	31"	31"	31"	31"	31"	31"	31"
Qty./Wt.:	1 ea./89 lbs.	1 ea./89 lbs.	1 ea./110 lbs.	1 ea./110 lbs.	1 ea./115 lbs.	1 ea./115 lbs.	1 ea./140 lbs.	1 ea./140 lbs.


STRAIGHT




Model 4020
36" Straight Unit



Model 4022
48" Straight Unit

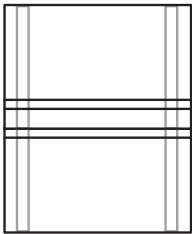


Model 4024
60" Straight Unit

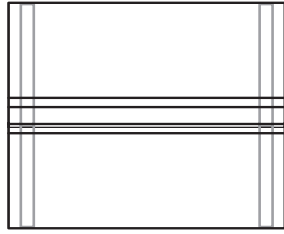


Model 4026
72" Straight Unit

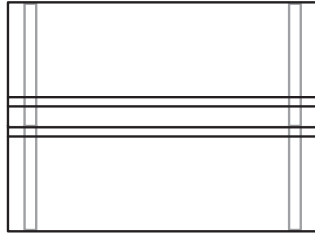
BACK-TO-BACK



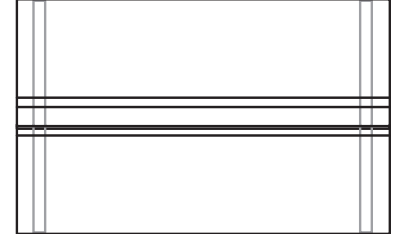
4020-BB
36" Straight Unit



Model 4022-BB
48" Straight Unit

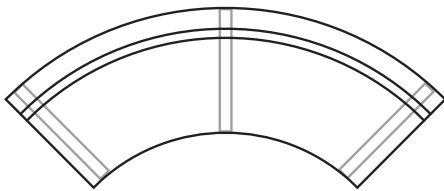


4024-BB
60" Straight Unit

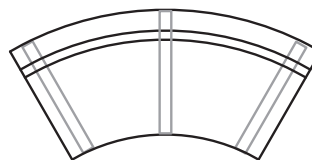


4026-BB
72" Straight Unit

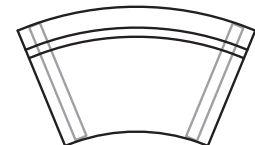
CURVES



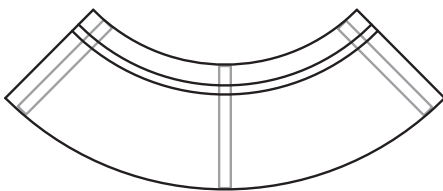
Model 4036
90° Inside Curve Unit



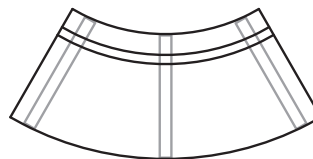
Model 4032
60° Inside Curve Unit



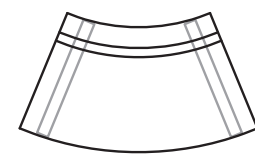
Model 4028
45° Inside Curve Unit



Model 4038
90° Outside Curve Unit



Model 4034
60° Outside Curve Unit




Model 4030
45° Outside Curve Unit

CAD Design and Engineering services per your specifications are available to customers requesting this service. Please provide exact room dimensions, desired configuration and seating requirements and fax your order to ERG Customer Service: 1-805-981-9878 or call toll free: 1-800-446-1186.



NEWPORT STRAIGHT 36" UNIT

MODEL / DESCRIPTION / LIST PRICING



4020 36" Straight Unit COM Yardage: Total: 3 Yds. / Back: 1.5 Yds. / Seat: 1.5 Yds.

COM	GR1	GR2	GR3	GR4	GR5	GR6	GR7	GR8	GR9	GR10	LEA
\$2179	\$2331	\$2424	\$2521	\$2622	\$2727	\$2836	\$2949	\$3068	\$3190	\$3318	\$3922

4022 48" Straight Unit COM Yardage: Total: 4 Yds. / Back: 2 Yds. / Seat: 2 Yds.

COM	GR1	GR2	GR3	GR4	GR5	GR6	GR7	GR8	GR9	GR10	LEA
\$2490	\$2664	\$2771	\$2882	\$2996	\$3117	\$3242	\$3371	\$3506	\$3646	\$3792	\$4481

4024 60" Straight Unit COM Yardage: Total: 5 Yds. / Back: 2.5 Yds. / Seat: 2.5 Yds.

COM	GR1	GR2	GR3	GR4	GR5	GR6	GR7	GR8	GR9	GR10	LEA
\$2905	\$3109	\$3232	\$3361	\$3496	\$3636	\$3781	\$3932	\$4090	\$4254	\$4424	\$5228

4026 72" Straight Unit COM Yardage: Total: 6 Yds. / Back: 3 Yds. / Seat: 3 Yds.

COM	GR1	GR2	GR3	GR4	GR5	GR6	GR7	GR8	GR9	GR10	LEA
\$3735	\$3996	\$4156	\$4322	\$4495	\$4675	\$4862	\$5056	\$5258	\$5469	\$5688	\$6723

OPTIONS

Add upcharge to list price and code to model number

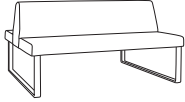
FR	CA133 Fire Retardant per yard	\$90/yd.
MB	Moisture Barrier - up to 60" width	\$125 each
MB60	Moisture Barrier - over 60" width	\$200 each
2FO	Two Fabric Option	\$98
GB	Ganging Brackets	\$52

NP36	Laminate power panel 36"	\$418
NP48	Laminate power panel 48"	\$440
NP60	Laminate power panel 60"	\$710
NP72	Laminate power panel 72"	\$835



NEWPORT STRAIGHT 60" BACK-TO-BACK UNIT

MODEL / DESCRIPTION / LIST PRICING



4020-BB 36" Straight Unit -Back-to-Back

COM Yardage: Total: 6 Yds. / Back: 3 Yds. / Seat: 3 Yds.

COM	GR1	GR2	GR3	GR4	GR5	GR6	GR7	GR8	GR9	GR10	LEA
\$4140	\$4429	\$4607	\$4791	\$4983	\$5182	\$5389	\$5605	\$5829	\$6062	\$6304	\$7452

4022-BB 48" Straight Unit Back-to-Back

COM Yardage: Total: 8 Yds. / Back: 4 Yds. / Seat: 4 Yds.

COM	GR1	GR2	GR3	GR4	GR5	GR6	GR7	GR8	GR9	GR10	LEA
\$4731	\$5062	\$5264	\$5475	\$5694	\$5922	\$6158	\$6404	\$6661	\$6927	\$7204	\$8514

4024-BB 60" Straight Unit - Back-to-Back

COM Yardage: Total: 10 Yds. / Back: 5 Yds. / Seat: 5 Yds.

COM	GR1	GR2	GR3	GR4	GR5	GR6	GR7	GR8	GR9	GR10	LEA
\$5519	\$5905	\$6141	\$6388	\$6642	\$6909	\$7184	\$7472	\$7771	\$8082	\$8405	\$9934

4026-BB 72" Straight Unit - Back-to-Back

COM Yardage: Total: 12 Yds. / Back: 6 Yds. / Seat: 6 Yds.


COM	GR1	GR2	GR3	GR4	GR5	GR6	GR7	GR8	GR9	GR10	LEA
\$7096	\$7593	\$7897	\$8212	\$8540	\$8883	\$9237	\$9606	\$9991	\$10391	\$10807	\$12772

OPTIONS

Add upcharge to list price and code to model number

FR	CA133 Fire Retardant per yard	\$90/yd.
MBB	Moisture Barrier - up to 60" width Back-to-Back	\$250 each
MBB60	Moisture Barrier - over 60" width Back-to-Back	\$400 each
2FO	Two Fabric Option	\$98
GB	Ganging Brackets	\$52

NP36	Laminate power panel 36" Back-to-Back	\$795
NP48	Laminate power panel 48" Back-to-Back	\$835
NP60	Laminate power panel 60" Back-to-Back	\$1350
NP72	Laminate power panel 72" Back-to-Back	\$1585




NEWPORT CORNER CONFIGURATION



NEWPORT COMBINED STRAIGHT 60° UNIT
TWO CURVE 60° INSIDE CURVE UNITS

MODEL / DESCRIPTION / LIST PRICING



4028 45° Inside Curve Unit

COM Yardage: Total: 5 Yds. / Back: 2.5 Yds. / Seat: 2.5 Yds.

COM	GR1	GR2	GR3	GR4	GR5	GR6	GR7	GR8	GR9	GR10	LEA
\$2687	\$2876	\$2991	\$3111	\$3234	\$3364	\$3499	\$3639	\$3784	\$3935	\$4092	\$4837

4032 60° Inside Curve Unit

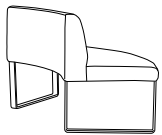
COM Yardage: Total: 6 Yds. / Back: 3 Yds. / Seat: 3 Yds.

COM	GR1	GR2	GR3	GR4	GR5	GR6	GR7	GR8	GR9	GR10	LEA
\$3351	\$3586	\$3729	\$3878	\$4034	\$4195	\$4363	\$4538	\$4718	\$4908	\$5104	\$6032

4036 90° Inside Curve Unit

COM Yardage: Total: 7 Yds. / Back: 3.5 Yds. / Seat: 3.5 Yds.

COM	GR1	GR2	GR3	GR4	GR5	GR6	GR7	GR8	GR9	GR10	LEA
\$4980	\$5328	\$5541	\$5763	\$5994	\$6233	\$6482	\$6741	\$7012	\$7291	\$7584	\$8963



4030 45° Outside Curve Unit

COM Yardage: Total: 5 Yds. / Back: 2.5 Yds. / Seat: 2.5 Yds.

COM	GR1	GR2	GR3	GR4	GR5	GR6	GR7	GR8	GR9	GR10	LEA
\$2687	\$2876	\$2991	\$3111	\$3234	\$3364	\$3499	\$3639	\$3784	\$3935	\$4092	\$4837

4034 60° Outside Curve Unit

COM Yardage: Total: 6 Yds. / Back: 3 Yds. / Seat: 3 Yds.

COM	GR1	GR2	GR3	GR4	GR5	GR6	GR7	GR8	GR9	GR10	LEA
\$3351	\$3586	\$3729	\$3878	\$4034	\$4195	\$4363	\$4538	\$4718	\$4908	\$5104	\$6032

4038 90° Outside Curve Unit

COM Yardage: Total: 7 Yds. / Back: 3.5 Yds. / Seat: 3.5 Yds.

COM	GR1	GR2	GR3	GR4	GR5	GR6	GR7	GR8	GR9	GR10	LEA
\$4980	\$5328	\$5541	\$5763	\$5994	\$6233	\$6482	\$6741	\$7012	\$7291	\$7584	\$8963

Note: For laminate base please call for quote.

OPTI ONS

Add upcharge to list price and code to model number

FR	CA133 Fire Retardant per yard	\$90/yd.
MB	Moisture Barrier - up to 60" width	\$125 each
MB60	Moisture Barrier - over 60" width	\$200 each

2FO	Two Fabric Option	\$98
GB	Ganging Brackets	\$52

NEWPORT OCCASIONAL TABLE

The Newport Occasional Table is high pressure laminate or solid surface top on a welded solid steel frame. Coordinates with Newport Lounge Series.



NEWPORT ROUND COFFEE TABLE



NEWPORT ROUND END TABLE

ORDERING INFORMATION

- | | |
|-----------------|--------------------------------|
| 1) Series Name | 5) Laminate / Veneer Selection |
| 2) Model Number | 6) Edge Selection |
| 3) Quantity | 7) Optional Items |
| 4) Frame finish | |

NEWPORT SPECIFICATIONS

Table

Table top is CARB Phase I & Phase II Compliant. Laminate, wood veneer and phenolic backing are glued with water based adhesives.

Table Tops

ERG offers over 1000 standard laminate choices from Nevamar, Wilsonart, Formica and Pionite. Wood veneer in transparent stain colors and custom stain matching are also available. Solid Surface, 3Form Chroma and stone table tops will be quoted upon request.

Frame


The Newport features a welded 0.5" x 2" solid steel frame. Frames are sandblasted prior to final powder coating in your choice of standard powder coat colors.

Series Note:

For more Newport models - See Banquettes and Benches.




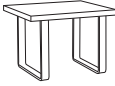


NEWPORT RECTANGULAR COFFEE TABLE



NEWPORT RECTANGULAR COFFEE TABLE

MODEL / DESCRIPTION / LIST PRICING

NEWPORT OCCASIONAL TABLES

	Model Number	Model Description	Table Top Size	Table Height	Table Shape	Shpg. Weight	LAMINATE TOP EDGE 2B OR 3A	WOOD VENEER EDGE 8G
	NEW102	Occasional	24" dia.	17"	round	40 lbs.	\$1066	\$1535
	NEW104	Occasional	28" dia.	17"	round	50 lbs.	\$1286	\$1852
	NEW106	Occasional	24" dia.	22"	round	40 lbs.	\$1172	\$1687
	NEW108	Occasional	28" dia.	22"	round	45 lbs.	\$1415	\$2037
	NEW110	Occasional	20" x 20"	17"	square	45 lbs.	\$1139	\$1640
	NEW112	Occasional	24" x 24"	17"	square	60 lbs.	\$1360	\$1958
	NEW114	Occasional	28" x 28"	17"	square	60 lbs.	\$1465	\$2109
	NEW116	Occasional	20" x 20"	22"	square	80 lbs.	\$1254	\$1805
	NEW118	Occasional	24" x 24"	22"	square	90 lbs.	\$1495	\$2153
	NEW120	Occasional	28" x 28"	22"	square	90 lbs.	\$1612	\$2321
	NEW122	Occasional	36" dia.	17"	round	60 lbs.	\$1496	\$2155
	NEW124	Occasional	42" dia.	17"	round	60 lbs.	\$1601	\$2306
	NEW126	Occasional	36" dia.	22"	round	60 lbs.	\$1646	\$2370
	NEW128	Occasional	42" dia.	22"	round	60 lbs.	\$1762	\$2378
	NEW130	Occasional	24" x 48"	17"	rectangular	45 lbs.	\$1811	\$2608
	NEW132	Occasional	24" x 60"	17"	rectangular	60 lbs.	\$1969	\$2835
	NEW134	Occasional	24" x 48"	22"	rectangular	60 lbs.	\$1993	\$2870
	NEW136	Occasional	24" x 60"	22"	rectangular	60 lbs.	\$2165	\$3117

OJAI BENCH SEATING

Ojai Modular Platform seating is a versatile collection of modular benches with on-line tables.



OJAI BENCH WITH 2 SEATS AND CENTER ON-LINE TABLE



OJAI BENCH WITH 2 SEATS AND ON-LINE END TABLE ON RIGHT SIDE

ORDERING INFORMATION

To Order Please Specify:

- | | |
|----------------------------|---|
| 1) Series Name | 5) Wood Stain Selection for On-Line Table |
| 2) Model Number | 6) Fabric Grade & Number |
| 3) Quantity | 7) Optional Items |
| 4) Wood Stain Finish Color | |

OJAI GENERAL SPECIFICATIONS

Upholstery

Seat is covered in choice of fabric, vinyl, crypton, leather or COM. ERG uses only water based glues and adhesives in our upholstery process.

Frame Construction

Frame assembly is constructed of multi-ply hardwood, with tongue and groove construction. All foam is fully bonded to frame. Seat cushions are 4" graded high resiliency (H.R.) block foam, covered entirely with special bonded polyester fiber to protect final upholstery. No sag-springs are installed in seat along with interlocking helicoil springs to prevent sagging and provide additional seat support.

Platform

Wooden platform is solid maplewood that is finished in transparent wood stain colors. All stains, sealers and lacquers used by ERG are water based and 100% environmentally friendly.

Online Table

The online table, with or without the optional inset storage shelf and magazine rack, will be finished in a standard laminate to match your choice of six standard stain colors for the wood platform base.

Power / Comm

Units are available with power/data receptacles, please consult with your network administrator and ERG Customer Service.

Tables

For coordinating Occasional tables see the Ojai Occasional Series.

COLORS / FINISHES

Ojai Wood Stain Finish Colors:

ERG offers transparent wood stain color choices for Ojai wood frame, base, legs and armcaps. Please refer to Color Finishes publication.

Note: On-Line Tables receiving stain will color match the wood frame unless specified otherwise.

OPTIONS

- CODE: FR - CA133 Fire Retardant.
- CODE: MB - Moisture Barrier.
- CODE: IMS - Inset Magazine Rack and Storage for On-Line Table.
- CODE: UFI - Upholstered Front, On-line Table.
- CODE: GF - Factory Ganging Preparation (field hardware included).
- CODE: LTI - On-Line Table Full Veneer (sides & top)

Note: Factory installed power/data available, see accessories section for details and pricing.

Series Note:

For more Ojai models - see Lounge section.



INSET MAGAZINE AND STORAGE SHELF



MAGAZINE RACK



UPHOLSTERED FRONT



POWER / DATA



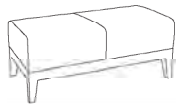
STORAGE SHELF

DIMENSIONS	Two Seat	Three Seat	Two Seat w/ Online Table
Seat Width:	22"	22"	22"
Seat Depth:	27"	27"	27"
Seat Height:	18"	18"	18"
Back Height:	-	-	-
Overall Width:	44"	66"	66"
Overall Depth:	27"	27"	27"
Qty./Wt.:	1 ea./64 lbs.	1 ea./88 lbs.	1 ea./140 lbs.



OJAI 2 SEAT BENCH WITH CENTER ONLINE TABLE

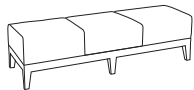
MODEL / DESCRIPTION / LIST PRICING



3018 Two Seat Bench

COM Yardage: 3 Yds.

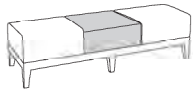
COM	GR1	GR2	GR3	GR4	GR5	GR6	GR7	GR8	GR9	GR10	LEA
\$1985	\$2123	\$2208	\$2297	\$2389	\$2484	\$2583	\$2687	\$2794	\$2906	\$3022	\$3572



3095 Bench Three Seat Bench

COM Yardage: 4.5 Yds.

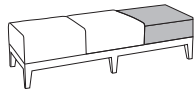
COM	GR1	GR2	GR3	GR4	GR5	GR6	GR7	GR8	GR9	GR10	LEA
\$2678	\$2865	\$2980	\$3099	\$3223	\$3352	\$3486	\$3625	\$3770	\$3921	\$4078	\$4820



3020 Bench with 2 Seats and Center On-Line Table

COM Yardage: 3 Yds.

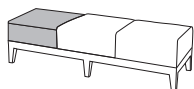
COM	GR1	GR2	GR3	GR4	GR5	GR6	GR7	GR8	GR9	GR10	LEA
\$2625	\$2809	\$2921	\$3038	\$3159	\$3286	\$3417	\$3554	\$3696	\$3844	\$3998	\$4725



3098 Bench with 2 Seats and On-Line End Table on Left Side

COM Yardage: 3 Yds.

COM	GR1	GR2	GR3	GR4	GR5	GR6	GR7	GR8	GR9	GR10	LEA
\$2625	\$2809	\$2921	\$3038	\$3159	\$3286	\$3417	\$3554	\$3696	\$3844	\$3998	\$4725



3099 Bench with 2 Seats and On-Line End Table on Right Side

COM Yardage: 3 Yds.

COM	GR1	GR2	GR3	GR4	GR5	GR6	GR7	GR8	GR9	GR10	LEA
\$2625	\$2809	\$2921	\$3038	\$3159	\$3286	\$3417	\$3554	\$3696	\$3844	\$3998	\$4725

OPTIONS

Add upcharge to list price and code to model number

FR	CA133 Fire Retardant per yard	\$90/yd.
MB	Moisture Barrier on seat - per seat	\$90
IMS	Inset Magazine Rack and Storage for On-Line Table	\$480

UFI	Upholstered Front - On-Line Table	\$95
LTI	On-Line Table Full Veneer (sides & top)	\$250
GF	Factory Ganging Preparation	\$38

OJAI MODULAR PLATFORM SEATING

Ojai Modular Platform seating is a versatile collection of modular seats and benches with online tables.



OJAI LOUNGE WITH OPTIONAL ARM CAPS



OJAI OTTOMAN



OJAI ONE SEAT LOUNGE WITH LEFT HAND ARM AND ONLINE TABLE

ORDERING INFORMATION

To Order Please Specify:

- | | |
|----------------------------|---|
| 1) Series Name | 5) Wood Stain Selection for On-Line Table |
| 2) Model Number | 6) Fabric Grade & Number |
| 3) Quantity | 7) Optional Items |
| 4) Wood Stain Finish Color | |

OJAI GENERAL SPECIFICATIONS

Upholstery

Seat and back are covered in choice of fabric, vinyl, crypton, leather or COM. ERG uses only water based glues and adhesives in our upholstery process. Contrasting fabrics are available.

Frame Construction

Frame assembly is constructed of multi-ply hardwood, with tongue and groove construction. All foam is fully bonded to frame. Seat cushions are 4" graded high resiliency (H.R.) block foam, covered entirely with special bonded polyester fiber to protect final upholstery. No sag-springs are installed in seat & back along with interlocking helicoil springs to prevent sagging and provide additional lower back and seat support.

Platform

Wooden platform is solid maple that is finished in transparent wood stain colors. All stains, sealers and lacquers used by ERG are water based and 100% environmentally friendly.

Online Table

The online table, with or without the optional inset storage shelf and magazine rack, will be finished on all sides in laminate or optional veneer to coordinate with your choice of standard stain colors for the wood platform base.

Power / Data

Units are available with power/data receptacles, please consult with your network administrator and ERG Customer Service.

Note:

- Table orders of 5 or less - choice of 3 standard laminate colors: Wilsonart Black 1595-60, Formica Brite White 459-58 or Nevamar Silver Alu Metalx MXT003.
- Table orders of 6 or more - any choice standard laminate colors.

Series Note:

For more Ojai models - see Benches and Occasional tables

COLORS / FINISHES

Wood Stain Finish Colors:

ERG offers transparent wood stain color choices for Ojai frames, base, legs, inset storage units and armcaps. Please refer to Colors & Finishes brochure for color representation.

Note: On-Line Tables receiving stain will color match the wood frame unless specified otherwise.


OPTIONS

- CODE: IMS - Inset Magazine and Storage Unit.
- CODE: FR - CA133 Fire Retardant.
- CODE: MB - Moisture Barrier.
- CODE: 2FO - Two Fabric Option.
- CODE: 3FO - Three Fabric Option.
- CODE: PAC - Polyurethane Arm Caps
- CODE: WAC - Wood Arm Caps.
- CODE: UFI - Upholstered Front, On-line Table.
- CODE: LTI - On-Line Table Full Veneer (sides & top)
- CODE: TAB-(_) - Non-Removable Swivel Tablet (laminate shape A, B or C left or right arm)
- CODE: TABR1-(_) - Removable Swivel Tablet (laminate shape A, B or C specify left or right arm)
- CODE: TABR2-(_) - Removable Swivel Tablet (laminate shape A, B or C with opening for tablet on both arms)
- CODE: SST - Solid Surface Tablet Arm (add to Tablet option)
- CODE: GD - Ganging Brackets
- CODE: CO - Clean Out (overall width up to 50")
- CODE: CO1 - Clean Out (overall width over 50")
- CODE: LAM5 - Non-standard laminate for 5 or less tablets see options for upcharge

Note: Factory installed power/data available, see accessories section for details and pricing.

THE OJAI LOUNGE COLLECTION

...offers you the flexibility to create endless configurations.




COMPLETE STORAGE AND MAGAZINE INSET UNIT IN LAMINATE MATCHING COLOR CHOICES.


Note: Factory installed power/data available, see accessories section for details and pricing.

MAKE YOUR OWN!

Additional Ojai Lounge configurations are possible by ganging units together as pictured below...



#3092 2 SEAT LOUNGE W/ON-LINE END TABLE



#3098 2 SEAT BENCH W/ON-LINE END TABLE

OPTIONS

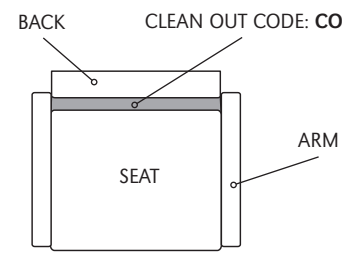





Diagram Specifies A Clean Out Use CO for overall widths up to 50" and CO1 for overall widths over 50"


DIMENSIONS	Arm Chair	Bariatric Chair	One Seat w/ Online Table	Ottoman
Seat Width:	22"	26"	22"	18"
Seat Depth:	20"	20"	20"	18"
Seat Height:	18"	18"	18"	18"
Arm Height:	25.5"	25.5"	25.5"	-
Back Height:	32.5"	32.5"	32.5"	-
Overall Width:	28"	32"	50"	18"
Overall Depth:	27"	27"	27"	18"
Qty./Wt.:	1 ea./75 lbs.	1 ea./95 lbs.	1 ea./110 lbs.	1 ea./25 lbs.



OJAI BARIATRIC CHAIR

NOTE: Left or Right Arm is determined when seated on product. Arms are factory installed.

MODEL / DESCRIPTION / LIST PRICING



3011 Arm Chair

COM Yardage: 5.75 Yds. / Back: 2 Yds / Seat: 1.25 Yds / Arms: 2.5 Yds


COM	GR1	GR2	GR3	GR4	GR5	GR6	GR7	GR8	GR9	GR10	LEA
\$1778	\$1902	\$1978	\$2057	\$2140	\$2225	\$2314	\$2407	\$2503	\$2603	\$2707	\$3200



3089 Bariatric Chair

COM Yardage: 6 Yds. / Back: 2 Yds / Seat: 1.5 Yds / Arms: 2.5 Yds

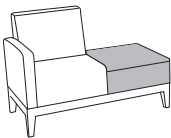
COM	GR1	GR2	GR3	GR4	GR5	GR6	GR7	GR8	GR9	GR10	LEA
\$1902	\$2035	\$2116	\$2201	\$2289	\$2380	\$2475	\$2574	\$2677	\$2785	\$2896	\$3423



3090 One-Seat Lounge w/ Left Hand Arm and On-Line Table

COM Yardage: 4.75 Yds. / Back: 2 Yds / Seat: 1.25 Yds / Arms: 1.5 Yds

COM	GR1	GR2	GR3	GR4	GR5	GR6	GR7	GR8	GR9	GR10	LEA
\$2667	\$2854	\$2968	\$3087	\$3210	\$3338	\$3472	\$3611	\$3755	\$3905	\$4062	\$4801



3091 One-Seat Lounge w/ Right Hand Arm and On-Line Table

COM Yardage: 4.75 Yds. Back: 2 Yds / Seat: 1.25 Yds / Arms: 1.5 Yds

COM	GR1	GR2	GR3	GR4	GR5	GR6	GR7	GR8	GR9	GR10	LEA
\$2667	\$2854	\$2968	\$3087	\$3210	\$3338	\$3472	\$3611	\$3755	\$3905	\$4062	\$4801



3088 Ottoman

COM Yardage: 1.5 Yds. / Seat: 1.5 Yds

COM	GR1	GR2	GR3	GR4	GR5	GR6	GR7	GR8	GR9	GR10	LEA
\$1139	\$1219	\$1268	\$1318	\$1371	\$1426	\$1483	\$1542	\$1604	\$1668	\$1735	\$2051

TABLET SHAPES

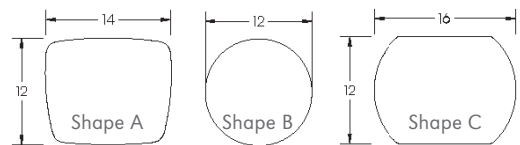
Choose from 3 Tablet Shapes::

Tablets for all modular series are available in 3 shapes, choose from the three shapes shown and specify; A, B or C and left or right (outside tablet) when ordering. Example: TAB-(A) Left - this would be a fixed swivel shape A tablet on the left side (when seated).

Optional Solid Surface available.

Note:

- Tablet orders of 5 or less - choice of 3 standard laminate colors: Wilsonart Black 1595-60, Formica Brite White 459-58 or Nevamar Silver Alu Metalx MXT003.
- Tablet orders of 6 or more - any choice standard laminate colors.



OPTIONS

Add upcharge to list price and code to model number

FR	CA133 Fire Retardant per yard	\$90/yd.
MB	Moisture Barrier - per seat	\$125
2FO	Two Fabric Option	\$98
3FO	Three Fabric Option	\$148
WAC	Wood Arm Cap	\$89 each
PAC	Poly Arm Cap - Standard Black/Charcoal	\$69 each
IMS	Complete Storage and Magazine Inset	\$480
UFI	Upholstered Front - On-Line Table	\$95
LTI	On-Line Table Full Veneer (sides & top)	\$250


GD	Ganging Brackets	\$52
TAB-(_)	Swivel Tablet (specify A, B or C, left or right arm)	\$395
TABR1-(_)	Removable Tablet (specify A, B or C, left or right arm)	\$470
TABR2-(_)	Removable Tablet (specify A, B or C both arm openings)	\$570
SST	Solid Surface Tablet Arm - add to tablet option	\$125
CO	Clean Out (overall width up to 50")	\$250
CO1	Clean Out (overall width over 50")	\$385
LAM5	Non-standard laminate (5 tablets or less)	\$250 ea. tablet

DIMENSIONS	2 Seat w/ Outside Arms	2 Seat w/ Single Arm	2 Seat w/ On-Line Table
Seat Width:	22"	22"	22"
Seat Depth:	20"	20"	20"
Seat Height:	18"	18"	18"
Arm Height:	25.5"	25.5"	25.5"
Back Height:	32.5"	32.5"	32.5"
Overall Width:	50"	47"	72"
Overall Depth:	27"	27"	27"
Qty./Wt.:	1 ea./110 lbs.	1 ea./110 lbs.	1 ea./135 lbs.




OJAI TWO SEAT LOUNGE WITH OUTSIDE ARMS


MODEL / DESCRIPTION / LIST PRICING



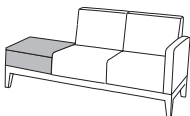
3012	Two Seat Lounge with Outside Arms		COM Yardage: 9 Yds. / Back: 4 Yds / Seat: 2.5 Yds / Arms: 2.5 Yds									
COM	GR1	GR2	GR3	GR4	GR5	GR6	GR7	GR8	GR9	GR10	LEA	
\$2703	\$2892	\$3008	\$3128	\$3253	\$3383	\$3518	\$3659	\$3806	\$3958	\$4116	\$4865	



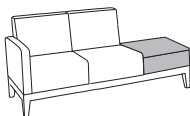
3096	Two Seat Lounge with Left Hand Arm		COM Yardage: 8 Yds. / Back: 4 Yds / Seat: 2.5 Yds / Arms: 1.5 Yds									
COM	GR1	GR2	GR3	GR4	GR5	GR6	GR7	GR8	GR9	GR10	LEA	
\$2636	\$2820	\$2933	\$3050	\$3172	\$3299	\$3431	\$3568	\$3711	\$3859	\$4014	\$4744	



3097	Two Seat Lounge with Right Hand Arm		COM Yardage: 8 Yds. / Back: 4 Yds / Seat: 2.5 Yds / Arms: 1.5 Yds									
COM	GR1	GR2	GR3	GR4	GR5	GR6	GR7	GR8	GR9	GR10	LEA	
\$2636	\$2820	\$2933	\$3050	\$3172	\$3299	\$3431	\$3568	\$3711	\$3859	\$4014	\$4744	



3092	Two Seat Lounge w/ Left Hand Arm and On-Line Table		COM Yardage: 8 Yds. / Back: 4 Yds / Seat: 2.5 Yds / Arms: 1.5 Yds									
COM	GR1	GR2	GR3	GR4	GR5	GR6	GR7	GR8	GR9	GR10	LEA	
\$3570	\$3820	\$3973	\$4132	\$4297	\$4469	\$4647	\$4833	\$5027	\$5228	\$5437	\$6426	



3093	Two Seat Lounge w/ Right Hand Arm and On-Line Table		COM Yardage: 8 Yds. / Back: 4 Yds / Seat: 2.5 Yds / Arms: 1.5 Yds									
COM	GR1	GR2	GR3	GR4	GR5	GR6	GR7	GR8	GR9	GR10	LEA	
\$3570	\$3820	\$3973	\$4132	\$4297	\$4469	\$4647	\$4833	\$5027	\$5228	\$5437	\$6426	

NOTE: Left or Right Arm is determined when seated on product. Arms are factory installed.

OPTIONS

Add upcharge to list price and code to model number

FR	CA133 Fire Retardant per yard	\$90/yd.
MB	Moisture Barrier - per seat	\$125
2FO	Two Fabric Option	\$98
3FO	Three Fabric Option	\$148
WAC	Wood Arm Cap	\$89 each
PAC	Poly Arm Cap - Standard Black/Charcoal	\$69 each
IMS	Complete Storage and Magazine Inset	\$480
UFI	Upholstered Front - On-Line Table	\$95
LTI	On-Line Table Full Veneer (sides & top)	\$250

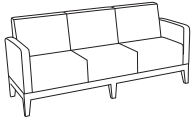
GD	Ganging Brackets	\$52
TAB(-)	Swivel Tablet (specify A, B or C, left or right arm)	\$395
TABR1(-)	Removable Tablet (specify A, B or C, left or right arm)	\$470
TABR2(-)	Removable Tablet (specify A, B or C both arm openings)	\$570
SST	Solid Surface Tablet Arm - add to tablet option	\$125
CO	Clean Out (overall width up to 50")	\$250
CO1	Clean Out (overall width over 50")	\$385
LAM5	Non-standard laminate (5 tablets or less)	\$250 ea. tablet

DIMENSIONS	3 Seat w/ Outside Arms	2 Arm Chairs w/ Open Platform	2 Seat, Outside Arms w/ Online Table	2 Arm Chairs w/ Online Table
Seat Width:	22"	22"	22"	22"
Seat Depth:	20"	20"	20"	20"
Seat Height:	18"	18"	18"	18"
Arm Height:	25.5"	25.5"	25.5"	25.5"
Back Height:	32.5"	32.5"	32.5"	32.5"
Overall Width:	72"	78"	72"	78"
Overall Depth:	27"	27"	27"	27"
Qty./Wt.:	1 ea./150 lbs.	1 ea./135 lbs.	1 ea./135 lbs.	1 ea./135 lbs.



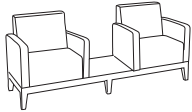
OJAI LOUNGE WITH TWO ARM CHAIRS
AND ON LINE TABLE

MODEL / DESCRIPTION / LIST PRICING



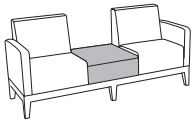
3013 Three Seat Lounge with 2 Outside Arms COM Yardage: 12.25 Yds. / Back: 6 Yds / Seat: 3.75 Yds / Arms: 2.5 Yds

COM	GR1	GR2	GR3	GR4	GR5	GR6	GR7	GR8	GR9	GR10	LEA
\$3670	\$3927	\$4084	\$4247	\$4417	\$4594	\$4777	\$4968	\$5167	\$5374	\$5589	\$6606



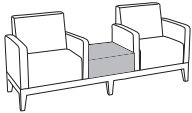
3014 Lounge with 2 Arm Chairs and Open Platform Center COM Yardage: 11.5 Yds. / Back: 4 Yds / Seat: 2.5 Yds / Arms: 5 Yds

COM	GR1	GR2	GR3	GR4	GR5	GR6	GR7	GR8	GR9	GR10	LEA
\$3759	\$4022	\$4183	\$4350	\$4524	\$4705	\$4894	\$5089	\$5293	\$5505	\$5725	\$6766



3016 Two Seat Lounge - 2 Outside Arms and On-Line Table COM Yardage: 9 Yds. / Back: 4 Yds / Seat: 2.5 Yds / Arms: 2.5 Yds

COM	GR1	GR2	GR3	GR4	GR5	GR6	GR7	GR8	GR9	GR10	LEA
\$4043	\$4325	\$4498	\$4678	\$4866	\$5060	\$5263	\$5473	\$5692	\$5920	\$6156	\$7277



3017 Lounge with 2 Armchairs and On-Line Table COM Yardage: 11.5 Yds. / Back: 4 Yds / Seat: 2.5 Yds / Arms: 5 Yds

COM	GR1	GR2	GR3	GR4	GR5	GR6	GR7	GR8	GR9	GR10	LEA
\$4184	\$4477	\$4656	\$4842	\$5036	\$5238	\$5447	\$5665	\$5892	\$6127	\$6372	\$7532

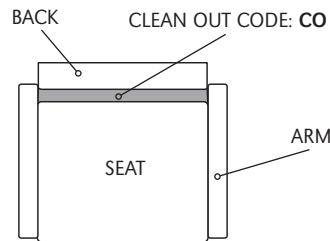


Diagram Specifies A Clean Out
Use **CO** for overall widths up to 50"
and **CO1** for overall widths over 50"

OPTIONS

Add upcharge to list price and code to model number

FR	CA133 Fire Retardant per yard	\$90/yd.
MB	Moisture Barrier - per seat	\$125
2FO	Two Fabric Option	\$98
3FO	Three Fabric Option	\$148
WAC	Wood Arm Cap	\$89 each
PAC	Poly Arm Cap - Standard Black/Charcoal	\$69 each
IMS	Complete Storage and Magazine Inset	\$480
UFI	Upholstered Front - On-Line Table	\$95
LTI	On-Line Table Full Veneer (sides & top)	\$250


GD	Ganging Brackets	\$52
TAB(-)	Swivel Tablet (specify A, B or C, left or right arm)	\$395
TABR1(-)	Removable Tablet (specify A, B or C, left or right arm)	\$470
TABR2(-)	Removable Tablet (specify A, B or C both arm openings)	\$570
SST	Solid Surface Tablet Arm - add to tablet option	\$125
CO	Clean Out (overall width up to 50")	\$250
CO1	Clean Out (overall width over 50")	\$385
LAM5	Non-standard laminate (5 tablets or less)	\$250 ea. tablet

DIMENSIONS	Two Seat Three Arms	Three Seat Four Arms
Seat Width:	22"	22"
Seat Depth:	20"	20"
Seat Height:	18"	18"
Arm Height:	25.5"	25.5"
Back Height:	32.5"	32.5"
Overall Width:	53"	72"
Overall Depth:	27"	27"
Qty./Wt.:	1 ea./115 lbs.	1 ea./135 lbs.



OJAI TWO SEAT LOUNGE WITH INSIDE ARM

MODEL / DESCRIPTION / LIST PRICING

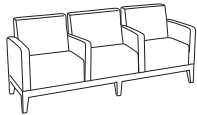


3094 Two-Seat Lounge with Outside Arms and one Inside Arm

COM Yardage: 10.25 Yds.

COM	GR1	GR2	GR3	GR4	GR5	GR6	GR7	GR8	GR9	GR10	LEA
\$2772	\$2966	\$3085	\$3208	\$3336	\$3470	\$3609	\$3753	\$3903	\$4059	\$4222	\$4990

COM Yardage (Optional three fabrics): Back: 4 Yds / Seat: 2.5 Yds / Arms: 3.75 Yds



3019 Three-Seat Lounge with Outside Arms and Inside Arms

COM Yardage: 14.75 Yds.

COM	GR1	GR2	GR3	GR4	GR5	GR6	GR7	GR8	GR9	GR10	LEA
\$3990	\$4269	\$4440	\$4618	\$4802	\$4994	\$5194	\$5402	\$5618	\$5843	\$6077	\$7182

COM Yardage (Optional three fabrics): Back: 6 Yds / Seat: 3.75 Yds / Arms: 5 Yds

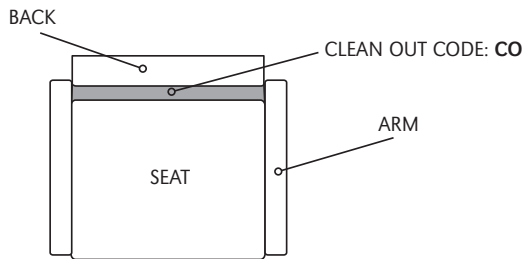


Diagram Specifies A Clean Out
Use **CO** for overall widths up to 50"
and **CO1** for overall widths over 50"

OPTIONS

Add upcharge to list price and code to model number

FR	CA133 Fire Retardant per yard	\$90/yd.
MB	Moisture Barrier on seat - per seat	\$95
2FO	Two fabric option	\$98
3FO	Three fabric option	\$148
WAC	Wood Arm Cap	\$89 each
PAC	Poly Arm Cap - Standard Black/Charcoal	\$69 each

GD	Ganging Brackets	\$52
TA	Swinging Tablet Arm	\$398
TAR	Receptacle Hardware for Swinging Tablet Arm	\$150 each
CO	Clean Out (overall width up to 50")	\$250
CO1	Clean Out (overall width over 50")	\$385

OJAI WOOD OCCASIONAL TABLE

The Ojai Occasional Table features a solid maple base platform. The body and top are wood veneer or laminate over wood core with decorative details of a hardwood multiply birch reveal.



OJAI COFFEE TABLE



OJAI RECTANGLE END TABLE



BASE AND REVEAL
DETAIL

ORDERING INFORMATION

- 1) Series Name
- 2) Model Number
- 3) Quantity
- 4) Table Top Material/Finish Selection
- 5) Table Body Material/Finish Selection
- 6) Table Base Wood Finish

OJAI OCCASIONAL SPECIFICATIONS

Table

Table is CARB Phase I & Phase II compliant. Laminate wood veneer and phenolic backing are glued with water based adhesives. Custom sizes are available.

Table tops

ERG offers over 1000 standard laminate choices from Nevamar, Wilsonart, Formica and Pionite. Wood veneer in transparent stain colors and custom stain matching are also available. Solid Surface, 3Form Chroma and stone table tops will be quoted upon request.

Table Base

Base is solid maple with a 5/8 " hardwood multiply reveal in your choice of 16 standard colors.

Glides




Four black polyvinyl glides factory installed.

Series Note:

For Ojai seating - See Lounge Section.

MODEL / DESCRIPTION / LIST PRICING

OJAI OCCASIONAL TABLES

	Model Number	Model Description	Table Top Size	Table Height	TableTop Shape	Shipping Weight	LAMINATE	WOOD VENEER
	OJA2226	Occasional	22" x 26"	18"	rectangle	65 lbs.	\$1596	\$1764
	OJA2424	Occasional	24" x 24"	18"	square	65 lbs.	\$1565	\$1727
	OJA3030	Occasional	30" x 30"	18"	square	75 lbs.	\$1748	\$1906
	OJA3636	Occasional	36" x 36"	18"	square	95 lbs.	\$1885	\$2000
	OJA3060	Occasional	30" x 60"	18"	rectangle	95 lbs.	\$2006	\$2357

PARMA TABLES

Parma Tables offer style and versatility for an array of applications. The full laminate panel or metal leg versions provide the perfect solution for training, dining or multi-use areas.



PARMA LAMINATE (COUNTER HEIGHT) AND METAL (STANDARD HEIGHT) TABLES

ORDERING INFORMATION

- | | |
|-----------------------------|----------------------------------|
| 1) Series Name | 6) Powder Coat color (metal leg) |
| 2) Model Number | 7) Optional Items |
| 3) Size | |
| 4) Quantity | |
| 5) Laminate Selection & No. | |

PARMA SPECIFICATIONS

Laminate Panel

Parma panel tables feature a 3" thick wood frame covered on all sides with high pressure laminate. Table frame is CARB Phase I & Phase II Compliant. Laminate and phenolic backing are glued with water based adhesives. Tables 72" and over will have steel stretcher bars installed within the table top for added stability. The Parma table standard height is 29".

Metal

The Parma metal leg tables are constructed with a 3" thick wood frame table top in your choice of laminate. Square and angled legs are made of formed and welded 14-gauge, 0.75" x 1.5" rectangular steel tubing. The two legs are attached together with two welded steel tubing cross members. Frames are sandblasted and finished in your choice of standard powder coat colors. Parma metal leg tables are a standard height of 29".

Table Tops/Solid Surface

Solid Surface and Stone table tops will be quoted upon request.

Glides

Factory installed steel glides includes on all Parma tables.

Factory installed table top power/data available.
See Accessories Section for more details.

FINISHES

Table Tops/Panels - Laminate Selections

ERG offers over 1000 standard laminate choices from Nevamar, Wilsonart, Formica and Pionite.

Metal Table Legs

Finished in standard powder coat colors.

OPTIONS

- CODE: PRH36 - Counter height table top (36").
- CODE: PRH42 - Bar height table top (42").
- CODE: P2L - Two Contrasting Laminates.
- CODE: GRO2 - 3" Grommet (panel leg only).
- CODE: AD - Velcro Access Door (panel leg only - includes mouse hole).
- CODE: AH - Power/Data Access Hole (panel leg only).
- CODE: WM - Wire Management Trough (required for power/data on laminate panel tables).
- CODE: MMT01 - Wire Management Trough (required for power/data on metal leg tables).
- CODE: PCFC - Connecting Floor Crossbar for Angle legs.
- CODE: CAT - Almost Rectangle Table Top.
- CODE: SHP - Laminate Shelving (includes metal span support bars - available on panel leg only).

Note: Please specify shelf placement when ordering

construction note

PARMA features a steel frame under structure consisting of completely welded 3/4" x 1-1/2" U-shape weldments for extra strength and stability.



PARMA | METAL

RECTANGLE

Number	Size	Total Weight	List Price
PRM2460	24" X 60"	130	\$2877
PRM2472	24" X 72"	145	\$2930
PRM2484	24" X 84"	160	\$3276
PRM2496	24" X 96"	175	\$3407
PRM3060	30" X 60"	140	\$2951
PRM3072	30" X 72"	155	\$3066
PRM3084	30" X 84"	170	\$3402
PRM3096	30" X 96"	185	\$3738
PRM3660	36" X 60"	150	\$3027
PRM3672	36" X 72"	165	\$3208
PRM3684	36" X 84"	180	\$3533
PRM3696	36" X 96"	195	\$4101



PARMA METAL 30X84


Power/Data Note:

When ordering power/data, MMT01 must be ordered for metal leg tables.

PARMA | LAMINATE PANEL

RECTANGLE

Number	Size	Total Weight	List Price
PRML2460	24" X 60"	130	\$3035
PRML2472	24" X 72"	145	\$3087
PRML2484	24" X 84"	160	\$3434
PRML2496	24" X 96"	175	\$3565
PRML3060	30" X 60"	140	\$3108
PRML3072	30" X 72"	155	\$3224
PRML3084	30" X 84"	170	\$3560
PRML3096	30" X 96"	185	\$3896
PRML3660	36" X 60"	150	\$3183
PRML3672	36" X 72"	165	\$3367
PRML3684	36" X 84"	180	\$3691
PRML3696	36" X 96"	195	\$4258



PARMA PANEL TABLE 30X72



PARMA BAR HEIGHT
PANEL TABLE WITH
OPTIONAL SHELVING

Power/Data Notes: When ordering power/data for laminate panel tables, WM and AD must be ordered.

When two or more laminate panel tables will be joined, AH must be ordered to daisy chain power/data boxes.

OPTIONS

Add upcharge to list price and code to model number

PRH36	36" Counter Height	\$350
PRH42	42" Bar Height	\$425
SHP	Laminate Shelving	\$565
P2L	Contrasting Two Laminates	\$250
GRO2	3" Grommet (for power/data)	\$58

AD	Velcro Access Door (for power/data)	\$310
AH	Access Hole (for power/data daisy chain)	\$47
WM	Wire Management Trough (for laminate panel)	\$350
MMT01	Wire Management Trough (for metal legs)	\$100
CAT	Almost Rectangle table top	add 25%

PARMA | METAL ANGLE LEGS

RECTANGLE

Number	Size	Total Weight	List Price
PRMA2460	24" X 60"	130	\$2877
PRMA2472	24" X 72"	145	\$2930
PRMA2484	24" X 84"	160	\$3276
PRMA2496	24" X 96"	175	\$3407
PRMA3060	30" X 60"	140	\$2951
PRMA3072	30" X 72"	155	\$3066
PRMA3084	30" X 84"	170	\$3402
PRMA3096	30" X 96"	185	\$3738
PRMA3660	36" X 60"	150	\$3027
PRMA3672	36" X 72"	165	\$3208
PRMA3684	36" X 84"	180	\$3533
PRMA3696	36" X 96"	195	\$4101



PARMA ANGLED METAL LEGS



PARMA ANGLED METAL LEGS BAR HEIGHT WITH
OPTIONAL CROSSBAR AND COVE POWER/DATA
SHOWN WITH BENTON DEMI BACK STOOLS



PARMA ANGLED METAL LEGS PROFILE

Power/Data Note: When ordering power/data, MMT01 must be ordered for metal leg tables.

OPTIONS

Add upcharge to list price and code to model number

PRH36	36" Counter Height	\$350
PRH42	42" Bar Height	\$425
P2L	Contrasting Two Laminates	\$250
WM	Wire Management Trough (for power/data)	\$350

MMT01	Wire Management Trough (for metal legs)	\$100
PCFC	Connecting Floor Crossbar for Angle legs	\$450
CAT	Almost Rectangle table top	add 25%

**HIGH PRESSURE
LAMINATES
LPS**
available on Pento

PENTO SERIES

Pento chairs feature a one piece Beech wood shell available in transparent wood stain choices. Also available with many design and frame choices.



SIDE CHAIR



SIDE CHAIR WITH
UPHOLSTERED SEAT OPTION

ORDERING INFORMATION

To Order Please Specify:

- | | |
|-----------------------------------|---|
| 1) Series Name | 7) Fabric Grade & Number |
| 2) Model Number | 8) Optional Items |
| 3) Quantity | 9) Back Cutouts |
| 4) Wood Species | 10) Engraving |
| 5) Wood Stain Finish Color | 11) LPS (Laminate Plywood Seating) |
| 6) Frame Color or Polished Chrome | |

COLORS / FINISHES

Wood Stain Finish Colors:

Standard wood stain colors.

Frame Finish Colors:

Standard powder coat colors.

Optional polished chrome available with upcharge.

OPTIONS

- CODE: FR - CA133 Fire Retardant.
- CODE: MB - Moisture Barrier.
- CODE: TT - Two Tone Stain Colors (for solid, no hole back design only).
- CODE: RD - Round Hole Cutout Back Design.
TR - Trapezoid Hole Cutout Back Design.
RECT - Rectilinear Hole Cutout Back Design.
ENG - Laser Engraved Back Design.
- CODE: PC - Polished Chrome Frame Finish.
- CODE: LPS - Laminate Plywood Seating.
- CODE: HG - Hand Grip Cutout.

PENTO GENERAL SPECIFICATIONS

Shell

- Compound angle, .50" thick multiply Beech wood.
- Available in transparent wood stain colors with vertical running wood grain.

Upholstery


- Seat inserts can be finished in choice of fabric, vinyl, crypton, leather or approved COM.

Frame

- .75" diameter 14 gauge round steel tubing legs with adjustable glides (4-leg), or plastic glides (sled base).

Stacking

- 4-Leg chair, angled arm chair and Sled chair will stack 4 high on the floor and up to 6 high on a dolly.

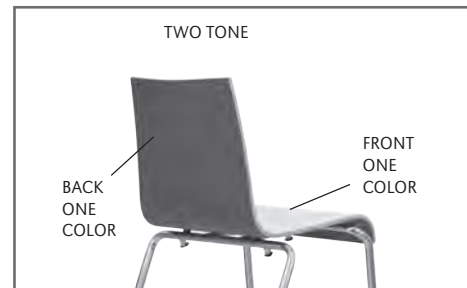


ROUND

TRAPEZOID

SOLID

RECTILINEAR



DIMENSIONS	Side Chair	Angle Arm Chair
Seat Width:	17.5"	17.5"
Seat Depth:	15"	15"
Seat Height:	17.5"	17.5"
Back Height:	32"	32"
Arm Height:	-	26"
Overall Width:	20.5"	22"
Overall Depth:	22"	22"
Qty./Wt. per carton:	3 ea./50 lbs.	3 ea./50 lbs.



WOOD CHAIR



ANGLE ARM CHAIR

MODEL / DESCRIPTION / LIST PRICING



927 Wood Chair



Chair
\$472

927/SI Wood Chair - Upholstered Seat Insert

COM Yardage: 0.75 Yard

COM	GR1	GR2	GR3	GR4	GR5	GR6	GR7	GR8	GR9	GR10	LEA
\$607	\$649	\$675	\$702	\$730	\$760	\$790	\$822	\$855	\$889	\$924	\$1092




928 Wood Chair with Angle Arms

Chair
\$671

928/SI Wood Chair with Angle Arms - Upholstered Seat Insert

COM Yardage: 0.75 Yard

COM	GR1	GR2	GR3	GR4	GR5	GR6	GR7	GR8	GR9	GR10	LEA
\$755	\$808	\$840	\$874	\$909	\$945	\$983	\$1022	\$1063	\$1106	\$1150	\$1359



OPTIONS

Add upcharge to list price and code to model number

FR	CA133 Fire Retardant per yard.	\$90/yd.
MB	Moisture Barrier - Per Seat	\$68
TT	Two Tone Wood Stain Colors	\$42
RD	Round Hole Cutout Back Design	\$75
TR	Trapezoid Hole Cutout Back Design	\$75
RECT	Rectilinear Hole Cutout Back Design	\$75

ENG	Laser Engraving Back Design*	\$85
PC	Polished Chrome Finish - 4-Leg Chair or Sled	\$38
LPS	Laminate Plywood Seating	Call
#196	Stacking Chair Dolly	\$483
HG	Hand Grip Cutout	\$75

*One time setup fee of \$245. Minimum 12 chairs (of same design and series)

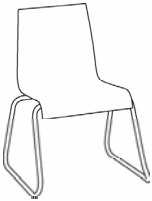
NOTE: Polished chrome not available on angle arm frame (models 928 & 928/SI)

DIMENSIONS	Sled Base Chair
Seat Width:	17.5"
Seat Depth:	15"
Seat Height:	17.5"
Back Height:	32"
Arm Height:	N/A
Overall Width:	22"
Overall Depth:	22"



SLED BASE CHAIR

MODEL / DESCRIPTION / LIST PRICING



933 Sled Base Chair

Chair
\$508

933/SI Sled Base Chair - Upholstered Seat Insert

COM Yardage: 0.75 Yard

COM	GR1	GR2	GR3	GR4	GR5	GR6	GR7	GR8	GR9	GR10	LEA
\$643	\$688	\$716	\$744	\$774	\$805	\$837	\$871	\$905	\$942	\$979	\$1157

OPTIONS

Add upcharge to list price and code to model number

FR	CA133 Fire Retardant per yard.	\$90/yd.
MB	Moisture Barrier - Per Seat	\$68
TT	Two Tone Wood Stain Colors	\$42
RD	Round Hole Cutout Back Design	\$75
TR	Trapezoid Hole Cutout Back Design	\$75
RECT	Rectilinear Hole Cutout Back Design	\$75

ENG	Laser Engraving Back Design*	\$85
PC	Polished Chrome Finish - 4-Leg Chair or Sled	\$38
LPS	Laminate Plywood Seating	Call
#196	Stacking Chair Dolly	\$483
HG	Hand Grip Cutout	\$75

*One time setup fee of \$245. Minimum 12 chairs (of same design and series)

PENTO STOOL

Pento demi or tall back stools feature a one piece Beech wood shell available in transparent wood stain choices. Also available with many design choices.

HIGH PRESSURE LAMINATES
LPS
available on Pento



DEMI BACK
WITH UPHOLSTERED SEAT INSERT



BAR STOOL WITH OPTIONAL POLISHED
CHROME FRAME

ORDERING INFORMATION

To Order Please Specify:

- | | |
|----------------------------|---|
| 1) Series Name | 7) Fabric Grade & Number |
| 2) Model Number | 8) Optional Items |
| 3) Quantity | 9) Back Cutouts |
| 4) Wood Species | 10) Engraving |
| 5) Wood Stain Finish Color | 11) LPS (Laminate Plywood Seating) |
| 6) Frame Color | |

PENTO STOOL GENERAL SPECIFICATIONS

Shell

- Compound angle, .50" thick multiply Beech wood in full or demi back.
- Available in transparent wood stain colors with vertical running wood grain.

Upholstery

- Upholstered seat inserts can be finished in choice of fabric, vinyl, crypton, leather or approved COM.

Frame

- .75" diameter 14 gauge round steel tubing legs with adjustable glides.

Stacking

- 4-leg stool stacks 3 high on the floor.

COLORS / FINISHES

Wood Stain Finish Colors:

Standard wood stain colors.

Frame Finish Colors:

Standard powder coat colors.

Optional polished chrome available with upcharge.

OPTIONS

- CODE: FR - CA133 Fire Retardant.
- CODE: MB - Moisture Barrier.
- CODE: TT - Two Tone Stain Colors (for solid, no hole back design only).
- CODE: LPS - Laminate Ply Seat.
- CODE: CH - Counter Height (24" seat height)
- CODE: SH - Specialty Height (any custom height)
- CODE: RD - Round Hole Cutout Back Design.
TR - Trapezoid Hole Cutout Back Design.
RECT - Rectilinear Hole Cutout Back Design.
ENG - Laser Engraved Back Design.
- CODE: PC - Polished Chrome Frame Finish.
- CODE: HG - Hand Grip Cutout.



SOLID BACK



ROUND CUTOUTS



TRAPEZOID CUTOUTS



RECTILINEAR CUTOUTS

DIMENSIONS	Demi Back Stool	Tall Back Stool
Seat Width:	17.5"	17.5"
Seat Depth:	15"	15"
Seat Height:	30"	30"
Back Height:	38"	43.5"
Overall Width:	22"	22"
Overall Depth:	24"	24"
Qty./Wt. per carton:	2 ea./30 lbs.	2 ea./35 lbs.



BAR STOOL WITH OPTIONAL POLISHED CHROME FRAME

MODEL / DESCRIPTION / LIST PRICING



937 Tall Back Bar Stool



Chair
\$645

937/SI Tall Back Bar Stool - Upholstered Seat Insert

COM Yardage: 0.75 Yard

COM	GR1	GR2	GR3	GR4	GR5	GR6	GR7	GR8	GR9	GR10	LEA
\$723	\$774	\$805	\$837	\$871	\$906	\$942	\$979	\$1019	\$1059	\$1102	\$1302



935 Demi Back Bar Stool

Chair
\$706

935/SI Demi Back Bar Stool - Upholstered Seat Insert


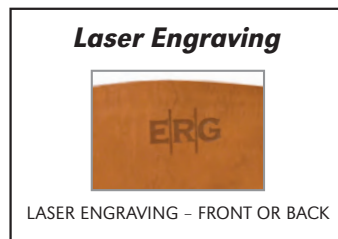
COM Yardage: 0.75 Yard

COM	GR1	GR2	GR3	GR4	GR5	GR6	GR7	GR8	GR9	GR10	LEA
\$784	\$839	\$873	\$908	\$944	\$982	\$1021	\$1062	\$1104	\$1149	\$1195	\$1412

935/U Demi Back Bar Stool - Fully Upholstered

COM Yardage: 1.25 Yard

COM	GR1	GR2	GR3	GR4	GR5	GR6	GR7	GR8	GR9	GR10	LEA
\$821	\$879	\$914	\$950	\$988	\$1028	\$1069	\$1112	\$1156	\$1202	\$1250	\$1478



OPTIONS

Add upcharge to list price and code to model number

FR	CA133 Fire Retardant per yard.	\$90/yd.
MB	Moisture Barrier - Per Seat	\$68
TT	Two Tone Wood Stain Colors	\$42
CH	Counter Height (24" seat height)	\$28
SH	Specialty Height (any custom height)	\$28
RD	Round Hole Cutout Back Design	\$75

TR	Trapezoid Hole Cutout Back Design	\$75
RECT	Rectilinear Hole Cutout Back Design	\$75
ENG	Laser Engraving Back Design*	\$85
PC	Polished Chrome Finish - Bar Stool	\$58
LPS	Laminate Ply Seat	CALL
HG	Hand Grip Cutout	\$75

*One time setup fee of \$245. Minimum 12 chairs (of same design and series)

HURRY!
QUANTITIES
LIMITED!



ROUND CAFÉ



BAR HEIGHT

DRASTICALLY
REDUCED

ORDERING INFORMATION

- | | |
|-----------------|-------------------------------|
| 1) Series Name | 5) Laminate Selection and No. |
| 2) Model Number | 6) Edge Style Code and Color |
| 3) Size | 7) Wood Species |
| 4) Quantity | 9) Wood Stain Color |
| 5) Frame Color | 10) Optional Items |
- (Hammertone Textured recommended)

PERLA SPECIFICATIONS

Perla Base

- Table Height** Table height is 29" to 30" depending on table top specified. Bar Height table is 42".
- Column** Column made of 3", 14 gauge round tubular steel.
- Base** The Perla base is made of 17", 22" or 28" diameter base spread cast iron, depending on size of tabletop.
- Plate** 10" x 10" square • 12" X 12" square
24" x 24" square
- Assembly** A 0.25" thick stamped plate is 1/2-13 threaded and welded to the interior bottom portion of the 3" column. The top plate is completely welded to the 3" column. Perla disc base is field assembled to column with a 1/2-13 x 4" bolt from bottom of base into the welded plate in column for maximum strength, no tie-rod assembly. Base mounts to tabletop with 1/4-20 x 1" machine screws into metal inserts in top; NO WOOD SCREWS ARE USED.

Table Tops

Table top core is CARB Compliant 1.25" particle board. Laminate and phenolic backing are glued with water based adhesives.

Edge Selection

ERG offers a wide variety of table top edge materials including PVC, wood, aluminum and resin/urethane. Refer to "Table Edges and Profiles" at beginning of "Tables" section.

FINISHES

Table Bases and Legs


Finished in your choice of standard powder coat colors. Finishes listed at beginning of price list. For colors refer to "Color Selections" brochure. For actual color samples, please call Customer Service.

Laminate/Veneer Selections

ERG offers over 1000 standard laminate choices from Nevamar, Wilsonart, Formica and Pionite. Wood veneer is available in transparent stain colors - custom stain matching available.

OPTIONS

- CODE: PC - Polished Chrome Base.
- CODE: RP - Painted Foot Ring for Bar Height.
- CODE: RC - Polished Chrome Foot Ring for Bar Height.
- CODE: ULW - Ultra Lightweight Top
- CODE: RAD - Radius Corners for 3MM Edge



FOOT RING
AND BASE
DETAIL

MODEL / DESCRIPTION / LIST PRICING

PERLA | CAFÉ | ROUND

	Model Number	Table Top Size	Shpg. Wght.	Base Spread	LAMINATE TOP ASSORTED EDGES							VENEER TOP	
					GRP 1	GRP 2	GRP 3	GRP 4	GRP 5	GRP 6	GRP 7	GRP 8	GRP 9
● ROUND	PRL24D	24" Dia.	32	17"	\$389	\$402	\$458	\$493	\$595	\$682	\$786	\$1029	\$1137
	PRL30D	30" Dia.	43	22"	\$436	\$454	\$521	\$564	\$690	\$795	\$922	\$1174	\$1274
	PRL36D	36" Dia.	53	22"	\$537	\$556	\$638	\$690	\$844	\$973	\$1126	\$1438	\$1566
	PRL42D	42" Dia.	72	22"	\$618	\$642	\$738	\$798	\$978	\$1128	\$1307	\$1662	\$1805
	PRL48D	48" Dia.	86	28"	\$675	\$703	\$818	\$889	\$1102	\$1281	\$1494	\$1847	\$1970

PERLA | CAFÉ | SQUARE

	Model Number	Table Top Size	Shpg. Wght.	Base Spread	LAMINATE TOP ASSORTED EDGES							VENEER TOP	
					GRP 1	GRP 2	GRP 3	GRP 4	GRP 5	GRP 6	GRP 7	GRP 8	GRP 9
■ SQUARE	PRL24S	24" Sq.	40	17"	\$391	\$405	\$460	\$494	\$598	\$684	\$788	\$1034	\$1142
	PRL2430S	24x30 Sq.	49	22"	\$406	\$420	\$480	\$518	\$629	\$722	\$834	\$1078	\$1182
	PRL30S	30" Sq.	54	22"	\$436	\$454	\$521	\$564	\$690	\$795	\$922	\$1174	\$1274
	PRL36S	36" Sq.	67	28"	\$562	\$583	\$665	\$716	\$870	\$998	\$1153	\$1494	\$1642
	PRL42S	42" Sq.	90	28"	\$634	\$658	\$757	\$818	\$1003	\$1157	\$1341	\$1706	\$1851
	PRL48S	48" Sq.	107	28"	\$919	\$953	\$1088	\$1173	\$1426	\$1638	\$1892	\$2447	\$2683

PERLA | CAFÉ | RECTANGLE

	Model Number	Table Top Size	Shpg. Wght.	Base Spread	LAMINATE TOP ASSORTED EDGES							VENEER TOP	
					GRP 1	GRP 2	GRP 3	GRP 4	GRP 5	GRP 6	GRP 7	GRP 8	GRP 9
■ RECTANGLE	PRL2448	24x48	70	2-17"	\$748	\$766	\$842	\$890	\$1031	\$1151	\$1292	\$1877	\$2184
	PRL2460	24x60	79	2-17"	\$776	\$796	\$881	\$935	\$1094	\$1226	\$1385	\$1967	\$2267
	PRL3048	30x48	79	2-17"	\$773	\$794	\$878	\$931	\$1089	\$1221	\$1378	\$1961	\$2260
	PRL3060	30x60	90	2-17"	\$816	\$840	\$938	\$998	\$1181	\$1334	\$1516	\$2097	\$2382

Note: When optional base finish is required, please multiply upcharge by 2 for tables supported with an extra base.

PERLA | BAR HEIGHT

	Model Number	Table Top Size	Shpg. Wght.	Base Spread	LAMINATE TOP ASSORTED EDGES							VENEER TOP	
					GRP 1	GRP 2	GRP 3	GRP 4	GRP 5	GRP 6	GRP 7	GRP 8	GRP 9
● ROUND	PRLH24D	24" Dia.	40	17"	\$527	\$542	\$597	\$631	\$735	\$821	\$924	\$1330	\$1542
	PRLH30D	30" Dia.	52	22"	\$578	\$595	\$662	\$706	\$833	\$938	\$1065	\$1482	\$1690
	PRLH36D	36" Dia.	63	28"	\$678	\$699	\$782	\$833	\$986	\$1114	\$1269	\$1748	\$1983
	PRLH36S	36" Sq.	67	28"	\$689	\$709	\$791	\$842	\$997	\$1126	\$1279	\$1769	\$2012

■
SQUARE

OPTIONS

Add upcharge to list price and code to model number

PC	Polished Chrome Base, 17"	\$80 per base
PC	Polished Chrome Base, 22"	\$95 per base
PC	Polished Chrome Base, 28"	\$180 per base
PC	Polished Chrome Base, 22" Bar Height.	\$125 per base
PC	Polished Chrome Base, 28" Bar Height	\$210 per base

RP	Painted Footring	\$110
RC	Polished Chrome Footring	\$130
ULW	Ultra Lightweight Top	\$190
RAD	Radius Corners for 3MM Edge	\$200 per table

PERRY LOUNGE

The Perry Lounge features a stylish design with fully welded .875" diameter steel tube legs and lower frame.



PERRY SINGLE SEAT LOUNGE WITH TABLET ARM OPTION AND TWO CASTERS



PERRY TWO SEAT LOUNGE STANDARD W/ POWDER COATED LEGS

ORDERING INFORMATION

To Order Please Specify:

- | | |
|-----------------|---------------------------|
| 1) Series Name | 4) Metal Leg Finish Color |
| 2) Model Number | 5) Fabric Grade & Number |
| 3) Quantity | 6) Optional Items |

PERRY GENERAL SPECIFICATIONS

Seat and Back Frame Construction

Frame assembly is constructed of multi-ply hardwood, with tongue and groove construction. All foam is fully bonded to frame. Seat cushions are 5" graded high resiliency (H.R.) block foam, covered entirely with special bonded polyester fiber to protect final upholstery. No sag-springs are installed in seat & back along with interlocking helicoil springs to prevent sagging and provide additional lower back and seat support.

Upholstery

Seat and back are covered in choice of fabric, vinyl, crypton, leather or COM. ERG uses only water based glues and adhesives in our upholstery process. Contrasting fabrics are available.

Metal Legs/Frame

Frames are made of .875" diameter, 14-gauge steel tubing with hand brazed welds. Frames available in lounge chair, two and three seat lounge sofas.

Glides

All frames come with factory installed self leveling steel glides.

Arm Caps

Optional Maple wood arm caps.

COLORS / FINISHES

Metal Legs Finish Colors:

Standard powder coat colors

OPTIONS

- CODE: FR - CA133 Fire Retardant.
- CODE: MB - Moisture Barrier.
- CODE: CAS3 - 3" Casters.
- CODE: TAB(-) - Non-Removable Swivel Tablet (laminata shape A, B or C left or right arm)
- CODE: TABR1(-) - Removable Swivel Tablet (laminata shape A, B or C specify left or right arm)
- CODE: TABR2(-) - Removable Swivel Tablet (laminata shape A, B or C with opening for tablet on both arms)
- CODE: SST - Solid Surface Tablet Arm (add to Tablet option)
- CODE: 2FO - Two Fabric Option.
- CODE: 3FO - Three Fabric Option.
- CODE: AHG - Metal Hand Grip.
- CODE: WAC - Wood Arm Caps.
- CODE: LAM5 - Non-standard laminate for 5 or less tablets see options for upcharge

Note:

- Tablet orders of 5 or less - choice of 3 standard laminate colors: Wilsonart Black 1595-60, Formica Brite White 459-58 and Nevamar Silver Alu Metalx MXT003.
- Tablet orders of 6 or more - any choice standard laminate colors.



BACK VIEW SHOWN WITH REAR HANDLE



WOOD ARM CAPS



4" CASTERS



SOLID SURFACE TABLET OPTION

DIMENSIONS	Single Seat	Two Seat	Three Seat
Seat Width:	19.5"	43"	66"
Seat Depth:	21"	21"	21"
Seat Height:	18.5"	18.5"	18.5"
Arm Height:	26.5"	26.5"	26.5"
Back Height:	33.5"	33.5"	33.5"
Overall Width:	25.5"	49"	72.5"
Overall Depth:	28"	28"	28"
Qty./Wt.:	1 ea./58 lbs.	1 ea./89 lbs.	1 ea./135 lbs.



PERRY SINGLE SEAT LOUNGE WITH 4 CASTERS


MODEL / DESCRIPTION / LIST PRICING



3280 Single Seat Lounge - fully upholstered

COM Yardage: 5.75 Yds. / Back: 2 Yds. / Seat: 1.25 Yds. / Arms: 2.5 Yds.


COM	GR1	GR2	GR3	GR4	GR5	GR6	GR7	GR8	GR9	GR10	LEA
\$1709	\$1828	\$1901	\$1977	\$2056	\$2138	\$2224	\$2312	\$2405	\$2501	\$2602	\$3075



3282 Two Seat Lounge - fully upholstered

COM Yardage: 7.25 Yds. / Back: 3 Yds. / Seat: 1.75 Yds. / Arms: 2.5 Yds.

COM	GR1	GR2	GR3	GR4	GR5	GR6	GR7	GR8	GR9	GR10	LEA
\$2351	\$2515	\$2616	\$2720	\$2829	\$2943	\$3060	\$3182	\$3310	\$3443	\$3580	\$4232



3284 Three Seat Lounge - fully upholstered

COM Yardage: 9 Yds. / Back: 4 Yds. / Seat: 2.5 Yds. / Arms: 2.5 Yds.

COM	GR1	GR2	GR3	GR4	GR5	GR6	GR7	GR8	GR9	GR10	LEA
\$3101	\$3318	\$3451	\$3588	\$3732	\$3881	\$4036	\$4197	\$4366	\$4540	\$4722	\$5581

TABLET SHAPES

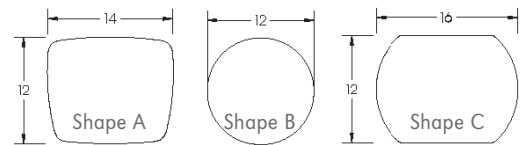
Choose from 3 Tablet Shapes::

Tablets for all modular series are available in 3 shapes, choose from the three shapes shown and specify; A, B or C and left or right (outside tablet) when ordering. Example: TABF-(A) Left - this would be a fixed shape A tablet on the left side (when seated).

Optional Solid Surface available.

Note:

- Tablet orders of 5 or less - choice of 3 standard laminate colors: Wilsonart Black, Formica Brite White and Nevamar Silver Alu Metalx.
- Tablet orders of 6 or more - any choice standard laminate colors.



OPTIONS

Add upcharge to list price and code to model number

FR	CA133 Fire Retardant per yard	\$90/yd.
MB	Moisture Barrier - per seat	\$125
CAS3	3" Casters	\$25 ea.
TAB(-)	Swivel Tablet (specify A, B or C, left or right arm)	\$395
TABR1(-)	Removable Tablet (specify A, B or C, left or right arm)	\$470
TABR2(-)	Removable Tablet (specify A, B or C both arm openings)	\$570

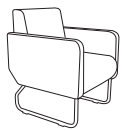
SST	Solid Surface Tablet Arm - add to tablet option	\$125
2FO	Two Fabric Option	\$98
3FO	Three Fabric Option	\$148
AHG	Metal Hand Grip - per seat	\$150
WAC	Wood Arm Caps - pair	\$152
LAM5	Non-standard laminate (5 tablets or less)	\$250 ea. tablet

DIMENSIONS	Single Seat	Two Seat	Three Seat
Seat Width:	19.5"	43"	66"
Seat Depth:	21"	21"	21"
Seat Height:	18.5"	18.5"	18.5"
Arm Height:	26.5"	26.5"	26.5"
Back Height:	33.5"	33.5"	33.5"
Overall Width:	25.5"	49"	72.5"
Overall Depth:	28"	28"	28"
Qty./Wt.:	1 ea./58 lbs.	1 ea./89 lbs.	1 ea./135 lbs.



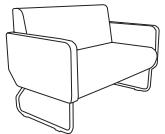
PERRY SINGLE SEAT SLED BASE LOUNGE

MODEL / DESCRIPTION / LIST PRICING



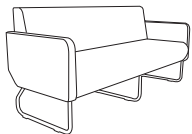
3281 Single Seat Sled Base Lounge - fully upholstered COM Yardage: 5.75 Yds. / Back: 2 Yds. / Seat: 1.25 Yds. / Arms: 2.5 Yds.

COM	GR1	GR2	GR3	GR4	GR5	GR6	GR7	GR8	GR9	GR10	LEA
\$1758	\$1882	\$1957	\$2035	\$2117	\$2201	\$2289	\$2381	\$2477	\$2576	\$2679	\$3165



3283 Two Seat Sled Base Lounge - fully upholstered COM Yardage: 7.25 Yds. / Back: 3 Yds. / Seat: 1.75 Yds. / Arms: 2.5 Yds.

COM	GR1	GR2	GR3	GR4	GR5	GR6	GR7	GR8	GR9	GR10	LEA
\$2401	\$2569	\$2672	\$2778	\$2890	\$3006	\$3126	\$3251	\$3381	\$3516	\$3657	\$4322



3285 Three Seat Sled Base Lounge - fully upholstered COM Yardage: 9 Yds. / Back: 4 Yds. / Seat: 2.5 Yds. / Arms: 2.5 Yds.

COM	GR1	GR2	GR3	GR4	GR5	GR6	GR7	GR8	GR9	GR10	LEA
\$3151	\$3371	\$3507	\$3647	\$3792	\$3944	\$4101	\$4266	\$4437	\$4614	\$4799	\$5671

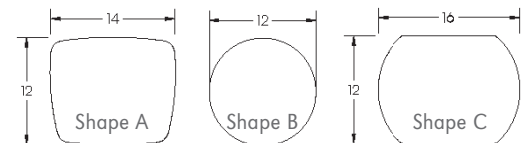
TABLET SHAPES

Choose from 3 Tablet Shapes::

Tablets for all lounge series are available in 3 shapes, choose from the three shapes shown and specify; A, B or C when ordering.

Example: TABR1-(A) Right - this would be a removable shape A tablet on the right arm.

Optional Solid Surface available.



Note:

- Tablet orders of 5 or less - choice of 3 standard laminate colors: Wilsonart Black, Formica Brite White and Nevamar Silver Alu Metalx.
- Tablet orders of 6 or more - any choice standard laminate colors.

OPTIONS

Add upcharge to list price and code to model number

FR	CA133 Fire Retardant per yard	\$90/yd.	SST	Solid Surface Tablet Arm - add to tablet option	\$125
MB	Moisture Barrier - per seat	\$125	2FO	Two Fabric Option	\$98
CAS3	3" Casters	\$25 ea.	3FO	Three Fabric Option	\$148
TAB(-)	Swivel Tablet (specify A, B or C, left or right arm)	\$395	AHG	Metal Hand Grip - per seat	\$150
TABR1(-)	Removable Tablet (specify A, B or C, left or right arm)	\$470	WAC	Wood Arm Caps - pair	\$152
TABR2(-)	Removable Tablet (specify A, B or C both arm openings)	\$570	LAM5	Non-standard laminate (5 tablets or less)	\$250 ea. tablet

PISA TABLES

Pisa Tables offer style and versatility for an array of applications. The complete square steel tube apron and legs provide the perfect solution for training, dining or multi-use areas.



SQUARE TABLE



RECTANGLE TABLE WITH
OPTIONAL POWER / DATA

ORDERING INFORMATION

- | | |
|-----------------|-------------------------------|
| 1) Series Name | 5) Frame Color |
| 2) Model Number | 6) Laminate Selection and No. |
| 3) Size | 7) Edge Style Code and Color |
| 4) Quantity | 8) Optional Items |

PISA SPECIFICATIONS

Pisa Table Base

- Table Height** Cafe table height is 29" to 30" depending on table top material or substrate specified. Bar height is 42".
- Legs/Apron** The Pisa legs & apron is made with 2", 14 gauge square steel tubing.
- Glides** Factory installed 1.25" industrial strength adjustable poly steel glides are standard.
- Assembly** Apron mounts to top with 1/4-20 x 1" machine screws into metal inserts; no wood screws are used. Legs are attached to the apron with 3/8-16 bolts. Shipped K-D.

Table Tops

Table top core is CARB Compliant 1.25" particle board. Laminate and phenolic backing are glued with water based adhesives.

FINISHES

Table Leg Finish

Pisa table legs and apron are available in all standard powder coat colors or optional polished chrome.

Laminate/Veneer Selections

ERG offers over 1000 standard laminate choices from Nevamar, Wilsonart, Formica and Pionite. Wood veneer is available in transparent stain colors - custom stain matching available.

Edge Selection

ERG offers a wide variety of table top edge materials including PVC, wood, aluminum and resin/urethane. Refer to "Table Edges and Profiles" on the website.

NOTE: Urethane/Resin edges are only available for certain sizes, please call for availability.

OPTIONS

- CODE: PCPSA - Polished Chrome Legs/Frame (Call for Quote)
- CODE: STH - Special Table Height (any table height other than 29" or 42")
- CODE: CH - Counter Table Height - 36"
- CODE: CAT - Almost Rectangle Table Top.

Factory installed table top power/data available.
See Accessories Section for more details.

Note: Pisa tables are shipped K-D

MODEL / DESCRIPTION / LIST PRICING

PISA | SQUARE | CAFE HEIGHT - 29"


SQUARE

Model Number	Table Top Size	Shpg. Wght	Number of Legs	LAMINATE TOP ASSORTED EDGES							VENEER TOP	
				GRP 1	GRP 2	GRP 3	GRP 4	GRP 5	GRP 6	GRP 7	GRP 8	GRP 9
PSA36S	36 X 36	67	4	N/A	\$1231	\$1337	\$1429	\$1612	\$1764	\$1947	\$3028	\$3636
PSA42S	42 X 42	90	4	N/A	\$1403	\$1538	\$1654	\$1885	\$2078	\$2309	\$3492	\$4141
PSA48S	48 X 48	107	4	N/A	\$1610	\$1799	\$1961	\$2285	\$2555	\$2879	\$4109	\$4741

PISA | SQUARE | BAR HEIGHT - 42"


SQUARE

Model Number	Table Top Size	Shpg. Wght	Number of Legs	LAMINATE TOP ASSORTED EDGES							VENEER TOP	
				GRP 1	GRP 2	GRP 3	GRP 4	GRP 5	GRP 6	GRP 7	GRP 8	GRP 9
PSAH36S	36 X 36	82	4	N/A	\$1451	\$1557	\$1649	\$1832	\$1984	\$2167	\$3512	\$4291
PSAH42S	42 X 42	105	4	N/A	\$1623	\$1758	\$1874	\$2105	\$2298	\$2529	\$3976	\$4797
PSAH48S	48 X 48	122	4	N/A	\$1830	\$2019	\$2181	\$2505	\$2775	\$3099	\$4593	\$5396



SQUARE TABLE

OPTIONS

Add upcharge to list price and code to model number

PCPSA	Polished Chrome - Call for Quote	CALL	CH	Counter Table Height - 36"	\$200
STH	Special Table Height, other than 29" or 42"	\$200			

MODEL / DESCRIPTION / LIST PRICING

PISA | RECTANGLE | CAFE HEIGHT - 29"

Model Number	Table Top Size	Shpg. Wght	Number of Legs	LAMINATE TOP ASSORTED EDGES							VENEER TOP	
				GRP 1	GRP 2	GRP 3	GRP 4	GRP 5	GRP 6	GRP 7	GRP 8	GRP 9
PSA2448	24 X 48	70	4	N/A	\$1125	\$1226	\$1313	\$1486	\$1630	\$1803	\$2779	\$3323
PSA2460	24 X 60	79	4	N/A	\$1161	\$1274	\$1371	\$1564	\$1725	\$1919	\$2893	\$3427
PSA2472	24 X 72	88	4	N/A	\$1285	\$1410	\$1517	\$1731	\$1909	\$2123	\$3201	\$3792
PSA2484	24 X 84	97	4	N/A	\$1383	\$1526	\$1649	\$1893	\$2097	\$2342	\$3472	\$4079
PSA2496	24 X 96	106	4	N/A	\$1463	\$1618	\$1751	\$2016	\$2237	\$2502	\$3683	\$4314
PSA3048	30 X 48	79	4	N/A	\$1209	\$1323	\$1421	\$1617	\$1780	\$1976	\$3003	\$3569
PSA3060	30 X 60	90	4	N/A	\$1253	\$1381	\$1491	\$1712	\$1896	\$2116	\$3141	\$3694
PSA3072	30 X 72	102	4	N/A	\$1384	\$1527	\$1650	\$1895	\$2099	\$2344	\$3474	\$4081
PSA3084	30 X 84	113	4	N/A	\$1490	\$1653	\$1794	\$2074	\$2308	\$2588	\$3768	\$4390
PSA3096	30 X 96	124	4	N/A	\$1577	\$1755	\$1908	\$2213	\$2467	\$2773	\$4004	\$4646
PSA3648	36 X 48	88	4	N/A	\$1302	\$1433	\$1545	\$1768	\$1955	\$2179	\$3257	\$3842
PSA3660	36 X 60	102	4	N/A	\$1397	\$1545	\$1671	\$1924	\$2134	\$2387	\$3516	\$4119
PSA3672	36 X 72	115	4	N/A	\$1492	\$1656	\$1797	\$2079	\$2314	\$2596	\$3776	\$4397
PSA3684	36 X 84	129	4	N/A	\$1649	\$1837	\$1997	\$2319	\$2587	\$2908	\$4191	\$4859
PSA3696	36 X 96	142	4	N/A	\$1700	\$1905	\$2080	\$2430	\$2722	\$3073	\$4354	\$5005

PISA | RECTANGLE | BAR HEIGHT - 42"

Model Number	Table Top Size	Shpg. Wght	Number of Legs	LAMINATE TOP ASSORTED EDGES							VENEER TOP	
				GRP 1	GRP 2	GRP 3	GRP 4	GRP 5	GRP 6	GRP 7	GRP 8	GRP 9
PSAH2460	24 X 60	79	4	N/A	\$1381	\$1494	\$1591	\$1784	\$1945	\$2139	\$3377	\$4082
PSAH2472	24 X 72	88	4	N/A	\$1505	\$1630	\$1737	\$1951	\$2129	\$2343	\$3685	\$4448
PSAH2484	24 X 84	97	4	N/A	\$1603	\$1746	\$1869	\$2113	\$2317	\$2562	\$3956	\$4735
PSAH2496	24 X 96	106	4	N/A	\$1683	\$1838	\$1971	\$2236	\$2457	\$2722	\$4167	\$4969
PSAH3060	30 X 60	90	4	N/A	\$1473	\$1601	\$1711	\$1932	\$2116	\$2336	\$3625	\$4350
PSAH3072	30 X 72	102	4	N/A	\$1604	\$1747	\$1870	\$2115	\$2319	\$2564	\$3958	\$4737
PSAH3084	30 X 84	113	4	N/A	\$1710	\$1873	\$2014	\$2294	\$2528	\$2808	\$4252	\$5046
PSAH3096	30 X 96	124	4	N/A	\$1797	\$1975	\$2128	\$2433	\$2687	\$2993	\$4488	\$5302
PSAH3660	36 X 60	102	4	N/A	\$1617	\$1765	\$1891	\$2144	\$2354	\$2607	\$4000	\$4775
PSAH3672	36 X 72	115	4	N/A	\$1712	\$1876	\$2017	\$2299	\$2534	\$2816	\$4260	\$5052
PSAH3684	36 X 84	129	4	N/A	\$1935	\$2123	\$2283	\$2605	\$2873	\$3194	\$4820	\$5711
PSAH3696	36 X 96	142	4	N/A	\$1986	\$2191	\$2366	\$2716	\$3008	\$3359	\$4983	\$5857

OPTIONS

Add upcharge to list price and code to model number

PCPSA	Polished Chrome - Call for Quote	CALL	CH	Counter Table Height - 36"	\$200
STH	Special Table Height, other than 29" or 42"	\$200			

MODEL / DESCRIPTION / LIST PRICING

PISA | CONFERENCE | CAFE HEIGHT - 29"

Model Number	Table Top Size	Shpg. Wght	Number of Legs	LAMINATE TOP ASSORTED EDGES							VENEER TOP	
				GRP 1	GRP 2	GRP 3	GRP 4	GRP 5	GRP 6	GRP 7	GRP 8	GRP 9
PSA4272	42 X 72	129	4	N/A	\$2280	\$2557	\$2795	\$3270	\$3667	\$4142	\$5848	\$6711
PSA4296	42 X 96	160	4	N/A	\$2418	\$2735	\$3006	\$3548	\$4000	\$4542	\$6269	\$7112
PSA4872	48 X 72	142	4	N/A	\$2328	\$2621	\$2873	\$3375	\$3795	\$4297	\$6001	\$6849
PSA4896	48 X 96	178	4	N/A	\$2657	\$2995	\$3284	\$3862	\$4344	\$4922	\$6858	\$7818
PSA48120	48 X 120	214	6	N/A	\$3317	\$3698	\$4025	\$4678	\$5223	\$5876	\$8441	\$9770
PSA48144	48 X 144	250	6	N/A	\$3713	\$4138	\$4502	\$5231	\$5838	\$6567	\$9443	\$10936

PISA | CONFERENCE | BAR HEIGHT - 42"

Model Number	Table Top Size	Shpg. Wght	Number of Legs	LAMINATE TOP ASSORTED EDGES							VENEER TOP	
				GRP 1	GRP 2	GRP 3	GRP 4	GRP 5	GRP 6	GRP 7	GRP 8	GRP 9
PSAH4272	42 X 72	129	4	N/A	\$2588	\$2865	\$3103	\$3578	\$3975	\$4450	\$6525	\$7628
PSAH4296	42 X 96	160	4	N/A	\$2726	\$3043	\$3314	\$3856	\$4308	\$4850	\$6947	\$8030
PSAH4872	48 X 72	142	4	N/A	\$2636	\$2929	\$3181	\$3683	\$4103	\$4605	\$6679	\$7766
PSAH4896	48 X 96	178	4	N/A	\$3009	\$3347	\$3636	\$4214	\$4696	\$5274	\$7632	\$8867



48 X 120 CONFERENCE TABLE WITH
OPTIONAL POWER / DATA UNITS

OPTIONS

Add upcharge to list price and code to model number

PCPSA	Polished Chrome - Call for Quote	CALL	CH	Counter Table Height - 36"	\$200
STH	Special Table Height, other than 29" or 42"	\$200	CAT	Almost Rectangle table top	add 25%



STANDARD ROUND POST LEG



SQUARE POST LEG

ORDERING INFORMATION

- | | |
|-------------------------------|-------------------------------|
| 1) Series Name | 7) Edge Style Code and Color |
| 2) Model Number | 8) Round or Square Leg Column |
| 3) Size | 9) Wood Stain Color |
| 4) Quantity | 10) Optional Items |
| 5) Leg Powder Coat Color | |
| 6) Laminate Selection and No. | |

POST-ROXBY SPECIFICATIONS

Post Base

- Table Height** Table height is 29" to 30" depending on table top specified.
- Legs** The Post leg is made with 2", 14 gauge round or square steel tubing.
- Plate** 2" x 4" or 8" x 8" stamped metal plate.
- Glides** Factory installed 1.25" industrial strength adjustable poly steel glides are standard.
- Assembly** Post base is a completely welded one piece base, no tie-rod assembly. The top plate is welded to the vertical column. Base mounts to tabletop with 1/4-20 x 1" machine screws into metal inserts in top; **NO WOOD SCREWS ARE USED.**

Table Tops

Table top core is CARB Compliant 1.25" particle board. Laminate and phenolic backing are glued with water based adhesives.

Easy-Fold Mechanism

Lightweight, heavy-duty, and very easy to operate. On folding models, lightweight designer-styled mechanism offers soft visual aesthetics ("non-industrial look"), consists of a nylon injection molded housing, cast aluminum pivot and metal locking slider. Rigid, taper locking design is activated by single lever that also locks in folded position. Legs fold flat and can be stored horizontally. ANSI/BIFMA tested. Round legs are only available on folding.

FINISHES

Table Leg Finish

Post table legs are available in all standard powder coat colors or optional polished chrome.

Laminate/Veneer Selections

ERG offers over 1000 standard laminate choices from Nevamar, Wilsonart, Formica and Pionite. Wood veneer is available in transparent stain colors - custom stain matching available.


Edge Selection

ERG offers a wide variety of table top edge materials including PVC, wood, aluminum and resin/urethane. Refer to "Table Edges and Profiles" at beginning of "Tables" section.

OPTIONS

- CODE: **SL** Square or **RL** Round Leg.
Specify when ordering. **No Upcharge.**
- CODE: CAS3 - 3" Mobile Casters.
- CODE: GD - Ganging.
- CODE: STH - Special Table Height, for any table height other than 29".
- CODE: PC - Polished Chrome Legs
- CODE: RAD - Radius Corners for 3MM Edge
- CODE: FTBH - Flip Top Bar Height - Crossbar
- TABLE ACCESSORIES – Modesty Panels, Bridges, Grommets, Wire Management, Power & Communication Options, Table Dollies – see "Accessories" section in price list

Note: When ordering modesty panel, table and panel must have 3MM edge.



MODEL / DESCRIPTION / LIST PRICING

POST | ROUND TOP | STATIONARY LEGS



ROUND

Model Number	Table Top Size	Shpg. Wght	Base Spread	LAMINATE TOP ASSORTED EDGES							VENEER TOP	
				GRP 1	GRP 2	GRP 3	GRP 4	GRP 5	GRP 6	GRP 7	GRP 8	GRP 9
PT24D	24" Dia.	32	4-2"	\$792	\$809	\$875	\$917	\$1042	\$1146	\$1271	\$1941	\$2314
PT30D	30" Dia.	43	4-2"	\$795	\$817	\$904	\$960	\$1125	\$1262	\$1427	\$2019	\$2322
PT36D	36" Dia.	53	4-2"	\$966	\$992	\$1099	\$1167	\$1366	\$1532	\$1731	\$2454	\$2822
PT42D	42" Dia.	72	4-2"	\$1042	\$1074	\$1205	\$1287	\$1532	\$1737	\$1982	\$2700	\$3045
PT48D	48" Dia.	86	4-2"	\$1126	\$1166	\$1322	\$1422	\$1717	\$1964	\$2259	\$2970	\$3289
PT54D	54" Dia.	101	4-2"	\$1507	\$1573	\$1836	\$2000	\$2495	\$2906	\$3402	\$4152	\$4400
PT60D	60" Dia.	118	4-2"	\$1654	\$1730	\$2041	\$2235	\$2817	\$3302	\$3884	\$4625	\$4827

POST | SQUARE TOP | STATIONARY LEGS



SQUARE

Model Number	Table Top Size	Shpg. Wght	Base Spread	LAMINATE TOP ASSORTED EDGES							VENEER TOP	
				GRP 1	GRP 2	GRP 3	GRP 4	GRP 5	GRP 6	GRP 7	GRP 8	GRP 9
PT24S	24" Sq.	40	4-2"	\$883	\$901	\$970	\$1012	\$1142	\$1250	\$1378	\$2148	\$2582
PT2430S	24x30 Sq.	49	4-2"	\$909	\$929	\$1007	\$1055	\$1200	\$1321	\$1467	\$2234	\$2659
PT30S	30" Sq.	54	4-2"	\$947	\$974	\$1083	\$1151	\$1358	\$1528	\$1735	\$2455	\$2822
PT36S	36" Sq.	67	4-2"	\$977	\$1004	\$1113	\$1181	\$1388	\$1558	\$1765	\$2485	\$2852
PT42S	42" Sq.	90	4-2"	\$1067	\$1101	\$1240	\$1327	\$1587	\$1804	\$2064	\$2779	\$3116
PT48S	48" Sq.	107	4-2"	\$1148	\$1189	\$1348	\$1450	\$1751	\$2002	\$2304	\$3030	\$3355
PT54S	54" Sq.	126	4-2"	\$1537	\$1604	\$1873	\$2040	\$2545	\$2964	\$3470	\$4235	\$4488
PT60S	60" Sq.	148	4-2"	\$1687	\$1765	\$2082	\$2281	\$2874	\$3368	\$3962	\$4718	\$4923

OPTIONS

Add upcharge to list price and code to model number

CAS3	3" Mobile Casters	\$25 each
GD	Ganging, per table	\$95
STH	Special Table Height, other than 29"	\$200
SL	Square Leg	-

RL	Round Leg	-
PC	Polished Chrome - per leg	\$40
RAD	Radius Corners for 3MM Edge	\$200 per table

MODEL / DESCRIPTION / LIST PRICING

POST | RECTANGLE TOP | STATIONARY LEGS

Model Number	Table Top Size	Shpg. Wght	Base Spread	LAMINATE TOP ASSORTED EDGES							VENEER TOP	
				GRP 1	GRP 2	GRP 3	GRP 4	GRP 5	GRP 6	GRP 7	GRP 8	GRP 9
PT2448	24 X 48	70	4-2"	\$1052	\$1083	\$1205	\$1282	\$1512	\$1703	\$1934	\$2693	\$3073
PT2460	24 X 60	79	4-2"	\$1125	\$1161	\$1307	\$1399	\$1673	\$1902	\$2175	\$2930	\$3284
PT2472	24 X 72	88	4-2"	\$1124	\$1163	\$1319	\$1418	\$1712	\$1956	\$2250	\$2963	\$3281
PT2484	24 X 84	97	4-2"	\$1181	\$1225	\$1401	\$1510	\$1839	\$2113	\$2441	\$3151	\$3450
PT2496	24 X 96	106	4-2"	\$1230	\$1278	\$1469	\$1588	\$1946	\$2244	\$2601	\$3308	\$3592
PT3048	30 X 48	79	4-2"	\$1096	\$1131	\$1267	\$1355	\$1612	\$1826	\$2082	\$2839	\$3204
PT3060	30 X 60	118	4-2"	\$1163	\$1202	\$1361	\$1460	\$1757	\$2003	\$2301	\$3054	\$3397
PT3072	30 X 72	147	4-2"	\$1184	\$1229	\$1405	\$1516	\$1847	\$2122	\$2453	\$3162	\$3460
PT3084	30 X 84	113	4-2"	\$1290	\$1343	\$1554	\$1686	\$2080	\$2409	\$2804	\$3505	\$3771
PT3096	30 X 96	158	4-2"	\$1317	\$1371	\$1590	\$1727	\$2137	\$2479	\$2890	\$3589	\$3846
PT3660	36 X 60	131	4-2"	\$1211	\$1258	\$1443	\$1558	\$1905	\$2193	\$2540	\$3248	\$3537
PT3672	36 X 72	163	4-2"	\$1276	\$1327	\$1532	\$1661	\$2046	\$2368	\$2753	\$3457	\$3724
PT3684	36 X 84	129	4-2"	\$1360	\$1418	\$1650	\$1796	\$2231	\$2595	\$3030	\$3729	\$3970
PT3696	36 X 96	176	4-2"	\$1424	\$1487	\$1741	\$1898	\$2373	\$2768	\$3242	\$3936	\$4158

POST | ALMOST SQUARE TOP | STATIONARY LEGS

Model Number	Table Top Size	Shpg. Wght	Base Spread	LAMINATE TOP ASSORTED EDGES							VENEER TOP	
				GRP 1	GRP 2	GRP 3	GRP 4	GRP 5	GRP 6	GRP 7	GRP 8	GRP 9
PT48AS	48" Almost Sq.	107	4-2"	\$1510	\$1569	\$1802	\$1948	\$2385	\$2750	\$3188	\$4059	\$4412
PT54AS	54" Almost Sq.	126	4-2"	\$1586	\$1650	\$1907	\$2067	\$2549	\$2952	\$3434	\$4301	\$4631
PT60AS	60" Almost Sq.	148	4-2"	\$1731	\$1807	\$2112	\$2302	\$2872	\$3347	\$3917	\$4775	\$5057

OPTIONS

Add upcharge to list price and code to model number

CAS3	3" Mobile Casters	\$25 each
GD	Ganging, per table	\$95
STH	Special Table Height, other than 29"	\$200
SL	Square Leg/Column	-

RL	Round Leg	-
PC	Polished Chrome - per leg	\$40
RAD	Radius Corners for 3MM Edge	\$200 per table

MODEL / DESCRIPTION / LIST PRICING

POST | ROUND TOP | EASY FOLD



ROUND

Model Number	Table Top Size	Shpg. Wght	Base Spread	LAMINATE TOP ASSORTED EDGES								VENEER TOP	
				GRP 1	GRP 2	GRP 3	GRP 4	GRP 5	GRP 6	GRP 7	GRP 8	GRP 9	
PF42D	42" Dia.	101	4-2"	\$1536	\$1569	\$1700	\$1782	\$2027	\$2232	\$2477	\$3773	\$4492	
PF48D	48" Dia.	114	4-2"	\$1620	\$1660	\$1819	\$1916	\$2211	\$2458	\$2753	\$4045	\$4736	
PF54D	54" Dia.	129	4-2"	\$1634	\$1674	\$1834	\$1936	\$2239	\$2491	\$2794	\$4086	\$4772	
PF60D	60" Dia.	147	4-2"	\$1840	\$1896	\$2124	\$2267	\$2694	\$3049	\$3476	\$4754	\$5375	

POST | SQUARE TOP | EASY FOLD



SQUARE

Model Number	Table Top Size	Shpg. Wght	Base Spread	LAMINATE TOP ASSORTED EDGES								VENEER TOP	
				GRP 1	GRP 2	GRP 3	GRP 4	GRP 5	GRP 6	GRP 7	GRP 8	GRP 9	
PF42S	42" Sq.	113	4-2"	\$1512	\$1544	\$1666	\$1744	\$1974	\$2166	\$2397	\$3695	\$4422	
PF48S	48" Sq.	130	4-2"	\$1593	\$1632	\$1780	\$1873	\$2153	\$2385	\$2665	\$3957	\$4658	
PF54S	54" Sq.	149	4-2"	\$1708	\$1754	\$1939	\$2055	\$2402	\$2693	\$3040	\$4326	\$4990	
PF60S	60" Sq.	171	4-2"	\$1860	\$1917	\$2153	\$2298	\$2736	\$3103	\$3542	\$4820	\$5433	

POST | RECTANGLE TOP | EASY FOLD




RECTANGLE


Model Number	Table Top Size	Shpg. Wght	Base Spread	LAMINATE TOP ASSORTED EDGES								VENEER TOP	
				GRP 1	GRP 2	GRP 3	GRP 4	GRP 5	GRP 6	GRP 7	GRP 8	GRP 9	
PF3060	30 X 60	106	4-2"	\$1622	\$1663	\$1822	\$1919	\$2217	\$2464	\$2762	\$4053	\$4744	
PF3072	30 X 72	118	4-2"	\$1680	\$1723	\$1901	\$2011	\$2342	\$2617	\$2947	\$4236	\$4908	
PF3084	30 X 84	147	4-2"	\$1785	\$1839	\$2049	\$2181	\$2575	\$2903	\$3299	\$4580	\$5217	
PF3096	30 X 96	158	4-2"	\$1811	\$1866	\$2085	\$2222	\$2631	\$2974	\$3384	\$4664	\$5293	
PF3660	36 X 60	118	4-2"	\$1705	\$1752	\$1937	\$2053	\$2399	\$2688	\$3035	\$4321	\$4985	
PF3672	36 X 72	131	4-2"	\$1770	\$1822	\$2028	\$2156	\$2541	\$2862	\$3248	\$4530	\$5172	
PF3684	36 X 84	163	4-2"	\$1854	\$1913	\$2145	\$2290	\$2726	\$3089	\$3525	\$4803	\$5417	
PF3696	36 X 96	176	4-2"	\$1918	\$1982	\$2235	\$2394	\$2868	\$3263	\$3737	\$5012	\$5605	



Note: Round legs are only available on folding.



Detail of Folding Mechanism



OPTIONS

Add upcharge to list price and code to model number

CAS3	3" Mobile Casters	\$25 each
GD	Ganging, per table	\$95
STH	Special Table Height, other than 29"	\$200

PC	Polished Chrome - per leg	\$40
RAD	Radius Corners for 3MM Edge	\$200 per table



POST RECTANGLE CONFERENCE TABLE



POST RACETRACK CONFERENCE TABLE

ORDERING INFORMATION

- | | |
|-----------------|-------------------------------|
| 1) Series Name | 5) Laminate Selection and No. |
| 2) Model Number | 6) Edge Style Code and Color |
| 3) Size | 7) Wood Species |
| 4) Quantity | 9) Wood Stain Color |
| 5) Frame Color | 10) Optional Items |

POST CONFERENCE SPECIFICATIONS

Post Base

- Table Height** Table height is 29" to 30" depending on table top specified.
- Legs** The Post leg is made with 3", 14 gauge round steel tubing.
- Plate** 8" x 8" stamped metal plate.
- Glides** Adjustable glides.
- Assembly** Base mounts to top with 1/4" - 20 machine screws into metal inserts - NO WOOD SCREWS ARE USED.
- For tables over 72" in length, two heavy duty steel stretcher bars are provided.

Table Tops

Table top core is CARB Compliant 1.25" particle board. Laminate and phenolic backing are glued with water based adhesives.

Edge Selection

ERG offers a wide variety of table top edge materials including PVC, wood, aluminum and resin/urethane. Refer to "Table Edges and Profiles" at beginning of "Tables" section.

FINISHES

Table Bases and Legs

Post legs are finished in your choice of standard powder coat colors or optional polished chrome.

Laminate/Veneer Selections

ERG offers over 1000 standard laminate choices from Nevamar, Wilsonart, Formica and Pionite. Wood veneer is available in transparent stain colors - custom stain matching available.


OPTIONS

- CODE: STH - Special Table Height (any table height other than 29")
- CODE: GD - Ganging.
- CODE: COT - Oval table top
- CODE: CBT - Boat table top
- CODE: PC - Polished Chrome Legs
- CODE: RAD - Radius Corners for 3MM Edge
- CODE: CAT - Almost Rectangle Table Top.
- TABLE ACCESSORIES - Modesty Panels, Bridges, Grommets, Wire Management, Power & Communication Options, Table Dollies - see "Accessories" section in price list

Note: When ordering modesty panel, table and panel must have 3MM edge.


MODEL / DESCRIPTION / LIST PRICING

POST | CONFERENCE | RECTANGLE

	Model Number	Table Top Size	Shpg. Wght	Base Spread	LAMINATE TOP ASSORTED EDGES							VENEER TOP	
					GRP 1	GRP 2	GRP 3	GRP 4	GRP 5	GRP 6	GRP 7	GRP 8	GRP 9
 RECTANGLE	PC4272	42 X 72	207	4-3"	\$1643	\$1736	\$2011	\$2378	\$3250	\$3479	\$3939	\$5945	\$7562
	PC4284	42 X 84	234	4-3"	\$1756	\$1860	\$2168	\$2581	\$3560	\$3818	\$4333	\$6451	\$8144
	PC4296	42 X 96	262	4-3"	\$1868	\$1983	\$2326	\$2784	\$3869	\$4155	\$4726	\$6958	\$8728
	PC4872	48 X 72	220	4-3"	\$1722	\$1822	\$2121	\$2519	\$3466	\$3715	\$4213	\$6298	\$7968
	PC4884	48 X 84	234	4-3"	\$1950	\$2064	\$2402	\$2854	\$3926	\$4208	\$4773	\$7134	\$9026
	PC4896	48 X 96	280	4-3"	\$2072	\$2197	\$2571	\$3072	\$4260	\$4572	\$5198	\$7681	\$9655
	PC48108*	48 X 108	310	6-3"	\$2290	\$2427	\$2838	\$3387	\$4690	\$5033	\$5718	\$8467	\$10655
	PC48120*	48 X 120	340	6-3"	\$2411	\$2561	\$3008	\$3606	\$5024	\$5398	\$6145	\$9014	\$11283
	PC48144*	48 X 144	380	6-3"	\$2844	\$3019	\$3540	\$4233	\$5880	\$6315	\$7182	\$10582	\$13278
	PC6096	60 X 96	316	4-3"	\$2287	\$2433	\$2872	\$3459	\$4850	\$5215	\$5948	\$8646	\$10764
	PC60108*	60 X 108	351	6-3"	\$2576	\$2742	\$3240	\$3903	\$5479	\$5894	\$6722	\$9757	\$12139
	PC60120*	60 X 120	385	6-3"	\$2715	\$2895	\$3435	\$4154	\$5862	\$6311	\$7209	\$10383	\$12859
	PC60144*	60 X 144	410	6-3"	\$3311	\$3526	\$4172	\$5033	\$7077	\$7616	\$8692	\$12582	\$15626

* Asterisk after model number indicates 2 piece tops with center seam for tables over 96" and longer

POST | CONFERENCE | RACETRACK

	Model Number	Table Top Size	Shpg. Wght	Base Spread	LAMINATE TOP ASSORTED EDGES							VENEER TOP	
					GRP 1	GRP 2	GRP 3	GRP 4	GRP 5	GRP 6	GRP 7	GRP 8	GRP 9
 RACETRACK	PC4272RT	42 X 72	207	4-3"	\$1862	\$1975	\$2316	\$2772	\$3850	\$4134	\$4703	\$6928	\$8692
	PC4284RT	42 X 84	234	4-3"	\$1974	\$2100	\$2475	\$2974	\$4160	\$4473	\$5098	\$7434	\$9275
	PC4296RT	42 X 96	262	4-3"	\$2086	\$2223	\$2631	\$3176	\$4470	\$4810	\$5490	\$7941	\$9857
	PC4872RT	48 X 72	220	4-3"	\$1940	\$2062	\$2427	\$2913	\$4067	\$4370	\$4977	\$7281	\$9098
	PC4884RT	48 X 84	250	4-3"	\$2168	\$2304	\$2708	\$3247	\$4527	\$4864	\$5538	\$8117	\$10156
	PC4896RT	48 X 96	280	4-3"	\$2355	\$2510	\$2969	\$3583	\$5041	\$5424	\$6192	\$8959	\$11123
	PC48108RT*	48 X 108	310	6-3"	\$2552	\$2714	\$3205	\$3859	\$5411	\$5819	\$6636	\$9646	\$12012
	PC48120RT*	48 X 120	340	6-3"	\$2673	\$2849	\$3376	\$4077	\$5745	\$6185	\$7062	\$10193	\$12640
	PC48144RT*	48 X 144	380	6-3"	\$3107	\$3306	\$3906	\$4704	\$6601	\$7101	\$8100	\$11761	\$14635
	PC6096RT	60 X 96	316	4-3"	\$2548	\$2722	\$3239	\$3930	\$5570	\$6002	\$6865	\$9825	\$12120
	PC60108RT*	60 X 108	351	6-3"	\$2838	\$3030	\$3607	\$4374	\$6199	\$6680	\$7640	\$10937	\$13495
	PC60120RT*	60 X 120	385	6-3"	\$2934	\$3135	\$3740	\$4548	\$6463	\$6966	\$7974	\$11366	\$13989
	PC60144RT*	60 X 144	410	6-3"	\$3911	\$4186	\$5013	\$6114	\$8730	\$9417	\$10794	\$15285	\$18735

* Asterisk after model number indicates 2 piece tops with center seam for tables over 96" and longer

OPTIONS

Add upcharge to list price and code to model number

GD	Ganging, per table	\$95
COT	Oval table top - add to rectangle top price	add 20%
CBT	Boat table top - add to rectangle top price	add 25%
PC	Polished Chrome - per leg	\$40

STH	Special Table Height - any height other than 29"	\$350
RAD	Radius Corners for 3MM Edge	\$200 per table
CAT	Almost Rectangle table top	add 25%

Table Of Contents

Cove2
Villa Corded.....5
Villa DaisyLink.....6
Interact.....7
Interface.....8
Oasis9
Marina10
Table Wire Management . 11
Leg Wire Management. . . 12
Drake Wire Management 13



COVE FLUSH MOUNT UNITS



Cove Rectangle (power only)

- includes:
- 2 electrical outlets (12 AMP / 120 VOLT)
 - 108" 15 AMP single circuit cord
- ETL listed

MODEL

- Black:** COV-2-B-108
Silver: COV-2-S-108

LIST PRICE

- \$294
\$294



Cove Rectangle (power / convenience outlet)

- includes:
- 2 electrical outlets (12 AMP / 120 VOLT)
 - convenience outlet
 - 108" 15 AMP single circuit cord
- ETL listed

MODEL

- Black:** COV-21-B-108
Silver: COV-21-S-108

LIST PRICE

- \$318
\$318



Cove Rectangle (power and USB)

- includes:
- 1 electrical outlet (12 AMP / 120 VOLT)
 - 2 USB charging outlets
 - 108" 15 AMP single circuit cord
- ETL listed

MODEL

- Black:** COV-1U-B-108
Silver: COV-1U-S-108

LIST PRICE

- \$416
\$416



Cove Rectangle (power and USB)

- includes:
- 2 electrical outlets (12 AMP / 120 VOLT)
 - 2 USB charging outlets
 - 108" 15 AMP single circuit cord
- ETL listed

MODEL

- Black:** COV-2U-B-108
Silver: COV-2U-S-108

LIST PRICE

- \$441
\$441



Cove Rectangle (power, USB and conv. outlets)

- includes:
- 2 electrical outlets (12 AMP / 120 VOLT)
 - 2 USB charging outlets
 - 2 convenience outlets
 - 108" 15 AMP single circuit cord
- ETL listed

MODEL

- Black:** COV-22U-B-108
Silver: COV-22U-S-108

LIST PRICE

- \$588
\$588

Note: As application constraints may vary with each order, ERG must approve all power applications. 108" power cord length is standard for all Cove power and data units.

Placement and Dimensions

For Cove power locations, please provide detailed drawing

Cove dimensions:

COV-2 / COV-1U: 5.0" x 2.5"

COV-21 / COV-2U: 5.75" x 2.5"

COV-22U: 7.75" x 2.5"

Option Code: TTC - Table Top Cutout (cutout only, no power unit)

\$150 list • per cutout, per table

Custom Cutout • call for quote

requires diagram and dimensions for approved placement

COVE FLUSH MOUNT UNITS



Cove Rectangle (power, USB and conv. outlet)

- includes:
- 3 electrical outlets (12 AMP / 120 VOLT)
 - 2 USB charging outlets
 - 1 convenience outlet
 - 108" 15 AMP single circuit cord
- ETL listed

MODEL

- Black:** COV-3IU-B-108
Silver: COV-3IU-S-108

LIST PRICE

- \$563
\$563



Cove Rectangle (power, USB and RJ45)

- includes:
- 2 electrical outlets (12 AMP / 120 VOLT)
 - 2 USB charging outlets
 - 1 RJ45 cat 6 data jack
 - 108" 15 AMP single circuit cord
- ETL listed

MODEL

- Black:** COV-RJ-2U-B-108
Silver: COV-RJ-2U-S-108

LIST PRICE

- \$441
\$441



Cove Round (power only)

- includes:
- 2 electrical outlets (12 AMP / 120 VOLT)
 - 108" 15 AMP single circuit cord
- ETL listed

MODEL

- Black:** COV-R-2-B-108
Silver: COV-R-2-S-108

LIST PRICE

- \$294
\$294



Cove Round (power and USB)

- includes:
- 1 electrical outlet (12 AMP / 120 VOLT)
 - 2 USB charging outlets
 - 108" 15 AMP single circuit cord
- ETL listed

MODEL

- Black:** COV-R-1U-B-108
Silver: COV-R-1U-S-108

LIST PRICE

- \$416
\$416



Cove Round (power and USB)

- includes:
- 2 electrical outlets (12 AMP / 120 VOLT)
 - 2 USB charging outlets
 - 108" 15 AMP single circuit cord
- ETL listed

MODEL

- Black:** COV-R-2U-B-108
Silver: COV-R-2U-S-108

LIST PRICE

- \$418
\$418

Note: As application constraints may vary with each order, ERG must approve all power applications. 108" power cord length is standard for all Cove power and data units.

Placement and Dimensions

For Cove power locations, please provide detailed drawing

Cove dimensions:
COV3IU: 7.75" x 2.5"
COVRJ: 7.25" x 2.5"

Cove Round dimensions:
COV-R-2 / COV-R-1U: 5.25" diameter
COV-R-2U: 6" diameter

Option Code: TTC - Table Top Cutout (cutout only, no power unit)
\$150 list • per cutout, per table
Custom Cutout • call for quote
requires diagram and dimensions for approved placement

COVE FLUSH MOUNT UNITS



Cove Mini - Round (power only)

- includes:
- 2 electrical outlets (12 AMP / 120 VOLT)
 - 108" 15 AMP single circuit cord
- ETL listed

MODEL	LIST PRICE
Black: COV-SM-R-2-B-108	\$294
Silver: COV-SM-R-2-S-108	\$294



Cove Mini - Round (power and USB)

- includes:
- 1 electrical outlet (12 AMP / 120 VOLT)
 - 2 USB charging outlets
 - 108" 15 AMP single circuit cord
- ETL listed

MODEL	LIST PRICE
Black: COV-SM-R-1U-B-108	\$416
Silver: COV-SM-R-1U-S-108	\$416



Cove Mini - Rectangle (power only)

- includes:
- 2 electrical outlets (12 AMP / 120 VOLT)
 - 108" 15 AMP single circuit cord
- ETL listed

MODEL	LIST PRICE
Black: COV-SM-2-B-108	\$245
Silver: COV-SM-2-S-108	\$245



Cove Mini - Rectangle (power and USB)

- includes:
- 1 electrical outlet (12 AMP / 120 VOLT)
 - 2 USB charging outlets
 - 108" 15 AMP single circuit cord
- ETL listed

MODEL	LIST PRICE
Black: COV-SM-1U-B-108	\$367
Silver: COV-SM-1U-S-108	\$367

Note: As application constraints may vary with each order, ERG must approve all power applications. 108" power cord length is standard for all Cove power and data units.

Placement and Dimensions

For Cove power locations, please provide detailed drawing

- Cove Mini dimensions:
- COV-SM-R-2 / COV-SM-R-1U: 4" diameter
 - COV-SM-2 / COV-SM-1U: 3.75" x 2.25"

Option Code: TTC - Table Top Cutout (cutout only, no power unit)
 \$150 list • per cutout, per table
 Custom Cutout • call for quote
 requires diagram and dimensions for approved placement

VILLA SERIES - SINGLE CORDED UNITS



Villa (power only)

- includes:
- 2 electrical outlets (15 AMP / 125 VOLT)
 - 2 knockouts for RJ45 cat 6 data
 - 1 convenience receptacle
 - 72" 15 AMP single circuit cord
 - 4 cable clamps
- UL/ETL listed

MODEL

Black Finish
VIL-C-DKO-B-72 (power unit)
VIL-GROM-F-B (flush lid grommet)

LIST PRICE
(includes grommet)

\$294

Silver Finish
VIL-C-DKO-S-72 (power unit)
VIL-GROM-F-S (flush lid grommet)

\$294



Villa (power and data)

- includes:
- 2 electrical outlets (15 AMP / 125 VOLT)
 - 2 RJ45 cat 6 data jacks
 - 1 convenience receptacle
 - 72" 15 AMP single circuit cord
 - 4 cable clamps
- UL/ETL listed

MODEL

Black Finish
VIL-C-D-B-72 (power unit)
VIL-GROM-F-B (flush lid grommet)

LIST PRICE
(includes grommet)

\$441

Silver Finish
VIL-C-D-S-72 (power unit)
VIL-GROM-F-S (flush lid grommet)

\$441



Villa (power, data and A/V)

- includes:
- 2 electrical outlets (15 AMP / 125 VOLT)
 - 1 RJ45 cat 6 data jack
 - 1 mini stereo
 - 1 15-pin HD VGA f/f
 - 1 convenience receptacle
 - 72" 15 AMP single circuit cord
 - 4 cable clamps
- UL/ETL listed

MODEL

Black Finish
VIL-C-V-B-72 (power unit)
VIL-GROM-F-B (flush lid grommet)

LIST PRICE
(includes grommet)

\$495

Silver Finish
VIL-C-V-S-72 (power unit)
VIL-GROM-F-S (flush lid grommet)

\$495



Villa (power, data and USB)

- includes:
- 2 electrical outlets (15 AMP / 125 VOLT)
 - 2 RJ45 cat 6 data jacks
 - 2 USB charging outlets
 - 1 convenience receptacle
 - 72" 15 AMP single circuit cord
 - 4 cable clamps
- UL/ETL listed

MODEL

Black Finish
VIL-C-U-D-B-72 (power unit)
VIL-GROM-F-B (flush lid grommet)

LIST PRICE
(includes grommet)

\$576

Silver Finish
VIL-C-U-D-S-72 (power unit)
VIL-GROM-F-S (flush lid grommet)

\$576

Note: As application constraints may vary with each order, ERG must approve all power applications. 72" power cord is standard, 36" or 108" power cord lengths are available upon request.

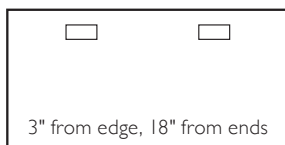
Placement and Dimensions

Standard placements shown below, for custom locations, please provide detailed drawing.

single power unit



two power units



Villa dimensions:

Grommet:
3.39" x 5.68"
Power Unit:
3.20" x 8.63" x 2.25"

Option Code: TTC - Table Top Cutout
(cutout only, no power unit)
\$150 list • per cutout, per table
Custom Cutout • call for quote
requires diagram and dimensions for approved placement

Note: When ordering kits, table length must be specified.

VILLA SERIES - DAISY LINK™ HARDWARE KIT



Villa Daisy Link™ Kit (power only)

- includes:
- 2 electrical outlets (15 AMP / 125 VOLT)
 - 2 data knockouts
 - 1 hardwire, 2 circuit cord (20 AMP)
 - 1 FM cable
 - 1 FF cable
 - 4 cable clamps
- Power Base is UL listed

MODEL

Black Finish

- VIF-41-DKOB-___-K (power unit kit) \$392
VIF-41-DKOB-___-DK (double kit) \$735

Silver Finish

- VIF-41-DKOS-___-K (power unit kit) \$392
VIF-41-DKOS-___-DK (double kit) \$735

LIST PRICE

(includes kit & flush lid grommet)



Villa Daisy Link™ Kit (power and data)

- includes:
- 2 electrical outlets (15 AMP / 125 VOLT)
 - 2 RJ45 cat 6 data jacks
 - 1 hardwire, 2 circuit cord (20 AMP)
 - 1 FM cable
 - 1 FF cable
 - 4 cable clamps
- Power Base is UL listed

MODEL

Black Finish


- VIF-4-I-D-B-___-K (power unit kit) \$514
VIF-4-I-D-B-___-DK (double kit) \$857

Silver Finish

- VIF-4-I-D-S-___-K (power unit kit) \$514
VIF-4-I-D-S-___-DK (double kit) \$857

LIST PRICE

(includes kit & flush lid grommet)



Villa Daisy Link™ Kit (power and USB)

- includes:
- 2 electrical outlets (15 AMP / 125 VOLT)
 - 2 USB charging outlets
 - 2 data knockouts
 - 1 FM cable
 - 1 FF cable
 - 4 cable clamps
- Power Base is UL listed

MODEL

Black Finish

- VIF-4IUDKOB-___-K (power unit kit) \$539
VIF-4IUDKOB-___-DK (double kit) \$1029

Silver Finish

- VIF-4IUDKOS-___-K (power unit kit) \$539
VIF-4IUDKOS-___-DK (double kit) \$1029

LIST PRICE

(includes kit & flush lid grommet)



Villa Daisy Link™ Kit (power, data and USB)

- includes:
- 2 electrical outlets (15 AMP / 125 VOLT)
 - 2 RJ45 cat 6 data jacks
 - 2 USB charging outlets
 - 1 FM cable
 - 1 FF cable
 - 4 cable clamps
- Power Base is UL listed

MODEL

Black Finish

- VIF-41-UDB-___-K (power unit kit) \$661
VIF-41-UDB-___-DK (double kit) \$1053

Silver Finish

- VIF-41-UDS-___-K (power unit kit) \$661
VIF-41-UDS-___-DK (double kit) \$1053

LIST PRICE

(includes kit & flush lid grommet)

Hard Wire Cable 72"
hardwire infeed - up to 2 circuits

MODEL LIST PRICE
42SB2-72 \$129

Quick Disconnect Box
hardwire solution with corded convenience

MODEL LIST PRICE
42QD \$59

Note: As application constraints may vary with each order, ERG must approve all power applications. When ordering, table length must be specified. For tables larger than 72", two units are required.

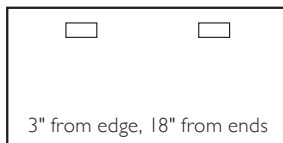
Placement and Dimensions

Standard placements shown below, for custom locations, please provide detailed drawing.

single power unit



two power units



Villa dimensions:

Grommet:
3.39" x 5.68"
Power Unit:
3.20" x 8.63" x 2.25"

Option Code: TTC - Table Top Cutout
(cutout only, no power unit)
\$150 list • per cutout, per table
Custom Cutout • call for quote
requires diagram and dimensions for approved placement

INTERACT G2 SERIES



Interact G2 (power only)

- includes:
- 2 electrical outlets (15 AMP / 125 VOLT)
 - 1 convenience receptacle
 - 72" 15 AMP single circuit cord
 - (2) cord pass-throughs
 - (2) RJ45 cat 6 data knockouts
 - (1) telecom cutout (see options below)
- ETL listed

MODEL	LIST PRICE
Black Textured Finish ACT-21-B-72	\$367
Silver Pearl Finish ACT-21-S-72	\$367



Interact G2 (with USB)

- includes:
- 2 electrical outlets (15 AMP / 125 VOLT)
 - 1 convenience receptacle
 - 2 USB charging outlets
 - 72" 15 AMP single circuit cord
 - (2) cord pass-throughs
 - (2) RJ45 cat 6 data knockouts
 - (1) telecom cutout (see options below)
- ETL listed

MODEL	LIST PRICE
Black Textured Finish ACT-21U-B-72	\$514
Silver Pearl Finish ACT-21U-S-72	\$514

Telecom Plate Options

- RJ11 cat 3 voice + RJ45 cat 6 data
- (2) RJ45 cat 6 data
- (4) RJ45 cat 6 data
- USB A/A connector (incl. 72" patch cord)
- (2) USB A/A connectors (incl. 72" patch cord)
- HDMI video
- mini stereo + VGA video

MODEL	LIST PRICE
A-BL-A-B	\$98
A-BL-B-B	\$129
A-BL-B-B-B-B	\$251
A-BL-I02	\$68
A-BL-I02-I02	\$129
A-BL-C45	\$150
A-BL-C51-L	\$148

Note: As application constraints may vary with each order, ERG must approve all power applications. 72" power cord is standard, 36" or 108" power cord lengths are available upon request.

Placement and Dimensions

Unit dimensions shown below. For power/data installation locations, please provide detailed drawing.

Unit dimensions:
Interact G2: 4.75" x 8.375"

Option Code: TTC - Table Top Cutout (cutout only, no power unit)
\$150 list • per cutout, per table
Custom Cutout • call for quote
requires diagram and dimensions for approved placement

INTERFACE SERIES



Interface G2 (power only)

- includes:
- 4 electrical outlets (15 AMP / 125 VOLT)
 - 1 convenience receptacle
 - 72" 15 AMP single circuit cord
 - (3) telecom cutouts (see options below)
- ETL listed

MODEL	LIST PRICE
Black Textured Finish INT-41-B-72	\$916
Silver Pearl Finish INT-41-S-72	\$916



Interface G2 (power and USB)

- includes:
- 4 electrical outlets (15 AMP / 125 VOLT)
 - 2 USB charging outlets
 - 1 convenience receptacle
 - 72" 15 AMP single circuit cord
 - (3) telecom cutouts (see options below)
- ETL listed

MODEL	LIST PRICE
Black Textured Finish INT-41U-B-72	\$1063
Silver Pearl Finish INT-41U-S-72	\$1063



Interface II TT (two sided unit)

- includes:
- 8 electrical outlets (15 AMP / 125 VOLT)
 - 72" 15 AMP single circuit cord
 - (8) telecom cutouts (see options below)
- UL/UCL listed

MODEL	LIST PRICE
Black Textured Finish INTRFC II TT SC	\$1144
Silver Pearl Finish INTRFC II TT CS	\$1144

Telecom Plate Options

- RJ11 cat 3 voice + RJ45 cat 6 data
- (2) RJ45 cat 6 data
- (4) RJ45 cat 6 data
- USB A/A connector (incl. 72" patch cord)
- (2) USB A/A connectors (incl. 72" patch cord)
- HDMI video
- mini stereo + VGA video

MODEL	LIST PRICE
A-BL-A-B	\$98
A-BL-B-B	\$129
A-BL-B-B-B-B	\$251
A-BL-102	\$68
A-BL-102-102	\$129
A-BL-C45	\$150
A-BL-C51-L	\$148

Note: As application constraints may vary with each order, ERG must approve all power applications. 72" power cord is standard, 36" or 108" power cord lengths are available upon request.

Placement and Dimensions

Unit dimensions shown below. For power/data installation locations, please provide detailed drawing.

Unit dimensions:
Interface G2: 6.0" x 13.625"
Interface II TT: 10.94" x 13.625"

Option Code: TTC - Table Top Cutout (cutout only, no power unit)
\$150 list • per cutout, per table
Custom Cutout • call for quote
requires diagram and dimensions for approved placement

OASIS MINI - CORDED UNITS



Oasis Mini A

- includes:
- 6 electrical outlets (15 AMP / 125 VOLT)
 - (2) 108" 15 AMP single circuit cords
 - (2) telecom cutouts (see options below)
- UL listed

MODEL	LIST PRICE
Black Finish OAM-A-PC-B	\$1703
Silver Pearl Finish OAM-A-PC-S	\$1703



Oasis Mini B

- includes:
- 4 electrical outlets (15 AMP / 125 VOLT)
 - (2) 108" 15 AMP single circuit cords
 - (3) telecom cutouts (see options below)
- UL listed

MODEL	LIST PRICE
Black Finish OAM-B-PC-B	\$1703
Silver Pearl Finish OAM-B-PC-S	\$1703



Oasis Mini U

- includes:
- 6 electrical outlets (15 AMP / 125 VOLT)
 - (2) 108" 15 AMP single circuit cords
 - 2 USB charging outlets
 - (1) telecom cutout (see options below)
- ETL listed

MODEL	LIST PRICE
Black Finish OAM-U-PC-B-108	\$1877
Silver Pearl Finish OAM-U-PC-S-108	\$1877



Telecom Plate Options

- RJ11 cat 3 voice + RJ45 cat 6 data
- (2) RJ45 cat 6 data
- (4) RJ45 cat 6 data
- HDMI video
- mini stereo + VGA video

MODEL	LIST PRICE
A-BL-A-B	\$98
A-BL-B-B	\$129
A-BL-B-B-B-B	\$251
A-BL-C45	\$150
A-BL-C51-L	\$148

Oasis Mini features a two door aluminum lid that retracts simultaneously into the table when opened

Outer Pan Options

- Black Outer Pan
- Silver Outer Pan

MODEL	LIST PRICE
OAM-OP-B	\$122
OAM-OP-S	\$122

Note: As application constraints may vary with each order, ERG must approve all power applications. 108" power cord is standard for all Oasis Mini units.

Placement and Dimensions

Standard placements shown below, for custom locations, please provide detailed drawing.

Unit dimensions:
Oasis Mini: 9" x 15"

Option Code: TTC - Table Top Cutout (cutout only, no power unit)
\$150 list • per cutout, per table
Custom Cutout • call for quote
requires diagram and dimensions for approved placement

MARINA - CORDED UNITS



Marina Power Dock

- includes:
- 4 electrical outlets (15 AMP / 120 VOLT)
 - 1 convenience receptacle
 - 4 USB charging outlets
 - (2) telecom cutouts (see options below)
 - 108" 15 AMP single circuit cord
- ETL listed

MODEL	LIST PRICE
Black Finish MAR-PD-B-108	\$2082
Silver Pearl Finish MAR-PD-S-108	\$2082



Marina HDMI

- includes:
- 4 electrical outlets (15 AMP / 120 VOLT)
 - 4 USB charging outlets
 - 4 HDMI "Show Me" cables
 - 1 4-position HDMI switch box
 - (2) telecom cutouts (see options below)
 - 1 15 ft. HDMI monitor cable
 - 108" 15 AMP single circuit cord
- ETL listed

MODEL	LIST PRICE
Black Finish MAR-H-B-108	\$8305
Silver Pearl Finish MAR-H-S-108	\$8305

Marina HDMI Adapter Accessories

- HDMI to Mini Display & Thunderbolt Adapter
- HDMI to Display Port Adapter Pack
- HDMI to VGA Adapter Pack w/ Audio Support
- HDMI to Apple Lightning Adapter Pack
- HDMI to Apple 30 pin Adapter Pack
- Adapter Sample Pack (includes one of each)

MODEL	LIST PRICE
ADPT-HDMI/MDP	\$137 (pack of 2)
ADPT-HDMI/DP	\$157 (pack of 2)
ADPT-HDMI/VGA	\$500 (pack of 2)
ADPT-HDMI/LTN	\$764 (pack of 2)
ADPT-HDMI/30PIN	\$960 (pack of 2)
ADPT-SAMPLER	\$1208 (pack of 5)

Telecom Plate Options

- RJ11 cat 3 voice + RJ45 cat 6 data
- (2) RJ45 cat 6 data
- (4) RJ45 cat 6 data
- HDMI video
- mini stereo + VGA video

MODEL	LIST PRICE
A-BL-A-B	\$98
A-BL-B-B	\$129
A-BL-B-B-B-B	\$251
A-BL-C45	\$150
A-BL-C51-L	\$148

Note: As application constraints may vary with each order, ERG must approve all power applications. 108" power cord is standard on all Marina Power Dock and HDMI units.

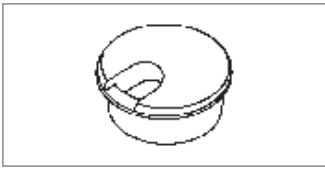
Standard Placement and Dimensions

Standard placements shown below, for custom locations, please provide detailed drawing.

Unit dimensions:
Marina Power Dock: 13.2" x 7.95"
Marina HDMI: 13.2" x 7.95"

Option Code: TTC - Table Top Cutout (cutout only, no power unit)
\$150 list • per cutout, per table
Custom Cutout • call for quote
requires diagram and dimensions for approved placement

TABLE GROMMETS / WIRE MANAGEMENT



Round Table Grommet

- 2 piece unit: cap and liner
- 1.75" inside diameter
- 2" overall diameter

MODEL

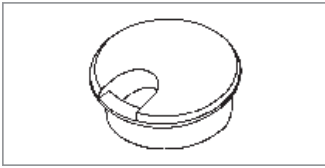
GR01-B **Black Finish**

LIST PRICE

\$47

GR01-S **Silver Finish**

\$47



Round Table Grommet

- 2 piece unit: cap and liner
- 2.5" inside diameter
- 3" overall diameter

MODEL

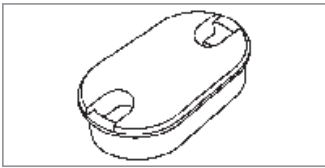
GR02-B **Black Finish**

LIST PRICE

\$58

GR02-S **Silver Finish**

\$58



Oval Table Grommet

- 2 piece unit: cap and liner
- 3.75" x 1.75" inside opening
- 4" x 2" overall

MODEL

GR03-B **Black Finish**

LIST PRICE

\$79

GR03-S **Silver Finish**

\$79



Access Hole

- For power/data daisy chain
- Available on laminate and upholstered units
- 1.75" diameter opening

MODEL

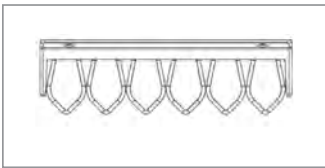
Laminate
AH

LIST PRICE

\$47

Upholstered
AH-U

\$57



6-Loop Wire Management

- under table cable grips
- six loops to organize wires
- black or silver finish

MODEL

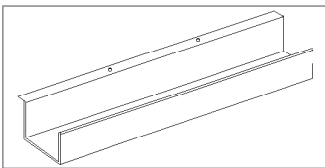
Black Finish
GRIP6-B

LIST PRICE

\$58 (set of 2)

Silver Finish
GRIP6-AL

\$58 (set of 2)



Wire Management Trough

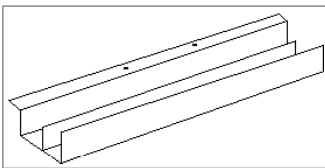
- under table metal trough
- field installed

MODEL

Black Finish
MMTO1

LIST PRICE

\$100 per table



Split Channel Wire Management Trough

- under table metal trough
- two channels to separate voice/data
- field installed

MODEL

Black Finish
MMTO2

LIST PRICE

\$142 per table



Cable Channel

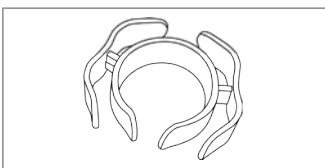
- highly effective plastic channel
- field installed with included tape
- 32" x 2.375" overall

MODEL

Black Finish
CABLE CHANNEL

LIST PRICE

\$235 (pack of 10)



Cable Clip

- snap on table leg installation
- no hardware required
- easily adjustable and customizable

MODEL

Black Finish
CABLE CLIP

LIST PRICE

\$294 (pack of 25)

TABLE LEG WIRE MANAGEMENT



Plastic Stick On Sleeve

features:

- 22" sleeve
- attaches with adhesive strips
- separate channels for power/data
- available on 2" or 3" diameter columns

MODEL

Black
LWM-01-B

LIST PRICE

\$58

Silver
LWM-01-S

\$58



Aluminum Snap On Sleeve

features:

- 22" snap on sleeve
- separate channels for power/data
- available on 2" or 3" diameter columns

MODEL

Color Matched Finish
LWM-02

LIST PRICE

\$68



Built-in Hinge Door

features:

- door integrated into table leg
- all wires contained inside the table leg
- available on Brandon models only

MODEL

Color Matched Finish
LWM-03

LIST PRICE

\$131



Power Leg

features:

- access holes integrated into table leg
- all wires contained inside the table leg
- available on Arccos and Strata models only

MODEL

Black Finish Ring
P-LEG

LIST PRICE

\$121



Modified Top Plate and Column

features:

- allows power in a center column table
- all wires contained inside the table leg
- grommet at base of column
- available on most models
- please call factory to confirm

MODEL

Color Matched Finish
MTP

LIST PRICE

\$289



Snake

features:

- used for stationary or adjustable height
- adjusts up to 51"
- completely hides and protects all wiring
- available in Black or Silver

MODEL

Black:
SNAKE-BL

LIST PRICE

\$146

Silver:
SNAKE-S

\$146

DRAKE TABLE LEG WIRE MANAGEMENT



Located on each column of Drake tables, the wire access hole allows cords and cables from table top power/data units to travel down the inside of the column toward the floor. Available on all Drake table bases with a round column. Not available on Drake oval column.

	<p>X-Base wire management</p> <p>features:</p> <ul style="list-style-type: none"> • 1.5" diameter access hole • hole located at top of column 	<p>MODEL DMH01</p>	<p>LIST PRICE \$65 per table</p>
	<p>T-Leg / C-Leg wire management</p> <p>features:</p> <ul style="list-style-type: none"> • 1.5" diameter access hole • hole located at top of each column • access hole on both columns 	<p>MODEL DMH02</p>	<p>LIST PRICE \$130 per table</p>
	<p>4-Column wire management</p> <p>features:</p> <ul style="list-style-type: none"> • 1.5" diameter access hole • hole located at top of each column • access hole on all four columns 	<p>MODEL DMH03</p>	<p>LIST PRICE \$260 per table</p>
	<p>Y-Base wire management</p> <p>features:</p> <ul style="list-style-type: none"> • 1.5" diameter access hole • hole located at top of each column • access hole on both columns 	<p>MODEL DMH04</p>	<p>LIST PRICE \$130 per table</p>
	<p>TT-Leg wire management</p> <p>features:</p> <ul style="list-style-type: none"> • 1.5" diameter access hole • hole located at top of each column • access hole on both columns 	<p>MODEL DMH05</p>	<p>LIST PRICE \$130 per leg</p>

PUFFET & MUFFET OTTOMAN

The Puffet can be used as a bench, an ottoman, or a table. The complementing, scaled-down version, Muffet is ideal for children's areas and seating. Muffet is available in full round only.



FULL ROUND PUFFET (L) AND MUFFET (R)
WITH TWO FABRIC OPTION

ORDERING INFORMATION

- To Order Please specify:**
- 1) Series Name
 - 2) Model Number
 - 3) Quantity
 - 4) Fabric Grade and Number
 - 5) Laminate Choice (Optional Plinth)
 - 6) Optional Items/Finishes

PUFFET GENERAL SPECIFICATIONS

Frame Construction

Frame assembly is constructed of multi-ply hardwood, with tongue and groove construction. All foam is fully bonded to frame. Seat cushions are 5" graded high resiliency (H.R.) block foam, covered entirely with special bonded polyester fiber to protect final upholstery. No sag-springs are installed in along with interlocking helicoil springs to prevent sagging and provide additional seat support.

Upholstery

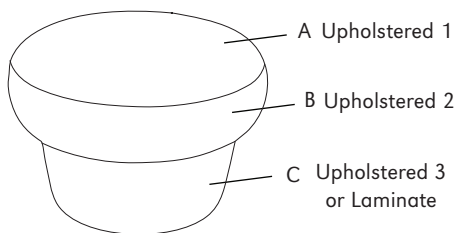
Seat and back are covered in choice of fabric, vinyl, crypton, leather or COM. (For matching patterned fabric allow 15% more yardage.) ERG uses only water based glues and adhesives in our upholstery process.

Optional Laminate Plinth Base

Replaces upholstery bottom with laminate instead of fabric. ERG offers over 1000 standard laminate choices from Nevamar, Wilsonart, Formica and Pionite.

Glides

Puffets come with factory installed, 2" nylon glides in Black. Optional wooden legs are made of solid Maple wood and are finished in choice of standard transparent wood stain colors.



Laminate Plinth Base at additional cost

Due to fabric design options it is necessary to include with your order a **sketch/layout** to specify which fabric is to be used on each area of the Muffet/Puffet. Use the callouts shown to define fabric areas in your sketch.

* For plinth please specify laminate choice


COLORS/FINISHES

Wood Stain Finish Colors:

All transparent wood stain colors available.

OPTIONS

- CODE: FR - CA133 Fire Retardant.
- CODE: MB - Moisture Barrier.
- CODE: PB - Laminate Plinth Base.
- CODE: WOD - Maple Wood Legs (Puffet).
- CODE: SBH - Special Height.
- CODE: 2FO - Two Fabric Option.
- CODE: 3FO - Three Fabric Option.



MAPLE WOOD LEG
DETAIL



LAMINATE PLINTH BASE
DETAIL



RECESSED KICK BASE
DETAIL

DIMENSIONS	30" Full	36" Full	24" Muffet
Overall Depth:	30"	36"	24"
Overall Width:	30"	36"	24"
Overall Height:	18"	18"	15"
Qty./Wt.:	3 ea./78 lbs.	1 ea./98 lbs.	1 ea./36 lbs.



FULL ROUND ROUND PUFFET AND MUFFET

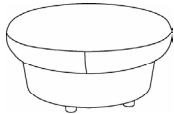
MODEL / DESCRIPTION / LIST PRICING



1353 Muffet Full Round Ottoman 24" Dia.

COM Yardage: Total: 3.5 Yds. / Top: 2 Yds. / Base: 1.5 Yds.

COM	GR1	GR2	GR3	GR4	GR5	GR6	GR7	GR8	GR9	GR10	LEA
\$991	\$1060	\$1102	\$1146	\$1193	\$1240	\$1290	\$1341	\$1395	\$1450	\$1509	\$1783



3493 Puffet Full Round Ottoman 30" Dia.

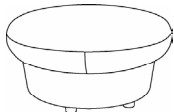
COM Yardage: Total: 4.5 Yds. / Top: 2.5 Yds. / Base: 2 Yds.

COM	GR1	GR2	GR3	GR4	GR5	GR6	GR7	GR8	GR9	GR10	LEA
\$2165	\$2317	\$2409	\$2506	\$2606	\$2710	\$2819	\$2931	\$3049	\$3171	\$3297	\$3897

3493-RB Puffet Full Round Ottoman 30" Dia. - Recessed Kick Base

COM Yardage: Total: 4.5 Yds. / Top: 2.5 Yds. / Base: 2 Yds.

COM	GR1	GR2	GR3	GR4	GR5	GR6	GR7	GR8	GR9	GR10	LEA
\$2317	\$2480	\$2579	\$2682	\$2789	\$2901	\$3017	\$3137	\$3263	\$3393	\$3529	\$4171



3492 Puffet Full Round Ottoman 36" Dia.

COM Yardage: Total: 4.75 Yds. / Top: 2.75 Yds. / Base: 2 Yds.

COM	GR1	GR2	GR3	GR4	GR5	GR6	GR7	GR8	GR9	GR10	LEA
\$2611	\$2794	\$2906	\$3022	\$3143	\$3269	\$3400	\$3535	\$3677	\$3824	\$3977	\$4700

3492-RB Puffet Full Round Ottoman 36" Dia. Recessed Kick Base

COM Yardage: Total: 4.75 Yds. / Top: 2.75 Yds. / Base: 2 Yds.

COM	GR1	GR2	GR3	GR4	GR5	GR6	GR7	GR8	GR9	GR10	LEA
\$2779	\$2974	\$3093	\$3217	\$3345	\$3479	\$3618	\$3763	\$3913	\$4070	\$4233	\$5003

OPTIONS

Add upcharge to list price and code to model number

FR	CA133 Fire Retardant per yard	\$90/yd.
MB	Moisture Barrier - per seat	\$125
PB	Laminate Plinth Base	\$360
WOD	Maple Wood Legs (Puffet only)	\$96

2FO	Two fabric option	\$98
3FO	Three fabric option	\$148
SBH	Special Height	\$295



QUICK SHIP PROGRAM

10 WORKING DAYS

Terms & Conditions

Select from the product series listed on the following pages to find specific models available "ONLY" in the ERG Quick ship program.

Orders for product on ERG Quick ship must clearly state: QUICK SHIP (please print on first line of order).

Choose from only the fabrics, laminates, edges and wood/metal finish colors listed in this schedule (see pp. 10-11).

Quick ship products ship within 10 business days of receipt of a clean, credit approved purchase order.
Transit time not included in the 10 days, FOB - Oxnard, CA

Lead-times will be acknowledged from the date orders are determined to be "clean".

Once order has been entered, changes are not allowed under any circumstances.

Freight charges will be added based on the standard ERG freight program.

ORDERING INFORMATION

To Order Please Specify:

- 1) Series Name
- 2) Model Number
- 3) Quantity
- 4) Wood Stain Finish Color
- 5) Frame Color
- 6) Optional Items

MULTI-PURPOSE | CAFE SEATING | WOOD PLY SHELL | MAX QUANTITY 24



Benton
1350 Café Chair
Standard in Polished Chrome

Chair
\$410
SF - Powder Coat up charge \$38



Benton
1352 Tall Back Bar Stool
Standard in Polished Chrome

Chair
\$519
SF - Powder Coat up charge \$58



Dekko
744 Café Chair
Standard in Powder Coat

Chair
\$440
PC - Polished Chrome up charge \$38



Dekko
752 Tall Back Bar Stool
Standard in Powder Coat

Chair
\$566
PC - Polished Chrome up charge \$58



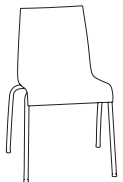
Mylo
1300 Café Chair | Natural Stain Only
Standard in Polished Chrome

Chair
\$309
SF - Powder Coat up charge \$38



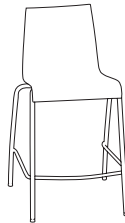
Mylo
1301 Tall Back Bar Stool | Natural Stain Only
Standard in Polished Chrome

Chair
\$444
SF - Powder Coat up charge \$58



Pento
927 Café Chair
Standard in Powder Coat

Chair
\$472
PC - Polished Chrome up charge \$38



Pento
937 Tall Back Bar Stool
Standard in Powder Coat

Chair
\$645
PC - Polished Chrome up charge \$58

Shell Finish: Natural Maple or Medium Walnut

Frame Finish: Brushed Aluminum • Black Gloss • Lt Bronze Textured • Polished Chrome (Where Applicable)
No Cutouts or Laser Engraving Available on This Program.

To Order Please Specify:

- | | |
|-----------------|---------------------|
| 1) Series Name | 4) Poly Shell Color |
| 2) Model Number | 5) Frame Color |
| 3) Quantity | 6) Optional Items |

MULTI-PURPOSE | CAFE SEATING | PLASTIC SHELL | MAX QUANTITY 36



Delfi
083 Stacking Chair
Standard in Powder Coat

Chair
\$239

PC - Polished Chrome up charge \$38



Delfi
083H Stacking Bar Stool
Standard in Powder Coat

Stool
\$410

PC - Polished Chrome up charge \$58



Gobi
7330 Sled Base Stacker
Standard in Polished Chrome

Chair
\$228

SF - Powder Coat upcharge \$38



Gobi
7336 Stacking Chair
Standard in Polished Chrome

Chair
\$265

SF - Powder Coat upcharge \$38



Gobi
7338 Stacking Arm Chair
Standard in Polished Chrome

Chair
\$319

SF - Powder Coat upcharge \$38



Gobi
7340 Stacking Bar Stool
Standard in Polished Chrome

Chair
\$454

SF - Powder Coat upcharge \$58



Rewind
7600 Stacking Chair
Standard in Polished Chrome

Chair
\$250

SF - Powder Coat upcharge \$38



Rewind
7616 Stacking Bar Stool
Standard in Polished Chrome

Stool
\$461

SF - Powder Coat up charge \$58



Strike
5070 Stacking Chair
Standard in Polished Chrome

Chair
\$227

SF - Powder Coat upcharge \$38



Strike
5077 Stacking Bar Stool
Standard in Polished Chrome

Stool
\$454

SF - Powder Coat up charge \$58



Webby
333 Stacking Chair
Standard in Powder Coat

Chair
\$309

PC - Polished Chrome up charge \$38



Webby
349 Stacking Bar Stool
Standard in Powder Coat

Stool
\$501

PC - Polished Chrome up charge \$58

Shell Finish: All Colors

Frame Finish: Brushed Aluminum • Black Gloss • Lt Bronze Textured • Polished Chrome (Where Applicable)
No Cutouts or Laser Engraving Available on This Program.

ORDERING INFORMATION

To Order Please Specify:

- 1) Series Name
- 2) Model Number
- 3) Quantity
- 4) Wood Stain Finish Color
- 5) Frame Color
- 6) Optional Items

MULTI-PURPOSE | CAFE SEATING | ELLIOT/FORAY/KELLY | MAX QUANTITY 36 (KELLY 12 MAX)



Elliot
6260 Café Chair
Standard in Polished Chrome

Chair
\$216

SF - Powder Coat up charge \$38



Elliot
6264 Bar Stool
Standard in Polished Chrome

Chair
\$394

SF - Powder Coat up charge \$58



Elliot
6283 Café Chair
Standard in Polished Chrome

Chair
\$386

SF - Powder Coat up charge \$38



Elliot
6273 Bar Stool
Standard in Polished Chrome

Chair
\$538

SF - Powder Coat up charge \$58



Foray
6240 Café Chair
Standard in Polished Chrome

Chair
\$267

SF - Powder Coat up charge \$38



Foray
6242 Bar Stool
Standard in Polished Chrome

Chair
\$432

SF - Powder Coat up charge \$58



Kelly
4180 Plastic Seat / Pneumatic Seat Travel
Standard in Polished Chrome

Chair
\$396

KBW - Black Wrinkle Powder Coat \$28

Note: Must order in multiples of two.

Shell Finish: All Colors

Frame Finish: Brushed Aluminum • Black Gloss • Lt Bronze Textured • Polished Chrome (Where Applicable)

Wood Stain Leg Finish (Elliot Only): Ultra Clear Maple • Medium Walnut


No Cutouts or Laser Engraving Available on This Program.

ORDERING INFORMATION

To Order Please Specify:

- 1) Series Name
- 2) Model Number
- 3) Quantity
- 4) Wood Stain Finish Color
- 5) Frame Color
- 6) Optional Items


LOUNGE | MAX QUANTITY 8 | ONE SEAT UNITS ONLY



Ashton
606 Single Seat Lounge (Armless)
Standard in Powder Coat

GR2	GR3	GR4	GR5	GR8
\$1323	\$1376	\$1430	\$1488	\$1674


PC - Polish Chrome up charge	\$65
------------------------------	------



Flair
3495 Arm Chair - fully upholstered
Standard in Polished Chrome or Aluminum

GR2	GR3	GR4	GR5	GR8
\$1785	\$1856	\$1930	\$2007	\$2259

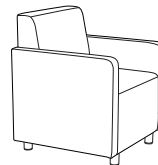
SF - Powder Coat up charge	\$48
WOD - Wood Leg up charge	\$96



Malibu
3900 Single Seat Lounge
Standard in Powder Coat

GR2	GR3	GR4	GR5	GR8
\$1726	\$1795	\$1866	\$1942	\$2184

PC - Polished Chrome up charge	\$140
WOD - Wood Leg up charge	\$96



Raven
8403 Single Seat Lounge
Standard in Powder Coat

GR2	GR3	GR4	GR5	GR8
\$1,842	\$2,015	\$2,156	\$2,307	\$2,783

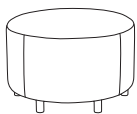
PC - Polished Chrome up charge	\$90
WOD - Wood Leg up charge	\$96

Wood Legs: Natural Maple or Medium Walnut

Metal Legs: Brushed Aluminum • Black Gloss • Lt Bronze Textured • Polished Chrome (Where Applicable)

Fabrics: See page 9 (Two fabric option not available on quick ship items)

OTTOMANS | MAX QUANTITY 6




Raven
8341 18" Round Ottoman (4 Legs)

GR2	GR3	GR4	GR5	GR8
\$1156	\$1286	\$1416	\$1545	\$1935

8339 24" Round Ottoman (4 Legs)

GR2	GR3	GR4	GR5	GR8
\$1306	\$1436	\$1566	\$1696	\$2085



Raven
8340 30" Round Ottoman (4 Legs)

GR2	GR3	GR4	GR5	GR8
\$1699	\$1829	\$1959	\$2088	\$2478

8342 36" Round Ottoman (4 Legs)

GR2	GR3	GR4	GR5	GR8
\$1991	\$2121	\$2251	\$2380	\$2770

Wood Legs: Natural Maple or Medium Walnut

Metal Legs: Brushed Aluminum • Black Gloss • Lt Bronze Textured • Polished Chrome (Where Applicable)

Fabrics: See page 9 (Two fabric option not available on quick ship items)

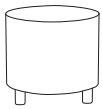
ORDERING INFORMATION

To Order Please Specify:

- 1) Series Name
- 2) Model Number
- 3) Quantity
- 4) Wood Stain Finish Color
- 5) Frame Color
- 6) Optional Items

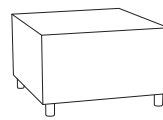
TABLES | OCCASIONAL | MAX QUANTITY 4

Cabana Round



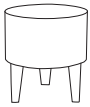
Model Number	Table Top Size	Table Height	LAMINATE
CAB18D	18" dia.	17"	\$903
CAB24D	24" dia.	17"	\$1013
PC - Polish Chrome up charge		\$90	

Cabana Square



Model Number	Table Top Size	Table Height	LAMINATE
CAB18S	18" x 18"	17"	\$971
CAB24S	24" x 24"	17"	\$1187
PC - Polish Chrome up charge		\$90	

Duncan



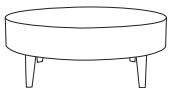
Model Number	Table Top Size	Table Height	LAMINATE
DUN18D	18" dia.	18"	\$1176
PC - Polished Chrome up charge		\$105	
WOD - Wood Leg up charge		\$72	

Duncan



Model Number	Table Top Size	Table Height	LAMINATE
DUN18S	18" x 18"	18"	\$1260
PC - Polished Chrome up charge		\$140	
WOD - Wood Leg up charge		\$96	

Duncan



Model Number	Table Top Size	Table Height	LAMINATE
DUN24D	24" dia.	18"	\$1360
PC - Polished Chrome up charge		\$140	
WOD - Wood Leg up charge		\$96	

Laminate: See Page 11

Wood Legs: Natural Maple or Medium Walnut

Legs: Brushed Aluminum • Black Gloss • Lt Bronze Textured • Polished Chrome (Where Applicable)

Stain: Natural Maple or Medium Walnut

ORDER INFORMATION

- 1) Series Name
- 2) Model Number
- 3) Size
- 4) Quantity
- 5) Laminate Selection and No.
- 6) Edge Style Code and Color
- 7) Frame Color
- 8) Optional Items

TABLES | CAFE | MAX QUANTITY 18



Brandon

Model Number	Table Top Size	Base Spread		
			GRP 2	GRP 3
BR30D	30" Dia.	26"- X	\$584	\$677
BR36D	36" Dia.	32"- X	\$692	\$806
BR42D	42" Dia.	32"- X	\$819	\$966



Brandon Silver (Brushed Aluminum Finish Only)

Model Number	Table Top Size	Base Spread		
			GRP 2	GRP 3
BRS30D	30" Dia.	26"- X	\$491	\$576
BRS36D	36" Dia.	32"- X	\$563	\$667
BRS42D	42" Dia.	32"- X	\$706	\$840



Brandon

Model Number	Table Top Size	Base Spread		
			GRP 2	GRP 3
BR30S	30" Sq.	26"- X	\$550	\$644
BR36S	36" Sq.	32"- X	\$698	\$815



Brandon Silver (Brushed Aluminum Finish Only)

Model Number	Table Top Size	Base Spread		
			GRP 2	GRP 3
BRS30S	30" Sq.	26"- X	\$496	\$582
BRS36S	36" Sq.	32"- X	\$581	\$685



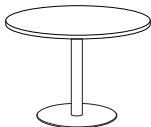
Brandon | Bar Height

Model Number	Table Top Size	Base Spread		
			GRP 2	GRP 3
BRH24D	24" Dia.	22"- X	\$719	\$791
BRH30D	30" Dia.	26"- X	\$776	\$869



Brandon Silver | Bar Height (Brushed Aluminum Finish Only)

Model Number	Table Top Size	Base Spread		
			GRP 2	GRP 3
BRSH24D	24" Dia.	22"- X	\$573	\$638
BRSH30D	30" Dia.	26"- X	\$624	\$709



Corsa

Model Number	Table Top Size	Base Spread		
			GRP 2	GRP 3
COR30D	30" Dia.	22"	\$545	\$638
COR36D	36" Dia.	22"	\$624	\$735
COR42D	42" Dia.	22"	\$744	\$890
SF - Powder Coat up charge			\$60	



Corsa

Model Number	Table Top Size	Base Spread		
			GRP 2	GRP 3
COR30S	30" Sq.	22"	\$537	\$629
COR36S	36" Sq.	22"	\$632	\$748
SF - Powder Coat up charge			\$60	

Total Combined Cafe Tables of 18

Powder Coat: Brushed Aluminum • Black Gloss • Lt Bronze Textured
Laminate: See page 11 • **Edge:** 3mm See page 11.

ORDER INFORMATION

- 1) Series Name
- 2) Model Number
- 3) Size
- 4) Quantity
- 5) Laminate Selection and No.
- 6) Edge Style Code and Color
- 7) Frame Color
- 8) Optional Items

TABLES | CAFE | MAX QUANTITY 18



Corsa | Bar Height

Model Number	Table Top Size	Base Spread	GRP 2	GRP 3
CORH24D	24" Dia.	22"	\$588	\$657
CORH30D	30" Dia.	22"	\$655	\$748

SF - Powder Coat up charge \$60




Luna

Model Number	Table Top Size	Base Spread	GRP 2	GRP 3
LU30D	30" Dia.	26"- X	\$617	\$710
LU36D	36" Dia.	32"- X	\$729	\$842
LU42D	42" Dia.	32"- X	\$855	\$1003



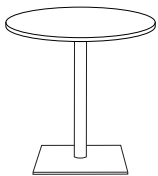
Luna

Model Number	Table Top Size	Base Spread	GRP 2	GRP 3
LU30S	30" Sq.	26"- X	\$593	\$686
LU36S	36" Sq.	32"- X	\$734	\$851



Luna | Bar Height

Model Number	Table Top Size	Base Spread	GRP 2	GRP 3
LUH24D	24" Dia.	22"- X	\$755	\$825
LUH30D	30" Dia.	26"- X	\$818	\$911



Monaco

Model Number	Table Top Size	Base Spread	GRP 2	GRP 3
MON30D	30" Dia.	22"	\$627	\$719
MON36D	36" Dia.	22"	\$704	\$816
MON42D	42" Dia.	26"	\$882	\$1028

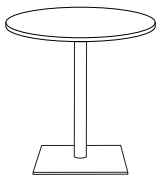
SF - Powder Coat up charge \$60



Monaco

Model Number	Table Top Size	Base Spread	GRP 2	GRP 3
MON30S	30" Sq.	22"	\$617	\$710
MON36S	36" Sq.	22"	\$714	\$830

SF - Powder Coat up charge \$60



Monaco | Bar Height

Model Number	Table Top Size	Base Spread	GRP 2	GRP 3
MONH24D	24" Dia.	22"	\$630	\$701
MONH30D	30" Dia.	22"	\$736	\$829

SF - Powder Coat up charge \$60

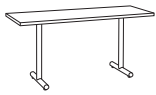
Total Combined Tables of 18 (Can Be Mixed)
Powder Coat: Brushed Aluminum • Black Gloss • Lt Bronze Textured
Laminate: See page 11 • **Edge:** 3mm See page 11.

ORDER INFORMATION

- | | |
|-----------------|-------------------------------|
| 1) Series Name | 5) Laminate Selection and No. |
| 2) Model Number | 6) Edge Style Code and Color |
| 3) Size | 7) Frame Color |
| 4) Quantity | 8) Optional Items |

TABLES | TRAINING | MAX QUANTITY 18

Brandon Silver (Brushed Aluminum Finish Only)



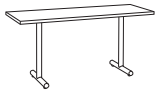
Model Number	Table Top Size	Base Spread	GRP	
			GRP 2	GRP 3
BRS2460	24 X 60	2-22"- T	\$520	\$628
BRS2472	24 X 72	2-22"- T	\$618	\$737
BRS3060	30 X 60	2-22"- T	\$566	\$688
BRS3072	30 X 72	2-22"- T	\$670	\$807

Brandon Silver (Brushed Aluminum Finish Only) Casters & Flip Top



Model Number	Table Top Size	Base Spread	Casters & Flip Top	
			GRP 2	GRP 3
BRS2460FC	24 X 60	2-22"- T	\$919	\$1027
BRS2472FC	24 X 72	2-22"- T	\$1017	\$1136
BRS3060FC	30 X 60	2-22"- T	\$965	\$1087
BRS3072FC	30 X 72	2-22"- T	\$1069	\$1206

Brandon



Model Number	Table Top Size	Base Spread	GRP	
			GRP 2	GRP 3
BR2460	24 X 60	2-22"- T	\$644	\$767
BR2472	24 X 72	2-22"- T	\$779	\$916
BR3060	30 X 60	2-22"- T	\$695	\$836
BR3072	30 X 72	2-22"- T	\$839	\$994

Brandon | Casters & Flip Top



Model Number	Table Top Size	Base Spread	Casters & Flip Top	
			GRP 2	GRP 3
BR2460	24 X 60	2-22"- T	\$1102	\$1225
BR2472	24 X 72	2-22"- T	\$1237	\$1374
BR3060	30 X 60	2-22"- T	\$1153	\$1294
BR3072	30 X 72	2-22"- T	\$1297	\$1452

Flight



Model Number	Table Top Size	Base Spread	GRP	
			GRP 2	GRP 3
FT2460	24 X 60	2-22T	\$715	\$839
FT2472	24 X 72	2-22T	\$869	\$1006
FT3060	30 X 60	2-22T	\$767	\$907
FT3072	30 X 72	2-22T	\$929	\$1086

Flight | Casters & Flip Top



Model Number	Table Top Size	Base Spread	Casters & Flip Top	
			GRP 2	GRP 3
FT2460	24 X 60	2-22T	\$1171	\$1295
FT2472	24 X 72	2-22T	\$1325	\$1462
FT3060	30 X 60	2-22T	\$1223	\$1363
FT3072	30 X 72	2-22T	\$1385	\$1542

Luna



Model Number	Table Top Size	Base Spread	GRP	
			GRP 2	GRP 3
LU2460	24 X 60	2-22T	\$627	\$740
LU2472	24 X 72	2-22T	\$774	\$900
LU3060	30 X 60	2-22T	\$675	\$804
LU3072	30 X 72	2-22T	\$829	\$972

Luna | Casters & Flip Top



Model Number	Table Top Size	Base Spread	Casters & Flip Top	
			GRP 2	GRP 3
LU2460	24 X 60	2-22T	\$1085	\$1198
LU2472	24 X 72	2-22T	\$1232	\$1358
LU3060	30 X 60	2-22T	\$1133	\$1262
LU3072	30 X 72	2-22T	\$1287	\$1430

Powder Coat: Black Gloss • Brushed Aluminum only (Where Applicable)

Edge: 3mm See page 11

Laminate: See page 11

FABRIC | MOMENTUM TEXTILES

For Memo Samples Please Call 800.366.6839

Width-Pattern	Fiber Content/Backing	Finish	Abrasion (Wyzenbeek)	Approx. Repeats	Grade
60" AMUSE  alloy quartz poppy mocha	61% Post Consumer Recycled Polyester, 39% Polyester Acrylic Backing	Soil & Stain Resistant	50,000 D.R.	6 1/8" L, 7 1/2" W	5
54" BEELINE  sprout canvas sisal cork geyser fossil forge oriole nimbus tidal portobello walnut eclipse	100% Polyurethane / PVC Free Polyester Backing	Anti-microbial, Anti-bacterial	500,000 D.R.		4
54" CANTER  quarry sand saddle safari chestnut ancho storm alfalfa earth night mica sable onyx	100% Polyurethane / PVC Free Polyester Backing	Anti-microbial, Anti-bacterial	240,000 D.R.		2
54" EPIC  capri pearl limestone jute porcini regal espresso kiwi azure slice flare granite steel	50% Polyester, 32% Post Industrial Recycled Polyester, 18% Post Consumer Recycled Polyester Acrylic Backing	Soil & Stain Resistant	100,000 D.R.	3/8" L, 1/8" W	3
61" FREE  evening pearl cocoa orbit	100% Post Consumer Recycled Polyester Acrylic Backing	Soil & Stain Resistant	100,000 D.R.	5 3/8" L, 5" W	4
54" KNACK  wave filament teak brisk reed zing zest	100% Polyester Acrylic Backing	Soil & Stain Resistant	100,000 D.R.	1 5/8" L, 1 3/4" W	4
54" SILICA  alloy brownstone burnished terra quartz gallant nero	100% Silicone Polyester Backing		365,000 D.R.		8
55" SOLACE  pear ivory fossil gilded blaze earth cinder celadon azul lapis nickel mineral ebony	49% Polyester, 41% Post Industrial Recycled Polyester, 10% Post Consumer Recycled Polyester Acrylic Backing	Soil & Stain Resistant	100,000 D.R.		5

LAMINATE




montana walnut
7110K-78



wild cherry
7054-60



kensington maple
10776-60



monticello maple
7925-38



asian night
7949K-18



cocobala
7942K-07



satin stainless
4830K-18



titanium EV
4810-60




formica fog
961-58



formica brite white
459-58


3 MM PVC EDGES



white



cream



almond



sand



khaki brown



pepperdust



amazon



gray



burgundy



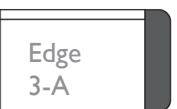
dark brown



charcoal



black



amber maple




crown cherry




wild cherry




chocolate pear



monticello
maple




beigewood



brazilwood



smoke



maple multiplex



ashen
ribbonwood



natural
ribbonwood



myriad
ribbonwood



walnut heights



bleached
legno




sarum twill



columbian
walnut



silver metallic



titanium

WOOD STAINS




natural maple



medium walnut


FRAME FINISH



brushed aluminum



black gloss



lt bronze textured

RAVEN BANQUETTE

The Raven Banquette offers the utmost in seating comfort. Designed for higher education and any public spaces that require long duration seating comfort and greater width and depth.

Raven Banquette
Available in 3 heights
27", 33" or 42"



2-SEAT UNIT WITH
OPTIONAL PLINTH BASE
33" STANDARD HEIGHT



BACK TO BACK UNIT
42" HIGH BACK



42" HI-BACK HEIGHT
OPTIONAL PLINTH BASE

ORDERING INFORMATION

- 1) Series Name
- 2) Model Number
- 3) Quantity
- 4) Fabric Grade & Number
- 5) Optional Items / Colors

RAVEN MODULAR LOUNGE SPECIFICATIONS

Frame Construction

Frame assembly is constructed of multi-ply hardwood, with tongue and groove construction. All foam is fully bonded to frame. Seat cushions are 4" graded high resiliency (H.R.) block foam with back 3" (H.R.) foam, covered entirely with special bonded polyester fiber to protect final upholstery. No sag-springs are installed in seat & back along with interlocking helicoil springs to prevent sagging and provide additional lower back and seat support.

Upholstery

Seat and back are covered in choice of fabric, vinyl, crypton, leather or COM. ERG uses only water based glues and adhesives in our upholstery process.

Standard Metal Legs

3" Round tubular steel legs are available in standard powder coat finishes or optional polished chrome. Round wood legs are available in standard stain finishes.

Optional Plinth Base

The optional recessed base is available in a choice of laminate or unfinished so that you can add your own cove base or carpet.

Anchoring

Raven Banquettes are easy to anchor to the floor. Floor mount instructions can be provided by customer service. Hardware for anchoring bench to the floor is not included.

OPTIONS

- CODE: FR - CA133 Fire Retardant.
- CODE: MB -Moisture Barrier (up to 60" overall width).
- CODE: MB60 -Moisture Barrier (over 60" overall width).
- CODE: MBB -Moisture Barrier (up to 60" overall width Back-to-Back).
- CODE: MBB60 -Moisture Barrier (over 60" overall width Back-to-Back).
- CODE: LOW - Fully Upholstered Low Back - 27" OA Height.
- CODE: WOD - Wood Legs.
- CODE: PC - Polished Chrome Legs.
- CODE: CAS - 3" Casters.
- CODE: 2FO - Two Fabric Option.
- CODE: GB - Ganging Brackets for metal/wood legs (Necessary when ganging two or more modules together).
- CODE: GBP - Ganging Brackets For Plinth Base
- CODE: PB48 - Plinth Base - up to 48".
- CODE: PB72 - Plinth Base - 49" to 72".
- CODE: PB48B - Plinth Base - up to 48" back-to-back.
- CODE: PB72B - Plinth Base - 49" to 72" back-to-back..
- CODE: UFB - Unfinished Plinth Base.



POLISHED CHROME LEGS



WOOD LEGS



TWO FABRIC OPTION




27" LOW BACK AND PLINTH OPTION



RAVEN BANQUETTE WITH OPTIONAL PLINTH BASE

DIMENSIONS	Straight Banquette
Seat Depth:	20"
Seat Height:	18"
Overall Depth:	27"
Overall Width:	48, 60, 72"
Overall Height:	33"
Qty./Wt.:	1 ea./150 lbs.


MODEL / DESCRIPTION / LIST PRICING



8372 48" Straight Banquette (4 legs)

COM Yardage: Total: 6.5 Yds. / Back: 4 Yds. / Seat: 2.5 Yds.


COM	GR1	GR2	GR3	GR4	GR5	GR6	GR7	GR8	GR9	GR10	LEA
\$1835	\$1973	\$2110	\$2247	\$2385	\$2522	\$2660	\$2797	\$2935	\$3072	\$3210	\$3342



8374 60" Straight Banquette (4 legs)

COM Yardage: Total: 8 Yds. / Back: 5 Yds. / Seat: 3 Yds.

COM	GR1	GR2	GR3	GR4	GR5	GR6	GR7	GR8	GR9	GR10	LEA
\$2294	\$2466	\$2637	\$2809	\$2981	\$3153	\$3325	\$3497	\$3668	\$3840	\$4012	\$4177



8376 72" Straight Banquette (6 legs)

COM Yardage: Total: 9.5 Yds. / Back: 6 Yds. / Seat: 3.5 Yds.

COM	GR1	GR2	GR3	GR4	GR5	GR6	GR7	GR8	GR9	GR10	LEA
\$2753	\$2959	\$3165	\$3371	\$3577	\$3784	\$3990	\$4196	\$4402	\$4608	\$4815	\$5013

OPTIONS

Add upcharge to list price and code to model number

FR	CA133 Fire Retardant per yard	\$90/yd.
MB	Moisture Barrier - up to 60" width	\$125 each
MB60	Moisture Barrier - over 60" width	\$200 each
LOW	Fully Upholstered Low Back - 27" OA Height	\$95 per unit
PB48	Plinth Base - Up To 48"	\$190
PB72	Plinth Base - 49" to 72"	\$320
WOD	Wood Legs	\$24 each

PC	Polished Chrome Legs	\$25 - each
CAS	3" Casters	\$25 - each
2FO	Two Fabric Option	\$98
GB	Ganging Brackets for Metal/Wood Legs	\$52
GBP	Ganging Bracket for Plinth Base	\$110
UFB	Unfinished Plinth Base (deduct from plinth option)	Deduct \$80

DIMENSIONS	Back-to-Back Banquette
Seat Depth:	20"
Seat Height:	18"
Overall Depth:	52"
Overall Width:	48, 60, 72"
Overall Height:	33"
Qty./Wt.:	1 ea./280 lbs.



RAVEN 48" BACK-TO-BACK BANQUETTE WITH OPTIONAL PLINTH

MODEL / DESCRIPTION / LIST PRICING



8380 48" Back-to-Back Banquette (6 legs)

COM Yardage: Total: 8 Yds. / Back: 3 Yds. / Seat: 5 Yds.

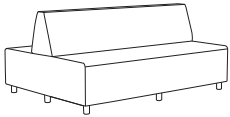
COM	GR1	GR2	GR3	GR4	GR5	GR6	GR7	GR8	GR9	GR10	LEA
\$3487	\$3749	\$4009	\$4269	\$4532	\$4792	\$5054	\$5314	\$5577	\$5837	\$6099	\$6350



8382 60" Back-to-Back Banquette (6 legs)

COM Yardage: Total: 11 Yds. / Back: 5 Yds. / Seat: 6 Yds.

COM	GR1	GR2	GR3	GR4	GR5	GR6	GR7	GR8	GR9	GR10	LEA
\$4359	\$4685	\$5010	\$5337	\$5664	\$5991	\$6318	\$6644	\$6969	\$7296	\$7623	\$7936




8384 72" Back-to-Back Banquette (8 legs)

COM Yardage: Total: 13 Yds. / Back: 6 Yds. / Seat: 7 Yds.

COM	GR1	GR2	GR3	GR4	GR5	GR6	GR7	GR8	GR9	GR10	LEA
\$5231	\$5622	\$6014	\$6405	\$6796	\$7190	\$7581	\$7972	\$8364	\$8755	\$9149	\$9525

Note: To order Back to Back banquettes with privacy panel, the order will consist of two single straight units and privacy panel. The overall depth of these combined units with panel is 55".




OPTIONS

Add upcharge to list price and code to model number

FR	CA133 Fire Retardant per yard	\$90/yd.
MBB	Moisture Barrier - up to 60" width (Back-to-Back)	\$250 each
MBB60	Moisture Barrier - over 60" width (Back-to-Back)	\$400 each
LOW	Fully Upholstered Low Back - 27" OA Height	\$95 per unit
PB48B	Plinth Base - Up To 48" Back-To-Back	\$290
PB72B	Plinth Base - 49" to 72" Back-To-Back	\$440
WOD	Wood Legs	\$24 each


PC	Polished Chrome Legs	\$25 - each
CAS	3" Casters	\$25 - each
2FO	Two Fabric Option	\$98
GB	Ganging Brackets for Metal/Wood Legs	\$52
GBP	Ganging Bracket for Plinth Base	\$110
UFB	Unfinished Plinth Base (deduct from plinth option)	Deduct \$80

DIMENSIONS	Straight Banquette
Seat Depth:	20"
Seat Height:	18"
Overall Depth:	28.5"
Overall Width:	48, 60, 72"
Overall Height:	42"
Qty./Wt.:	1 ea./150 lbs.



RAVEN 60" HIGH BACK
BANQUETTE WITH TWO FABRICS

MODEL / DESCRIPTION / LIST PRICING



8372HB 48" Straight High Back Banquette (4 legs)

COM Yardage: Total: 7.5 Yds. / Back: 4.5 Yds. / Seat: 3 Yds.

COM	GR1	GR2	GR3	GR4	GR5	GR6	GR7	GR8	GR9	GR10	LEA
\$2793	\$2988	\$3108	\$3232	\$3361	\$3496	\$3636	\$3781	\$3933	\$4090	\$4253	\$5028

8374HB 60" Straight High Back Banquette (4 legs)

COM Yardage: Total: 10 Yds. / Back: 6 Yds. / Seat: 4 Yds.

COM	GR1	GR2	GR3	GR4	GR5	GR6	GR7	GR8	GR9	GR10	LEA
\$3436	\$3677	\$3823	\$3977	\$4136	\$4301	\$4473	\$4652	\$4838	\$5031	\$5233	\$6185

8376HB 72" Straight High Back Banquette (6 legs)

COM Yardage: Total: 11.5 Yds. / Back: 7 Yds. / Seat: 4.5 Yds.

COM	GR1	GR2	GR3	GR4	GR5	GR6	GR7	GR8	GR9	GR10	LEA
\$4078	\$4364	\$4538	\$4720	\$4909	\$5105	\$5309	\$5522	\$5743	\$5972	\$6211	\$7341

OPTIONS

Add upcharge to list price and code to model number

FR	CA133 Fire Retardant per yard	\$90/yd.
MB	Moisture Barrier - up to 60" width	\$125 each
MB60	Moisture Barrier - over 60" width	\$200 each
PB48	Plinth Base - Up To 48"	\$190
PB72	Plinth Base - 49" to 72"	\$320
WOD	Wood Legs	\$24 each


PC	Polished Chrome Legs	\$25 - each
CAS	3" Casters	\$25 - each
2FO	Two Fabric Option	\$98
GB	Ganging Brackets for Metal/Wood Legs	\$52
GBP	Ganging Bracket for Plinth Base	\$110
UFB	Unfinished Plinth Base (deduct from plinth option)	Deduct \$80

DIMENSIONS	Back-to-Back Banquette
Seat Depth:	20"
Seat Height:	18"
Overall Depth:	52"
Overall Width:	22, 48, 60, 72"
Overall Height:	42"
Qty./Wt.:	1 ea./290 lbs.



60" RAVEN BACK-TO-BACK
HIGH BACK BANQUETTE

MODEL / DESCRIPTION / LIST PRICING



8380HB 48" Back-to-Back High Back Banquette (6 legs)

COM Yardage: Total: 8.5 Yds. / Back: 4 Yds. / Seat: 4.5 Yds.

COM	GR1	GR2	GR3	GR4	GR5	GR6	GR7	GR8	GR9	GR10	LEA
\$5307	\$5678	\$5905	\$6141	\$6387	\$6643	\$6909	\$7184	\$7472	\$7771	\$8081	\$9552

8382HB 60" Back-to-Back High Back Banquette (6 legs)

COM Yardage: Total: 12 Yds. / Back: 6 Yds. / Seat: 6 Yds.

COM	GR1	GR2	GR3	GR4	GR5	GR6	GR7	GR8	GR9	GR10	LEA
\$6529	\$6985	\$7264	\$7556	\$7858	\$8173	\$8498	\$8839	\$9193	\$9559	\$9943	\$11751

8384HB 72" Back-to-Back High Back Banquette (8 legs)

COM Yardage: Total: 14 Yds. / Back: 7 Yds. / Seat: 7 Yds.

COM	GR1	GR2	GR3	GR4	GR5	GR6	GR7	GR8	GR9	GR10	LEA
\$7749	\$8291	\$8623	\$8969	\$9327	\$9699	\$10088	\$10491	\$10911	\$11347	\$11800	\$13948

OPTIONS


Add upcharge to list price and code to model number

FR	CA133 Fire Retardant per yard	\$90/yd.
MBB	Moisture Barrier - up to 60" width (Back-to-Back)	\$250 each
MBB60	Moisture Barrier - over 60" width (Back-to-Back)	\$400 each
PB48B	Plinth Base - Up To 48" Back-To-Back	\$290
PB72B	Plinth Base - 49" to 72" Back-To-Back	\$440
WOD	Wood Legs	\$24 each

PC	Polished Chrome Legs	\$25 - each
CAS	3" Casters	\$25 - each
2FO	Two Fabric Option	\$98
GB	Ganging Brackets for Metal/Wood Legs	\$52
GBP	Ganging Bracket for Plinth Base	\$110
UFB	Unfinished Plinth Base (deduct from plinth option)	Deduct \$80

PRIVACY PANELS ONLY

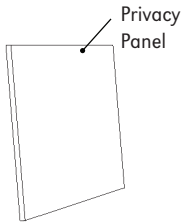
DIMENSIONS	48" Wide Privacy Panel	60" Wide Privacy Panel	72" Wide Privacy Panel
Panel Depth:	1"	1"	1"
Panel Width:	48"	60"	72"
Panel Height:	49"	49"	49"



1/2" THICK ACRYLIC
PRIVACY PANELS AVAILABLE

RAVEN BACK TO BACK BANQUETTE
WITH PRIVACY PANEL

MODEL / DESCRIPTION / LIST PRICING



360P 48" Wide Privacy Panel

COM Yardage: Total: 3 Yds. (Please allow extra fabric for repeat design.)

COM	GR1	GR2	GR3	GR4	GR5	GR6	GR7	GR8	GR9	GR10	LEA
\$870	\$931	\$968	\$1007	\$1047	\$1089	\$1132	\$1177	\$1224	\$1274	\$1324	\$1565
LAMINATE			VENEER			ACRYLIC					
\$852			\$1676			CALL					

362P 60" Wide Privacy Panel

COM Yardage: Total: 4 Yds. (Please allow extra fabric for repeat design.)

COM	GR1	GR2	GR3	GR4	GR5	GR6	GR7	GR8	GR9	GR10	LEA
\$1147	\$1228	\$1276	\$1328	\$1381	\$1436	\$1493	\$1553	\$1615	\$1680	\$1747	\$2065
LAMINATE			VENEER			ACRYLIC					
\$1114			\$2156			CALL					

365P 72" Wide Privacy Panel

COM Yardage: Total: 5 Yds. (Please allow extra fabric for repeat design.)

COM	GR1	GR2	GR3	GR4	GR5	GR6	GR7	GR8	GR9	GR10	LEA
\$1405	\$1503	\$1563	\$1626	\$1691	\$1758	\$1828	\$1902	\$1978	\$2057	\$2138	\$2528
LAMINATE			VENEER			ACRYLIC					
\$1355			\$2531			CALL					

Raven Lounge
Available in 2 heights
27" and 33"

RAVEN LOUNGE COLLECTION

Raven offers the utmost in seating comfort. Featuring, fully upholstered arms and many options, it's designed for higher education and any public spaces that require long duration seating.



RAVEN LOUNGE CHAIR



RAVEN TWO SEAT LOUNGE

ORDERING INFORMATION

- | | |
|----------------------------|-------------------------------|
| 1) Series Name | 5) Powder Coat Color for legs |
| 2) Model Number | 6) Optional Items |
| 3) Quantity | |
| 4) Fabric Grade and Number | |

RAVEN MODULAR LOUNGE SPECIFICATIONS

Frame

Frame assembly is constructed of multi-ply hardwood, with tongue and groove construction. Seat foam is bonded to all sides of hardwood frame. Seat cushions are 4" graded, high resiliency (H.R.) block foam with seat back 3" H.R. foam, covered entirely with special bonded polyester fiber to protect final upholstery. No sag-springs are installed in seat & back along with interlocking helicoil springs to prevent sagging and provide additional lower back and seat support.

Upholstery

Raven lounge is fully upholstered in your choice of fabric, vinyl, crypton, leather or Customers Own Material. ERG uses only water based glues and adhesives in all our upholstery process.

Legs

2" diameter round tubular steel legs are standard. Optional polished chrome and wood legs are also available.

Note:

- Tablet orders of 5 or less - choice of 3 standard laminate colors: Wilsonart Black 1595-60, Formica Brite White 459-58 or Nevamar Silver Alu Metalx MXT003.
- Tablet orders of 6 or more - any choice standard laminate colors.

OPTIONS

- CODE: FR - CA133 Fire Retardant.
- CODE: MB - Moisture Barrier.
- CODE: LOW - Fully Upholstered Low Back - 26.5" OA Height.
- CODE: WOD - Wood Legs.
- CODE: PC - Polished Chrome Legs.
- CODE: PB - Laminate Plinth Base.
- CODE: CAS3 - 3" Casters.
- CODE: 2FO - Two Fabric Option.
- CODE: WAC - Wood Arm Caps.
- CODE: PAC - Poly Arm Caps - Standard Black/Charcoal
- CODE: 3FO - Three Fabric Option.
- CODE: GD - Ganging Brackets (Necessary when ganging two or more modules together).
- CODE: TAB-(_) - Non-Removable Swivel Tablet (laminat shape A, B or C left or right arm)
- CODE: TABR1-(_) - Removable Swivel Tablet (laminat shape A, B or C specify left or right arm)
- CODE: TABR2-(_) - Removable Swivel Tablet (laminat shape A, B or C with opening for tablet on both arms)
- CODE: SST - Solid Surface Tablet Arm - add to tablet option.
- CODE: LAM5 - Non-standard laminate for 5 or less tablets see options for upcharge

Note: Factory installed power/data available, see accessories section for details and pricing.

COLORS / FINISHES

Legs

Standard powder coat colors or optional polished chrome available. Wood legs are finished in your choice of standard wood stain colors.



LOW-BACK



CASTERS



ELECTRICAL/DATA

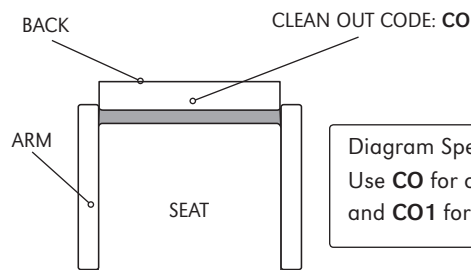


Diagram Specifies A Clean Out
Use **CO** for overall widths up to 50"
and **CO1** for overall widths over 50"

DIMENSIONS	Single Seat Lounge	Two Seat Lounge
Seat Depth:	20"	20"
Seat Height:	18"	18"
Arm Height:	25"	25"
Overall Depth:	27"	27"
Overall Width:	27"	49"
Overall Height:	33"	33"
Qty./Wt.:	1 ea./65 lbs.	1 ea./105 lbs.



RAVEN SINGLE LOUNGE

MODEL / DESCRIPTION / LIST PRICING

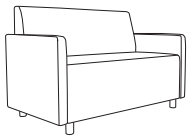


8403 Single Seat Lounge



COM Yardage: Total: 6.5 Yds. / Back: 2 Yds. / Seat: 1.5 Yds./ Arms(2) 3 Yds.

COM	GR1	GR2	GR3	GR4	GR5	GR6	GR7	GR8	GR9	GR10	LEA
\$1539	\$1702	\$1842	\$2015	\$2156	\$2307	\$2459	\$2610	\$2783	\$2956	\$3129	\$3447



8401 Two Seat Lounge

COM Yardage: Total: 9.5 Yds. / Back: 4 Yds. / Seat: 2.5 Yds. / Arms(2) 3 Yds.

COM	GR1	GR2	GR3	GR4	GR5	GR6	GR7	GR8	GR9	GR10	LEA
\$2248	\$2465	\$2659	\$2876	\$3070	\$3265	\$3460	\$3654	\$3871	\$4087	\$4303	\$4623

TABLET SHAPES

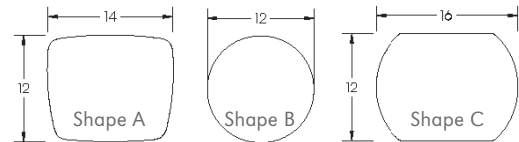
Choose from 3 Tablet Shapes::

Tablets for all modular series are available in 3 shapes, choose from the three shapes shown and specify; A, B or C and left or right (outside tablet) when ordering. Example: TAB-(A) Left - this would be a fixed swivel shape A tablet on the left side (when seated).

Optional Solid Surface available.

Note:

- Tablet orders of 5 or less - choice of 3 standard laminate colors: Wilsonart Black 1595-60, Formica Brite White 459-58 or Nevamar Silver Alu Metalx MXT003.
- Tablet orders of 6 or more - any choice standard laminate colors.



OPTIONS

Add upcharge to list price and code to model number

FR	CA133 Fire Retardant per yard	\$90/yd.
MB	Moisture Barrier - per seat	\$125
LOW	Fully Upholstered Low Back - 26.5" OA Height	\$95
WOD	Wood Legs	\$24 each
PC	Polished Chrome Legs	\$25 each
PB	Laminate Plinth Base - Straight Unit	\$160
CAS3	3" Casters	\$25 ea.
2FO	Two Fabric Option	\$98
3FO	Three Fabric Option	\$148

GD	Ganging Brackets	\$52
TAB-(_)	Swivel Tablet (specify A, B or C, left or right arm)	\$395
TABR1-(_)	Removable Tablet (specify A, B or C, left or right arm)	\$470
TABR2-(_)	Removable Tablet (specify A, B or C both arm openings)	\$570
SST	Solid Surface Tablet Arm - add to tablet option	\$125
LAM5	Non-standard laminate (5 tablets or less)	\$250 ea. tablet
WAC	Wood Arm Cap	\$89 each
PAC	Poly Arm Cap - Standard Black/Charcoal	\$69 each

**Raven Modular Back
Available in 2 heights
27" and 33"**

RAVEN MODULAR COLLECTION

The Raven Modular Lounge Series offers the utmost in seating comfort. Designed for higher education and any public spaces that require long duration seating comfort. Also available in a junior size for children's areas.

*See Raven Jr.
in the Children's Section*



RAVEN BARIATRIC UNIT



CORNER LOUNGE UNIT



RAVEN 60° CURVE UNIT

ORDERING INFORMATION

- | | |
|----------------------------|-------------------------------|
| 1) Series Name | 5) Powder Coat Color for legs |
| 2) Model Number | 6) Optional Items |
| 3) Quantity | |
| 4) Fabric Grade and Number | |

COLORS / FINISHES

Legs

Standard powder coat colors or optional polished chrome available. Wood legs are finished in your choice of standard wood stain colors.

RAVEN MODULAR LOUNGE SPECIFICATIONS

Frame

Frame assembly is constructed of multi-ply hardwood, with tongue and groove construction. Seat foam is bonded to all sides of hardwood frame. Seat cushions are 4" graded, high resiliency (H.R.) block foam with seat back 3" H.R. foam, covered entirely with special bonded polyester fiber to protect final upholstery. No sag-springs are installed in seat & back along with interlocking helicoil springs to prevent sagging and provide additional lower back and seat support.

Upholstery

Raven modular lounge is fully upholstered in your choice of fabric, vinyl, crypton, leather or Customers Own Material. ERG uses only water based glues and adhesives in all our upholstery process.

Legs

Round tubular steel legs are available in standard powder coat colors. Optional polished chrome and wood legs are also available.

OPTIONS


- CODE: FR - CA133 Fire Retardant.
- CODE: MB - Moisture Barrier (up to 60" overall width).
- CODE: MB60 - Moisture Barrier (over 60" overall width).
- CODE: LOW - Fully Upholstered Low Back - 27" OA Height.
- CODE: WOD - Wood Legs.
- CODE: WAC - Wood Arm Caps.
- CODE: PAC - Poly Arm Caps - Standard Black/Charcoal
- CODE: PC - Polished Chrome Legs.
- CODE: CAS - 3" Casters.
- CODE: 2FO - Two Fabric Option.
- CODE: GD - Ganging Brackets for metal/wood legs
(Necessary when ganging two or more modules together).
- CODE: GBP - Ganging Brackets For Plinth Base
- CODE: PB48 - Plinth Base - up to 48".
- CODE: PB72 - Plinth Base - 49" to 72".
- CODE: PB30 - Plinth Base - up to 30° curve.
- CODE: PB60 - Plinth Base - 31° to 60° curve.
- CODE:: UFB - Unfinished Plinth Base.
- CODE: TABF(-) - Fixed Laminate Tablet - outside of modular unit
(round post, specify tablet shape A, B or C)
- CODE: TABFB(-) - Fixed Laminate Tablet - between two modular units
(blade post, specify tablet shape A, B or C)
- CODE: SST - Solid Surface Tablet Arm
- CODE: LAM5 - Non-standard laminate for 5 or less tablets
see options for upcharge



LOW-BACK



POWER/DATA



TWO FABRICS



LAMINATE TABLET OR
OPTIONAL SOLID SURFACE



CASTERS



WOOD LEGS

TABLET SHAPES

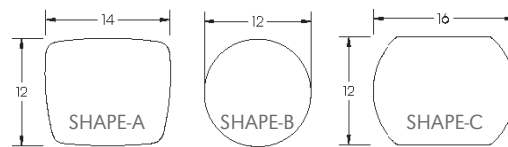
Choose from 3 Tablet Shapes::

Tablets for all modular series are available in 3 shapes, choose from the three shapes shown and specify; A, B or C and left or right (outside tablet) when ordering. Example: TABF-(A) Left - this would be a fixed shape A tablet on the left side (when seated).

Optional Solid Surface available.

Note:

- Tablet orders of 5 or less - choice of 3 standard laminate colors: Wilsonart Black 1595-60, Formica Brite White 459-58 and Nevamar Silver Alu Metalx MXT003.
- Tablet orders of 6 or more - any choice standard laminate colors.



DIMENSIONS	Straight Unit	30° Curve Inside	45° Curve Inside	60° Curve Inside
Seat Depth:	20"	20"	20"	20"
Seat Height:	18"	18"	18"	18"
Overall Depth:	27"	29"	30.5"	32.5"
Overall Width:	22, 30, 44"	35"	52"	67"
Overall Height:	33"	33"	33"	33"
Qty./Wt.:	1 ea./44 lbs.	1 ea./64 lbs.	1 ea./84 lbs.	1 ea./115 lbs.



STRAIGHT UNITS – TABLET ARM AND ELECTRICAL OPTIONS

MODEL / DESCRIPTION / LIST PRICING



8302 22" Straight Unit (4 legs)

COM Yardage: Total: 3.5 Yds. / Back: 2 Yds. / Seat: 1.5 Yds.

COM	GR1	GR2	GR3	GR4	GR5	GR6	GR7	GR8	GR9	GR10	LEA
\$1014	\$1088	\$1161	\$1245	\$1319	\$1403	\$1487	\$1571	\$1655	\$1739	\$1823	\$1944

8304 30" Straight Unit (4 legs)


COM Yardage: Total: 4.5 Yds. / Back: 2 Yds. / Seat: 2.5 Yds.

COM	GR1	GR2	GR3	GR4	GR5	GR6	GR7	GR8	GR9	GR10	LEA
\$1188	\$1277	\$1371	\$1476	\$1571	\$1676	\$1781	\$1886	\$1991	\$2096	\$2222	\$2343

8306 44" Straight Unit (4 legs)

COM Yardage: Total: 6 Yds. / Back: 3.5 Yds. / Seat: 2.5 Yds.

COM	GR1	GR2	GR3	GR4	GR5	GR6	GR7	GR8	GR9	GR10	LEA
\$1682	\$1808	\$1934	\$2060	\$2186	\$2312	\$2438	\$2564	\$2690	\$2816	\$2942	\$3063



8308 Inside 30° Curve Unit (4 legs)


COM Yardage: Total: 5 Yds. / Back: 2.5 Yds. / Seat: 2.5 Yds.

COM	GR1	GR2	GR3	GR4	GR5	GR6	GR7	GR8	GR9	GR10	LEA
\$1103	\$1176	\$1250	\$1334	\$1407	\$1491	\$1575	\$1659	\$1743	\$1827	\$1911	\$2032

8310 Inside 45° Curve Unit (4 legs)

COM Yardage: Total: 6.5 Yds. / Back: 4 Yds. / Seat: 2.5 Yds.

COM	GR1	GR2	GR3	GR4	GR5	GR6	GR7	GR8	GR9	GR10	LEA
\$1620	\$1725	\$1830	\$1946	\$2051	\$2166	\$2282	\$2397	\$2513	\$2628	\$2744	\$2864



8318 Inside 60° Curve Unit (5 legs)

COM Yardage: Total: 8 Yds. / Back: 4.5 Yds. / Seat: 3.5 Yds.

COM	GR1	GR2	GR3	GR4	GR5	GR6	GR7	GR8	GR9	GR10	LEA
\$2106	\$2211	\$2316	\$2432	\$2537	\$2652	\$2768	\$2883	\$2999	\$3114	\$3230	\$3351

OPTIONS

Add upcharge to list price and code to model number

FR	CA133 Fire Retardant per yard	\$90/yd.
MB	Moisture Barrier - up to 60" width	\$125 each
MB60	Moisture Barrier - over 60" width	\$200 each
LOW	Fully Upholstered Low Back - 27" OA Height	\$95
WOD	Wood Legs	\$24 each
PC	Polished Chrome Legs	\$25 each
PB48	Plinth Base - Up To 48"	\$190
PB72	Plinth Base - 49" to 72"	\$320
PB30	Plinth Base - Up To 30° curve	\$250
PB60	Plinth Base - 31° to 60° curve	\$440

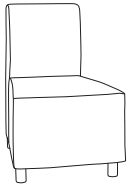
CAS	3" Casters	\$25 each
2FO	Two Fabric Option	\$98
GD	Ganging Brackets for Metal/Wood Legs	\$52
GBP	Ganging Bracket for Plinth Base	\$110
UFB	Unfinished Plinth Base (deduct from plinth option)	Deduct \$80
TABF(-)	Fixed Tablet (outside, specify (L/R), shape A, B or C)	\$370
TABFB(-)	Fixed Tablet (blade, specify (L/R), shape A, B or C)	\$370
SST	Solid Surface Tablet Arm - add to tablet option	\$125
LAM5	Non-standard laminate (5 tablets or less)	\$250 ea. tablet

DIMENSIONS	20° Curve Outside	30° Curve Outside	45° Curve Outside	60° Curve Outside
Seat Depth:	20"	20"	20"	20"
Seat Height:	18"	18"	18"	18"
Overall Depth:	27"	29"	30.5"	32.5"
Overall Width:	23"	35"	52"	67"
Overall Height:	33"	33"	33"	33"
Qty./Wt.:	1 ea./44 lbs.	1 ea./64 lbs.	1 ea./85 lbs.	1 ea./110 lbs.



60 DEGREE OUTSIDE CURVE


MODEL / DESCRIPTION / LIST PRICING



8312 Outside 20° Curve Unit (4 legs)

COM Yardage: Total: 4 Yds. / Back: 2 Yds. / Seat: 2 Yds.

COM	GR1	GR2	GR3	GR4	GR5	GR6	GR7	GR8	GR9	GR10	LEA
\$1152	\$1236	\$1309	\$1393	\$1467	\$1551	\$1635	\$1719	\$1803	\$1887	\$1971	\$2092



8314 Outside 30° Curve Unit (4 legs)

COM Yardage: Total: 4.5 Yds. / Back: 2 Yds. / Seat: 2.5 Yds.

COM	GR1	GR2	GR3	GR4	GR5	GR6	GR7	GR8	GR9	GR10	LEA
\$1232	\$1316	\$1389	\$1473	\$1547	\$1631	\$1715	\$1799	\$1883	\$1967	\$2051	\$2171

8316 Outside 45° Curve Unit (4 legs)


COM Yardage: Total: 6 Yds. / Back: 3.5 Yds. / Seat: 2.5 Yds.

COM	GR1	GR2	GR3	GR4	GR5	GR6	GR7	GR8	GR9	GR10	LEA
\$1810	\$1915	\$2020	\$2136	\$2241	\$2356	\$2472	\$2587	\$2703	\$2818	\$2934	\$3054

8320 Outside 60° Curve Unit (5 legs)

COM Yardage: Total: 8 Yds. / Back: 4 Yds. / Seat: 4.5 Yds.

COM	GR1	GR2	GR3	GR4	GR5	GR6	GR7	GR8	GR9	GR10	LEA
\$2159	\$2274	\$2379	\$2495	\$2600	\$2715	\$2831	\$2946	\$3062	\$3177	\$3293	\$3414



OPTIONS

Add upcharge to list price and code to model number

FR	CA133 Fire Retardant per yard	\$90/yd.
MB	Moisture Barrier - up to 60" width	\$125 each
MB60	Moisture Barrier - over 60" width	\$200 each
LOW	Fully Upholstered Low Back - 27" OA Height	\$95
WOD	Wood Legs	\$24 each
PC	Polished Chrome Legs	\$25 each
PB30	Plinth Base - Up To 30° curve	\$250
PB60	Plinth Base - 31° to 60° curve	\$440
CAS	3" Casters	\$25 each

2FO	Two Fabric Option	\$98
GD	Ganging Brackets for Metal/Wood Legs	\$52
GBP	Ganging Bracket for Plinth Base	\$110
UFB	Unfinished Plinth Base (deduct from plinth option)	Deduct \$80
TABF(-)	Fixed Tablet (outside, specify (L/R), shape A, B or C)	\$370
TABFB(-)	Fixed Tablet (blade, specify (L/R), shape A, B or C)	\$370
SST	Solid Surface Tablet Arm - add to tablet option	\$125
LAM5	Non-standard laminate (5 tablets or less)	\$250 ea. tablet

DIMENSIONS	Corner Units
Seat Depth:	21"
Seat Height:	18"
Overall Depth:	28"
Overall Width:	28"
Overall Height:	33"
Qty./Wt.:	1 ea./75 lbs.



CORNER UNIT – SQUARE SEAT BACK

MODEL / DESCRIPTION / LIST PRICING



8386 Corner Unit – Square Seat Back (4 legs)

COM Yardage: Total: 5.5 Yds. / Back: 4 Yds. / Seat: 1.5 Yds.


COM	GR1	GR2	GR3	GR4	GR5	GR6	GR7	GR8	GR9	GR10	LEA
\$1952	\$2088	\$2172	\$2258	\$2348	\$2442	\$2540	\$2642	\$2748	\$2858	\$2972	\$3512



8388 Corner Unit – Curved Seat Back (4 legs)

COM Yardage: Total: 5.5 Yds. / Back: 4 Yds. / Seat: 1.5 Yds.

COM	GR1	GR2	GR3	GR4	GR5	GR6	GR7	GR8	GR9	GR10	LEA
\$2035	\$2177	\$2264	\$2354	\$2449	\$2547	\$2649	\$2755	\$2865	\$2979	\$3099	\$3662



8389 Corner Unit – Curved Back Panel Corner Unit (4 legs)

COM Yardage: Total: 5.5 Yds. / Back: 4 Yds. / Seat: 1.5 Yds.

COM	GR1	GR2	GR3	GR4	GR5	GR6	GR7	GR8	GR9	GR10	LEA
\$2188	\$2341	\$2434	\$2532	\$2634	\$2739	\$2848	\$2963	\$3080	\$3204	\$3332	\$3938

OPTIONS

Add upcharge to list price and code to model number

FR	CA133 Fire Retardant per yard	\$90/yd.
MB	Moisture Barrier - up to 60" width	\$125 each
MB60	Moisture Barrier - over 60" width	\$200 each
LOW	Fully Upholstered Low Back - 27" OA Height	\$95
WOD	Wood Legs	\$24 each
PC	Polished Chrome Legs	\$25 each

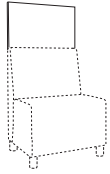
PB48	Plinth Base - Up To 48"	\$190
CAS	3" Casters	\$25 each
2FO	Two Fabric Option	\$98
GD	Ganging Brackets for Metal/Wood Legs	\$52
GBP	Ganging Bracket for Plinth Base	\$110
UFB	Unfinished Plinth Base (deduct from plinth option)	Deduct \$80

DIMENSIONS	Straight Unit	Straight Unit	Straight Unit
Overall Width:	22"	30"	44"
Overall Height:	48"	48"	48"
Qty./Wt.:	1 ea./100 lbs.	1 ea./110 lbs.	1 ea./120 lbs.

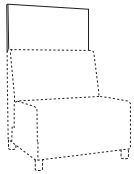


STRAIGHT UNIT

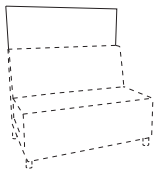
MODEL / DESCRIPTION / LIST PRICING



8302P/U	22" Straight Unit											COM Yardage: 1.5 Yds.
COM	GR1	GR2	GR3	GR4	GR5	GR6	GR7	GR8	GR9	GR10	LEA	
\$592	\$634	\$659	\$685	\$713	\$740	\$770	\$801	\$834	\$867	\$901	\$1065	
8302P/L	Laminate						8302P/A	Acrylic				
Laminate							Acrylic					
\$726							CALL					



8304P/U	30" Straight Unit											COM Yardage: 2 Yds.
COM	GR1	GR2	GR3	GR4	GR5	GR6	GR7	GR8	GR9	GR10	LEA	
\$734	\$785	\$816	\$849	\$883	\$919	\$955	\$993	\$1033	\$1075	\$1118	\$1321	
8304P/L	Laminate						8304P/A	Acrylic				
Laminate							Acrylic					
\$881							CALL					



8306P/U	44" Straight Unit											COM Yardage: 3 Yds.
COM	GR1	GR2	GR3	GR4	GR5	GR6	GR7	GR8	GR9	GR10	LEA	
\$843	\$902	\$937	\$976	\$1014	\$1055	\$1097	\$1141	\$1187	\$1234	\$1284	\$1517	
8306P/L	Laminate						8306P/A	Acrylic				
Laminate							Acrylic					
\$1015							CALL					

OPTIONS

Add upcharge to list price and code to model number

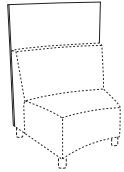
FR	CA133 Fire Retardant per yard	\$90/yd.
----	-------------------------------	----------

DIMENSIONS	30° Curve Inside	45° Curve Inside	60° Curve Inside
Overall Width:	35"	52"	67"
Overall Height:	48"	48"	48"
Qty./Wt.:	1 ea./135 lbs.	1 ea./145 lbs.	1 ea./160 lbs.



INSIDE CURVE UNIT

MODEL / DESCRIPTION / LIST PRICING



8308P/U Inside 30° Curve Unit COM Yardage: 2 Yds.

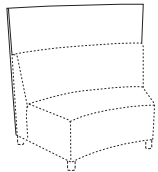
COM	GR1	GR2	GR3	GR4	GR5	GR6	GR7	GR8	GR9	GR10	LEA
\$1099	\$1176	\$1223	\$1272	\$1322	\$1375	\$1431	\$1488	\$1548	\$1609	\$1673	\$1978

8308P/L Laminate

Laminate
\$1440

8308P/A Acrylic

Acrylic
CALL



8310P/U Inside 45° Curve Unit COM Yardage: 3 Yds.

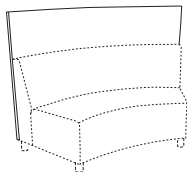
COM	GR1	GR2	GR3	GR4	GR5	GR6	GR7	GR8	GR9	GR10	LEA
\$1264	\$1352	\$1407	\$1463	\$1521	\$1582	\$1646	\$1712	\$1780	\$1851	\$1925	\$2275

8310P/L Laminate

Laminate
\$1657

8310P/A Acrylic

Acrylic
CALL



8318P/U Inside 60° Curve Unit COM Yardage: 4 Yds.

COM	GR1	GR2	GR3	GR4	GR5	GR6	GR7	GR8	GR9	GR10	LEA
\$1973	\$2112	\$2196	\$2284	\$2375	\$2471	\$2569	\$2672	\$2779	\$2890	\$3005	\$3552

8318P/L Laminate

Laminate
\$2582

8302P/A Acrylic

Acrylic
CALL

OPTIONS

Add upcharge to list price and code to model number

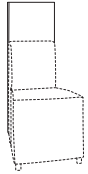
FR	CA133 Fire Retardant per yard	\$90/yd.
----	-------------------------------	----------

DIMENSIONS	20° Curve Outside	30° Curve Outside	45° Curve Outside	60° Curve Outside
Overall Width:	22"	35"	52"	67"
Overall Height:	48"	48"	48"	48"
Qty./Wt.:	1 ea./120 lbs.	1 ea./135 lbs.	1 ea./145 lbs.	1 ea./160 lbs.

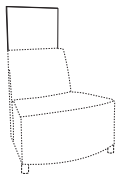


OUTSIDE CURVE UNIT

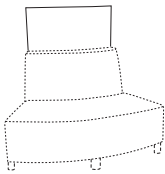
MODEL / DESCRIPTION / LIST PRICING



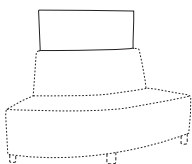
8312P/U	Outside 20° Curve Unit										COM Yardage: 1.5 Yds.	
COM	GR1	GR2	GR3	GR4	GR5	GR6	GR7	GR8	GR9	GR10	LEA	
\$769	\$823	\$856	\$890	\$925	\$963	\$1001	\$1041	\$1082	\$1126	\$1172	\$1384	
8312P/L	Laminate					8312P/A	Acrylic					
	Laminate						Acrylic					
	\$1008						CALL					



8314P/U	Outside 30° Curve Unit										COM Yardage: 2.5 Yds.	
COM	GR1	GR2	GR3	GR4	GR5	GR6	GR7	GR8	GR9	GR10	LEA	
\$1099	\$1176	\$1223	\$1272	\$1322	\$1375	\$1431	\$1488	\$1548	\$1609	\$1673	\$1978	
8314P/L	Laminate					8314P/A	Acrylic					
	Laminate						Acrylic					
	\$1440						CALL					



8316P/U	Outside 45° Curve Unit										COM Yardage: 3 Yds.	
COM	GR1	GR2	GR3	GR4	GR5	GR6	GR7	GR8	GR9	GR10	LEA	
\$1264	\$1352	\$1407	\$1463	\$1521	\$1582	\$1646	\$1712	\$1780	\$1851	\$1925	\$2275	
8316P/L	Laminate					8316P/A	Acrylic					
	Laminate						Acrylic					
	\$1657						CALL					



8320P/U	Outside 60° Curve Unit										COM Yardage: 4 Yds.	
COM	GR1	GR2	GR3	GR4	GR5	GR6	GR7	GR8	GR9	GR10	LEA	
\$1973	\$2112	\$2196	\$2284	\$2375	\$2471	\$2569	\$2672	\$2779	\$2890	\$3005	\$3552	
8320P/L	Laminate					8320P/A	Acrylic					
	Laminate						Acrylic					
	\$2582						CALL					

OPTIONS

Add upcharge to list price and code to model number

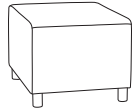
FR	CA133 Fire Retardant per yard	\$90/yd.
----	-------------------------------	----------

DIMENSIONS	Straight Backless	Bariatric Backless
Seat Depth:	27"	27"
Seat Height:	18"	18"
Overall Depth:	27"	27"
Overall Width:	22", 44"	30"
Overall Height:	18"	18"
Qty./Wt.:	1 ea./40/60 lbs.	1 ea./80 lbs.



TWO SEAT STRAIGHT BACKLESS UNIT


MODEL / DESCRIPTION / LIST PRICING



8326 Single Seat Backless Unit 22"

COM Yardage: Total: 2.5 Yds. / Sides: 1.5 Yds. / Top: 1 Yds.

COM	GR1	GR2	GR3	GR4	GR5	GR6	GR7	GR8	GR9	GR10	LEA
\$887	\$963	\$1038	\$1125	\$1200	\$1287	\$1374	\$1460	\$1547	\$1633	\$1720	\$1844



8328 Bariatric Backless Unit 30"

COM Yardage: Total: 3 Yds. / Sides: 2 Yds. / Top: 1 Yds.

COM	GR1	GR2	GR3	GR4	GR5	GR6	GR7	GR8	GR9	GR10	LEA
\$1107	\$1237	\$1367	\$1497	\$1627	\$1756	\$1886	\$2016	\$2146	\$2275	\$2405	\$2530



8330 Two Seat Backless Unit 44"

COM Yardage: Total: 4 Yds. / Sides: 2.5 Yds. / Top: 1.5 Yds.

COM	GR1	GR2	GR3	GR4	GR5	GR6	GR7	GR8	GR9	GR10	LEA
\$1602	\$1731	\$1861	\$1991	\$2121	\$2251	\$2380	\$2510	\$2640	\$2770	\$2900	\$3024

OPTIONS

Add upcharge to list price and code to model number

FR	CA133 Fire Retardant per yard	\$90/yd.
MB	Moisture Barrier - up to 60" width	\$125 each
WOD	Wood Legs	-
PC	Polished Chrome Legs	\$25 each
PB48	Plinth Base - Up To 48"	\$190
UFB	Unfinished Plinth Base (deduct from plinth option)	Deduct \$80
CAS	3" Casters	\$25 each

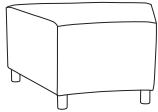
2FO	Two Fabric Option	\$98
GD	Ganging Brackets for Metal/Wood Legs	\$52
GBP	Ganging Bracket for Plinth Base	\$110
TABF-(L)	Fixed Tablet (outside, specify (L/R), shape A, B or C)	\$370
TABFB-(L)	Fixed Tablet (blade, specify (L/R), shape A, B or C)	\$370
SST	Solid Surface Tablet Arm - add to tablet option	\$125
LAM5	Non-standard laminate (5 tablets or less)	\$250 ea. tablet

DIMENSIONS	20° Curve Backless	30° Curve Backless	45° Curve Backless	60° Curve Backless
Seat Depth:	27"	27"	27"	27"
Seat Height:	18"	18"	18"	18"
Overall Depth:	28"	29"	30.5"	32.5"
Overall Width:	32"	35"	52"	67"
Overall Height:	18"	18"	18"	18"
Qty./Wt.:	1 ea./42 lbs.	1 ea./62 lbs.	1 ea./82 lbs.	1 ea./102 lbs.



60° CURVE BACKLESS UNIT

MODEL / DESCRIPTION / LIST PRICING



8332 20° Curve Unit (4 legs)

COM Yardage: 2.25 Yds..

COM	GR1	GR2	GR3	GR4	GR5	GR6	GR7	GR8	GR9	GR10	LEA
\$994	\$1070	\$1145	\$1232	\$1308	\$1394	\$1481	\$1567	\$1654	\$1740	\$1827	\$1951

8334 30° Curve Unit (4 legs)

COM Yardage: 2.5 Yds..

COM	GR1	GR2	GR3	GR4	GR5	GR6	GR7	GR8	GR9	GR10	LEA
\$1067	\$1143	\$1219	\$1305	\$1381	\$1468	\$1554	\$1641	\$1727	\$1814	\$1900	\$2025

8336 45° Curve Unit (4 legs)

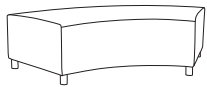
COM Yardage: 3.5 Yds..

COM	GR1	GR2	GR3	GR4	GR5	GR6	GR7	GR8	GR9	GR10	LEA
\$1484	\$1560	\$1635	\$1722	\$1797	\$1884	\$1970	\$2057	\$2144	\$2230	\$2317	\$2441

8338 60° Curve Unit (5 legs)

COM Yardage: 4.5 Yds..

COM	GR1	GR2	GR3	GR4	GR5	GR6	GR7	GR8	GR9	GR10	LEA
\$1814	\$1889	\$1965	\$2052	\$2127	\$2214	\$2300	\$2387	\$2473	\$2560	\$2646	\$2771



OPTIONS

Add upcharge to list price and code to model number

FR	CA133 Fire Retardant per yard	\$90/yd.
MB	Moisture Barrier - up to 60" width	\$125 each
MB60	Moisture Barrier - over 60" width	\$200 each
WOD	Wood Legs	\$24 each
PC	Polished Chrome Legs	\$25 each
PB30	Plinth Base - Up To 30° curve	\$250
PB60	Plinth Base - 31° to 60° curve	\$440
UFB	Unfinished Plinth Base (deduct from plinth option)	Deduct \$80

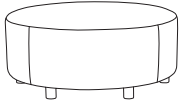
CAS	3" Casters	\$25 each
2FO	Two Fabric Option	\$98
GD	Ganging Brackets for Metal/Wood Legs	\$52
GBP	Ganging Bracket for Plinth Base	\$110
TABF(-)	Fixed Tablet (outside, specify (L/R), shape A, B or C)	\$370
TABFB(-)	Fixed Tablet (blade, specify (L/R), shape A, B or C)	\$370
SST	Solid Surface Tablet Arm - add to tablet option	\$125
LAM5	Non-standard laminate (5 tablets or less)	\$250 ea. tablet

DIMENSIONS	18" Round	24" Round	30" Round	36" Round	42" Round
Overall Depth:	18"	24"	30"	36"	42"
Overall Width:	18"	24"	30"	36"	42"
Overall Height:	18"	18"	18"	18"	18"
Qty./Wt.:	1 ea./26 lbs.	1 ea./37 lbs.	1 ea./48 lbs.	1 ea./68 lbs.	1 ea./84 lbs.



36" ROUND OTTOMAN

MODEL / DESCRIPTION / LIST PRICING



8341 18" Round Ottoman - 4 legs



COM Yardage: Total: 1.75 Yds. / Sides: 1 Yds. / Top: .75 Yds.

COM	GR1	GR2	GR3	GR4	GR5	GR6	GR7	GR8	GR9	GR10	LEA
\$897	\$1026	\$1156	\$1286	\$1416	\$1545	\$1675	\$1805	\$1935	\$2065	\$2194	\$2319

8339 24" Round Ottoman - 4 legs



COM Yardage: Total: 2 Yds. / Sides: 1.5 Yds. / Top: .75 Yds.

COM	GR1	GR2	GR3	GR4	GR5	GR6	GR7	GR8	GR9	GR10	LEA
\$1047	\$1177	\$1306	\$1436	\$1566	\$1696	\$1826	\$1955	\$2085	\$2215	\$2345	\$2469

8340 30" Round Ottoman - 4 legs



COM Yardage: Total: 2.75 Yds. / Sides: 1.75 Yds. / Top: 1 Yds.

COM	GR1	GR2	GR3	GR4	GR5	GR6	GR7	GR8	GR9	GR10	LEA
\$1439	\$1569	\$1699	\$1829	\$1959	\$2088	\$2218	\$2348	\$2478	\$2607	\$2737	\$2862

8342 36" Round Ottoman - 4 legs



COM Yardage: Total: 3 Yds. / Sides: 2 Yds. / Top: 1.25 Yds.

COM	GR1	GR2	GR3	GR4	GR5	GR6	GR7	GR8	GR9	GR10	LEA
\$1731	\$1861	\$1991	\$2121	\$2251	\$2380	\$2510	\$2640	\$2770	\$2900	\$3029	\$3154

8344 42" Round Ottoman - 6 legs

COM Yardage: Total: 3.75 Yds. / Sides: 2.5 Yds. / Top: 1.25 Yds.

COM	GR1	GR2	GR3	GR4	GR5	GR6	GR7	GR8	GR9	GR10	LEA
\$1871	\$2001	\$2131	\$2260	\$2390	\$2520	\$2650	\$2779	\$2909	\$3039	\$3169	\$3293

OPTIONS

Add upcharge to list price and code to model number

FR	CA133 Fire Retardant per yard	\$90/yd.
MB	Moisture Barrier - per ottoman	\$125
WOD	Wood Legs	\$24 each

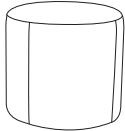
PC	Polished Chrome Legs	\$25 each
CAS	3" Casters	\$25 each
2FO	Two Fabric Option	\$98

DIMENSIONS	18" Round	24" Round	30" Round	36" Round	42" Round
Overall Depth:	18"	24"	30"	36"	42"
Overall Width:	18"	24"	30"	36"	42"
Overall Height:	18"	18"	18"	18"	18"
Qty./Wt.:	1 ea./26 lbs.	1 ea./37 lbs.	1 ea./48 lbs.	1 ea./68 lbs.	1 ea./84 lbs.



ROUND OTTOMAN / NO LEGS
W/ PLASTIC GLIDES

MODEL / DESCRIPTION / LIST PRICING



8341-NL 18" Round Ottoman / No Legs

COM Yardage: 1.75 Yds..

COM	GR1	GR2	GR3	GR4	GR5	GR6	GR7	GR8	GR9	GR10	LEA
\$838	\$953	\$1066	\$1181	\$1296	\$1409	\$1524	\$1637	\$1752	\$1867	\$1980	\$2089

8339-NL 24" Round Ottoman / No Legs

COM Yardage: 2.5 Yds..

COM	GR1	GR2	GR3	GR4	GR5	GR6	GR7	GR8	GR9	GR10	LEA
\$971	\$1085	\$1199	\$1313	\$1428	\$1542	\$1656	\$1770	\$1884	\$1999	\$2113	\$2222

8340-NL 30" Round Ottoman / No Legs

COM Yardage: 2.75 Yds..

COM	GR1	GR2	GR3	GR4	GR5	GR6	GR7	GR8	GR9	GR10	LEA
\$1315	\$1430	\$1543	\$1658	\$1773	\$1886	\$2001	\$2114	\$2229	\$2344	\$2457	\$2566

8342-NL 36" Round Ottoman / No Legs

COM Yardage: 3.5 Yds..

COM	GR1	GR2	GR3	GR4	GR5	GR6	GR7	GR8	GR9	GR10	LEA
\$1563	\$1677	\$1791	\$1906	\$2019	\$2134	\$2248	\$2362	\$2477	\$2590	\$2705	\$2814

8344-NL 42" Round Ottoman / No Legs

COM Yardage: 4 Yds..

COM	GR1	GR2	GR3	GR4	GR5	GR6	GR7	GR8	GR9	GR10	LEA
\$1696	\$1810	\$1924	\$2039	\$2153	\$2267	\$2381	\$2495	\$2610	\$2724	\$2838	\$2947

OPTIONS

Add upcharge to list price and code to model number

FR	CA133 Fire Retardant per yard	\$90/yd.
MB	Moisture Barrier - per ottoman	\$125

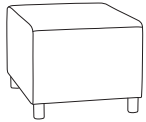
2FO	Two Fabric Option	\$98
-----	-------------------	------

DIMENSIONS	27" Square	36" Square	42" Square
Overall Depth:	27"	36"	42"
Overall Width:	27"	36"	42"
Overall Height:	18"	18"	18"
Qty./Wt.:	1 ea./50 lbs.	1 ea./58 lbs.	1 ea./78 lbs.



36" SQUARE OTTOMAN

MODEL / DESCRIPTION / LIST PRICING



8346 27" Square Ottoman COM Yardage: Total: 2.75 Yds. / Sides: 1.75 Yds. / Top: 1 Yds.

COM	GR1	GR2	GR3	GR4	GR5	GR6	GR7	GR8	GR9	GR10	LEA
\$1049	\$1179	\$1309	\$1438	\$1568	\$1698	\$1828	\$1958	\$2087	\$2217	\$2347	\$2471

8348 36" Square Ottoman COM Yardage: Total: 3.75 Yds. / Sides: 2.5 Yds. / Top: 1.25 Yds.

COM	GR1	GR2	GR3	GR4	GR5	GR6	GR7	GR8	GR9	GR10	LEA
\$1604	\$1734	\$1863	\$1993	\$2123	\$2253	\$2383	\$2512	\$2642	\$2772	\$2902	\$3026

8350 42" Square Ottoman COM Yardage: Total: 4.5 Yds. / Sides: 3 Yds. / Top: 1.5 Yds.

COM	GR1	GR2	GR3	GR4	GR5	GR6	GR7	GR8	GR9	GR10	LEA
\$1873	\$2003	\$2133	\$2262	\$2392	\$2522	\$2652	\$2782	\$2911	\$3041	\$3171	\$3295

OPTIONS

Add upcharge to list price and code to model number

FR	CA133 Fire Retardant per yard	\$90/yd.
MB	Moisture Barrier - per ottoman	\$125
WOD	Wood Legs	\$24 each
PC	Polished Chrome Legs	\$25 each
CAS	3" Casters	\$25 each
2FO	Two Fabric Option	\$98

GD	Ganging Brackets for Metal/Wood Legs	\$52
GBP	Ganging Bracket for Plinth Base	\$110
TABF-(_)	Fixed Tablet (outside, specify (L/R), shape A, B or C)	\$370
TABFB-(_)	Fixed Tablet (blade, specify (L/R), shape A, B or C)	\$370
SST	Solid Surface Tablet Arm - add to tablet option	\$125
LAM5	Non-standard laminate (5 tablets or less)	\$250 ea. tablet

DIMENSIONS	Straight Benches	R-L Arm	Center Arm
Overall Depth:	20"	27"	19"
Overall Width:	22, 44, 66"	3"	2"
Overall Height:	18"	25"	25"
Qty./Wt.:	1 ea./45/60/78 lbs.	1 ea./25 lbs.	1 ea./25 lbs.



SINGLE SEAT WITH ARMS



TWO SEAT STRAIGHT BENCH
WITH TWO FABRIC OPTION

MODEL / DESCRIPTION / LIST PRICING



8352 Single Seat Straight Bench

COM Yardage: 1.75 Yds..

COM	GR1	GR2	GR3	GR4	GR5	GR6	GR7	GR8	GR9	GR10	LEA
\$878	\$954	\$1030	\$1116	\$1192	\$1278	\$1365	\$1451	\$1538	\$1624	\$1711	\$1835



8354 Two Seat Straight Bench

COM Yardage: 3 Yds..

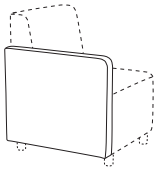
COM	GR1	GR2	GR3	GR4	GR5	GR6	GR7	GR8	GR9	GR10	LEA
\$1539	\$1669	\$1799	\$1928	\$2058	\$2188	\$2318	\$2447	\$2577	\$2707	\$2837	\$2961



8356 Three Seat Straight Bench

COM Yardage: 4.75 Yds..

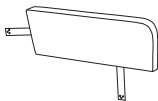
COM	GR1	GR2	GR3	GR4	GR5	GR6	GR7	GR8	GR9	GR10	LEA
\$1809	\$1939	\$2069	\$2199	\$2328	\$2458	\$2588	\$2718	\$2848	\$2977	\$3107	\$3232



8358L/R Left or Right Arm

COM Yardage: 1.5 Yds..

COM	GR1	GR2	GR3	GR4	GR5	GR6	GR7	GR8	GR9	GR10	LEA
\$225	\$268	\$301	\$344	\$376	\$409	\$441	\$474	\$517	\$560	\$603	\$701



8358C Center Arm (ARM CAP NOT AVAILABLE)

COM Yardage: .75 Yds..

COM	GR1	GR2	GR3	GR4	GR5	GR6	GR7	GR8	GR9	GR10	LEA
\$218	\$262	\$294	\$337	\$370	\$402	\$435	\$467	\$510	\$554	\$597	\$694

OPTIONS

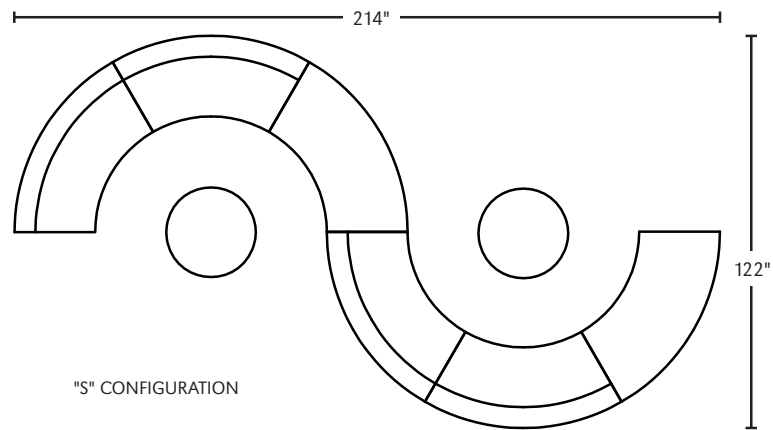
Add upcharge to list price and code to model number

FR	CA133 Fire Retardant per yard	\$90/yd.
MB	Moisture Barrier - up to 60" width	\$125 each
MB60	Moisture Barrier - over 60" width	\$200 each
WOD	Wood Legs	\$24 each
PC	Polished Chrome Legs	\$25 each
PB48	Plinth Base - Up To 48"	\$190
PB72	Plinth Base - 49" to 72"	\$320
CAS	3" Casters	\$25 each
2FO	Two Fabric Option	\$98
GD	Ganging Brackets for Metal/Wood Legs	\$52

GBP	Ganging Bracket for Plinth Base	\$110
UFB	Unfinished Plinth Base (deduct from plinth option)	Deduct \$80
TAB-()	Swivel Tablet Non-Removable (specify A, B or C, left or right arm)	\$395
TABF-()	Fixed Tablet (outside, specify (L/R), shape A, B or C)	\$370
TABFB-()	Fixed Tablet (blade, specify (L/R), shape A, B or C)	\$370
SST	Solid Surface Tablet Arm - add to tablet option	\$125
LAM5	Non-standard laminate (5 tablets or less)	\$250 ea. tablet
WAC	Single Wood Arm Cap	\$89
PAC	Poly Arm Cap - Standard Black/Charcoal	\$69 each



"S" CONFIGURATION: SIX 60° CURVE UNITS, TWO 60° BACKLESS CURVE UNITS WITH CABANA OCCASIONAL TABLES



"S" Configuration Includes:

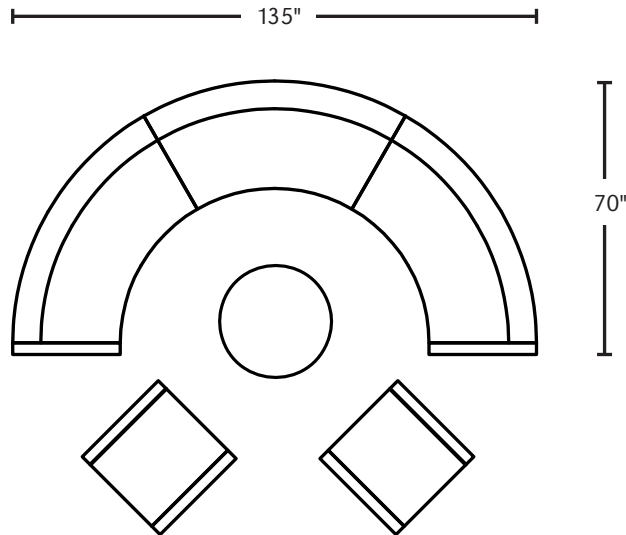
- 04 - 8318 60° Inside Curve Unit
- 02 - 8338 60° Inside Curve Backless Unit
- 02 - CAB36D 36" Round Table
- 05 - Ganging Brackets

Pricing (COM):

\$8424
\$3628
\$2710
\$260
<u>\$15022 list</u>



THREE 60° CURVE UNITS, TWO OUTSIDE ARMS, TWO LOUNGE UNITS AND
36" ROUND CABANA TABLE WITH COVE POWER OPTION



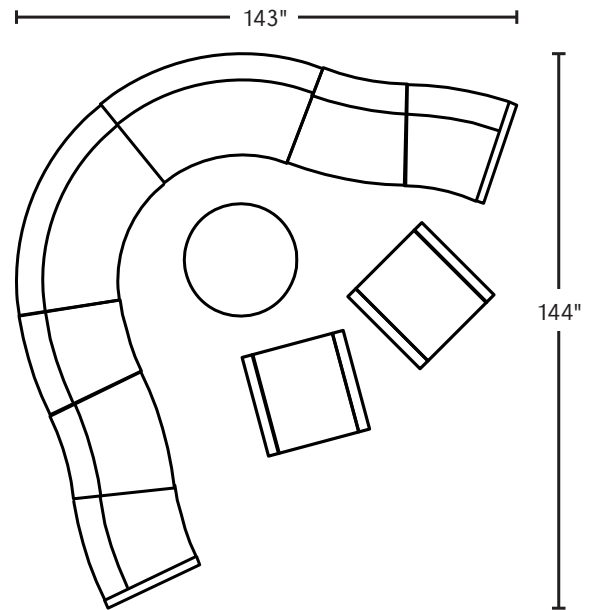
ARC CONFIGURATION

Arc Configuration Includes:	Pricing (COM):
03 - 8318 60° Inside Curve Units	\$6318
02 - 8403 Lounge Single Seat Unit	\$3078
02 - 8358L/R L/R Arms	\$450
01 - CAB36S Cabana Table	\$1565
01 - Cove Electrical Option	\$467
02 - Ganging Brackets	\$104
	<hr/>
	\$11982 list



SERPENTINE CONFIGURATION

TWO 60° CURVE UNIT, TWO 30° INSIDE CURVE UNITS, TWO 45° OUTSIDE CURVE UNIT, ONE 45° INSIDE CURVE UNIT AND OUTSIDE ARMS WITH A 36" ROUND OCCASIONAL TABLE

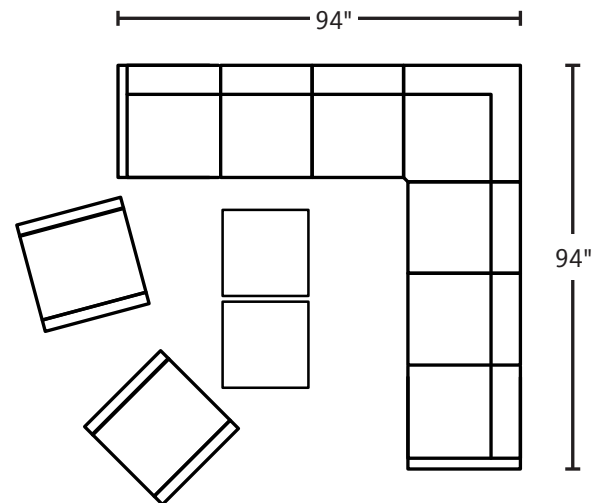


Serpentine Configuration Includes:	Pricing (COM):
02 - 8318 60° Inside Curve Modules	\$4212
02 - 8308 30° Inside Curve Moduels	\$2206
02 - 8316 45° Outside Curve Modules	\$3620
02 - 8403 Single Seat Lounge	\$3078
02 - 8358L/R L/R Arms	\$450
01 - CAB36D 36" Round Table	\$1355
06 - Ganging Brackets	\$312
01 - Cove Electrical Option	\$467
	<hr/>
	\$15700 list



"L" SHAPE CONFIGURATION

ONE CORNER UNIT, SIX STRAIGHT UNITS,, TWO OUTSIDE ARMS, TWO LOUNGE UNITS AND TWO CABANA OCCASIONAL TABLES FEATURING COVE POWER OPTION



"L" Configuration Includes:	Pricing (COM):
06 - 8304 30" Straight Unit	\$7128
01 - 8386 Corner Unit	\$1952
02 - 8358L/R L/R Arms	\$450
02 - CAB36S 36" Square Table	\$3130
02 - 8403 Single Seat Lounge	\$3078
06 - Ganging Brackets	\$312
02 - Cove Electrical Option	\$882
	<hr/>
	\$16932 list

RAVEN OCCASIONAL TABLE & CURIO

The Raven curio and occasional tables feature open construction, perfect for common areas or waiting rooms. The curio offers two sizes to fit inline with standard or low back modular units. The occasional tables have open fronts with closed or open back offering great flexibility. Fully laminated construction is supported by 2" diameter steel tube legs in your choice of powder coat colors or optional wood or polished chrome.



STANDARD BACK - 33" HEIGHT

RAVEN MODULAR LOUNGE AND STANDARD BACK CURIOS WITH OPEN OCCASIONAL TABLE

ORDERING INFORMATION

- | | |
|--------------------------|--------------------------|
| 1) Series Name | 5) Laminate Selection |
| 2) Model Number | 6) Optional 2nd Laminate |
| 3) Quantity | 7) Optional Items |
| 4) Powder Coat Leg Color | |

OPTIONS

- CODE: 2LC - Two Color Laminate Choices
- CODE: PC - Polished Chrome Legs
- CODE: WOD - Wood Legs.
- TABLE ACCESSORIES - Wire Management, Power & Communication Options - see Accessories section in price list or call for quote.

RAVEN SPECIFICATIONS

Table

Table core is CARB Phase I & Phase II Compliant. Laminate and phenolic backing are glued with water based adhesives.

Table Tops

ERG offers over 1000 standard laminate choices from Nevamar, Wilsonart, Formica and Pionite. Solid Surface, 3Form Chroma and stone table tops will be quoted upon request.

Metal Legs

Legs are of 2" diameter 3" tall, round steel tubing. Legs are sandblasted prior to final powder coating in your choice of standard powder coat colors. Legs have a factory installed poly vinyl glide.



STANDARD BACK CURIO / POWER-DATA



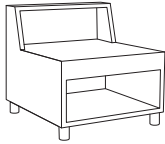
LOW BACK CURIO



STANDARD BACK CURIO / POWER-DATA

MODEL / DESCRIPTION / LIST PRICING

RAVEN CURIO | LOW BACK



Model Number	Model Description	Curio Size	Overall Height	Shpg. Weight	LAMINATE
RAVCUR27	Occasional	24" x 26"	27"	95 lbs.	\$2988

RAVEN CURIO | STANDARD BACK



Model Number	Model Description	Curio Size	Overall Height	Shpg. Weight	LAMINATE
RAVCUR33	Occasional	24" x 26"	33"	140 lbs.	\$3398



RAVEN LOUNGE WITH RAVEN CURIO

OPTIONS

Add upcharge to list price and code to model number

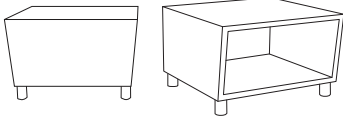
2LC	Two Color Laminate Choices	\$175	WOD	Wood Legs	\$24 each
PC	Polished Chrome Legs	\$25 each			



ANGLED / OPEN FRONT & BACK

MODEL / DESCRIPTION / LIST PRICING

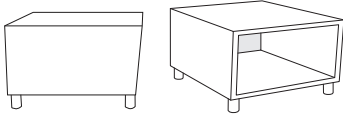
RAVEN OCCASIONAL TABLES | ANGLED BOTH ENDS / OPEN FRONT & BACK



Model Number	Model Description	Table Top Size	Table Height	Table Shape	Shpg. Weight	LAMINATE
--------------	-------------------	----------------	--------------	-------------	--------------	----------

ORAVABO	Occasional	24" x 26"	17"	Rectangular	40 lbs.	\$1770
----------------	------------	-----------	-----	-------------	---------	--------

RAVEN OCCASIONAL TABLES | FRONT ANGLED / CLOSED BACK



Model Number	Model Description	Table Top Size	Table Height	Table Shape	Shpg. Weight	LAMINATE
--------------	-------------------	----------------	--------------	-------------	--------------	----------

ORAVFAC	Occasional	24" x 26"	17"	Rectangular	40 lbs.	\$1780
----------------	------------	-----------	-----	-------------	---------	--------



RAVEN OCCASIONAL TABLES PROFILE VIEW
(ANGLED BOTH ENDS)

OPTIONS

Add upcharge to list price and code to model number

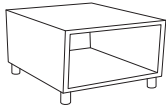
2LC	Two Color Laminate Choices	\$175	WOD	Wood Legs	\$24 each
PC	Polished Chrome Legs	\$25 each			



STRAIGHT FRONT / CLOSED BACK

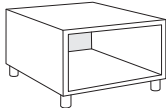
MODEL / DESCRIPTION / LIST PRICING

RAVEN OCCASIONAL TABLES | STRAIGHT BOTH ENDS / OPEN FRONT & BACK



Model Number	Model Description	Table Top Size	Table Height	Table Shape	Shpg. Weight	LAMINATE
ORAVSBOB	Occasional	24" x 26"	17"	Rectangular	40 lbs.	\$1711

RAVEN OCCASIONAL TABLES | STRAIGHT BOTH ENDS / CLOSED BACK



Model Number	Model Description	Table Top Size	Table Height	Table Shape	Shpg. Weight	LAMINATE
ORAVSBCB	Occasional	24" x 26"	17"	Rectangular	40 lbs.	\$1740

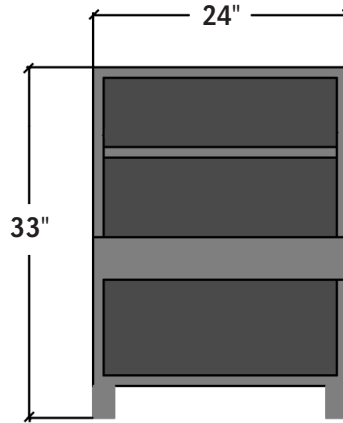
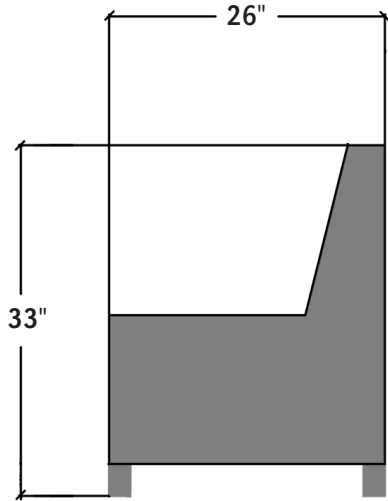


RAVEN CONFIGURATION

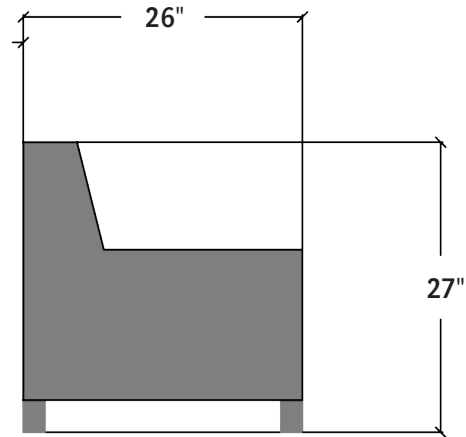
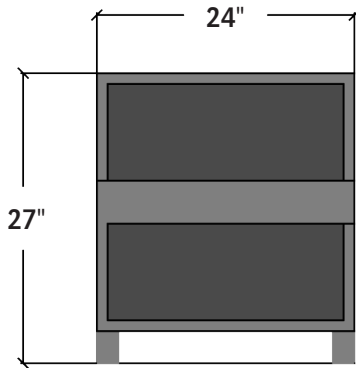
OPTIONS

Add upcharge to list price and code to model number

2LC	Two Color Laminate Choices	\$175	WOD	Wood Legs	\$24 each
PC	Polished Chrome Legs	\$25 each			



STANDARD BACK



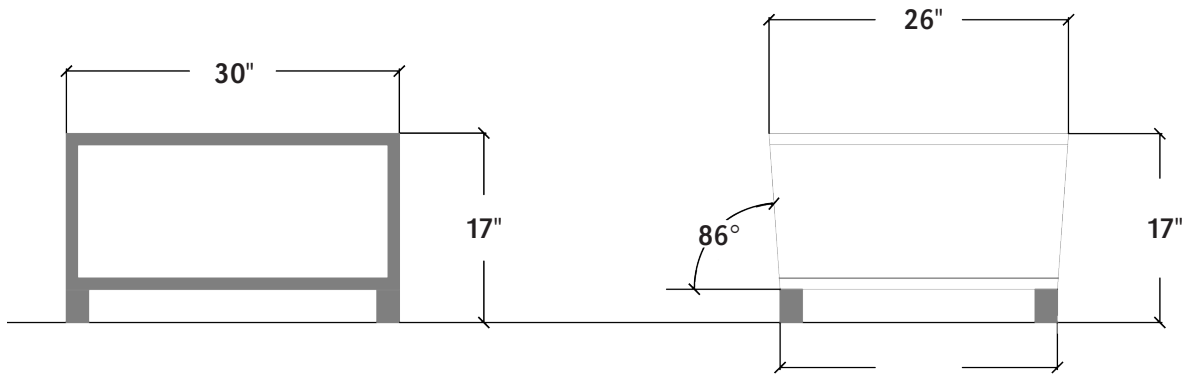
LOW BACK



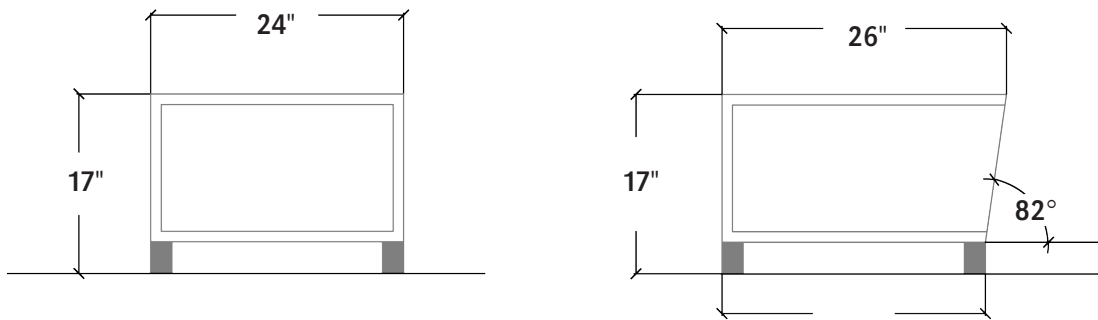
STANDARD BACK CURIO / POWER-DATA



LOW BACK CURIO



OCCASIONAL TABLE - OPEN BOTH ENDS W/ ANGLED FRONT & BACK



OCCASIONAL TABLE - CLOSED BACK W/ FRONT ANGLE



ANGLE FRONT / OPEN FRONT & BACK



STRAIGHT FRONT / CLOSED BACK

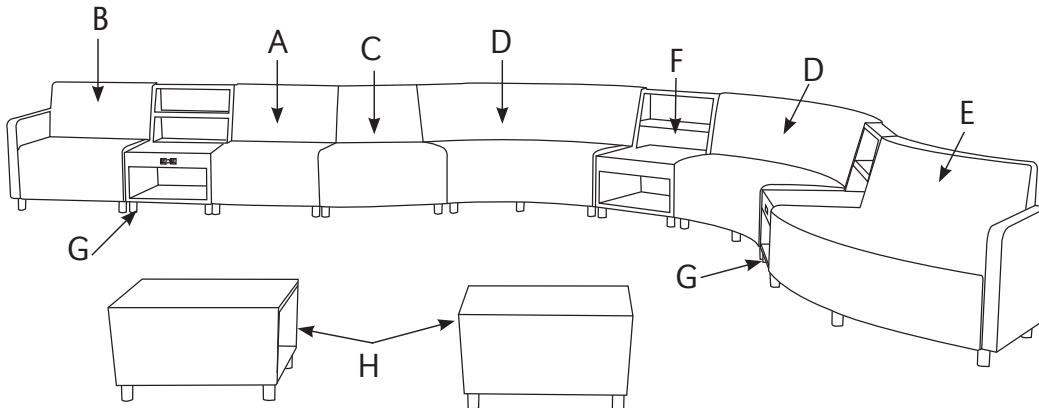


RAVEN MODULAR LOUNGE AND CURIO WITH ANGLE FRONT, OPEN BACK OCCASIONAL TABLE

RAVEN CONFIGURATION INCLUDES:..... Pricing (COM)

A) 01 Straight Unit	\$1,188
B) 01 Straight Unit with one Arm	\$1,406
C) 01 Outside 60° Curve Unit	\$2,159
D) 02 Inside 60° Curve Units.....	\$4,212
E) 01 Outside 60° Curve Unit with One Arm	\$2,377
F) 01 Standard Curio.....	\$3,398
G) 02 Standard Curio's with Power/Data Unit.....	\$7,730
H) 02 Angled Both Ends Open Front & Back Occasional Tables	\$3,540

\$26,010





RAVEN MODULAR LOUNGE AND CURIO WITH ANGLE FRONT, CLOSED BACK OCCASIONAL TABLE



RAVEN LOW BACK AND BACKLESS MODULAR UNITS, LOW BACK CURIO WITH CABANA AND RAVEN OPEN TABLES



4 LEG CHAIR / ARMS /CASTERS

REWIND SERIES

The Rewind chair features a two piece polypropylene shell with a slotted back and a clean out feature. The slotted back design offers style and ventilation. Frames are available in standard polished chrome or optional powder coat color finishes.



BAR STOOLS

ORDERING INFORMATION

To Order Please Specify:

- | | |
|-----------------|-------------------------------|
| 1) Series Name | 4) Optional Powder Coat Color |
| 2) Model Number | 5) Fabric Grade & Number |
| 3) Quantity | 6) Optional Items |

REWIND GENERAL SPECIFICATIONS

Shell

- Rewind polypropylene chairs feature a contoured, perforated backrest and waterfall design seat.
- Backrest features a slotted pattern with 1.125" x .25" rounded rectangles.
Note: Molded polypropylene material is shatter proof and scratch resistant. Gentle flex back.

Upholstery

- Seat insert is upholstered over 1/2" foam.
- Seat can be upholstered with choice of fabric, vinyl, crypton, leather or approved COM.

Frame - Four Legged

- Chair frames are made of .875" diameter, 16 gauge steel tubing with hand brazed welds. Factory installed adjustable steel glides.

Glides

- Factory installed self leveling steel glides.

Stacking

- 4-leg models stack 10 high on dolly.
- 4-leg with arms 4 high.
- Bar stool 2-3 high

COLORS / FINISHES

Frame Finish Colors:

Standard polished chrome frame finish.

Optional standard powder coat colors available with upcharge.

8 Shell Colors with Matching Color Arms:

- | | |
|------------|-------------|
| • Black | • White |
| • Beige | • Navy Blue |
| • Charcoal | • Red |
| • Yellow | • Green |

OPTIONS

- CODE: FR - CA133 Fire Retardant.
- CODE: MB - Moisture Barrier.
- CODE: SF - Powder Coat Frame Color
- CODE: AGF - Fold out Ganging (includes SPN)
- CODE: SPN - Plastic Seat Pan to Protect Upholstery (Recommended for stacking chairs with UPH seats)
- CODE: CH - Counter Height (24" seat height)
- CODE: SH - Specialty Height (any custom height)



UPHOLSTERED SEAT INSERT



OPTIONAL SEAT PAN TO PROTECT UPHOLSTERY

DIMENSIONS	4-Leg	4-Leg Arms
Seat Width:	17.5"	19.75"
Seat Depth:	18.25"	18.25"
Seat Height:	18.25"	18.25"
Arm Height	-	27"
Back Height:	33"	33"
Overall Width:	20"	22.75"
Overall Depth:	22"	22"
Qty./Wt. per carton:	3 ea./48 lbs.	3 ea./48 lbs.



4 LEGGED CHAIR



4 LEGGED CHAIR WITH ARMS

MODEL / DESCRIPTION / LIST PRICING



7600 4-Legged Side Chair



Chair
\$250



7601 4-Legged Side Chair - Upholstered Seat Insert

COM Yardage: 0.75 Yard

COM	GR1	GR2	GR3	GR4	GR5	GR6	GR7	GR8	GR9	GR10	LEA
\$345	\$369	\$384	\$399	\$415	\$431	\$449	\$467	\$486	\$505	\$525	\$621



7604 4-Legged Arm Chair

Chair
\$336



7605 4-Legged Arm Chair - Upholstered Seat Insert

COM Yardage: 0.75 Yard

COM	GR1	GR2	GR3	GR4	GR5	GR6	GR7	GR8	GR9	GR10	LEA
\$429	\$460	\$478	\$497	\$517	\$538	\$559	\$581	\$605	\$629	\$654	\$773

8 PLASTIC SHELL COLORS



OPTIONS

Add upcharge to list price and code to model number

FR	CA133 Fire Retardant per yard.	\$90/yd.
MB	Moisture Barrier - Standard and MID Seats	\$68
SF	Powder Coat Finish - Chair	\$38

#196	Stacking Chair Dolly	\$483
SPN	Plastic Seat Pan to protect upholstery (Black)	\$32
AGF	Fold Out Ganging	\$60

DIMENSIONS	4-Leg w/ Casters	Arm Chair w/ Casters
Seat Width:	17.5"	19.75"
Seat Depth:	18.25"	18.25"
Seat Height:	18.25"	18.25"
Arm Height:	-	27"
Back Height:	33"	33"
Overall Width:	20"	22.75"
Overall Depth:	22"	22"
Qty./Wt. per carton:	1 ea./48 lbs.	1 ea./48 lbs.

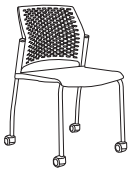


4 LEGGED WITH CASTERS



4 LEGGED WITH ARMS AND CASTERS

MODEL / DESCRIPTION / LIST PRICING



7608 4-Legged Side Chair with Casters

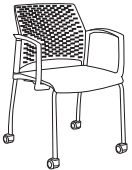
Chair
\$321



7609 4-Legged Side Chair with Casters - Upholstered Seat Insert

COM Yardage: 0.75 Yard

COM	GR1	GR2	GR3	GR4	GR5	GR6	GR7	GR8	GR9	GR10	LEA
\$419	\$448	\$466	\$485	\$504	\$524	\$545	\$567	\$590	\$613	\$638	\$754



7612 4-Legged Arm Chair and Casters

Chair
\$407




7613 4-Legged Arm Chair with Casters - Upholstered Seat Insert

COM Yardage: 0.75 Yard

COM	GR1	GR2	GR3	GR4	GR5	GR6	GR7	GR8	GR9	GR10	LEA
\$501	\$537	\$558	\$580	\$603	\$627	\$653	\$678	\$706	\$734	\$763	\$903

8 PLASTIC SHELL COLORS



OPTIONS

Add upcharge to list price and code to model number

FR	CA133 Fire Retardant per yard.	\$90/yd.
MB	Moisture Barrier - Standard and MID Seats	\$68
SF	Powder Coat Finish - Chair	\$38

#196	Stacking Chair Dolly	\$483
SPN	Plastic Seat Pan in Black	\$32
AGF	Fold Out Ganging	\$60

DIMENSIONS	Stool	Stool w/ Arms
Seat Width:	17.5"	19.75"
Seat Depth:	18"	18"
Seat Height:	29.5"	29.5"
Arm Height	-	38.25"
Back Height:	44"	44"
Overall Width:	20.25"	22.75"
Overall Depth:	20.25"	20.25"
Qty./Wt. per carton:	2 ea./48 lbs.	1 ea./48 lbs.



BAR STOOL



BAR STOOL WITH ARMS

MODEL / DESCRIPTION / LIST PRICING



7616 Bar Stool



Chair
\$461



7617 Bar Stool - Upholstered Seat Insert

COM Yardage: 0.75 Yard

COM	GR1	GR2	GR3	GR4	GR5	GR6	GR7	GR8	GR9	GR10	LEA
\$555	\$594	\$618	\$643	\$669	\$695	\$723	\$752	\$782	\$813	\$846	\$1000



7620 Bar Stool with Arms

Chair
\$572



7621 Bar Stool with Arms / Upholstered Seat Insert

COM Yardage: 0.75 Yard

COM	GR1	GR2	GR3	GR4	GR5	GR6	GR7	GR8	GR9	GR10	LEA
\$670	\$717	\$746	\$776	\$806	\$839	\$873	\$907	\$944	\$982	\$1021	\$1206

NOTE: BAR STOOL W/ARMS ARE NOT STACKABLE

8 PLASTIC SHELL COLORS




OPTIONS

Add upcharge to list price and code to model number

FR	CA133 Fire Retardant per yard.	\$90/yd.
MB	Moisture Barrier - Standard and MID Seats	\$68
SF	Powder Coat Finish - Bar Stool	\$58

SPN	Plastic Seat Pan to protect upholstery (Black)	\$32
CH	Counter Height (24" seat height)	\$28
SH	Specialty Height (any custom height)	\$28



TRAINING ROOM SETTING.

4 LEGGED CHAIRS FEATURING UPHOLSTERED SEAT INSERT WITH LUNA TRAINING TABLES



DINING ROOM SETTING.

REWIND CHAIRS WITH BRANDON CAFE TABLES AND NEWPORT BANQUETTES



CLASSROOM SETTING.

ARM CHAIRS FEATURING UPHOLSTERED SEAT INSERT WITH CUSTOM LUNA TRAINING TABLES



LECTURE HALL SETTING.



4 LEGGED CHAIR



ARM CHAIR WITH UPHOLSTERED SEAT



ARM CHAIR WITH COLOR MATCHED 5 STAR SWIVEL BASE



4 LEGGED CHAIR WITH CASTERS



REWIND BAR STOOL AND CORSA BAR HEIGHT TABLE



REWIND BAR STOOL WITH CUSTOM CURVE TIVOLI BANQUETTE FEATURING BAR HEIGHT COUNTER



EASY FOLDOUT GANGING (FACTORY INSTALLED ONLY)



ROUNDED RECTANGLE PERFORATION (1/4" X 1 1/8")



ARM DETAILS (FACTORY INSTALLED ONLY)



PLASTIC SEAT PAN TO PROTECT UPHOLSTERY (FACTORY INSTALLED ONLY)



BEAM SEATING (2,3,4 SEATING AVAILABLE)





ALUMINUM SWIVEL BASE

REWIND SWIVEL SERIES

The Rewind swivel features a two piece polypropylene shell with a slotted back and a clean out feature. The slotted back design offers style and ventilation. Upholstered seat insert are available. High chair kit available in two height extensions.



BLACK POLY 5 STAR BASE

ORDERING INFORMATION

To Order Please Specify:

- | | |
|-----------------|-------------------------------|
| 1) Series Name | 4) Fabric Grade & Number |
| 2) Model Number | 5) Optional Items |
| 3) Quantity | 6) Specify 8" or 10" high kit |

REWIND GENERAL SPECIFICATIONS

Shell

- Rewind polypropylene chairs feature a contoured, perforated backrest and waterfall design seat.
- Backrest features a slotted pattern with 1.125" x .25" rounded rectangles.
Note: Molded polypropylene material is shatter proof and scratch resistant. Gentle flex back.

Upholstery

- Seat insert is upholstered over 1/2" foam.
- Seat can be upholstered with choice of fabric, vinyl, crypton, leather or approved COM.

Five Star

- Five-star bases have gas cylinders with pneumatic height adjustment.
- High chair kit consists of 8" or 10" extended piston with adjustable chrome foot ring. (Priced in)
- **Standard dual wheel casters** or optional glides in black high impact plastic.

Chair Controls

- Swivel
- Pneumatic height adjustment
- No tilt
- Chair frame is slightly tilted for seating comfort

COLORS / FINISHES

Base Finish Colors:

Standard polished aluminum 5-star base.

Optional powder coat color matched base available with upcharge.
Optional impact resistant black poly 5-star base.

8 Shell Colors with Matching Color Arms:

- | | |
|------------|-------------|
| • Black | • White |
| • Beige | • Navy Blue |
| • Charcoal | • Red |
| • Yellow | • Green |

Optional Color Match Base Colors:

- | | |
|-------------|-----------------|
| • Black | • Canary Yellow |
| • White | • Charcoal |
| • Navy Blue | • Liberty Red |

Note: 6 chair minimum for color matched base option.

To be the same powder coat color for all six.

OPTIONS

- CODE: FR - CA133 Fire Retardant.
- CODE: MB - Moisture Barrier.
- CODE: CM5 - Color Match Base
- CODE: B5 - Impact Resistant Black Poly Base
- CODE: GC - Black Glides for 5 star base.
- CODE: CAS5 - Two-Tone Self Braking Casters (Gray/Black) - set of 5



STANDARD ALUMINUM SWIVEL BASE



SWIVEL CHAIR GLIDES

DIMENSIONS	Swivel	Swivel w/ Arms
Seat Width:	17.5"	19.75"
Seat Depth:	18"	18"
Seat Height:	15.5" - 20.5"	15.5" - 20.5"
Arm Height	-	29.5" - 34.5"
Back Height:	30" - 35"	30" - 35"
Overall Width:	26.25"	26.25"
Overall Depth:	26.25"	26.25"
Qty./Wt. per carton:	1 ea./25 lbs.	1 ea./25 lbs.

Note: For more details on Rewind Swivel see Swivel Section



SWIVEL CHAIR WITH STANDARD ALUMINUM BASE



SWIVEL ARM CHAIR WITH OPTIONAL COLOR MATCHED 5-STAR BASE AND OPTIONAL TWO TONE SELF BRAKING CASTERS

MODEL / DESCRIPTION / LIST PRICING



7624 Swivel Chair

Chair
\$433



7625 Swivel Chair - Upholstered Seat Insert

COM Yardage: 0.75 Yard

COM	GR1	GR2	GR3	GR4	GR5	GR6	GR7	GR8	GR9	GR10	LEA
\$525	\$562	\$584	\$608	\$632	\$657	\$683	\$711	\$739	\$769	\$800	\$945



7628 Swivel Arm Chair

Chair
\$546



7629 Swivel Arm Chair - Upholstered Seat Insert

COM Yardage: 0.75 Yard

COM	GR1	GR2	GR3	GR4	GR5	GR6	GR7	GR8	GR9	GR10	LEA
\$608	\$651	\$677	\$704	\$732	\$761	\$791	\$823	\$856	\$890	\$926	\$1094

8 PLASTIC SHELL COLORS



OPTIONS

Add upcharge to list price and code to model number

FR	CA133 Fire Retardant per yard.	\$90/yd.
MB	Moisture Barrier - Per Seat	\$68
CM5	Color Match Base	\$28

B5	Impact Resistant Black Poly Base	deduct \$28 list
GC	Black Glides for 5 star base	\$28
CAS5	Two-Tone Self Braking Casters (set of 5)	\$45

DIMENSIONS	H8	H8 with Arms	H10	H10 with Arms
Seat Width:	17.5"	19.75"	17.5"	19.75"
Seat Depth:	18"	18"	18"	18"
Seat Height:	21.5 - 29"	21.5 - 29"	26" - 36"	26" - 36"
Arm Height	-	30.5" - 38"	-	35" - 45"
Back Height:	37"- 44.5"	37"- 44.5"	41.5" - 51.5"	41.5" - 51.5"
Overall Width:	26.25"	26.25"	26.25"	26.25"
Overall Depth:	26.25"	26.25"	26.25"	26.25"
Qty./Wt. per carton:	1 ea./28 lbs.	1 ea./28 lbs.	1 ea./28 lbs.	1 ea./28 lbs.



SWIVEL ARM CHAIR WITH HI-CHAIR KIT AND STANDARD ALUMINUM BASE AND OPTIONAL TWO TONE SELF BRAKING CASTERS

MODEL / DESCRIPTION / LIST PRICING



7624-H8
7624-H10

Swivel Chair with High Chair Kit

Chair
\$548



7625-H8
7625-H10

Swivel Chair with High Chair Kit - Upholstered Seat Insert

COM Yardage: 0.75 Yard

COM	GR1	GR2	GR3	GR4	GR5	GR6	GR7	GR8	GR9	GR10	LEA
\$639	\$684	\$712	\$740	\$770	\$800	\$832	\$866	\$900	\$936	\$974	\$1151



7628-H8
7628-H10

Swivel Arm Chair with High Chair Kit

Chair
\$630



7629-H8
7629-H10

Swivel Arm Chair with High Chair Kit - Upholstered Seat Insert

COM Yardage: 0.75 Yard

COM	GR1	GR2	GR3	GR4	GR5	GR6	GR7	GR8	GR9	GR10	LEA
\$722	\$773	\$804	\$836	\$869	\$904	\$940	\$978	\$1017	\$1058	\$1100	\$1300

8 PLASTIC SHELL COLORS



OPTIONS

Add upcharge to list price and code to model number

FR	CA133 Fire Retardant per yard.	\$90/yd.
MB	Moisture Barrier - Per Seat	\$68
CM5	Color Match Base	\$28

B5	Impact Resistant Black Poly Base	deduct \$28 list
GC	Black Glides for 5 star base	\$28
CAS5	Two-Tone Self Braking Casters (set of 5)	\$45



SWIVEL RED ARM CHAIR WITH
COLOR MATCHED PAINTED ALUMINUM BASE



SWIVEL YELLOW ARM CHAIR WITH
COLOR MATCHED PAINTED ALUMINUM BASE



SWIVEL NAVY BLUE ARM CHAIR WITH
COLOR MATCHED PAINTED ALUMINUM BASE

OPTIONAL COLOR MATCHED BASES AVAILABLE IN THESE SIX COLORS

(PLEASE SEE DETAILS ON FRONT PAGE)



SWIVEL BLACK ARM CHAIR WITH
COLOR MATCHED PAINTED ALUMINUM BASE



SWIVEL WHITE ARM CHAIR WITH
COLOR MATCHED PAINTED ALUMINUM BASE



SWIVEL CHARCOAL ARM CHAIR WITH COLOR
MATCHED PAINTED ALUMINUM BASE



ROLA MODULAR COLLECTION

The Rola offers a sleek, modern look and unlimited design possibilities. Straight and curved wedges create S- and C-shapes, Figure 8's, and many more. The Rola column is a customizable option in full or half round, that completes a look or can stand alone. Choose varied column height for an exciting finished space!



ORDERING INFORMATION

To Order Please Specify:

- 1) Series Name
- 2) Model Number
- 3) Quantity
- 4) Fabric Grade & Number
- 5) Powder Coat Color for Legs
- 6) Leg Type (for ganging applications)
- 7) Optional Items

ROLA GENERAL SPECIFICATIONS

Frame

Frame assembly is constructed of 100% solid hardwood, milled on 4 sides to 1" thickness. No plywood is used. All foam is fully bonded to frame. Seat cushions are 5" graded high resiliency (H.R.) block foam, covered entirely with special bonded polyester fiber to protect final upholstery.

Upholstery

Seat and back are covered in choice of fabric, vinyl, crypton, leather or COM. ERG uses only water based glues and adhesives in our upholstery process.

Metal Legs

Rola Legs are made of 14 gauge rectangular tubular steel with hand brazed welds. Choose either freestanding (#806) legs for re-configurable modular benches or combine with inside (#808) legs to gang benches into a configuration.

Glides

Factory installed black nylon glides.

Tables

Coordinate with Dion Occasional Tables. Column Top Plates may serve as Table Tops for some systems.

COLORS / FINISHES

Frame Finish Colors:

Standard powder coat colors available.

OPTIONS

- CODE: FR - CA133 Fire Retardant.
- CODE: MB - Moisture Barrier (up to 60" overall width).
- CODE: 2FO - Two Fabric Option.
- CODE: SBH - Special Height.
- CODE: PC - Polished Chrome Legs.
- CODE: - Polished Chrome Legs.

Note: Factory installed power/data available, see accessories section for details and pricing.



FREESTANDING (#806) LEGS



INSIDE (#808) LEGS



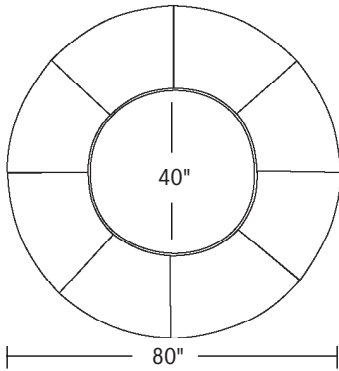
Full circle configuration with 8 wedge units and one full column/backrest



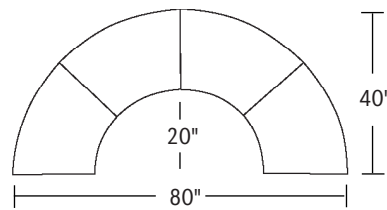
Half circle (against a wall) configuration with 4 wedges and half column/backrest. Seats approximately four.



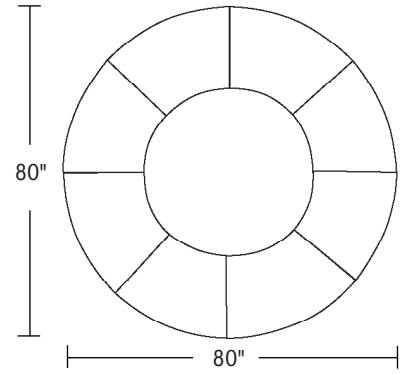
Use of Benches/Wedges for reconfigurable designs. 8 wedges make a full circle.



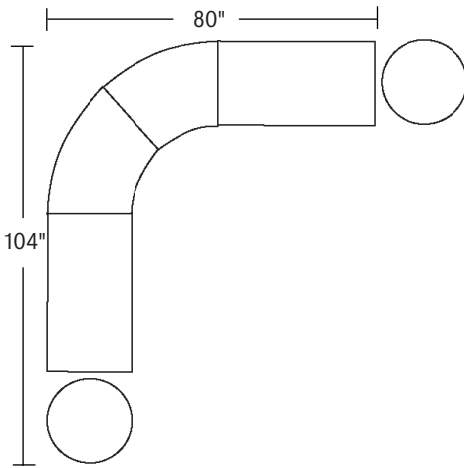
Full Circle with Full Column



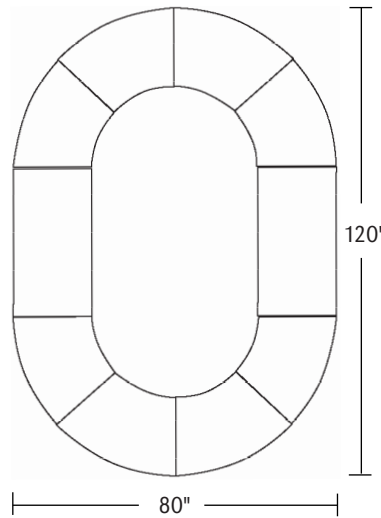
Half Circle



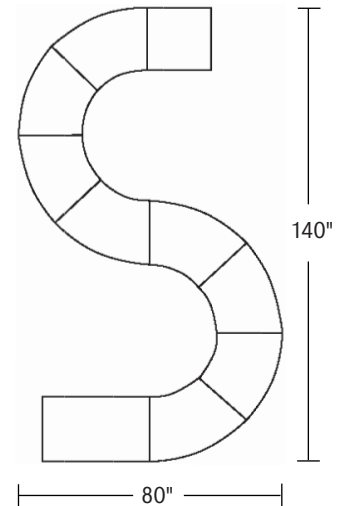
Full Circle



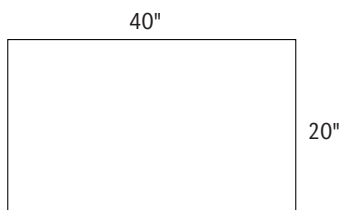
Corner Configuration



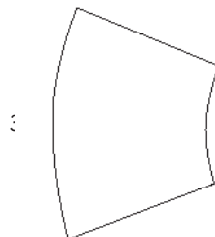
Oval Configuration



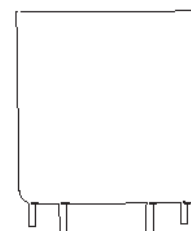
S configuration




2 Seat Bench Top View



Wedge Unit Top View

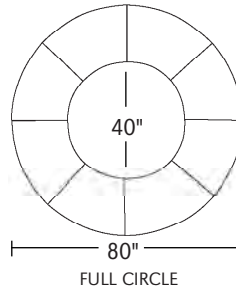


Tall Column Profile

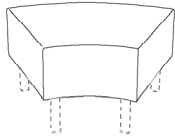


Column Profile

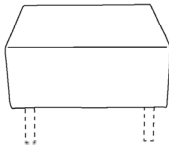
DIMENSIONS	1/8 Wedge	Ottoman	2-Seat Bench
Overall Depth:	20"	20"	20"
Overall Width:	30"	20"	40"
Seat Height:	17.5"	17.5"	17.5"
Inside Diameter:	15"	-	-
Outside Diameter:	30"	-	-
Qty./Wt.:	1 ea./24 lbs.	1 ea./25 lbs.	1 ea./65 lbs.




MODEL / DESCRIPTION / LIST PRICING



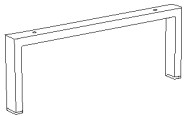
800	1/8 Wedge - 45°										COM Yardage: 1.5 Yds.	
COM	GR1	GR2	GR3	GR4	GR5	GR6	GR7	GR8	GR9	GR10	LEA	
\$987	\$1056	\$1098	\$1141	\$1188	\$1235	\$1284	\$1335	\$1388	\$1444	\$1502	\$1776	



802	1-Seat Bench										COM Yardage: 1.25 Yds.	
COM	GR1	GR2	GR3	GR4	GR5	GR6	GR7	GR8	GR9	GR10	LEA	
\$846	\$905	\$941	\$979	\$1018	\$1059	\$1101	\$1145	\$1191	\$1238	\$1288	\$1522	



804	2-Seat Bench										COM Yardage: 2 Yds.	
COM	GR1	GR2	GR3	GR4	GR5	GR6	GR7	GR8	GR9	GR10	LEA	
\$1382	\$1479	\$1538	\$1600	\$1663	\$1730	\$1799	\$1872	\$1946	\$2024	\$2105	\$2487	

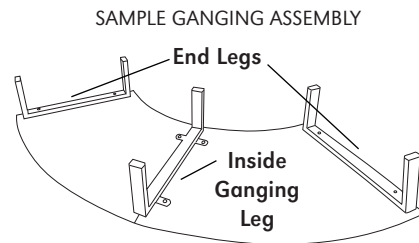


806	End Leg - for ottomans, end/outside legs on modular units, and other non-ganging modular units										
END LEG											
\$267											



808	Inside Ganging Leg - for ganging Rola wedges and benches										
GANGING LEG											
\$306											

Note: For a single wedge unit use two End Legs. For two wedge units together, use two End Legs plus one Inside Ganging Leg.
COM Note: For material with pattern repeat add 10% more fabric.




OPTIONS

Add upcharge to list price and code to model number

FR	CA133 Fire Retardant per yard	\$90/yd
MB	Moisture Barrier - up to 60" width	\$125 each
2FO	Two Fabric Option	\$98

SBH	Special Height	\$295
PC	Polished Chrome Legs - per leg	\$65

DIMENSIONS	Full Column	Half Column
Width:	40" Dia.	40" Dia.
Depth:	40" Dia.	20" Radius
Height:	36" and 42"	36" and 42"
Overall Width:	40"	40"
Overall Depth:	40"	20"
Qty./Wt.:	1 ea./84 lbs.	1 ea./55 lbs.



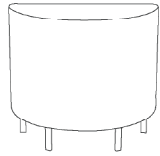
TALL FULL COLUMN



HALF COLUMN

Note: Column pricing include legs and ganging hardware.

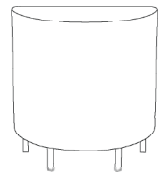
MODEL / DESCRIPTION / LIST PRICING



810 Half Column / Backrest - 36" Height

COM Yardage: 3.5 Yds.

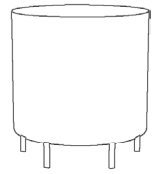
COM	GR1	GR2	GR3	GR4	GR5	GR6	GR7	GR8	GR9	GR10	LEA
\$1721	\$1841	\$1915	\$1991	\$2071	\$2154	\$2240	\$2330	\$2423	\$2519	\$2620	\$3097



812 Tall Half Column / Backrest - 42" Height

COM Yardage: 4.5 Yds.

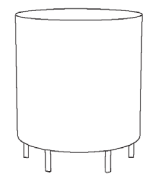
COM	GR1	GR2	GR3	GR4	GR5	GR6	GR7	GR8	GR9	GR10	LEA
\$2055	\$2199	\$2287	\$2378	\$2473	\$2572	\$2675	\$2782	\$2893	\$3009	\$3129	\$3699



814 Full Column / Backrest - 36" Height

COM Yardage: 5 Yds.

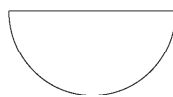
COM	GR1	GR2	GR3	GR4	GR5	GR6	GR7	GR8	GR9	GR10	LEA
\$3057	\$3271	\$3402	\$3538	\$3680	\$3827	\$3980	\$4140	\$4305	\$4477	\$4657	\$5503



816 Tall Full Column / Backrest - 42" Height

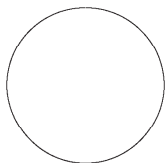
COM Yardage: 5.5 Yds.

COM	GR1	GR2	GR3	GR4	GR5	GR6	GR7	GR8	GR9	GR10	LEA
\$3287	\$3516	\$3658	\$3804	\$3956	\$4114	\$4279	\$4450	\$4628	\$4813	\$5006	\$5916



818 Half Column Top Plate - 40" Diameter Half Circle

LAMINATE	WOOD VENEER	GLASS	SOLID SURFACE
\$289	\$568	\$613	CALL



820 Full Column Top Plate - 40" Diameter

LAMINATE	WOOD VENEER	GLASS	SOLID SURFACE
\$546	\$868	\$948	CALL

OPTIONS

Add upcharge to list price and code to model number

FR	CA133 Fire Retardant per yard	\$90/yd
2FO	Two Fabric Option	\$98

SBH	Special Height	\$295
PC	Polished Chrome Legs - per column	\$95

ROYCE COLLECTION

The Royce Collection are fully upholstered arm chairs offered in choice of fabric with metal legs or rounded edge wood leg frame.

Metal



ROYCE TEN



ROYCE TWENTY



ROYCE THIRTY



ROYCE FORTY

ORDERING INFORMATION

To Order Please Specify:

- | | |
|-----------------|-------------------------------|
| 1) Series Name | 4) Fabric Grade & Number |
| 2) Model Number | 5) Two or Three Fabric Option |
| 3) Quantity | 6) Optional Items |

OPTIONS

- CODE: FR - CA133 Fire Retardant.
- CODE: MB - Moisture Barrier.
- CODE: 2FO - 2 Fabric Option. When seat and back are upholstered in two different fabrics of your choice.
- CODE: PC - Polished Chrome frame.

ROYCE GENERAL SPECIFICATIONS

Shell

A minimum of 20" inside seat inside width. All models offer 100% more back support and comfort.

Seat

5" thick high resiliency foam with a seat frame made out of hardwood with flexible webbing installed for added support and soft sit. Steel welded frame is machine screwed to wood frame for durability.

COM Fabric Testing

Due to the complexity of the upholstery process of the Royce, please submit your COM for testing. A 10"x10" sample is required.

Upholstery

High resiliency foam, covered throughout by Dacron to protect final upholstery.

Metal Base

Legs are 14-gauge, .875" diameter steel tubing in standard polished chrome. powder coat colors are optional.

Wood Base

Rounded edge solid maple wood frame and legs. Stained with your choice of color.

Wood



ROYCE TEN



ROYCE TWENTY



ROYCE THIRTY



ROYCE FORTY

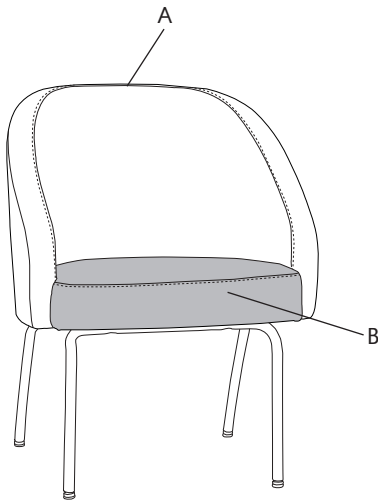


- 19 standard wood stain colors to choose from

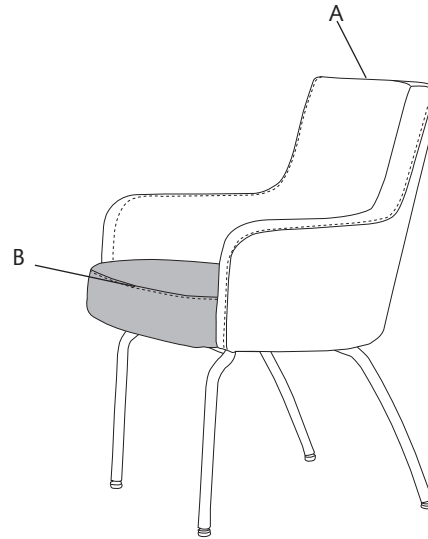


- 29 standard powder coat colors to choose from

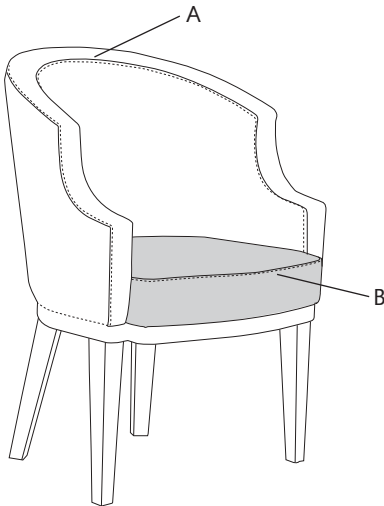
FABRIC PLACEMENT DETAIL
METAL AND WOOD LEGS ON ALL 4 MODELS



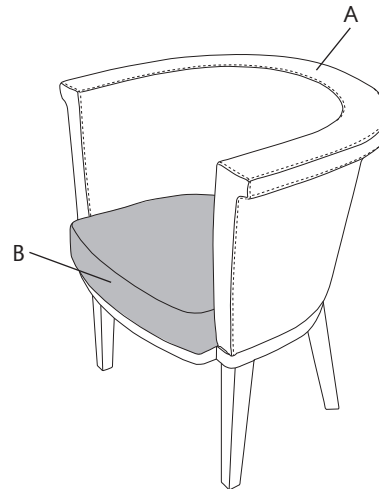
DIMENSIONS	Royce Ten
Overall Height:	34"
Overall Width:	25"
Shell Height:	20"
Shell Width:	25"



DIMENSIONS	Royce Twenty
Overall Height:	34"
Overall Width:	25"
Shell Height:	20"
Shell Width:	25"



DIMENSIONS	Royce Thirty
Overall Height:	34"
Overall Width:	25"
Shell Height:	20"
Shell Width:	25"



DIMENSIONS	Royce Forty
Overall Height:	31"
Overall Width:	28"
Shell Height:	17.5"
Shell Width:	28"

DIMENSIONS	Royce Ten 4-Leg Metal Base	Royce Twenty 4-Leg Metal Base
Seat Height:	18"	18"
Seat Width:	20.5"	20.5"
Seat Depth:	19.5"	19.5"
Overall Height:	34"	34"
Overall Width:	25"	25"
Overall Depth:	25.5"	25.5"
Qty./Wt.:	1 ea./45 lbs.	1 ea./45 lbs.



ROYCE TEN



ROYCE TWENTY

***Polished chrome comes standard on Royce Metal Collection**

MODEL / DESCRIPTION / LIST PRICING



5150M Royce Ten - Metal Legs in polished chrome

COM Yardage: 4.25 Yds. / Back: 3 Yds. / Seat: 1.25 Yds.

COM	GR1	GR2	GR3	GR4	GR5	GR6	GR7	GR8	GR9	GR10	LEA
\$1361	\$1455	\$1514	\$1575	\$1638	\$1703	\$1772	\$1842	\$1916	\$1992	\$2072	\$2449



5152M Royce Twenty - Metal Legs in polished chrome

COM Yardage: 4.25 Yds. / Back: 3.5 Yds. / Seat: 1.25 Yds.

COM	GR1	GR2	GR3	GR4	GR5	GR6	GR7	GR8	GR9	GR10	LEA
\$1389	\$1487	\$1546	\$1609	\$1673	\$1740	\$1809	\$1882	\$1957	\$2035	\$2117	\$2502

OPTIONS

Add upcharge to list price and code to model number

FR	CA133 Fire Retardant per yard	\$90/yd.
MB	Moisture Barrier - per seat	\$125

2FO	Two fabric option	\$98
PWDC	Powder Coat Finish	\$58

DIMENSIONS	Royce Thirty 4-Leg Metal Base	Royce Forty 4-Leg Metal Base
Seat Height:	18"	18"
Seat Width:	20.5"	20.5"
Seat Depth:	19.5"	19.5"
Overall Height:	34"	31"
Overall Width:	25"	28"
Overall Depth:	25.5"	25.5"
Qty./Wt.:	1 ea./45 lbs.	1 ea./45 lbs.



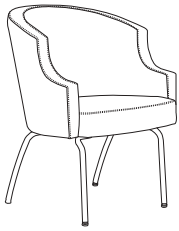
ROYCE THIRTY




ROYCE FORTY

*Polished chrome comes standard on Royce Metal Collection

MODEL / DESCRIPTION / LIST PRICING



5154M	Royce Thirty - Metal Legs in polished chrome										COM Yardage: 3.75 Yds. / Back: 2.5 Yds. / Seat: 1.25 Yds.	
COM	GR1	GR2	GR3	GR4	GR5	GR6	GR7	GR8	GR9	GR10	LEA	
\$1410	\$1509	\$1570	\$1633	\$1697	\$1765	\$1835	\$1910	\$1986	\$2065	\$2148	\$2539	



5156M	Royce Forty - Metal Legs in polished chrome										COM Yardage: 3.75 Yds. / Back: 2.5 Yds. / Seat: 1.25 Yds.	
COM	GR1	GR2	GR3	GR4	GR5	GR6	GR7	GR8	GR9	GR10	LEA	
\$1441	\$1542	\$1603	\$1668	\$1733	\$1804	\$1876	\$1951	\$2028	\$2109	\$2194	\$2593	

OPTIONS

Add upcharge to list price and code to model number

FR	CA133 Fire Retardant per yard	\$90/yd.
MB	Moisture Barrier - per seat	\$125

2FO	Two fabric option	\$98
PWDC	Powder Coat Finish	\$58

DIMENSIONS	Royce Ten 4-Leg Wood Base	Royce Twenty 4-Leg Wood Base
Seat Height:	18"	18"
Seat Width:	20.5"	20.5"
Seat Depth:	19.5"	19.5"
Overall Height:	34"	34"
Overall Width:	25"	25"
Overall Depth:	25.5"	25.5"
Qty./Wt.:	1 ea./45 lbs.	1 ea./45 lbs.



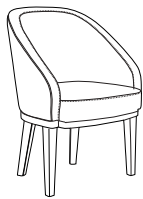
ROYCE TEN



ROYCE TWENTY

Features: Rounded corner edge

MODEL / DESCRIPTION / LIST PRICING



5150W Royce Ten - Wood Base

COM Yardage: 4.25 Yds. / Back: 3 Yds. / Seat: 1.25 Yds.

COM	GR1	GR2	GR3	GR4	GR5	GR6	GR7	GR8	GR9	GR10	LEA
\$1512	\$1618	\$1682	\$1750	\$1820	\$1892	\$1968	\$2047	\$2129	\$2215	\$2303	\$2721



5152W Royce Twenty - Wood Base

COM Yardage: 4.25 Yds. / Back: 3 Yds. / Seat: 1.25 Yds.

COM	GR1	GR2	GR3	GR4	GR5	GR6	GR7	GR8	GR9	GR10	LEA
\$1541	\$1649	\$1715	\$1784	\$1855	\$1929	\$2006	\$2087	\$2170	\$2257	\$2347	\$2774

OPTIONS

Add upcharge to list price and code to model number

FR	CA133 Fire Retardant per yard	\$90/yd.	2FO	Two fabric option	\$98
MB	Moisture Barrier - per seat	\$125			

DIMENSIONS	Royce Thirty 4-Leg Wood Base	Royce Forty 4-Leg Wood Base
Seat Height:	18"	18"
Seat Width:	20.5"	20.5"
Seat Depth:	19.5"	19.5"
Overall Height:	34"	31"
Overall Width:	25"	28"
Overall Depth:	25.5"	25.5"
Qty./Wt.:	1 ea./45 lbs.	1 ea./45 lbs.




ROYCE FORTY



ROYCE THIRTY

Features: Rounded corner edge

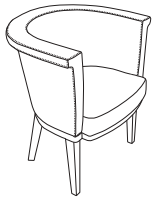
MODEL / DESCRIPTION / LIST PRICING



5154W Royce Thirty - Wood Base

COM Yardage: 3.75 Yds. / Back: 2.5 Yds. / Seat: 1.25 Yds.

COM	GR1	GR2	GR3	GR4	GR5	GR6	GR7	GR8	GR9	GR10	LEA
\$1567	\$1677	\$1744	\$1814	\$1886	\$1961	\$2040	\$2122	\$2206	\$2295	\$2387	\$2821



5156W Royce Forty - Wood Base

COM Yardage: 4.25 Yds. / Back: 3 Yds. / Seat: 1.25 Yds.

COM	GR1	GR2	GR3	GR4	GR5	GR6	GR7	GR8	GR9	GR10	LEA
\$1600	\$1712	\$1780	\$1851	\$1925	\$2002	\$2083	\$2166	\$2253	\$2342	\$2436	\$2879

OPTIONS

Add upcharge to list price and code to model number

FR	CA133 Fire Retardant per yard	\$90/yd.
MB	Moisture Barrier - per seat	\$125

2FO	Two fabric option	\$98
-----	-------------------	------



DEMI BACK



MID BACK



HIGH BACK



SAMBA TABLE OF CONTENTS

Samba Specifications 2-3

Samba Standards & Options 4

Samba Mid Back Pricing 5-6

Samba Mid Back Swivel Pricing 7

Samba High Back Pricing 8-9

Samba Demi Back Bar Stool Pricing 10

Samba Demi Back Pricing 11

SAMBA

The Samba collection encompasses three shells: Mid-back, High-back and Demi-back barstool. The Samba features a fully upholstered seat over a stylish cold injected urethane foam shell and contoured details that offer comfort in the seat and back. A stylish array of base options and finishes complete the series.



HIGH BACK GUEST CHAIR WITH 4-STAR PLANE SWIVEL BASE IN POLISHED CHROME



MIDBACK 4 LEG CHAIR



MIDBACK 5-STAR SWIVEL WITH OPTIONAL CHROME CASTERS



MID-BACK LOUNGE FEATURING 4-STAR STEEL SWIVEL BASE



DEMI BACK 5-STAR SWIVEL BASE WITH FOOT REST



DEMI BACK SLED BASE BARSTOOL



DEMI BACK WOOD BASE BARSTOOL



HIGH BACK WOOD LEG CHAIR

ORDERING INFORMATION

To Order Please Specify:

- | | |
|-----------------|----------------------------|
| 1) Series Name | 4) Fabric Grade and Number |
| 2) Model Number | 5) Optional Items |
| 3) Quantity | |

SAMBA GENERAL SPECIFICATIONS

Upholstery/Foam

- Cold injected urethane molded foam with inner steel welded frame.
- Samba is fully upholstered and available with approved fabric, crypton, vinyl or COM.
- Due to the complexity of the upholstery process of the Samba Swivel, please submit your COM for testing. A 10"x10" sample is required. **ALL FABRIC MUST BE PRE-APPROVED**, please contact customer service.

Base Details

- **4-Legs:** Frame is fully welded. 3/4" diameter 14-gauge steel tubing with adjustable glides installed.
- **4-Star Plane Swivel Base:** *For guest chair*, available in polished cast aluminum, base has tapered ends and round corners with fixed plastic glides installed and glued on floor felts. Base is also available in black wrinkle finish.
- **4-Star Steel Swivel:** *For lounge chair*, solid steel blades welded to 2" diameter column and nylon glides installed. Available in polished chrome or black wrinkle finishes.

- **Wood Legs:** In round solid beech, tapered style. Size of taper legs is 1-1/4" to 2" diameter. All 4 legs are inserted in a fabricated, welded metal bracket and tightly secured. Underseat metal bracket is painted in white.
- **Bar Stool with Wood Legs** - In round solid beech, tapered style. Size of taper legs is 1-1/4" to 2" diameter. All 4 legs are inserted in a fabricated, welded metal bracket and tightly secured. A polished chrome footrest is inserted to 4 legs with machined screws for additional strength. Underseat metal bracket is painted in white.
- **Bar Stool with Sled Base** - Frame in solid steel is 1/2" in diameter. 4 polyvinyl glides installed, and footrest welded to frame.
- **5-Star Swivel:** Cast polished aluminum base with 5 gray casters installed. High chair kit consists of an 8" or 10" extended piston (adjustable up and down) with an adjustable chrome foot ring.

Chair function

- Swivel 360°

Chair Control

- Pneumatic height adjustment
 - Regular Swivel Chair – 16" – 21"
 - 8" High Kit – 23" – 30"
 - 10" High Kit – 26" – 36"
- Swivel

- **4-Leg Bar Stool for Mid Back:** Frame is 3/4" diameter, 14-gauge steel tubing with adjustable glides installed and footrest welded to frame.



STANDARD BASE FINISHES

- 4-star plane swivel - Black or Polished Chrome (Guest Chair)
- 4-star steel swivel - Black or Polished Chrome (Lounge Chair)
- 4 legs - polished chrome
- Wood legs - all standard stain colors and underseat metal bracket is painted in white

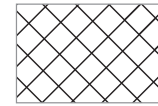
- 5-star swivel in polished chrome with gray casters (mid & high back)
- 5-star swivel in polished chrome with black casters (demi back)
- Sled Base Bar Stool - polished chrome
- Wood Leg Barstool - All standard stain colors includes polished chrome foot rest

OPTIONS

- CODE: FR - CA133 Fire Retardant.
- CODE: MB - Moisture Barrier
- CODE: SF - Powder Coat Color Finish
- CODE: CH - Counter Height (24" seat height)
- CODE: SH - Specialty Height (any custom height)
- CODE: TFT1 - Diamond Tufting - Single Back
- CODE: VBL - Underseat metal bracket is painted in black (Wood Legs)
- CAS-C: Chrome Casters for 5-star swivel base
- CODE: GC - Black Glides for 5 star base

TUFTING

Only diamond tufting available for Samba series.



diamond



SAMBA - DIAMOND TUFTING DETAIL ON BACK

BASE FINISHES

Powder Coat colors available with upcharge

- 4 Leg Metal Frame
- Barstool 4 Leg Metal Frame
- Barstool Sled Base



STANDARD GRAY CASTERS (5035 MODEL ONLY)



OPTIONAL CHROME CASTERS (5035 MODEL ONLY)

5-STAR SWIVEL BASE DETAIL



MIDBACK 5-STAR SWIVEL BASE WITH OPTIONAL CHROME CASTERS



DEMI BACK 5-STAR SWIVEL BASE WITH BLACK CASTERS

FOR TASK SWIVEL CHAIR

CAST ALUMINUM 4-STAR PLANE SWIVEL BASE DETAIL




POLISHED CHROME FINISH



BLACK WRINKLE FINISH

FOR GUEST SWIVEL CHAIR

SWIVEL STEEL BASE DETAIL



POLISHED CHROME FINISH



BLACK WRINKLE FINISH

FOR LOUNGE SWIVEL CHAIR

DIMENSIONS	4-Leg Chair	4-Star Plane Swivel Chair
Inside Width:	20"	20"
Seat Height:	18"	18"
Arm Height:	26"	26"
Overall Depth:	24"	24"
Overall Width:	24.5"	24.5"
Overall Height:	31"	32.5"
Qty./Wt. per carton:	1 ea./32 lbs.	1 ea./32 lbs.



4 LEGS



PLANE SWIVEL BASE IN BLACK WRINKLE

MODEL / DESCRIPTION / LIST PRICING



5037 Mid-Back 4 Legs in Polished Chrome / Fixed Seat

COM Yardage: 2 yards

COM	GR1	GR2	GR3	GR4	GR5	GR6	GR7	GR8	GR9	GR10	LEA
\$968	\$1036	\$1077	\$1120	\$1165	\$1212	\$1260	\$1311	\$1363	\$1418	\$1474	\$1742



5039-L Mid-Back Guest Chair / 4-Star Plane Swivel / **Polished Chrome Finish**

COM Yardage: 2 yards

COM	GR1	GR2	GR3	GR4	GR5	GR6	GR7	GR8	GR9	GR10	LEA
\$1048	\$1121	\$1166	\$1213	\$1261	\$1312	\$1364	\$1419	\$1476	\$1535	\$1596	\$1886



5039-LB Mid-Back Guest Chair / 4-Star Plane Swivel / **Black Wrinkle Finish**

COM Yardage: 2 yards

COM	GR1	GR2	GR3	GR4	GR5	GR6	GR7	GR8	GR9	GR10	LEA
\$1085	\$1161	\$1207	\$1256	\$1306	\$1358	\$1412	\$1469	\$1528	\$1589	\$1652	\$1953

OPTIONS

Add upcharge to list price and code to model number

FR	CA133 Fire Retardant - per yard	\$90/yd.
SF	Powder Coat Color Finish - Model 5037 Only	\$38

TFT1	Diamond Tufting - per seat	\$96
MB	Moisture Barrier - per seat	\$68

DIMENSIONS	4-Star Steel Swivel Base	Wood Leg Chair	4-Leg Bar Stool
Inside Width:	17"	17"	17"
Seat Height:	16"	18"	29"
Arm Height:	26"	24"	37"
Overall Depth:	24"	24"	24"
Overall Width:	24.5"	24.5"	24.5"
Overall Height:	30.5"	31"	41"
Qty./Wt. per carton:	1 ea./32 lbs.	1 ea./50 lbs.	1 ea./38 lbs.



4-STAR STEEL SWIVEL
MID-BACK LOUNGE



WOOD LEGS

MODEL / DESCRIPTION / LIST PRICING



5049-B Mid-Back Lounge 4-Star Steel Swivel / **Black Wrinkle Finish**

COM Yardage: 2 yards

COM	GR1	GR2	GR3	GR4	GR5	GR6	GR7	GR8	GR9	GR10	LEA
\$1199	\$1283	\$1334	\$1388	\$1443	\$1501	\$1561	\$1623	\$1688	\$1756	\$1826	\$2158



5049 Mid-Back Lounge 4-Star Steel Swivel / **Polished Chrome Finish**

COM Yardage: 2 yards

COM	GR1	GR2	GR3	GR4	GR5	GR6	GR7	GR8	GR9	GR10	LEA
\$1261	\$1349	\$1403	\$1459	\$1518	\$1578	\$1642	\$1707	\$1776	\$1847	\$1920	\$2270



5037-W Mid-Back **Stained Wood Legs** / Fixed Seat

COM Yardage: 2 yards

COM	GR1	GR2	GR3	GR4	GR5	GR6	GR7	GR8	GR9	GR10	LEA
\$1369	\$1465	\$1523	\$1584	\$1648	\$1714	\$1782	\$1853	\$1928	\$2005	\$2085	\$2464



5038 Mid-Back 4 Leg Bar Stool / **Polished Chrome Finish**

COM Yardage: 2 yards

COM	GR1	GR2	GR3	GR4	GR5	GR6	GR7	GR8	GR9	GR10	LEA
\$1067	\$1142	\$1187	\$1235	\$1284	\$1336	\$1389	\$1445	\$1502	\$1562	\$1625	\$1921

OPTIONS

Add upcharge to list price and code to model number

FR	CA133 Fire Retardant - per yard	\$90/yd.
TFT1	Diamond Tufting - per seat	\$96
SF	Powder Coat color finish (bar stool - 5038 Only)	\$58
VBL	Black Under Metal Frame (Wood Legs)	\$38

MB	Moisture Barrier - per seat	\$68
CH	Counter Height (24" seat height)	\$28
SH	Specialty Height	\$28

DIMENSIONS	Five-Star Swivel	8" High Kit:	10" High Kit:
Inside Width:	17"	17"	17"
Seat Height:	16"-21"	23"-30"	26"-36"
Arm Height:	23"-28"	30"-37"	33"-43"
Overall Depth:	26.5"	26.5"	26.5"
Overall Width:	26.5"	26.5"	26.5"
Overall Height:	29"-34"	37"-44"	40"-50"
Qty./Wt. per carton:	1 ea./44 lbs	1 ea./44 lbs	1 ea./44 lbs



5-STAR SWIVEL CHAIR
HIGH KIT



5-STAR SWIVEL

MODEL / DESCRIPTION / LIST PRICING



5035 Mid-Back Polished Chrome Five-Star Swivel on Casters COM Yardage: 2 est. yards

COM	GR1	GR2	GR3	GR4	GR5	GR6	GR7	GR8	GR9	GR10	LEA
\$994	\$1064	\$1106	\$1150	\$1196	\$1244	\$1294	\$1346	\$1400	\$1456	\$1514	\$1789



5035-H8
5035-H10 Mid-Back Polished Chrome Five-Star Swivel on Casters with High Chair Kit COM Yardage: 2 est. yards

COM	GR1	GR2	GR3	GR4	GR5	GR6	GR7	GR8	GR9	GR10	LEA
\$1069	\$1144	\$1190	\$1237	\$1287	\$1338	\$1392	\$1447	\$1505	\$1565	\$1628	\$1924

OPTIONS

Add upcharge to list price and code to model number

FR	CA133 Fire Retardant - per yard	\$90/yd.
MB	Moisture Barrier - per seat.	\$68
GC	Black Glides for 5 star base	\$28

TFT1	Diamond Tufting - per seat	\$96
CAS-C	Chrome Casters for 5-star base	\$68

DIMENSIONS	4-Leg Chair	Wood Leg Chair	4-Star Plane Swivel Chair
Inside Width:	21"	21"	21"
Seat Height:	18"	19"	18"
Arm Height:	26"	27"	26"
Overall Depth:	24.5"	24"	26"
Overall Width:	25"	25.5"	25"
Overall Height:	37"	38"	37.5"
Qty./Wt. per carton:	1 ea./32 lbs.	1 ea./32 lbs.	1 ea./32 lbs.



WOOD LEGS



4 LEG

MODEL / DESCRIPTION / LIST PRICING



5037-HB High Back 4 Leg in Polished Chrome / Fixed Seat

COM Yardage: 2.5 yards

COM	GR1	GR2	GR3	GR4	GR5	GR6	GR7	GR8	GR9	GR10	LEA
\$1248	\$1335	\$1389	\$1444	\$1502	\$1562	\$1625	\$1690	\$1757	\$1828	\$1901	\$2246



5037-WHB High Back **Stained Wood Legs** / Fixed Seat

COM Yardage: 2.5 yards

COM	GR1	GR2	GR3	GR4	GR5	GR6	GR7	GR8	GR9	GR10	LEA
\$1608	\$1721	\$1789	\$1861	\$1935	\$2013	\$2093	\$2177	\$2264	\$2355	\$2449	\$2894



5045 High Back Guest Chair / 4-Star Plane Swivel / **Black Wrinkle Finish**

COM Yardage: 2.5 yards

COM	GR1	GR2	GR3	GR4	GR5	GR6	GR7	GR8	GR9	GR10	LEA
\$1334	\$1427	\$1484	\$1544	\$1606	\$1670	\$1737	\$1806	\$1878	\$1953	\$2032	\$2401



5045-P High Back Guest Chair / 4-Star Plane Swivel / **Polished Chrome Finish**

COM Yardage: 2.5 yards

COM	GR1	GR2	GR3	GR4	GR5	GR6	GR7	GR8	GR9	GR10	LEA
\$1370	\$1466	\$1525	\$1586	\$1649	\$1715	\$1783	\$1855	\$1929	\$2006	\$2086	\$2466

OPTIONS

Add upcharge to list price and code to model number

FR	CA133 Fire Retardant - per yard	\$90/yd.
SF	Powder Coat Color Finish - Model 5037-HB	\$38
TFT1	Diamond Tufting - per seat	\$96

VBL	Black Under Metal Frame (Wood Legs)	\$38
MB	Moisture Barrier - per seat	\$68

DIMENSIONS	4-Star Swivel Chair	Five-Star Swivel
Inside Width:	21"	21"
Seat Height:	16"	18"-21"
Arm Height:	26"	26"-29"
Overall Depth:	24"	26.5"
Overall Width:	25"	26.5"
Overall Height:	36.5"	38.5"-41"
Qty./Wt. per carton:	1 ea./32 lbs.	1 ea./44 lbs



5-STAR SWIVEL BASE
HIGH BACK



4-STAR STEEL SWIVEL
HIGH BACK LOUNGE

MODEL / DESCRIPTION / LIST PRICING



5044-B High Back Lounge 4-Star Steel Swivel / Black Wrinkle Finish

COM Yardage: 2.5 yards

COM	GR1	GR2	GR3	GR4	GR5	GR6	GR7	GR8	GR9	GR10	LEA
\$1485	\$1589	\$1653	\$1719	\$1787	\$1859	\$1933	\$2011	\$2091	\$2175	\$2262	\$2673



5044-PC High Back Lounge 4-Star Steel Swivel / Polished Chrome Finish

COM Yardage: 2.5 yards

COM	GR1	GR2	GR3	GR4	GR5	GR6	GR7	GR8	GR9	GR10	LEA
\$1545	\$1653	\$1719	\$1788	\$1860	\$1934	\$2011	\$2092	\$2175	\$2262	\$2353	\$2781



5035-HB High Back Polished Chrome Five-Star Swivel on Casters

COM Yardage: 2.5 est. yards

COM	GR1	GR2	GR3	GR4	GR5	GR6	GR7	GR8	GR9	GR10	LEA
\$1064	\$1138	\$1184	\$1231	\$1281	\$1332	\$1385	\$1441	\$1498	\$1558	\$1620	\$1915

OPTIONS

Add upcharge to list price and code to model number

FR	CA133 Fire Retardant - per yard	\$90/yd.
TFT1	Diamond Tufting - per seat	\$96
MB	Moisture Barrier - per seat	\$68

CAS-C	Chrome Casters for 5-star base	\$68
GC	Black Glides for 5 star base	\$28

DIMENSIONS	Demi Back Sled Base	Demi Back Wood Legs
Inside Width:	15.5"	15.5"
Seat Height:	29"	29"
Overall Depth:	18"	19.5"
Overall Width:	18"	19"
Overall Height:	36.5"	36"
Qty./Wt. per carton:	1 ea./44 lbs	1 ea./44 lbs



SAMBA DEMI BACK
WOOD LEGS



SAMBA DEMI BACK
SLED BASE

MODEL / DESCRIPTION / LIST PRICING



5047 Demi Back Bar Stool / Sled Base

COM Yardage: 1.5 yards

COM	GR1	GR2	GR3	GR4	GR5	GR6	GR7	GR8	GR9	GR10	LEA
\$803	\$859	\$894	\$929	\$966	\$1005	\$1045	\$1087	\$1131	\$1176	\$1223	\$1445



5047-W Demi Back Bar Stool / **Wood Legs**

COM Yardage: 1.5 yards

COM	GR1	GR2	GR3	GR4	GR5	GR6	GR7	GR8	GR9	GR10	LEA
\$1210	\$1295	\$1346	\$1400	\$1456	\$1515	\$1575	\$1638	\$1704	\$1772	\$1843	\$2178

OPTIONS

Add upcharge to list price and code to model number

FR	CA133 Fire Retardant - per yard	\$90/yd.
SF	Powder Coat Color Finish - Bar Stool 5047	\$58
CH	Counter Height (24" seat height) wood legs only	\$48

SH	Specialty Height (any custom height) wood only	\$48
TFT1	Diamond Tufting - per seat	\$96
MB	Moisture Barrier - per seat	\$68

DIMENSIONS	Five-Star Swivel	8" High Kit:	10" High Kit:
Inside Width:	15.5"	15.5"	15.5"
Seat Height:	17.5"-23"	20"-27.5"	26"-36"
Overall Depth:	25"	25"	25"
Overall Width:	18"	18"	18"
Overall Height:	25.5"-30.5"	27.5"-35"	30.5"-40.5"
Qty./Wt. per carton:	1 ea./44 lbs	1 ea./44 lbs	1 ea./44 lbs



5-STAR SWIVEL CHAIR
HIGH KIT



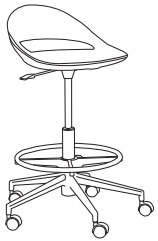
5-STAR SWIVEL

MODEL / DESCRIPTION / LIST PRICING



5048 Demi-Back Polished Chrome Five-Star Swivel on Casters

COM											
\$765	\$819	\$851	\$885	\$921	\$958	\$996	\$1036	\$1077	\$1120	\$1165	\$1377



5048-H8
5048-H10

Demi-Back Polished Chrome Five-Star Swivel on Casters with High Chair Kit

COM Yardage: 2 est. yards

COM	GR1	GR2	GR3	GR4	GR5	GR6	GR7	GR8	GR9	GR10	LEA
\$846	\$905	\$941	\$979	\$1018	\$1059	\$1101	\$1145	\$1191	\$1239	\$1288	\$1523



OPTIONAL GLIDES



OPTIONAL GLIDES FOR 5 STAR BASE

OPTIONS

Add upcharge to list price and code to model number

FR	CA133 Fire Retardant - per yard	\$90/yd.	GC	Black Glides for 5 star base	\$28
MB	Moisture Barrier - per seat.	\$68	TFT1	Tufting - Single Back	\$96

SAMMY LOUNGE

The Sammy is fully upholstered over high resiliency foam on a solid hardwood frame featuring square steel tube legs. Designed for student housing and any public spaces that require long duration seating comfort and greater width and depth.



SAMMY ARM CHAIR



SAMMY OTTOMAN



THREE SEAT SAMMY LOUNGE WITH CHAISE

ORDERING INFORMATION

- | | |
|-----------------|----------------------------|
| 1) Series Name | 4) Fabric Grade and Number |
| 2) Model Number | 5) Powder Coat Leg Color |
| 3) Quantity | 6) Optional Items |

SAMMY LOUNGE SPECIFICATIONS

Frame Construction

Frame assembly is constructed of multi-ply hardwood, with tongue and groove construction. All foam is fully bonded to frame. Seat cushions are 4" graded high resiliency (H.R.) block foam with back 3" (H.R.) foam, covered entirely with special bonded polyester fiber to protect final upholstery. No-sag springs are installed in seat & back along with interlocking helicoil springs to prevent sagging and provide additional lower back and seat support.

Upholstery

Seat and back are covered in choice of fabric, vinyl, crypton, leather or COM. ERG uses only water based glues and adhesives in our upholstery process. Contrasting fabrics are available.

Base

Is assembled using dado construction, glue and screws, with added corner support for each leg. Sammy tubular steel legs are available in standard powder coat colors or optional polished chrome.

Warranty

ERG offers a lifetime warranty on all foam and frames.

COLORS / FINISHES

Leg Finish Colors:

Standard powder coat color choices or optional polished chrome available.

OPTIONS

- CODE: FR - CA133 Fire Retardant.
- CODE: MB - Moisture Barrier.
- CODE: PCL - Polished Chrome Legs
- CODE: WOD - Solid Maple Wood Legs
- CODE: 2FO - Two Fabric Option.
- CODE: 3FO - Three Fabric Option.

Note: Factory installed power/data available, see accessories section for details and pricing.



TWO SEAT LOUNGE WITH ARM CHAIR AND OTTOMAN



ELECTRICAL/DATA



CUP HOLDER

DIMENSIONS	Arm Chair	Two Seat Lounge	Three Seat Lounge	Three Seat w/Chaise	Ottoman or Bench
Inside Width:	24"	48"	72"	72"	-
Seat Depth:	21"	21"	21"	21" & 45"	24"
Seat Height:	18"	18"	18"	18"	18"
Arm Height:	29"	29"	29"	29"	-
Overall Depth:	36"	36"	36"	36" & 60"	24"
Overall Width:	34"	58"	82"	82"	24" or 48"
Overall Height:	34"	34"	34"	34"	18"
Qty./Wt.:	1 ea./68 lbs.	1 ea./105 lbs.	1 ea./160 lbs.	1 ea./185 lbs.	1 ea./40 lbs.



TWO SEAT SAMMY LOUNGE

MODEL / DESCRIPTION / LIST PRICING



6401 Arm Chair (4 legs)

COM Yardage: 8.5 Yds. / Seat: 2 Yds. / Back: 1.5 Yds. / Frame: 1.25 Yard / Arms: 3.5 Yds.

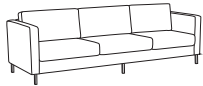
COM	GR1	GR2	GR3	GR4	GR5	GR6	GR7	GR8	GR9	GR10	LEA
\$1717	\$1838	\$1911	\$1988	\$2067	\$2150	\$2236	\$2325	\$2418	\$2515	\$2615	\$3091



6402 Two Seat Lounge Sofa (4 legs)

COM Yardage: 11.5 Yds. / Seat: 4 Yds. / Back: 2.5 Yds. / Frame: 1.5 Yds. / Arms: 3.5 Yds.

COM	GR1	GR2	GR3	GR4	GR5	GR6	GR7	GR8	GR9	GR10	LEA
\$2315	\$2477	\$2577	\$2680	\$2787	\$2898	\$3015	\$3135	\$3260	\$3391	\$3527	\$4167



6403 Three Seat Lounge Sofa (6 legs)

COM Yardage: 15.25 Yds. / Seat: 6 Yds. / Back: 3.25 Yds. / Frame: 2.5 Yds. / Arms: 3.5 Yds.

COM	GR1	GR2	GR3	GR4	GR5	GR6	GR7	GR8	GR9	GR10	LEA
\$3091	\$3307	\$3439	\$3577	\$3720	\$3869	\$4024	\$4185	\$4352	\$4526	\$4707	\$5564

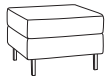


6404R/L Three Seat Lounge Sofa with Chaise (8 legs)

COM Yardage: 17 Yds. / Seat: 7.5 Yds. / Back: 4.5 Yds. / Frame: 3 Yds. / Arms: 3.5 Yds.

COM	GR1	GR2	GR3	GR4	GR5	GR6	GR7	GR8	GR9	GR10	LEA
\$3781	\$4046	\$4208	\$4375	\$4551	\$4733	\$4922	\$5119	\$5324	\$5536	\$5758	\$6805

note: specify right or left side for chaise



6405 Ottoman (4 legs)

COM Yardage: 2.5 Yds.

COM	GR1	GR2	GR3	GR4	GR5	GR6	GR7	GR8	GR9	GR10	LEA
\$1018	\$1089	\$1133	\$1177	\$1225	\$1274	\$1325	\$1378	\$1433	\$1490	\$1550	\$1831



6406 Bench (4 legs)

COM Yardage: 4 Yds.

COM	GR1	GR2	GR3	GR4	GR5	GR6	GR7	GR8	GR9	GR10	LEA
\$1478	\$1582	\$1645	\$1711	\$1780	\$1851	\$1925	\$2001	\$2082	\$2165	\$2252	\$2662

OPTIONS

Add upcharge to list price and code to model number

FR	CA133 Fire Retardant per yard.	\$90/yd.
MB	Moisture Barrier - per seat	\$125
PCL	Polished chrome leg	\$17 per leg
2FO	Two Fabric Option	\$98

3FO	Three Fabric Option	\$148
CUP	Plastic Cup Holder	\$95
WOD	Solid Maple Wood Legs	\$24 per leg

SAWYER

Sawyer series has a square steel base and square or round steel column offered in many finishes. Tops include laminate or wood veneer.



SAWYER SQUARE COLUMN,
ROUND TOP

ORDERING INFORMATION

- | | |
|-----------------|-------------------------------|
| 1) Series Name | 6) Laminate Selection and No. |
| 2) Model Number | 7) Edge Style Code and Color |
| 3) Column Style | 8) Wood Species |
| 4) Size | 9) Wood Stain Color |
| 5) Quantity | 10) Optional Items |

SAWYER SPECIFICATIONS

- Table Height** Table height is 28" to 30" depending on table top specified. Bar Height table is 42".
- Column** Square column is 2.5" x 2.5" steel. Optional round column is 3" round 14 guage steel tubing.
- Base** Base is 16" or 24" square steel with steel cover.
- Plate** 10" x 10" square • 12" X 12" square
14" X 14" square • 24" x 24" square

Laminate or Wood Tops

Laminate or Wood tops are 1.25" thick offered in round and square tops.

Edge Selection

ERG offers a wide variety of table top edge materials including PVC, wood, aluminum and resin/urethane. Refer to "Table Edges and Profiles" at beginning of "Tables" section.

FINISHES

Table Base

Standard powder coat colors.

Laminate/Veneer Selections

ERG offers over 1000 standard laminate choices from Nevamar, Wilsonart, Formica and Pionite. Wood veneer is available in transparent stain colors - custom stain matching available.

OPTIONS

- CODE: SC - Square Column*
- CODE: RC - Round Column*
- CODE: GD - Ganging
- CODE: STH - Special Table Height (other than 29" or 42")
- CODE: ULW - Ultra Lightweight Top
- CODE: RAD - Radius Corners for 3MM Edge

* No upcharge - specify when ordering.
powdercoat color is standard



SAWYER
ROUND COLUMN

MODEL / DESCRIPTION / LIST PRICING

SAWYER | CAFÉ

	Model Number	Table Top Size	Shpg. Wght.	Base Spread	LAMINATE TOP ASSORTED EDGES							VENEER TOP	
					GRP 1	GRP 2	GRP 3	GRP 4	GRP 5	GRP 6	GRP 7	GRP 8	GRP 9
● ROUND	SAW24D	24" Dia.	46	16" Sq.	\$667	\$685	\$755	\$798	\$929	\$1038	\$1169	\$2006	\$2495
	SAW30D	30" Dia.	63	16" Sq.	\$678	\$700	\$785	\$839	\$1001	\$1134	\$1294	\$2111	\$2564
	SAW36D	36" Dia.	83	16" Sq.	\$979	\$1004	\$1109	\$1173	\$1367	\$1530	\$1725	\$2948	\$3660
	SAW42D	42" Dia.	102	24" Sq.	\$1082	\$1111	\$1232	\$1308	\$1535	\$1725	\$1953	\$3289	\$4057
	SAW48D	48" Dia.	109	24" Sq.	\$1193	\$1232	\$1389	\$1487	\$1782	\$2028	\$2323	\$3743	\$4520
	SAW54D	54" Dia.	116	24" Sq.	\$1410	\$1466	\$1693	\$1834	\$2259	\$2613	\$3038	\$4620	\$5414
■ SQUARE	SAW60D	60" Dia.	123	24" Sq.	\$1527	\$1592	\$1856	\$2021	\$2516	\$2927	\$3422	\$5094	\$5897
	SAW24S	24" Sq.	43	16" Sq.	\$615	\$632	\$701	\$744	\$876	\$985	\$1116	\$1874	\$2308
	SAW2430S	24" x 30"	48	16" Sq.	\$632	\$652	\$728	\$774	\$917	\$1034	\$1176	\$1948	\$2382
	SAW30S	30" Sq.	74	16" Sq.	\$748	\$770	\$855	\$908	\$1070	\$1203	\$1364	\$2286	\$2812
	SAW36S	36" Sq.	90	24" Sq.	\$1003	\$1028	\$1132	\$1197	\$1391	\$1554	\$1749	\$3008	\$3746
	SAW42S	42" Sq.	105	24" Sq.	\$1066	\$1097	\$1222	\$1300	\$1532	\$1726	\$1960	\$3269	\$4011
SAW48S	48" Sq.	112	24" Sq.	\$1190	\$1231	\$1394	\$1497	\$1804	\$2060	\$2368	\$3768	\$4521	

SAWYER | BAR HEIGHT

	Model Number	Table Top Size	Shpg. Wght.	Base Spread	LAMINATE TOP ASSORTED EDGES							VENEER TOP	
					GRP 1	GRP 2	GRP 3	GRP 4	GRP 5	GRP 6	GRP 7	GRP 8	GRP 9
● ROUND	SAWH24D	24" Dia.	53	16" Sq.	\$831	\$848	\$919	\$962	\$1093	\$1202	\$1332	\$2169	\$2659
	SAWH30D	30" Dia.	70	16" Sq.	\$842	\$864	\$949	\$1003	\$1164	\$1298	\$1457	\$2274	\$2728
	SAWH36D	36" Dia.	80	24" Sq.	\$1142	\$1168	\$1273	\$1347	\$1531	\$1694	\$1889	\$3112	\$3824
■ SQUARE	SAWH24S	24" Sq.	58	16" Sq.	\$779	\$796	\$865	\$908	\$1040	\$1149	\$1280	\$2038	\$2472
	SAWH2430S	24" x 30"	64	24" Sq.	\$796	\$816	\$891	\$938	\$1080	\$1198	\$1340	\$2112	\$2546
	SAWH30S	30" Sq.	75	16" Sq.	\$911	\$933	\$1019	\$1072	\$1234	\$1367	\$1528	\$2450	\$2976
	SAWH36S	36" Sq.	85	24" Sq.	\$1167	\$1192	\$1296	\$1361	\$1555	\$1718	\$1913	\$3172	\$3910

OPTIONS


Add upcharge to list price and code to model number

SC	Square Column	—	STH	Special Table Height, other than 29" or 42"	\$150
RC	Round Column	—	ULW	Ultra Lightweight Top	\$190
GD	Ganging per table	\$95	RAD	Radius Corners for 3MM Edge	\$200 per table



SLAM OCCASIONAL TABLE

Slam Occasional Table is built with your choice of laminate, wood veneer or solid surface top on a welded 1" square steel tube frame or 2" square solid wood legs.



RECTANGULAR TABLE WITH CUBE FRAME



RECTANGULAR TABLE TOP WITH SLED FRAME

ORDERING INFORMATION

- | | |
|-----------------|--------------------------------|
| 1) Series Name | 4) Frame Finish |
| 2) Model Number | 5) Laminate / Veneer Selection |
| 3) Quantity | 6) Optional Items |

CODY SPECIFICATIONS

Table

Table top is CARB Phase I & Phase II Compliant. Laminate, wood veneer and phenolic backing are glued with water based adhesives. Table Top is 0.75" thick.

Table Tops

ERG offers over 1000 standard laminate choices from Nevamar, Wilsonart, Formica and Pionite. Wood veneer in transparent stain colors and custom stain matching are also available. Solid Surface, 3Form Chroma and stone table tops will be quoted upon request.

Frame

The Slam features a welded 1" square steel tube frame. Frames are sandblasted prior to final powder coating in your choice of standard powder coat colors. 4-leg frame available in optional polished chrome. Wood frame features 2" square solid wood legs in all standard stain colors.

Glides

Factory installed glides included.

OPTIONS

- CODE: PCL - Polished chrome 4 leg frame only



CORNER TABLE



WOOD LEG TABLE WITH LAMINATE TOP




RECTANGULAR TABLE



CORNER TABLE

SLAM OCCASIONAL TABLES

	Model Number	Model Description	Table Top Size	Table Height	Table Top Shape	Shipping Weight	LAMINATE EDGE 2B OR 3A	WOOD VENEER EDGE 8G	SOLID SURFACE
	SLM20S	Occasional	20"x20"	17"	square	30 lbs	\$866	\$919	Call for quote
	SLM2028	Occasional	20"x28"	17"	square	30 lbs	\$1027	\$1088	Call for quote
	SLM28S	Occasional	28"x28"	17"	square	30 lbs	\$1175	\$1243	Call for quote
	SLM2042	Occasional	20"x42"	17"	rectangle	35 lbs	\$1323	\$1402	Call for quote
	SLM2060	Occasional	20"x60"	17"	rectangle	50 lbs	\$1431	\$1516	Call for quote

OPTIONS

Add upcharge to list price and code to model number

PCL	Polished chrome 4 leg frame (20"x20" Table)	\$150
PCL	Polished chrome 4 leg frame (20"x28" Table)	\$225
PCL	Polished chrome 4 leg frame (28"x28" Table)	\$325
PCL	Polished chrome 4 leg frame (20"x42" Table)	\$358
PCL	Polished chrome 4 leg frame (20"x60" Table)	\$475

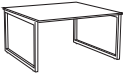

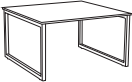
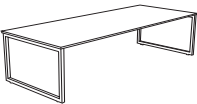
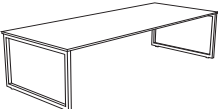



RECTANGULAR TABLE TOP WITH SLED FRAME



CORNER TABLE WITH SLED FRAME

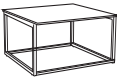

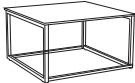
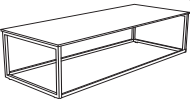
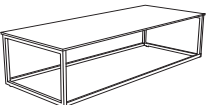
SLAM OCCASIONAL TABLES

	Model Number	Model Description	Table Top Size	Table Height	Table Top Shape	Shipping Weight	LAMINATE EDGE 2B OR 3A	WOOD VENEER EDGE 8G	SOLID SURFACE
	SLMS20S	Occasional	20"x20"	17"	square	30 lbs	\$890	\$944	Call for quote
	SLMS2028	Occasional	20"x28"	17"	square	30 lbs	\$1086	\$1151	Call for quote
	SLMS28S	Occasional	28"x28"	17"	square	30 lbs	\$1298	\$1372	Call for quote
	SLMS2042	Occasional	20"x42"	17"	rectangle	35 lbs	\$1471	\$1558	Call for quote
	SLMS2060	Occasional	20"x60"	17"	rectangle	50 lbs	\$1554	\$1617	Call for quote



RECTANGULAR TABLE WITH CUBE FRAME

SLAM OCCASIONAL TABLES

	Model Number	Model Description	Table Top Size	Table Height	Table Top Shape	Shipping Weight	LAMINATE EDGE 2B OR 3A	WOOD VENEER EDGE 8G	SOLID SURFACE
	SLMC20S	Occasional	20"x20"	17"	square	30 lbs	\$890	\$944	Call for quote
	SLMC20S8	Occasional	20"x28"	17"	square	30 lbs	\$1175	\$1244	Call for quote
	SLMC28S	Occasional	28"x28"	17"	square	30 lbs	\$1414	\$1497	Call for quote
	SLMC2042	Occasional	20"x42"	17"	rectangle	35 lbs	\$1624	\$1720	Call for quote
	SLMC2060	Occasional	20"x60"	17"	rectangle	50 lbs	\$1710	\$1803	Call for quote

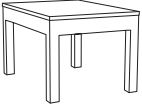
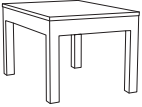





RECTANGULAR TABLE WITH SOLID SURFACE TOP



CORNER TABLE WITH LAMINATE TOP

SLAM OCCASIONAL WOOD TABLES

	Model Number	Model Description	Table Top Size	Table Height	Table Top Shape	Shipping Weight	LAMINATE EDGE 2B OR 3A	WOOD VENEER EDGE 8G	SOLID SURFACE
	SLMW20S	Occasional	20"x20"	17"	square	30 lbs	\$924	\$980	Call for quote
	SLMW20S8	Occasional	20"x28"	17"	square	30 lbs	\$947	\$1005	Call for quote
	SLMW28S	Occasional	28"x28"	17"	square	30 lbs	\$1135	\$1203	Call for quote
	SLMW2042	Occasional	20"x42"	17"	rectangle	35 lbs	\$1303	\$1370	Call for quote
	SLMW2060	Occasional	20"x60"	17"	rectangle	50 lbs	\$1431	\$1516	Call for quote

STARLA

Starla has a cast round base. Available in café and bar heights. Options include game top and foot ring for bar height. Tops available in laminate with optional resin edges and wood veneer.

**HURRY!
QUANTITIES
LIMITED!**



**DRASTICALLY
REDUCED**

STARLA BAR HEIGHT

ORDERING INFORMATION

- | | |
|-----------------|-------------------------------|
| 1) Series Name | 6) Laminate Selection and No. |
| 2) Model Number | 7) Edge Style Code and Color |
| 3) Size | 8) Wood Stain Color |
| 4) Quantity | 9) Optional Items |
| 5) Frame Color | |
- (Hammertone textured recommended)

STARLA SPECIFICATIONS

Starla Base

- Table Height** Table height is 29" to 30" depending on table top specified. Bar Height table is 42".
- Column** 3" round 14 gauge steel tubing.
- Base** 17", 22" or 28" base spread diameter cast iron, depending on size of top.
- Plate** 10" x 10" square • 12" X 12" square
24" x 24" square
- Glides** Adjustable stainless steel rubber cushion glides.
- Assembly** The base plate and spider are attached together with a 1/2"- 13 threaded tie rod and flange nut. Base mounts to top with 1/4"- 20 machine screws into metal inserts, NO WOOD SCREWS ARE USED.

Laminate or Wood Tops

Laminate or Wood tops are 1.25" thick offered in round and square.

Table Edge Selections

See "Table Edges and Profiles" in "Tables" section.

FINISHES

Table Base

Finished in your choice of standard powder coat colors. For colors refer to "Color Selections" brochure. For actual color samples, please call Customer Service.

Laminate/Veneer Selections

ERG offers over 1000 standard laminate choices from Nevamar, Wilsonart, Formica and Pionite. Wood veneer is available in transparent stain colors - custom stain matching available.

OPTIONS

- CODE: PC - Polished Chrome Base.
- CODE: RP - Painted Footring for Bar Height
- CODE: RC - Polished Chrome Footring for Bar Height.
- CODE: ULW - Ultra Lightweight Top
- CODE: RAD - Radius Corners for 3MM Edge

MODEL / DESCRIPTION / LIST PRICING

STARLA | CAFÉ | ROUND



Model Number	Table Top Size	Shpg. Wght.	Base Spread	LAMINATE TOP ASSORTED EDGES								VENEER TOP	
				GRP 1	GRP 2	GRP 3	GRP 4	GRP 5	GRP 6	GRP 7	GRP 8	GRP 9	
SRL24D	24" Dia.	43	17"	\$379	\$392	\$433	\$486	\$611	\$645	\$712	\$1214	\$1641	
SRL30D	30" Dia.	65	22"	\$457	\$474	\$527	\$598	\$767	\$810	\$1138	\$1495	\$1999	
SRL36D	36" Dia.	75	22"	\$548	\$570	\$637	\$725	\$937	\$992	\$1104	\$1814	\$2411	
SRL42D	42" Dia.	120	22"	\$730	\$758	\$836	\$942	\$1194	\$1260	\$1393	\$2356	\$3174	
SRL48D	48" Dia.	129	28"	\$786	\$818	\$914	\$1042	\$1346	\$1426	\$1586	\$2605	\$3462	

STARLA | CAFÉ | SQUARE



Model Number	Table Top Size	Shpg. Wght.	Base Spread	LAMINATE TOP ASSORTED EDGES								VENEER TOP	
				GRP 1	GRP 2	GRP 3	GRP 4	GRP 5	GRP 6	GRP 7	GRP 8	GRP 9	
SRL24S	24" Sq.	54	17"	\$383	\$397	\$438	\$493	\$623	\$658	\$726	\$1231	\$1662	
SRL2430S	24x30 Sq.	59	22"	\$399	\$415	\$461	\$523	\$670	\$708	\$786	\$1308	\$1749	
SRL30S	30" Sq.	81	22"	\$457	\$475	\$527	\$599	\$767	\$811	\$901	\$1498	\$2002	
SRL36S	36" Sq.	94	28"	\$549	\$570	\$637	\$726	\$938	\$993	\$1105	\$1815	\$2414	
SRL42S	42" Sq.	150	28"	\$746	\$774	\$858	\$971	\$1239	\$1309	\$1449	\$2429	\$3258	

STARLA | CAFÉ | RECTANGLE



Model Number	Table Top Size	Shpg. Wght.	Base Spread	LAMINATE TOP ASSORTED EDGES								VENEER TOP	
				GRP 1	GRP 2	GRP 3	GRP 4	GRP 5	GRP 6	GRP 7	GRP 8	GRP 9	
SRL2448	24x48 Sq.	98	2-17"	\$767	\$789	\$855	\$943	\$1154	\$1209	\$1319	\$2359	\$3259	
SRL2460	24x60 Sq.	107	2-17"	\$792	\$817	\$891	\$989	\$1223	\$1286	\$1408	\$2473	\$3390	
SRL3048	30x48 Sq.	141	2-17"	\$894	\$918	\$991	\$1090	\$1321	\$1382	\$1505	\$2723	\$3781	
SRL3060	30x60 Sq.	152	2-17"	\$937	\$964	\$1051	\$1165	\$1438	\$1510	\$1653	\$2913	\$4000	

Note: When optional base finish is required, please multiply upcharge by 2 for tables supported with an extra base.

STARLA | BAR HEIGHT



Model Number	Table Top Size	Shpg. Wght.	Base Spread	LAMINATE TOP ASSORTED EDGES								VENEER TOP	
				GRP 1	GRP 2	GRP 3	GRP 4	GRP 5	GRP 6	GRP 7	GRP 8	GRP 9	
SRLH24D	24" Dia.	48	17"	\$523	\$538	\$576	\$630	\$757	\$790	\$857	\$1575	\$2202	
SRLH30D	30" Dia.	69	22"	\$571	\$589	\$642	\$713	\$881	\$926	\$1014	\$1783	\$2446	
SRLH36D	36" Dia.	82	28"	\$790	\$812	\$879	\$968	\$1179	\$1236	\$1346	\$2421	\$3352	

OPTIONS

Add upcharge to list price and code to model number

PC	Polished Chrome, for each 17" base	\$68 per base
PC	Polished Chrome, for each 22" base	\$140 per base
PC	Polished Chrome, for each 28" base	\$230 per base
RP	Painted Footring for Bar Height	\$110

RC	Polished Chrome Footring for Bar Height	\$130
ULW	Ultra Lightweight Top	\$190
RAD	Radius Corners for 3MM Edge	\$200 per table



PERFORATED METAL MODESTY PANELS



LAMINATED MODESTY PANELS

ORDERING INFORMATION

- | | |
|----------------------------|-------------------------------|
| 1) Series Name | 6) Laminate Selection and No. |
| 2) Model Number | 7) Edge Style Code and Color |
| 3) Size | 8) Wood Stain Color |
| 4) Quantity | 9) Optional Items |
| 5) Powder Coat Frame Color | |

BRANDON TRAINING BASE SPECIFICATIONS

Strata C Base

Table Height	Table height is 29" to 30" depending on table top specified.
Column	Column made of 1.5" x 3", 11 gauge OVAL tubular steel and notched to accept base plate.
Base	2" round 14 gauge – 16", 22" and 26" spreads. Endcaps are steel stamped discs, all hand brazed welded and polished smooth.
Plate	Top plate is 0.25" thick by 6" x 18", or 6" x 24" stamped steel, depending on size of tabletop.
Glides	Factory installed adjustable zinc rubber cushion steel glides are standard.
Modesty Panels	Steel Modesty Panel is 14 gauge perforated steel. Laminate Modesty Panel is 0.75" thick by 10" high by the length of the table top. Modesty panel is covered with laminate and finished with choice of edge.
Assembly	Base is a completely welded one piece base, no tie-rod assembly. The top plate is welded to the vertical column and the vertical column is welded to the horizontal base plate. Modesty panels in perforated steel or laminate are attached to OVAL columns with machine screws in metal inserts, no self tapping screws are used. Base mounts to tabletop with 1/4-20 x 1" machine screws into metal inserts in top; Stretcher steel bars are used on tops 72" and longer. NO WOOD SCREWS ARE USED.
Finish	Choice of standard powder coat colors – See "Color Selections" brochure

Table Bases and Legs

Finished in your choice of standard powder coat colors. Finishes listed at beginning of price list. For colors refer to "Color Selections" brochure. For actual color samples, please call Customer Service.

TABLE TOP SPECIFICATIONS

Table Tops

Table top core is CARB Phase I & Phase II Compliant. Laminate, wood veneer and phenolic backing are glued with water based adhesives.

Ultra-Lightweight Table Tops

Ultra-lightweight tables have an exceptionally strong manufactured MDF top made from 100% recovered and recycled wood fiber with at least 25% post-industrial recycled fiber; the balance consisting of recovered waste fiber. Ultra-light tables are 18% lighter than standard tables.

FINISHES

Laminate/Veneer Selections

ERG offers over 1000 standard laminate choices from Nevamar, Wilsonart, Formica and Pionite. Wood veneer is available in transparent stain colors - custom stain matching available.

Edge Selections:

ERG offers a wide variety of table top edge materials including PVC, wood, aluminum and resin/urethane.

OPTIONS

- CODE: FM - Floor Mount Legs
- CODE: CAS3 - 3" Mobile Casters (Not Available on C-Leg)
- CODE: SB - Stretcher bar for tables under 72"
- CODE: GD - Ganging
- CODE: 2-T - Two-Tone Leg & Panel. Metal Base, Legs and Modesty Panel for Strata will have 2 different colors.
- CODE: NMP - No Modesty Panel
- CODE: STH - Special Table Height, for any table height other than 29".
- TABLE ACCESSORIES – Modesty Panels, Bridges, Grommets, Wire Management, Power & Communication Options, Table Dollies – see "Accessories" section in price list
- TABLE BRIDGES – see "Accessories" section in price list.
- CODE: ULW - Ultra Lightweight Top
- CODE: RAD - Radius Corners for 3MM Edge

Note: (Maximum table top size 30x72 – available on T-leg only)

Note: When ordering modesty panel, table and panel must have 3MM edge.

MODEL / DESCRIPTION / LIST PRICING


STRATA | FREE STANDING C-LEG | STEEL MODESTY PANEL

RECTANGLE



Model Number	Table Top Size	Shpg. Wght	Base Spread	Modesty Panels	LAMINATE TOP ASSORTED EDGES			
					GRP 2	GRP 3	GRP 4	GRP 5
SC1836	18 X 36	54	2-16"- C	1	\$914	\$988	\$1035	\$1173
SC1848	18 X 48	61	2-16"- C	1	\$944	\$1029	\$1080	\$1237
SC1860	18 X 60	68	2-16"- C	1	\$992	\$1089	\$1150	\$1331
SC1872	18 X 72	75	2-16"- C	1	\$1037	\$1149	\$1218	\$1425
SC1896*	18 X 96	88	3-16"- C	2	\$1501	\$1638	\$1722	\$1979
SC2436	24 X 36	61	2-22"- C	1	\$971	\$1059	\$1114	\$1280
SC2448	24 X 48	70	2-22"- C	1	\$1017	\$1120	\$1184	\$1376
SC2460	24 X 60	79	2-22"- C	1	\$1093	\$1217	\$1295	\$1529
SC2472	24 X 72	88	2-22"- C	1	\$1124	\$1259	\$1342	\$1593
SC2496*	24 X 96	106	3-22"- C	2	\$1605	\$1770	\$1872	\$2181
SC3036	30 X 36	68	2-26"- C	1	\$1017	\$1118	\$1183	\$1374
SC3048	30 X 48	79	2-26"- C	1	\$1064	\$1181	\$1253	\$1471
SC3060	30 X 60	90	2-26"- C	1	\$1131	\$1264	\$1350	\$1604
SC3072	30 X 72	102	3-26"- C	1	\$1185	\$1337	\$1432	\$1716
SC3096*	30 X 96	124	3-26"- C	2	\$1692	\$1882	\$2001	\$2358

* All 96" length tables have 3 legs and 2 modesty panels



PERFORATED STEEL
Strata's perforated steel modesty panels maintain privacy while allowing air flow and presenting a clean modern style.



FLOOR MOUNT DETAIL



C-LEG FLOOR MOUNT PROFILE



C-LEG PROFILE - FREE STANDING

OPTIONS

Add upcharge to list price and code to model number

FM	Floor Mount Leg	\$68 per leg
GD	Ganging	\$95
2-T	Two-Tone Leg and Panel.	\$110
SB	Stretcher Bar for tables under 72"	\$80
NMP	No Modesty Panel (deduct from list)	\$125

STH	Special Table Height, for other than 29" height.	\$150 per leg
MPR	Modesty Panel - round hole perforation	-
MPS	Modesty Panel - slotted hole perforation	-
ULW	Ultra Lightweight Top	\$190
RAD	Radius Corners for 3MM Edge	\$200 per table



RECTANGLE T-LEG
96" length with 3 legs and 2 panels.

MODEL / DESCRIPTION / LIST PRICING

STRATA | FREE STANDING T-LEG | STEEL MODESTY PANEL



Model Number	Table Top Size	Shpg. Wght	Base Spread	Modesty Panels	LAMINATE TOP ASSORTED EDGES			
					GRP 2	GRP 3	GRP 4	GRP 5
ST1836	18 X 36	54	2-16"- T	1	\$923	\$997	\$1043	\$1183
ST1848	18 X 48	61	2-16"- T	1	\$955	\$1037	\$1090	\$1245
ST1860	18 X 60	68	2-16"- T	1	\$1001	\$1097	\$1159	\$1340
ST1872	18 X 72	75	2-16"- T	1	\$1046	\$1158	\$1227	\$1435
ST1896*	18 X 96	88	3-16"- T	2	\$1520	\$1657	\$1741	\$1999
ST2436	24 X 36	61	2-22"- T	1	\$980	\$1069	\$1123	\$1290
ST2448	24 X 48	70	2-22"- T	1	\$1028	\$1131	\$1193	\$1384
ST2460	24 X 60	79	2-22"- T	1	\$1101	\$1226	\$1303	\$1537
ST2472	24 X 72	88	2-22"- T	1	\$1134	\$1268	\$1352	\$1603
ST2496*	24 X 96	106	3-22"- T	2	\$1624	\$1789	\$1891	\$2200
ST3036	30 X 48	68	2-26"- T	1	\$1026	\$1128	\$1192	\$1382
ST3048	30 X 48	79	2-26"- T	1	\$1074	\$1190	\$1263	\$1479
ST3060	30 X 60	90	2-26"- T	1	\$1139	\$1274	\$1359	\$1613
ST3072	30 X 72	102	3-26"- T	1	\$1194	\$1345	\$1441	\$1726
ST3096*	30 X 96	124	3-26"- T	2	\$1711	\$1900	\$2020	\$2377
ST3648	36 X 48	88	2-26"- T	1	\$1158	\$1299	\$1387	\$1652
ST3660	36 X 60	102	2-26"- T	1	\$1214	\$1372	\$1471	\$1766
ST3672	36 X 72	115	2-26"- T	1	\$1277	\$1454	\$1564	\$1894
ST3696*	36 X 96	142	3-26"- T	2	\$1811	\$2030	\$2168	\$2579

OPTIONS

Add upcharge to list price and code to model number

FM	Floor Mount Leg	\$68 per leg
CAS3	3" Mobile Casters (2 Casters per leg)	\$25 each
GD	Ganging	\$95
2-T	Two-Tone Leg and Panel.	\$110
SB	Stretcher Bar for tables under 72"	\$80
NMP	No Modesty Panel (deduct from list)	\$125

STH	Special Table Height, for other than 29" height.	\$150 per leg
MPR	Modesty Panel - round hole perforation	-
MPS	Modesty Panel - slotted hole perforation	-
ULW	Ultra Lightweight Top	\$190
RAD	Radius Corners for 3MM Edge	\$200 per table



STRATA C-LEG
WITH OPTIONAL FLOOR MOUNT

MODEL / DESCRIPTION / LIST PRICING

STRATA | FREE STANDING C-LEG | LAMINATE MODESTY PANEL



RECTANGLE

Model Number	Table Top Size	Shpg. Wght	Base Spread	Modesty Panels	LAMINATE TOP ASSORTED EDGES			
					GRP 2	GRP 3	GRP 4	GRP 5
ICII1836	18 X 36	54	2-16"- C	1	\$889	\$963	\$1010	\$1149
ICII1848	18 X 48	61	2-16"- C	1	\$920	\$1004	\$1056	\$1212
ICII1860	18 X 60	68	2-16"- C	1	\$966	\$1064	\$1124	\$1305
ICII1872	18 X 72	75	2-16"- C	1	\$1014	\$1123	\$1193	\$1400
ICII1896*	18 X 96	88	2-16"- C	2	\$1477	\$1613	\$1700	\$1955
ICII2436	24 X 36	61	2-22"- C	1	\$948	\$1036	\$1091	\$1256
ICII2448	24 X 48	70	2-22"- C	1	\$994	\$1096	\$1160	\$1352
ICII2460	24 X 60	79	2-22"- C	1	\$1069	\$1193	\$1271	\$1504
ICII2472	24 X 72	88	2-22"- C	1	\$1100	\$1235	\$1319	\$1570
ICII2496*	24 X 96	106	3-22"- C	2	\$1581	\$1746	\$1849	\$2157
ICII3036	30 X 36	68	2-26"- C	1	\$993	\$1094	\$1159	\$1350
ICII3048	30 X 48	79	2-26"- C	1	\$1040	\$1157	\$1229	\$1447
ICII3060	30 X 60	90	2-26"- C	1	\$1106	\$1241	\$1325	\$1580
ICII3072	30 X 72	102	3-26"- C	1	\$1161	\$1313	\$1408	\$1692
ICII3096*	30 X 96	124	3-26"- C	2	\$1668	\$1858	\$1977	\$2334

* All 96" length tables have 3 legs and 2 modesty panels

OPTIONS

Add upcharge to list price and code to model number

FM	Floor Mount Leg	\$68 per leg
GD	Ganging	\$95
SB	Stretcher Bar for tables under 72"	\$80
2-T	Two-Tone Leg and Panel.	\$110

NMP	No Modesty Panel (deduct from list)	\$125
STH	Special Table Height, for other than 29" height.	\$150 per leg
ULW	Ultra Lightweight Top	\$190




STUDY CARREL



BACK TO BACK CARRELS

STRATA | CARREL

Model Number	Dimensions Depth by Length	Privacy Panel Qty - Height	Seating Units	PERFORATED STEEL PANELS LAMINATE TOP			
				GRP 2	GRP 3	GRP 4	GRP 5
SSC2436	24" X 36"	3 - 18" H	1	\$1554	\$1602	\$1652	\$1701
SSC2472	24" X 72"	3 - 18" H	2	\$1922	\$1979	\$2042	\$2103



DIVIDER PANEL



PRIVACY PANEL

STRATA | ACCESSORIES

Description	Model Number	Panel Dimensions	PERFORATED STEEL
			LIST PRICE
DIVIDER PANEL	DPNL2218	22"L X 18" H	\$158
PRIVACY PANEL	DPNL3618	36"L X 18" H	\$210
PRIVACY PANEL	DPNL7218	72"L X 18" H	\$284

STRATA DIVIDER PANEL SPECIFICATIONS

Strata Divider panel is 14 gauge perforated steel 18" high. Privacy and Divider panels mount to tabletop with 1/4-20 x 3/4" machine screws into metal inserts in top; no wood screws are used. Shipped K-D.

- **GANGING for Back to Back Carrels: \$108**
- **Custom sizes available upon request, call ERG for quote.**



ERG Strata Study Carrel is a good option for libraries or student training centers

STRIKE SERIES

The Strike chair features a once piece polypropylene shell with a perforated back and a clean out feature. The perforated back design offers style and ventilation. Frames are available in standard polished chrome or optional powder coat color finishes.



SLED BASE WITH
UPHOLSTERED SEAT INSERT



BAR STOOLS

ORDERING INFORMATION

To Order Please Specify:

- | | |
|-----------------|-------------------------------|
| 1) Series Name | 4) Optional Powder Coat Color |
| 2) Model Number | 5) Fabric Grade & Number |
| 3) Quantity | 6) Optional Items |

STRIKE GENERAL SPECIFICATIONS

Shell

- Strike chairs have a contoured shell made of .50" thick molded polypropylene featuring a waterfall design and gentle flex back.
 - Backrest is designed with a perforated hole pattern, holes are .187" square with a stylish taper and diminish toward the outer edges.
- Note: Molded polypropylene material is shatter proof and scratch resistant.

Upholstery

- Seat insert is upholstered over 1" foam.
- Seat can be upholstered with choice of fabric, vinyl, crypton, leather or approved COM.

Frame - Four Leg

- .625" diameter, 16 gauge steel tubing with hand brazed welds.

Frame - V

- .75" diameter, 16 gauge steel tubing with hand brazed welds.

Frame - Sled Base

- .4375" round solid steel. Factory installed black plastic glides.

Stacking

- 4-leg models stack 10 high, sled base stacks 4 high.

Glides

- Factory installed glides - adjustable steel (4-leg, V) or black plastic (sled base).

COLORS / FINISHES

Frame Finish Colors:

Standard polished chrome finish.

Optional powder coat colors available with upcharge.

Polypropylene Shell Colors:

- | | |
|-------------|-----------------|
| • Dark Gray | • Ribbon Red |
| • Fawn | • White |
| • Black | • Midnight Blue |
| • Tangerine | • Ivy Green |

OPTIONS

- CODE: FR - CA133 Fire Retardant.
- CODE: MB - Moisture Barrier.
- CODE: SF - Powder Coat finish frame
- CODE: CH - Counter Height (24" seat height)
- CODE: SH - Specialty Height (any custom height)



UPHOLSTERED SEAT
INSERT



POWDER COAT
FRAME COLOR

One-piece Polypropylene shell

Gentle Flex Back

Breathable Back -
perforated square holes

Easy clean out

Stylish waterfall front

Factory installed
adjustable steel
glides

Underside bumper guards

Choice of 4-leg or sled base

Standard chrome frame

4-legged frame

TYPICAL FEATURES ON ALL 4 FRAMES



#196 Stacking Chair Dolly
Square laminate base insert protects chairs.
Approx. 25" x 25".

DIMENSIONS	4-Legged	V-Frame	Sled Chair
Seat Width:	18"	18"	18"
Seat Depth:	16.75"	16.75"	16.75"
Seat Height:	17.5"	17.5"	17.5"
Back Height:	32"	43"	32"
Overall Width:	21.5"	21.5"	21.5"
Overall Depth:	20"	20"	20"
Qty./Wt. per carton:	3 ea./25 lbs.	1 ea./25 lbs.	3 ea./25 lbs.



SLED BASE



V-FRAME



4-LEGGED

MODEL / DESCRIPTION / LIST PRICING



5070 4-Legged Side Chair



Chair
\$227

5072 4-Legged Side Chair - w/ Upholstered Seat Insert

COM Yardage: 0.75 Yard

COM	GR1	GR2	GR3	GR4	GR5	GR6	GR7	GR8	GR9	GR10	LEA
\$316	\$338	\$352	\$365	\$380	\$396	\$411	\$427	\$445	\$463	\$481	\$569



5071 V-Frame Chair - (welded ganging device included)

Chair
\$208

5073 V-Frame Chair - w/ Upholstered Seat Insert - (welded ganging device included)

COM Yardage: 0.75 Yard

COM	GR1	GR2	GR3	GR4	GR5	GR6	GR7	GR8	GR9	GR10	LEA
\$296	\$316	\$328	\$342	\$356	\$370	\$385	\$400	\$416	\$432	\$450	\$532



5074 Sled Base Chair

Chair
\$198

5076 Sled Base Chair - w/ Upholstered Seat Insert

COM Yardage: 0.75 Yard

COM	GR1	GR2	GR3	GR4	GR5	GR6	GR7	GR8	GR9	GR10	LEA
\$286	\$306	\$318	\$331	\$344	\$358	\$372	\$387	\$403	\$419	\$436	\$515

Note: Strike chair is a wall saver

PLASTIC SHELL COLORS



OPTIONS

Add upcharge to list price and code to model number

FR	CA133 Fire Retardant per yard.	\$90/yd.
MB	Moisture Barrier - Standard and MID Seats	\$68
SF	Powder Coat Finish - Chair	\$38

SF	Powder Coat - Bar Stool	\$58
#196	Stacking Chair Dolly	\$483

DIMENSIONS	Sled Base Stool	4-Legged Stool
Seat Width:	18"	18"
Seat Depth:	16.75"	16.75"
Seat Height:	30"	30"
Back Height:	43"	43"
Overall Width:	21.5"	21.5"
Overall Depth:	22"	22"
Qty./Wt. per carton:	2 ea./45 lbs.	2 ea./45 lbs.



4-LEGGED BAR STOOL



SLED BASE BAR STOOL

MODEL / DESCRIPTION / LIST PRICING

Strike offers two types of bar stools sled base and 4-legged




5078 Sled Base Stool (Not available in Counter Height)

Chair
\$422

5080 Sled Base Stool - w/ Upholstered Seat Insert

COM Yardage: 0.75 Yard

COM	GR1	GR2	GR3	GR4	GR5	GR6	GR7	GR8	GR9	GR10	LEA
\$508	\$544	\$566	\$588	\$612	\$636	\$662	\$688	\$716	\$744	\$774	\$915



5077 4-Legged Stool



Chair
\$454

5079 4-Legged Stool - w/ Upholstered Seat Insert

COM Yardage: 0.75 Yard

COM	GR1	GR2	GR3	GR4	GR5	GR6	GR7	GR8	GR9	GR10	LEA
\$542	\$580	\$603	\$627	\$652	\$678	\$705	\$734	\$763	\$793	\$825	\$975

Note: Strike stool is a wall saver

PLASTIC SHELL COLORS




OPTIONS


Add upcharge to list price and code to model number

FR	CA133 Fire Retardant per yard.	\$90/yd.
MB	Moisture Barrier - Standard and MID Seats	\$68
SF	Powder Coat Finish - Chair	\$38

SF	Powder Coat - Bar Stool	\$58
CH	Counter Height (24" seat height) (No Sledbase)	\$28
SH	Specialty Height (any custom height)	\$28




V-Frame Strike chairs set for use in an auditorium



Strike chair welded ganging device is standard on V-Frame

2 V-Frame Strike chair ganged together

Note: V-Frames are equipped w/ welded ganging device



SQUARE PERFORATION DETAIL

POLYPROPYLENE ONE PIECE SHELL

Polypropylene Shell Colors Available




All Strike models are stackable




BAR STOOL STACKED

(Approx. 4 height)



V-FRAME STACKED

(Approx. 10 height)



4-LEGGED STACKED

(Approx. 10 height)



SLED BASE STACKED

(Approx. 4 height)



4 legged stool with Crossfire bar height table



sled based stool with Flatcut bar height table



4 legged chair with Corsa cafe table



sled based chair with Corsa square table

SYMPHONY BANQUETTE

Symphony Banquette Available in 2 heights 37" and 48"

The Symphony Banquette has been primarily designed as dining lounges for dining halls, eateries and for meeting areas. The series offers a complete dining environment solution with standard-height and tall-back banquettes in both single and back-to-back configurations. Complement with matching lounges.



SYMPHONY CHAIR



SYMPHONY TALL BACK BANQUETTE



SYMPHONY TALL BACK BACK-TO-BACK BANQUETTE

ORDERING INFORMATION

- | | |
|------------------------|------------------------------|
| 1) Series Name | 5) Fabric Grade and Number |
| 2) Model Number | 6) Wood Stain color |
| 3) Metal or Wood Frame | 7) 2nd or 3rd Fabric Options |
| 4) Quantity | 8) Optional Items |

SYMPHONY BANQUETTE SPECIFICATIONS

Frame Construction

Frame assembly is constructed of multi-ply hardwood, with tongue and groove construction. All foam is fully bonded to frame. Seat cushions are 3" graded high resiliency (H.R.) block foam, covered entirely with special bonded polyester fiber to protect final upholstery. No sag-springs are installed in seat & back along with interlocking helicoil springs to prevent sagging and provide additional lower back and seat support.

Upholstery

Seat and back are covered in choice of fabric, vinyl, crypton, leather or COM ERG uses only water based glues and adhesives in our upholstery process.

Wood Legs/Platform

Wood legs are tapered 2.5" square and 8.5" tall on a Hardrock Maple wood platform base.

Series Note:

For more Symphony models - see Lounge section

COLORS / FINISHES

Frame Finish

Wood: Transparent wood stain color choices for solid Maple frame.
Metal: Standard powder coat color choices for welded metal frame.

OPTIONS

- CODE: FR - CA133 Fire Retardant.
- CODE: MB -Moisture Barrier (up to 60" overall width).
- CODE: MB60 -Moisture Barrier (over 60" overall width).
- CODE: MBB -Moisture Barrier (up to 60" overall width Back-to-Back).
- CODE: MBB60 -Moisture Barrier (over 60" overall width Back-to-Back).
- CODE: 2FO - Two Fabric Option.
- CODE: 3FO - Three Fabric Option.
- CODE: QD - Quad Tufted Seat Design
- CODE: VD - V-Pattern Seat Design
- CODE: PIP - Piping horizontally and vertically (add .25 yard COM)

OPTIONS

Symphony offers two different style bases and legs with either regular or tall back lounges and arm chairs

- 1.) All Wood Frame 2.) All Metal Frame




SAME PRICE FOR METAL OR WOOD FRAME

UPHOLSTERY OPTIONS


• **Two Fabric Option**

When seat and arms are upholstered in 2 different fabrics of your choice, add Code: 2FO to model number.




• **Three Fabric Option**

When seat, back and arms are upholstered in 3 different fabrics of your choice, add Code: 3FO to model number.




• **Quad Tufted Seat Design**

Tufted Seat using approved fabric. Add Code: QD to model number.




• **V-Pattern 2-Tone Seat**

V-pattern on seat. Add Code: VD to model number.



• **Piping**

Horizontal piping on front and top and vertical on back where applicable. Add Code: PIP to model number.



DIMENSIONS	Straight Banquette	Back-to-Back Banquette
Seat Depth:	20"	20"
Seat Height:	18.5"	18.5"
Overall Depth:	24.5"	48"
Overall Width:	27", 50.5", 74.5"	27", 50.5", 74.5"
Overall Height:	37"	37"
Qty./Wt.:	1 ea./150 lbs.	1 ea./300 lbs.




2-SEAT BANQUETTE WITH QUAD TUFTED SEAT DESIGN

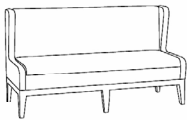
MODEL / DESCRIPTION / LIST PRICING




4900	Chair	COM Yardage: Total: 7.25 Yds. / Back: 2.5 Yds. / Arms: 2.75 Yds. / Seat: 2 Yd.										
COM	GR1	GR2	GR3	GR4	GR5	GR6	GR7	GR8	GR9	GR10	LEA	
\$2292	\$2453	\$2551	\$2653	\$2759	\$2869	\$2984	\$3103	\$3227	\$3356	\$3491	\$4126	



4902	2-Seat Banquette	COM Yardage: Total: 8.75 Yds. / Back: 3.5 Yds. / Arms: 2.75 Yds. / Seat: 2.5 Yds.										
COM	GR1	GR2	GR3	GR4	GR5	GR6	GR7	GR8	GR9	GR10	LEA	
\$3196	\$3420	\$3557	\$3699	\$3847	\$4001	\$4161	\$4327	\$4501	\$4681	\$4868	\$5753	



4904	3-Seat Banquette	COM Yardage: Total: 9.75 Yds. / Back: 4 Yds. / Arms: 2.75 Yds. / Seat: 3 Yds.										
COM	GR1	GR2	GR3	GR4	GR5	GR6	GR7	GR8	GR9	GR10	LEA	
\$4582	\$4903	\$5099	\$5303	\$5515	\$5736	\$5965	\$6204	\$6452	\$6710	\$6978	\$8248	



4906	Back-to-Back Chair	COM Yardage: Total: 12.5 Yds. / Back: 3.5 Yds. / Arms: 5 Yds. / Seat: 4 Yds.										
COM	GR1	GR2	GR3	GR4	GR5	GR6	GR7	GR8	GR9	GR10	LEA	
\$4355	\$4660	\$4846	\$5040	\$5242	\$5451	\$5669	\$5896	\$6132	\$6377	\$6632	\$7839	

4908	Back-to-Back 2-Seat Banquette	COM Yardage: Total: 14 Yds. / Back: 4.5 Yds. / Arms: 5 Yds. / Seat: 4.5 Yds.										
COM	GR1	GR2	GR3	GR4	GR5	GR6	GR7	GR8	GR9	GR10	LEA	
\$6074	\$6499	\$6759	\$7029	\$7310	\$7603	\$7907	\$8223	\$8552	\$8894	\$9250	\$10933	

4910	Back-to-Back 3-Seat Banquette	COM Yardage: Total: 16.5 Yds. / Back: 6 Yds. / Arms: 5 Yds. / Seat: 5.5 Yds.										
COM	GR1	GR2	GR3	GR4	GR5	GR6	GR7	GR8	GR9	GR10	LEA	
\$8704	\$9314	\$9686	\$10074	\$10477	\$10896	\$11331	\$11785	\$12256	\$12746	\$13256	\$15668	

OPTIONS

Add upcharge to list price and code to model number

FR	CA133 Fire Retardant per yard	\$90/yd.
MB	Moisture Barrier - one and two seat unit	\$125 each
MB60	Moisture Barrier - three seat unit	\$200 each
MBB	Moisture Barrier - up to 60" width (Back-to-Back)	\$250 each
MBB60	Moisture Barrier - over 60" width (Back-to-Back)	\$400 each

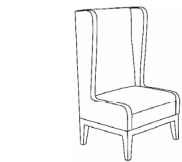
2FO	Two Fabric Option	\$98
3FO	Three fabric option	\$148
QD	Quad Tufted Seat Design	\$159 per unit
VD	V-Pattern Seat Design	\$59 per unit
PIP	Piping horizontally and vertically	\$60 per unit

DIMENSIONS	Tall Back Straight Banquette	Tall Back Back-to-Back Banquette
Seat Depth:	20"	20"
Seat Height:	18.5"	18.5"
Overall Depth:	24.5"	48"
Overall Width:	27", 50.5", 74.5"	27", 50.5", 74.5"
Overall Height:	48"	48"
Qty./Wt.:	1 ea./150 lbs.	1 ea./300 lbs.



2-SEAT TALL BACK BANQUETTE

MODEL / DESCRIPTION / LIST PRICING



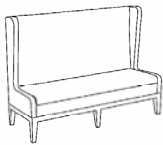
4920 Tall Back Chair COM Yardage: Total: 9 Yds. / Back: 3 Yds. / Arms: 4 Yds. / Seat: 2 Yds.

COM	GR1	GR2	GR3	GR4	GR5	GR6	GR7	GR8	GR9	GR10	LEA
\$2691	\$2879	\$2994	\$3114	\$3239	\$3368	\$3503	\$3643	\$3789	\$3940	\$4098	\$4843




4922 2-Seat Tall Back Banquette COM Yardage: Total: 10.5 Yds. / Back: 4 Yds. / Arms: 4 Yds. / Seat: 2.5 Yds.

COM	GR1	GR2	GR3	GR4	GR5	GR6	GR7	GR8	GR9	GR10	LEA
\$3812	\$4079	\$4242	\$4412	\$4588	\$4772	\$4963	\$5161	\$5368	\$5582	\$5806	\$6862



4924 3-Seat Tall Back Banquette COM Yardage: Total: 12 Yds. / Back: 5 Yds. / Arms: 4 Yds. / Seat: 3 Yds.

COM	GR1	GR2	GR3	GR4	GR5	GR6	GR7	GR8	GR9	GR10	LEA
\$5355	\$5730	\$5959	\$6198	\$6446	\$6703	\$6971	\$7250	\$7540	\$7842	\$8156	\$9639



4912 Back-to-Back Tall Back Chair COM Yardage: Total: 13 Yds. / Back: 3.5 Yds. / Arms: 6 Yds. / Seat: 3.5 Yds.

COM	GR1	GR2	GR3	GR4	GR5	GR6	GR7	GR8	GR9	GR10	LEA
\$5112	\$5469	\$5688	\$5916	\$6152	\$6399	\$6654	\$6921	\$7197	\$7485	\$7785	\$9201

4914 Back-to-Back 2-Seat Tall Back Banquette COM Yardage: Total: 16.5 Yds. / Back: 6 Yds. / Arms: 6 Yds. / Seat: 4.5 Yds.

COM	GR1	GR2	GR3	GR4	GR5	GR6	GR7	GR8	GR9	GR10	LEA
\$7242	\$7749	\$8059	\$8381	\$8717	\$9065	\$9428	\$9805	\$10197	\$10605	\$11029	\$13036

4916 Back-to-Back 3-Seat Tall Back Banquette COM Yardage: Total: 18 Yds. / Back: 7 Yds. / Arms: 6 Yds. / Seat: 5 Yds.

COM	GR1	GR2	GR3	GR4	GR5	GR6	GR7	GR8	GR9	GR10	LEA
\$10174	\$10886	\$11322	\$11775	\$12246	\$12735	\$13245	\$13775	\$14326	\$14899	\$15495	\$18313

OPTIONS

Add upcharge to list price and code to model number

FR	CA133 Fire Retardant per yard	\$90/yd.
MB	Moisture Barrier - one and two seat unit	\$125 each
MB60	Moisture Barrier - three seat unit	\$200 each
MBB	Moisture Barrier - up to 60" width (Back-to-Back)	\$250 each
MBB60	Moisture Barrier - over 60" width (Back-to-Back)	\$400 each

2FO	Two Fabric Option	\$98
3FO	Three fabric option	\$148
QD	Quad Tufted Seat Design	\$159 per unit
VD	V-Pattern Seat Design	\$59 per unit
PIP	Piping horizontally and vertically	\$60 per unit

SYMPHONY LOUNGE

The Symphony Lounge is a perfect fit for Hotel lobbies and lounge settings. A traditional lounge with a combination of contemporary and traditional styling, the Symphony features curved arms and classic comfort. Designed to add character to any lobby, it can be used as a vignette in public seating areas with its elegant occasional tables and contrasting fabric designs.



SYMPHONY ARM CHAIR



SYMPHONY TALL ARM CHAIR

ORDERING INFORMATION

To Order Please Specify:

- | | |
|------------------------|--------------------------------|
| 1) Series Name | 5) Wood Leg Stain Color |
| 2) Model Number | 6) Metal Leg Powder Coat Color |
| 3) Metal or Wood Frame | 7) Fabric Grade & Number |
| 4) Quantity | 8) Optional Items |

SYMPHONY GENERAL SPECIFICATIONS

Frame Construction

Frame assembly is constructed of multi-ply hardwood, with tongue and groove construction. All foam is fully bonded to frame. Seat cushions are 3" graded high resiliency (H.R.) block foam, covered entirely with special bonded polyester fiber to protect final upholstery. No-sag springs are installed in seat and back along with interlocking helicoil springs to prevent sagging and provide additional lower back and seat support.

Upholstery

ERG uses only water based glues and adhesives in our upholstery process. Seat and back are covered in choice of fabric, vinyl, crypton, leather or COM. Contrasting fabrics are available.

Wood Legs

Wood legs are 2.5" square and 8.5" tall tapered Hardrock maple wood.

Metal Legs

Symphony metal legs are .75" x 1.5" diameter, 14 gauge steel tubing with laser cut steel tapered plates braze welded.

Glides

Legs have black nylon glides installed.

COLORS / FINISHES

Wood Frame Finish Colors:

All transparent wood stain colors available.

Metal Frame Finish Colors

Standard powder coat colors available.

OPTIONS


- CODE: FR - CA133 Fire Retardant.
- CODE: MB - Moisture Barrier.
- CODE: QD - Quad Tufted Seat Design.
- CODE: VD - V-Pattern Seat Design.
- CODE: PIP - Piping horizontally and vertically. For COM yardage add .25 yard.
- CODE: 2FO - Two Fabric Option.
- CODE: 3FO - Three Fabric Option.

OPTIONS

Symphony offers two different style bases and legs with either regular or tall back lounges and arm chairs

1.) All Wood Frame

2.) All Metal Frame




SAME PRICE FOR METAL OR WOOD FRAME

UPHOLSTERY OPTIONS

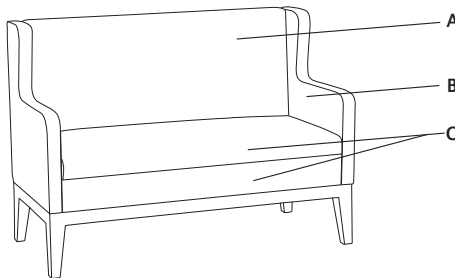
Two Fabric Option:

When seat and arms are upholstered in 2 different fabrics of your choice, add Code: 2FO to model number.




Three Fabric Option

When seat, back and arms are upholstered in 3 different fabrics of your choice, add Code: 3FO to model number.




Quad Tufted Seat Design

Tufted Seat using approved fabric. Add Code: QD to model number.




V-Pattern 2-TSingle Seat

V-pattern on seat. Add Code: VD to model number.



Piping

Horizontal piping on front and top and vertical on back where applicable. Add Code: PIP to model number.



DIMENSIONS	Single Seat	Two Seat	Three Seat
Seat Width:	23"	46"	70"
Seat Depth:	20"	20"	20"
Seat Height:	18.5"	18.5"	18.5"
Back Height:	36.5"	36.5"	36.5"
Overall Width:	27"	50.5"	74.5"
Overall Depth:	24.5"	24.5"	24.5"
Qty./Wt.:	1 ea./50 lbs.	1 ea./110 lbs.	1 ea./135 lbs.



TWO SEAT LOUNGE


MODEL / DESCRIPTION / LIST PRICING



4950 Arm Chair

COM Yardage: 6.75 Yds. / Back: 2 Yds. / Seat: 2 Yds. / Arms: 2.75 Yds.

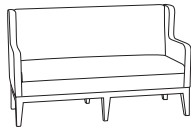
COM	GR1	GR2	GR3	GR4	GR5	GR6	GR7	GR8	GR9	GR10	LEA
\$1965	\$2102	\$2186	\$2274	\$2365	\$2459	\$2557	\$2660	\$2766	\$2877	\$2992	\$3536



4952 Two Seat Lounge

COM Yardage: 7.75 Yds. / Back: 3 Yds. / Seat: 2 Yds. / Arms: 2.75 Yds.

COM	GR1	GR2	GR3	GR4	GR5	GR6	GR7	GR8	GR9	GR10	LEA
\$2750	\$2942	\$3060	\$3183	\$3310	\$3442	\$3580	\$3723	\$3872	\$4027	\$4188	\$4950



4954 Three Seat Lounge

COM Yardage: 10.25 Yds. / Back: 4.5 Yds. / Seat: 3 Yds. / Arms: 2.75 Yds.

COM	GR1	GR2	GR3	GR4	GR5	GR6	GR7	GR8	GR9	GR10	LEA
\$3928	\$4203	\$4371	\$4546	\$4728	\$4917	\$5114	\$5318	\$5531	\$5752	\$5982	\$7070

OPTIONS

Add upcharge to list price and code to model number

FR	CA133 Fire Retardant per yard	\$90/yd.
MB	Moisture Barrier - per seat	\$125
2FO	Two fabric option	\$98
3FO	Three fabric option - add to highest grade	\$148

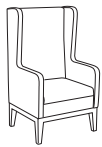
QD	Quad Tufted Seat Design	\$159
VD	V-Pattern Seat Design	\$59
PIP	Accent Piping - per seat. Add 0.25 yd. COM	\$59

DIMENSIONS	Single Seat	Two Seat	Three Seat
Seat Width:	23"	46"	70"
Seat Depth:	20"	20"	20"
Seat Height:	18.5"	18.5"	18.5"
Back Height:	48"	48"	48"
Overall Width:	27"	50.5"	74.5"
Overall Depth:	24.5"	24.5"	24.5"
Qty./Wt.:	1 ea./50 lbs.	1 ea./110 lbs.	1 ea./135 lbs.



TWO SEAT TALL-BACK LOUNGE

MODEL / DESCRIPTION / LIST PRICING



4960 Tall Back Arm Chair

COM Yardage: 7.5 Yds. / Back: 2.50 Yds. / Seat: 1.5 Yds. / Arms: 4.5 Yds.


COM	GR1	GR2	GR3	GR4	GR5	GR6	GR7	GR8	GR9	GR10	LEA
\$2211	\$2366	\$2461	\$2559	\$2662	\$2768	\$2879	\$2994	\$3114	\$3238	\$3368	\$3980



4962 Two Seat Tall Back Lounge

COM Yardage: 12.5 Yds. / Back: 4.5 Yds. / Seat: 4 Yds. / Arms: 4 Yds.

COM	GR1	GR2	GR3	GR4	GR5	GR6	GR7	GR8	GR9	GR10	LEA
\$3130	\$3349	\$3483	\$3622	\$3767	\$3918	\$4075	\$4238	\$4407	\$4584	\$4767	\$5634



4964 Three Seat Tall Back Lounge

COM Yardage: 12 Yds. / Back: 5 Yds. / Seat: 3 Yds. / Arms: 4 Yds.

COM	GR1	GR2	GR3	GR4	GR5	GR6	GR7	GR8	GR9	GR10	LEA
\$4423	\$4732	\$4921	\$5118	\$5323	\$5536	\$5757	\$5988	\$6227	\$6476	\$6735	\$7961

OPTIONS

Add upcharge to list price and code to model number

FR	CA133 Fire Retardant per yard	\$90/yd.
MB	Moisture Barrier - per seat	\$125
2FO	Two fabric option	\$98
3FO	Three fabric option	\$148

QD	Quad Tufted Seat Design	\$159
VD	V-Pattern Seat Design	\$59
PIP	Accent Piping - per seat. Add 0.25 yd. COM	\$59

T-LEG BEAM SEATING

T-Leg beam seating features 1" x 2" arched rectangular steel tube bases with 2" elliptical steel columns attached to a steel beam. Your choice of several ERG seat styles and optional tables to fit your space.



THREE SEAT BEAM WITH WEBBY SEATS AND UPHOLSTERED SEAT INSERTS



T-LEG DETAIL

ORDERING INFORMATION

To Order Please Specify:

- | | |
|------------------------------------|---------------------------------|
| 1) Series Name | 8) Upholstery |
| 2) Model Number | 9) Wood Seat Stain Color |
| 3) Quantity | 10) Table Choice |
| 4) Frame Color | 11) Laminate Selection / Number |
| 5) Layout of Seats / Arms / Tables | 12) PVC Convex Table Edge Color |
| 6) Number of Seats | 13) Any Accessories or Options |
| 7) Seat Choice | |



BEAM SEATING GENERAL SPECIFICATIONS

Frame Construction

The Beam frame is fabricated with 1" x 2" arched rectangular steel tube bases and 2" elliptical steel tube columns attached to a steel beam. The beam and legs are sand blasted and then powder coated for maximum paint adhesion.

Finish

Standard powder coat colors available.

Choice of Seats

Choose from several ERG seat styles, featuring hundreds of material and upholstery combinations.

Optional Table Tops

Laminate table top is 1.25" thick high density particle board with a PVC convex T-mold edge. Your choice of over 1000 standard laminates from brands like Nevamar, Wilsonart, Formica and Pionite.

Note

Beam seating frames are free standing. Floor mount legs are optional.

COLORS / FINISHES

Frame Finish Colors:

Standard powder coat colors available.

Wood Seat Stain Colors:

All transparent wood stain colors available.

OPTIONS

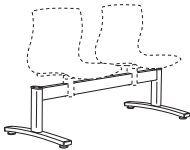
- CODE: FM - Floor Mount
- CODE: FS/CL - Free Standing Interconnecting Legs
- CODE: BBC - Back To Back Connector Bar
- CODE: FR - CA133 Flame Retardant
- CODE: MB - Moisture Barrier.
- CODE: ENG - Laser Engraving
- CODE: TT - Two Tone Wood Stains
- CODE: RB -Reverse Bubble Back Cutout - Benton
- CODE: UB - Upright Bubble Back Cutout - Benton
- CODE: VB - Vertical Bubble Back Cutout - Benton
- CODE: SQ -Square Hole Cutout Design - Dekko
- CODE: RD - Round Hole Cutout Design - Dekko
- CODE: RECT - Rectilinear Hole Cutout Design - Dekko
- CODE: AC2 - Nylon T-Arms - All Seats
- CODE: OT/S -Online Table - Square
- CODE: OT/R -Online Table - Round
- CODE: OT/E -Online Table - Rounded End
- CODE: OT/90 -Online Table - 90° Corner
- CODE: OT/D -Online Table - Double End

DIMENSIONS	2 Seat Beam	3 Seat Beam	4 Seat Beam
Overall Depth:	24"	24"	24"
Overall Width:	50"	70"	90"
Table Height:	17"	17"	17"
Weight per carton:	68 lb.	88 lb.	108 lb.



THREE SEAT BEAM WITH WEBBY SEATS

MODEL / DESCRIPTION / LIST PRICING FRAME ONLY (ADD SEAT/ARM OPTIONS TO LIST PRICE)

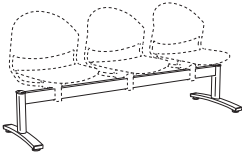


Two seat Beam frame

4202

Steel beam with arched steel tube base and column

Two Seat beam frame
\$1418

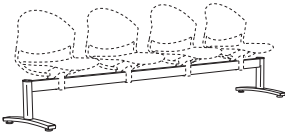


Three seat Beam frame

4203

Steel beam with arched steel tube base and column

Three Seat beam frame
\$1707



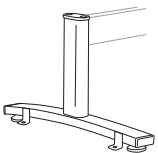
Four seat Beam frame

4204

Steel beam with arched steel tube base and column

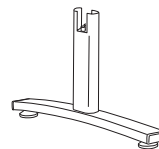
Four Seat beam frame
\$1939

FRAME OPTIONS / LIST PRICING (ADD TO FRAME LIST PRICE)



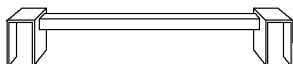
FM - Floor Mount

2 legs / 2 tabs per leg
\$216



FS/CL - Free-Standing Interconnecting Legs

per leg
\$289



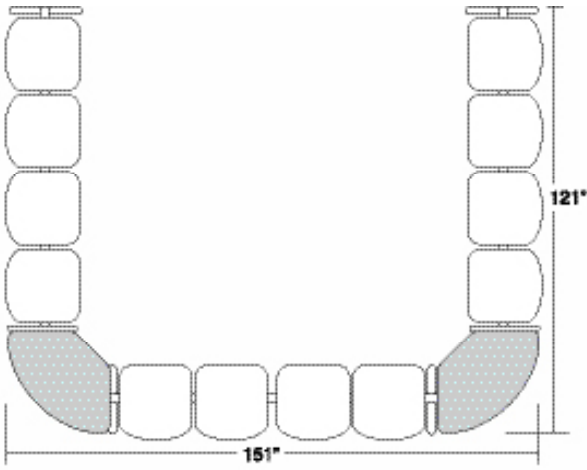
BBC - Back To Back Connector Bar

each
\$249

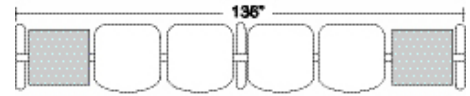
Note:

If the initial order specs adjoining two beams together, FS/CL will be substituted for one of the standard legs at no charge.

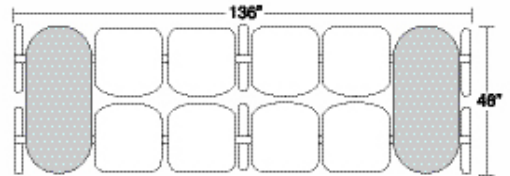
When ordering parts for reconfiguring an existing space, price is \$289 list per leg.



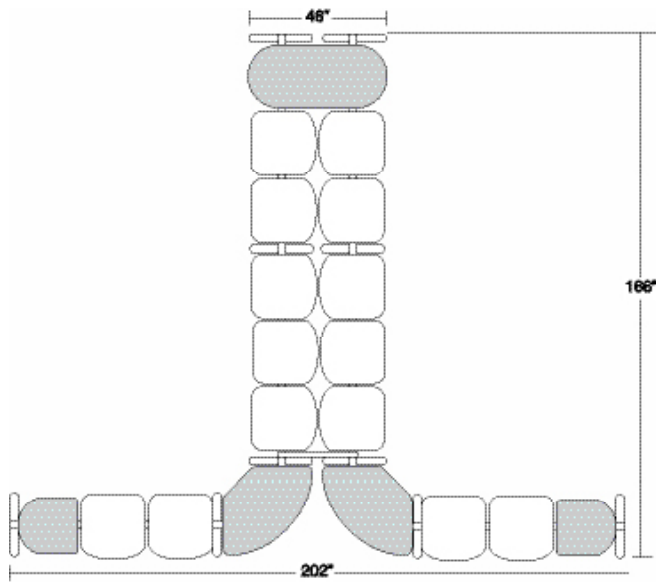
U SHAPE CONFIGURATION



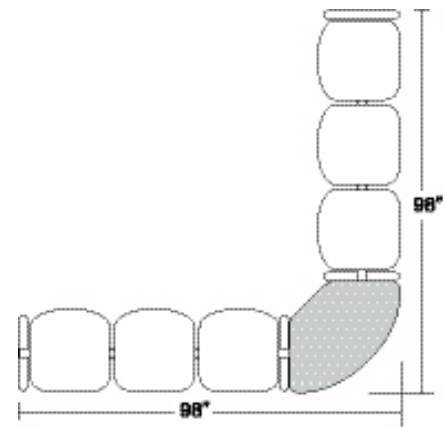
STRAIGHT LINE CONFIGURATION WITH ON-LINE TABLES



BACK TO BACK CONFIGURATION

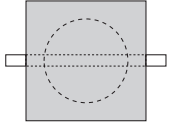


CORNER CONFIGURATION



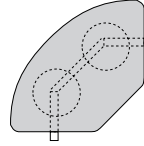
OUTSIDE FACING CORNER CONFIGURATION

ONLINE TABLE OPTIONS / LIST PRICING (ADD TO FRAME LIST PRICE)



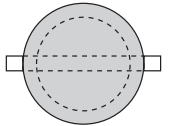
OT/S - Online Table - Square

18" x 18"
\$538



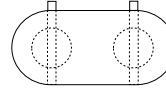
OT/90 - Online Table - 90° Corner

29" x 29"
\$1615



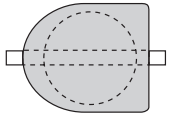
OT/R - Online Table - Round

18" diameter
\$538



OT/D - Online Table - Double End

18" x 46"
\$1387



OT/E - Online Table - Rounded End

18" diameter
\$538

ARM OPTIONS / LIST PRICING (ADD TO FRAME LIST PRICE)



AC2 - Nylon T-Arm - All Seats

per arm
\$193

SEAT OPTIONS / LIST PRICING PER SEAT (ADD TO FRAME LIST PRICE)




DEMI/B Benton Demi Back

Multi-Ply Hardwood Shell
\$422

DEMI/SIB Benton Demi Back / Upholstered Seat Insert

COM Yardage: 0.5 Yds. / seat

COM	GR1	GR2	GR3	GR4	GR5	GR6	GR7	GR8	GR9	GR10	LEA
\$509	\$545	\$567	\$589	\$613	\$637	\$664	\$690	\$717	\$746	\$776	\$917



DKO/B Dekko

Multi-Ply Hardwood Shell
\$307

DKO/SIB Dekko / Upholstered Seat Insert

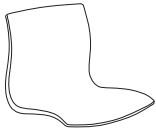
COM Yardage: 0.5 Yds. / seat

COM	GR1	GR2	GR3	GR4	GR5	GR6	GR7	GR8	GR9	GR10	LEA
\$486	\$520	\$541	\$563	\$585	\$609	\$633	\$658	\$685	\$712	\$740	\$875

DKO/SB Dekko / Upholstered Seat and Back Inserts

COM Yardage: 1.5 Yds. / seat

COM	GR1	GR2	GR3	GR4	GR5	GR6	GR7	GR8	GR9	GR10	LEA
\$573	\$613	\$638	\$664	\$690	\$717	\$747	\$776	\$807	\$840	\$874	\$1032



WBY/B Webby Nylon

100% Nylon Plastic Shell
\$307
Please See The Colors and Finishes Guide For All Available Shell Colors

WBY/SIB Webby / Upholstered Seat Insert

COM Yardage: 0.75 Yds. / seat

COM	GR1	GR2	GR3	GR4	GR5	GR6	GR7	GR8	GR9	GR10	LEA
\$394	\$421	\$438	\$456	\$474	\$492	\$512	\$533	\$554	\$576	\$600	\$709

WBY/SB Webby / Upholstered Seat and Back Inserts

COM Yardage: 1.5 Yds. / seat

COM	GR1	GR2	GR3	GR4	GR5	GR6	GR7	GR8	GR9	GR10	LEA
\$481	\$515	\$534	\$557	\$579	\$602	\$626	\$651	\$677	\$704	\$732	\$865

OPTIONS

Add upcharge to list price and code to model number




FM	Floor Mount	\$108 / 2 per leg
FS/CL	Free Standing Interconnecting Legs	\$289 / leg
BBC	Back To Back Connector Bar	\$249 / each
FR	CA133 Fire Retardant	\$90 / yard
MB	Moisture Barrier	\$68 / seat
ENG	Laser Engraving Design*	\$85 / seat
TT	Two Tone Wood Stains - Benton / Dekko	\$75 / seat
RB	Reverse Bubble Cutout - Benton	\$75 / seat
UB	Upright Bubble Cutout - Benton	\$75 / seat

VB	Vertical Bubble Cutout - Benton	\$75 / seat
SQ	Square Hole Cutout - Dekko	\$75 / seat
RD	Round Hole Cutout - Dekko	\$75 / seat
RECT	Rectilinear Hole Cutout - Dekko	\$75 / seat
OT/S	Online Table - Square	\$538
OT/R	Online Table - Round	\$538
OT/E	Online Table - Rounded End	\$538
OT/90	Online Table - 90° Corner	\$1615
OT/D	Online Table - Double End	\$1387

*One time setup fee of \$245. Minimum 12 chairs (of same design and series)

MODEL / DESCRIPTION / LIST PRICING

TABLE TOPS ONLY

	Model Number	Table Top Size	Ship Wt	LAMINATE TOP ASSORTED EDGES							VENEER TOP		
				GRP 1	GRP 2	GRP 3	GRP 4	GRP 5	GRP 6	GRP 7	GRP 8	GRP 9	
 ROUND	TT24D	24" Dia.	26	\$238	\$249	\$321	\$383	\$507	\$611	\$735	\$764	\$719	
	TT30D	30" Dia.	31	\$276	\$288	\$374	\$447	\$594	\$716	\$863	\$891	\$883	
	TT36D	36" Dia.	40	\$327	\$342	\$446	\$535	\$712	\$860	\$1038	\$1064	\$989	
	TT42D	42" Dia.	52	\$417	\$436	\$571	\$686	\$918	\$1110	\$1341	\$1364	\$1259	
	TT48D	48" Dia.	66	\$498	\$521	\$684	\$824	\$1104	\$1337	\$1617	\$1636	\$1504	
	TT54D	54" Dia.	81	\$586	\$614	\$808	\$974	\$1307	\$1585	\$1917	\$1933	\$1771	
 SQUARE	TT24S	24" Sq.	30	\$238	\$249	\$321	\$383	\$507	\$611	\$735	\$764	\$719	
	TT2430S	24x30 Sq.	33	\$255	\$267	\$345	\$412	\$546	\$658	\$793	\$821	\$771	
	TT30S	30" Sq.	38	\$276	\$288	\$374	\$447	\$594	\$716	\$863	\$891	\$883	
	TT36S	36" Sq.	51	\$336	\$351	\$458	\$549	\$732	\$885	\$1067	\$1093	\$1015	
	TT42S	42" Sq.	65	\$417	\$436	\$571	\$686	\$918	\$1110	\$1341	\$1364	\$1259	
	TT48S	48" Sq.	82	\$572	\$599	\$788	\$950	\$1274	\$1544	\$1868	\$1884	\$1727	
	TT54S	54" Sq.	101	\$662	\$693	\$914	\$1103	\$1481	\$1796	\$2175	\$2187	\$2000	
	TT60S	60" Sq.	123	\$760	\$797	\$1052	\$1270	\$1708	\$2072	\$2509	\$2518	\$2298	
	 RECTANGLE	TT1836	18 X 36	30	\$239	\$250	\$323	\$385	\$510	\$614	\$738	\$768	\$723
		TT1848	18 X 48	37	\$266	\$278	\$360	\$431	\$572	\$689	\$830	\$858	\$804
TT1860		18 X 60	44	\$293	\$306	\$398	\$477	\$634	\$765	\$922	\$949	\$868	
TT1872		18 X 72	51	\$320	\$335	\$436	\$522	\$696	\$840	\$1013	\$1040	\$967	
TT1884		18 X 84	57	\$365	\$381	\$498	\$598	\$798	\$965	\$1165	\$1189	\$1102	
TT1896		18 X 96	64	\$392	\$410	\$536	\$644	\$860	\$1040	\$1256	\$1280	\$1183	
TT2436		24 X 36	37	\$286	\$298	\$387	\$463	\$616	\$743	\$895	\$923	\$862	
TT2448		24 X 48	46	\$320	\$334	\$435	\$521	\$694	\$838	\$1011	\$1038	\$965	
TT2460		24 X 60	55	\$354	\$370	\$483	\$579	\$773	\$934	\$1127	\$1152	\$1069	
TT2472		24 X 72	64	\$388	\$406	\$530	\$637	\$851	\$1029	\$1243	\$1267	\$1172	
TT2484		24 X 84	73	\$440	\$460	\$603	\$725	\$970	\$1174	\$1419	\$1441	\$1328	
TT2496		24 X 96	82	\$474	\$496	\$651	\$783	\$1049	\$1270	\$1535	\$1555	\$1431	
TT3036		30 X 36	44	\$316	\$331	\$430	\$516	\$667	\$829	\$1000	\$1027	\$955	
TT3048		30 X 48	55	\$358	\$374	\$488	\$586	\$782	\$945	\$1140	\$1165	\$1080	
TT3060		30 X 60	66	\$399	\$417	\$546	\$656	\$877	\$1060	\$1281	\$1304	\$1205	
TT3072		30 X 72	78	\$440	\$461	\$604	\$726	\$971	\$1176	\$1421	\$1442	\$1330	
TT3084		30 X 84	89	\$499	\$522	\$686	\$826	\$1107	\$1341	\$1621	\$1640	\$1508	
TT3096		30 X 96	100	\$540	\$566	\$744	\$896	\$1202	\$1456	\$1761	\$1779	\$1632	
TT3648		36 X 48	64	\$404	\$423	\$554	\$665	\$889	\$1076	\$1299	\$1322	\$1222	
TT3660		36 X 60	78	\$453	\$474	\$621	\$748	\$1000	\$1211	\$1464	\$1485	\$1368	
TT3672	36 X 72	91	\$501	\$525	\$689	\$830	\$1112	\$1347	\$1628	\$1647	\$1514		
TT3684	36 X 84	105	\$567	\$594	\$781	\$942	\$1264	\$1531	\$1853	\$1869	\$1714		
TT3696	36 X 96	118	\$616	\$645	\$849	\$1024	\$1375	\$1667	\$2017	\$2032	\$1860		

TANGO STOOL

The Tango stool features an upholstered seat over 4" high resiliency foam. Choose from three height including a fixed seat bar height with welded foot ring. Optional swivel is available.



STOOL WITH OPTIONAL SWIVEL AND OPTIONAL POLISHED CHROME



BAR HEIGHT FIXED STOOL WITH WELDED FOOT RING

ORDERING INFORMATION

To Order Please Specify:

- | | |
|-----------------|--------------------------|
| 1) Series Name | 4) Powder Coat color |
| 2) Model Number | 5) Fabric Grade & Number |
| 3) Quantity | 6) Optional Items |

TANGO GENERAL SPECIFICATIONS

Base

- Trumpet style pedestal base in standard and counter height stools.
- Fixed seat bar stool on trumpet style base including a fully welded foot ring.
- Optional swivel base is available.

Upholstery

- Upholstered seat over 4" high resiliency foam.
- Foam is glued to a multi-ply shell and seat is attached to frame.
- Seat can be upholstered with choice of fabric, vinyl, crypton, leather or approved COM.

COLORS / FINISHES

Base Finish Colors:

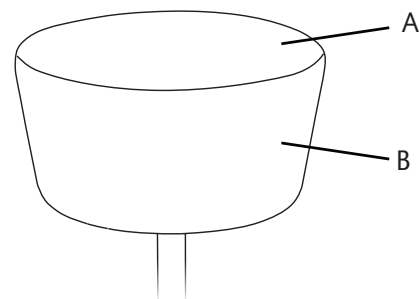
- Standard powder coat colors.
- Optional polished chrome available with upcharge.

OPTIONS

- CODE: FR - CA133 Fire Retardant.
- CODE: MB - Moisture Barrier.
- CODE: 2FO - Two Fabric Option.
- CODE: PC - Polished Chrome
- CODE: SS - Swivel Base



JURY BASE FLOOR MOUNT WITH FOOT RING DETAIL



For Two Fabric Option, please specify:

- A - Fabric option for top of seat
- B - Fabric option for sides of seat

DIMENSIONS	Stool	Counter Stool	Fixed Bar Stool
Seat Diameter:	17"	17"	17"
Seat Height:	18"	24"	30"
Overall Width:	17"	17"	17"
Overall Depth:	17"	17"	17"
Qty./Wt. per carton:	1 ea./29 lbs.	1 ea./40 lbs.	1 ea./51 lbs.



COUNTER HEIGHT STOOL WITH
OPTIONAL POLISHED CHROME
BASE

MODEL / DESCRIPTION / LIST PRICING



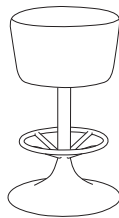
5222 Fixed Stool COM Yardage: 1.25 Yard

COM	GR1	GR2	GR3	GR4	GR5	GR6	GR7	GR8	GR9	GR10	LEA
\$795	\$851	\$885	\$920	\$957	\$995	\$1035	\$1076	\$1119	\$1164	\$1211	\$1431



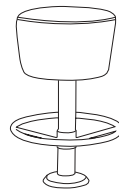
5224 Fixed Counter Stool COM Yardage: 1.25 Yard

COM	GR1	GR2	GR3	GR4	GR5	GR6	GR7	GR8	GR9	GR10	LEA
\$875	\$936	\$973	\$1012	\$1052	\$1095	\$1139	\$1185	\$1231	\$1281	\$1332	\$1575



5223 Fixed Bar Stool with welded Foot Ring COM Yardage: 1.25 Yard

COM	GR1	GR2	GR3	GR4	GR5	GR6	GR7	GR8	GR9	GR10	LEA
\$1009	\$1080	\$1123	\$1168	\$1215	\$1263	\$1314	\$1367	\$1421	\$1478	\$1537	\$1816



5223F Fixed Floor Mount Bar Stool with welded Foot Ring COM Yardage: 1.25 Yard

COM	GR1	GR2	GR3	GR4	GR5	GR6	GR7	GR8	GR9	GR10	LEA
\$911	\$974	\$1013	\$1054	\$1096	\$1140	\$1186	\$1233	\$1282	\$1333	\$1387	\$1639

OPTIONS

Add upcharge to list price and code to model number

FR	CA 133 Fire Retardant - per yd.	\$90/yd.
MB	Moisture Barrier - Per Seat	\$68
2FO	Two Fabric Option	\$98
PC	Polished Chrome - Stool	\$180

PC	Polished Chrome - Counter Stool	\$220
PC	Polished Chrome - Fixed-Bar Stool with Foot Ring	\$275
SS	Swivel Seat	\$45

TERIANA UPHOLSTERED BACK

The Teriana Series upholstered back multipurpose chairs have a fully upholstered seat and backrest. Backrests are available in round or square back. Frame available with arms or armless. Heavy duty, capable of standing up in the toughest environments.

Teriana chairs stack in all 3 widths 19.5", 22" or 26"



HURRY!
QUANTITIES LIMITED!



UPHOLSTERED ROUND BACK
YOUR CHOICE OF FABRICS



UPHOLSTERED SQUARE BACK
YOUR CHOICE OF FABRICS

ORDERING INFORMATION

To Order Please Specify:

- | | |
|-----------------|----------------------------------|
| 1) Series Name | 5) Fabric Grade & Number |
| 2) Model Number | 6) Arm Cap type and finish/color |
| 3) Quantity | 7) Optional Items |
| 4) Frame Color | |

TERIANA GENERAL SPECIFICATIONS

Upholstery

- Seat and Back are fully upholstered over multiply wood shells.
- Chair can be upholstered with fabric, crypton, vinyl, leather or approved COM.

Frame

- .875" diameter, 14 gauge steel tubing. (Bariatric frame is 1" diameter.)
- All frames are sand blasted and then powder coated for maximum paint adhesion.

Arm Caps

- Polyurethane or wood arm caps.

Glides

- Factory installed self leveling steel glides.

Stacking

- Models 140 & 141, 141BAR, 147, 148BAR & 148 will stack 3-4 chairs high on the floor.
- Chair Dolly #196 allows models 140, 141, 147 & 148 to stack 6-8 high.

Load Test

- Teriana passes the load test of 350 lbs. for standard width, 500 lbs. for mid-width, and 750 lbs. for bariatric width.

COLORS / FINISHES

Frame Finish Colors:

Standard powder coat colors.

Arm Cap Colors:

- Polyurethane - Black / Charcoal
- Wood - standard wood stain colors.

OPTIONS

- CODE: FR - CA133 Fire Retardant.
- CODE: MB - Moisture Barrier.
- CODE: MB2 - Moisture Barrier - Bariatric Seat.
- CODE: PAC - Polyurethane Arm Caps, available in black or grey.
- CODE: WAC - Wood Arm Caps, available in transparent wood stains.
- CODE: CAS2 - 2" Black Casters
- CODE: CH - Counter Height (24" seat height)
- CODE: SH - Specialty Height (any custom height)
- CODE: GD - Male/Female Metal Ganging.
- CODE: WS - Wall Saver Design, angled rear legs helps protect walls.
- CODE: 196 - Stacking dolly for stacking 6-8 chairs.
- CODE: 2FO/C - Two Fabric Option.



WALL-SAVER DESIGN - WS



STACKING DOLLY - #196
Stacks up to 6-8 Chairs



METAL GANGING - GD



2" CASTERS - CAS2



WOOD ARM CAP / 16 FINISHES - WAC



POLYURETHANE ARM CAP - PAC

DIMENSIONS	4-Leg Chair	MID-WIDTH Chair	4-Leg Chair w/arms	MID-WIDTH Chair w/ arms	Bariatric Chair	Bar Stools
Inside Width:	19.5"	22"	19.5"	22"	26"	19.5"
Seat Depth:	19"	19"	19"	19"	23"	19"
Seat Height:	18"	18"	18"	18"	19.5"	30"
Arm Height:	-	-	25"	25"	25"	37"
Overall Depth:	23"	23"	23"	23"	28"	23"
Overall Width:	19.5"	22"	22"	24"	30"	22"
Overall Height:	32"	32"	32"	32"	34"	44"
Qty./Wt. per carton:	3 ea./45 lbs.	3 ea./50 lbs.	3 ea./55 lbs.	3 ea./60 lbs.	1 ea./35 lbs.	1 ea./35 lbs.



ROUNDBACK CHAIR
WITH WOOD ARM CAPS

**HURRY!
QUANTITIES
LIMITED!**

**DRASTICALLY
REDUCED**

MODEL / DESCRIPTION / LIST PRICING



140 Round Back Fully Upholstered Chair

COM Yardage: 1.0 Yard/2FO = .75 seat .75 back

COM	GR1	GR2	GR3	GR4	GR5	GR6	GR7	GR8	GR9	GR10	LEA
\$340	\$364	\$378	\$393	\$409	\$426	\$443	\$460	\$479	\$498	\$518	\$612

140MID MID-WIDTH Round Back Fully Upholstered Chair

COM Yardage: 1.0 Yard/2FO = .75 seat .75 back

COM	GR1	GR2	GR3	GR4	GR5	GR6	GR7	GR8	GR9	GR10	LEA
\$452	\$484	\$503	\$523	\$544	\$566	\$588	\$612	\$636	\$662	\$688	\$814



141 Round Back Fully Upholstered Chair w/ Arms

COM Yardage: 1.0 Yard/2FO = .75 seat .75 back

COM	GR1	GR2	GR3	GR4	GR5	GR6	GR7	GR8	GR9	GR10	LEA
\$411	\$440	\$457	\$476	\$495	\$514	\$535	\$556	\$579	\$602	\$626	\$740

141MID MID-WIDTH Round Back Fully Upholstered Chair w/ Arms

COM Yardage: 1.0 Yard/2FO = .75 seat .75 back

COM	GR1	GR2	GR3	GR4	GR5	GR6	GR7	GR8	GR9	GR10	LEA
\$519	\$555	\$578	\$601	\$625	\$650	\$676	\$703	\$731	\$760	\$790	\$934



141BAR Round Back Fully Upholstered Bariatric Chair w/ Arms

COM Yardage: 2.0 Yards/2FO = 1.0 seat 1.25 back

COM	GR1	GR2	GR3	GR4	GR5	GR6	GR7	GR8	GR9	GR10	LEA
\$772	\$826	\$859	\$893	\$929	\$966	\$1005	\$1045	\$1087	\$1130	\$1176	\$1390



166 Round Back Fully Upholstered Bar Stool

COM Yardage: 1.0 Yard/2FO = .75 seat .75 back

COM	GR1	GR2	GR3	GR4	GR5	GR6	GR7	GR8	GR9	GR10	LEA
\$512	\$548	\$570	\$593	\$616	\$641	\$667	\$693	\$721	\$750	\$780	\$922



163 Round Back Fully Upholstered Bar Stool w/ Arms

COM Yardage: 1.0 Yard/2FO = .75 seat .75 back

COM	GR1	GR2	GR3	GR4	GR5	GR6	GR7	GR8	GR9	GR10	LEA
\$582	\$623	\$648	\$674	\$700	\$729	\$758	\$788	\$819	\$852	\$886	\$1048

OPTIONS

Add upcharge to list price and code to model number

WAC	Wood Arm Caps, Pair	\$176
PAC	Polyurethane Arm Caps, Pair	\$88
CAS2	2" Black Casters	\$22 each
CH	Counter Height (24" seat height)	\$28
SH	Specialty Height (any custom height)	\$28
GD	Metal Ganging	\$28

MB2	Moisture Barrier - Bariatric Seat	\$89
FR	CA133 Fire Retardant per yard.	\$90/yd.
WS	Wall Saver Design	\$38
#196	Stacking Chair Dolly	\$483
2FO/C	Two Fabric Option	\$49



DIMENSIONS	4-Leg Chair	MID-WIDTH Chair	4-Leg Chair w/arms	MID-WIDTH Chair w/ arms	Bariatric Chair	Bar Stools
Inside Width:	19.5"	22"	19.5"	22"	26"	19.5"
Seat Depth:	19"	19"	19"	19"	23"	19"
Seat Height:	18"	18"	18"	18"	19.5"	30"
Arm Height:	-	-	25"	25"	25"	37"
Overall Depth:	23"	23"	23"	23"	28"	23"
Overall Width:	19.5"	22"	22"	24"	30"	22"
Overall Height:	32"	32"	32"	32"	34"	44"
Qty./Wt. per carton:	3 ea./45 lbs.	3 ea./50 lbs.	3 ea./55 lbs.	3 ea./60 lbs.	1 ea./35 lbs.	1 ea./20 lbs.

MODEL / DESCRIPTION / LIST PRICING



147 Square Back Fully Upholstered Chair COM Yardage: 1.25 Yard/2FO = .75 seat 1.25 back

COM	GR1	GR2	GR3	GR4	GR5	GR6	GR7	GR8	GR9	GR10	LEA
\$418	\$447	\$465	\$484	\$503	\$523	\$544	\$566	\$588	\$612	\$636	\$752

147MID MID-WIDTH Square Back Fully Upholstered Chair COM Yardage: 1.25 Yard/2FO = .75 seat 1.25 back

COM	GR1	GR2	GR3	GR4	GR5	GR6	GR7	GR8	GR9	GR10	LEA
\$549	\$588	\$611	\$636	\$661	\$687	\$715	\$743	\$773	\$804	\$836	\$988



148 Square Back Fully Upholstered Chair w/ Arms COM Yardage: 1.25 Yard/2FO = .75 seat 1.25 back

COM	GR1	GR2	GR3	GR4	GR5	GR6	GR7	GR8	GR9	GR10	LEA
\$502	\$537	\$559	\$581	\$604	\$628	\$653	\$680	\$707	\$735	\$764	\$903

148MID MID-WIDTH Square Back Fully Upholstered Chair w/ Arms COM Yardage: 1.25 Yard/2FO = .75 seat 1.25 back

COM	GR1	GR2	GR3	GR4	GR5	GR6	GR7	GR8	GR9	GR10	LEA
\$629	\$673	\$700	\$728	\$757	\$787	\$819	\$852	\$886	\$921	\$958	\$1132



148BAR Square Back Fully Upholstered Bariatric Chair w/ Arms COM Yardage: 2.0 Yards/2FO = 1.0 seat 1.25 back

COM	GR1	GR2	GR3	GR4	GR5	GR6	GR7	GR8	GR9	GR10	LEA
\$908	\$972	\$1011	\$1051	\$1093	\$1137	\$1182	\$1230	\$1279	\$1330	\$1383	\$1635



167 Square Back Fully Upholstered Bar Stool COM Yardage: 1.25 Yard/2FO = .75 seat 1.25 back

COM	GR1	GR2	GR3	GR4	GR5	GR6	GR7	GR8	GR9	GR10	LEA
\$624	\$667	\$694	\$722	\$751	\$781	\$812	\$844	\$878	\$913	\$950	\$1123



164 Square Back Fully Upholstered Bar Stool w/ Arms COM Yardage: 1.25 Yard/2FO = .75 seat 1.25 back

COM	GR1	GR2	GR3	GR4	GR5	GR6	GR7	GR8	GR9	GR10	LEA
\$701	\$750	\$781	\$812	\$844	\$878	\$913	\$950	\$988	\$1027	\$1068	\$1263

OPTIONS

Add upcharge to list price and code to model number

WAC	Wood Arm Caps, Pair	\$176
PAC	Polyurethane Arm Caps, Pair	\$88
CAS2	2" Black Casters	\$22 each
CH	Counter Height (24" seat height)	\$28
SH	Specialty Height (any custom height)	\$28
GD	Metal Ganging	\$28

MB2	Moisture Barrier - Bariatric Seat	\$89
FR	CA133 Fire Retardant per yard.	\$90/yd.
WS	Wall Saver Design	\$38
#196	Stacking Chair Dolly	\$483
2FO/C	Two Fabric Option	\$49

TERIANA WOOD BACK

The Teriana Series wood back multipurpose chairs have a fully upholstered seat and Maple wood backrest. Backrests are available in round or square back. Frame available with arms or armless. Heavy duty, capable of standing up in the toughest environments.

HD HEALTHCARE
DESIGNED
PRODUCT

HURRY!
QUANTITIES
LIMITED!



WOOD ROUND BACK



WOOD SQUARE BACK

ORDERING INFORMATION

To Order Please Specify:

- | | |
|----------------------------|----------------------------------|
| 1) Series Name | 7) Backrest finish/color |
| 2) Model Number | 8) Arm Cap type and finish/color |
| 3) Quantity | 9) Optional Items |
| 4) Frame Color | 10) Back Cutouts |
| 5) Fabric Grade and Number | 11) Engraving |
| 6) Wood shell back design | |

COLORS / FINISHES

Frame Finish Colors:

Standard powder coat colors.

Wood Stain Finish Colors:

Standard wood stain colors.

Contrasting stain colors available.

Arm Cap Colors:

- Polyurethane - Black or Charcoal
- Wood - 17 standard wood stain colors

TERIANA WOOD GENERAL SPECIFICATIONS

Upholstery

- Seat is fully upholstered over multi-ply wood shell.
- Chair can be upholstered with fabric, crypton, vinyl, leather or approved COM.
- Wood backrest is available in 17 transparent wood stain colors.

Frame

- Frame is .875" diameter, 14 gauge steel tubing.
- Bariatric frame is 1" diameter.
- All frames are sand blasted and then powder coated for maximum paint adhesion.

Arm Caps

- Polyurethane or wood arm caps.

Glides

- Factory installed self leveling steel glides.

Stacking

- Models 142, 143, 143BAR, 160, 161 & 161BAR will stack 3-4 chairs on the floor.
- Chair Dolly #196 allows models 142, 143, 160 & 161 to stack 6-8 high.


Load Test

- Teriana passes the load test of 350 lbs. for standard width, 500 lbs. for mid-width, and 750 lbs. for bariatric width.




OPTIONS


- CODE: FR - CA133 Fire Retardant.
- CODE: MB - Moisture Barrier .
- CODE: MB2 - Moisture Barrier - Bariatric Seat.
- CODE: PAC - Polyurethane Arm Caps, available in black or Charcoal.
- CODE: WAC - Wood Arm Caps, available in transparent wood stain colors.
- CODE: HG, SQ, PH - Backrest Cutout Design.
- CODE: CAS2 - 2" Black Casters
- CODE: CH - Counter Height (24" seat height)
- CODE: SH - Specialty Height (any custom height)
- CODE: GD - Male/Female Metal Ganging.
- CODE: WS - Wall Saver Design, angled rear legs helps protect walls.
- CODE: ENG - Laser Engraving.
- CODE: 196 - Stacking dolly for stacking up to 6 chairs.



HAND GRIP ROUND - HG



PERFORATED HOLE ROUND - PH



CUTOUTS SQUARE - SQ



HAND GRIP SQUARE - HG



PERFORATED HOLE SQUARE - PH



Laser Engraving



LASER ENGRAVING - FRONT OR BACK

DIMENSIONS	4-Leg Chair	MID-WIDTH Chair	4-Leg Chair w/arms	MID-WIDTH Chair w/arms	Bariatric Chair	Bar Stools
Inside Width:	19.5"	22"	19.5"	22"	26"	19.5"
Seat Depth:	19"	19"	19"	19"	23"	19"
Seat Height:	18"	18"	18"	18"	19.5"	30"
Arm Height:	-	-	25"	25"	25"	37"
Overall Depth:	23"	23"	23"	23"	28"	23"
Overall Width:	19.5"	22"	22"	24"	30"	22"
Overall Height:	32"	32"	32"	32"	34"	44"
Qty./Wt. per carton:	3 ea./45 lbs.	3 ea./50 lbs.	3 ea./55 lbs.	3 ea./60 lbs.	1 ea./35 lbs.	1 ea./20 lbs.



ROUND WOOD BACK CHAIR
WITH ARMS AND WOOD ARM CAPS

**HURRY!
QUANTITIES
LIMITED!**

**DRASTICALLY
REDUCED**

MODEL / DESCRIPTION / LIST PRICING



160 Round Wood Back Chair COM Yardage: .75 Yard

COM	GR1	GR2	GR3	GR4	GR5	GR6	GR7	GR8	GR9	GR10	LEA
\$362	\$387	\$403	\$419	\$436	\$453	\$471	\$490	\$510	\$530	\$551	\$652

160MID MID-WIDTH Round Wood Back Chair COM Yardage: .75 Yard

COM	GR1	GR2	GR3	GR4	GR5	GR6	GR7	GR8	GR9	GR10	LEA
\$493	\$528	\$549	\$571	\$593	\$617	\$642	\$667	\$694	\$722	\$751	\$887



161 Round Wood Back Chair w/ Arms COM Yardage: .75 Yard

COM	GR1	GR2	GR3	GR4	GR5	GR6	GR7	GR8	GR9	GR10	LEA
\$434	\$464	\$483	\$502	\$522	\$543	\$565	\$588	\$611	\$636	\$661	\$781

161MID MID-WIDTH Round Wood Back Chair w/ Arms COM Yardage: .75 Yard

COM	GR1	GR2	GR3	GR4	GR5	GR6	GR7	GR8	GR9	GR10	LEA
\$555	\$594	\$618	\$642	\$668	\$695	\$723	\$751	\$781	\$813	\$845	\$999



161BAR Round Wood Back Bariatric Chair w/ Arms COM Yardage: 1 Yards

COM	GR1	GR2	GR3	GR4	GR5	GR6	GR7	GR8	GR9	GR10	LEA
\$772	\$826	\$859	\$893	\$929	\$966	\$1005	\$1045	\$1087	\$1130	\$1176	\$1390



168 Round Wood Back Bar Stool COM Yardage: .75 Yard

COM	GR1	GR2	GR3	GR4	GR5	GR6	GR7	GR8	GR9	GR10	LEA
\$503	\$538	\$560	\$582	\$605	\$630	\$655	\$681	\$708	\$737	\$766	\$905



162 Round Wood Back Bar Stool w/ Arms COM Yardage: .75 Yard

COM	GR1	GR2	GR3	GR4	GR5	GR6	GR7	GR8	GR9	GR10	LEA
\$576	\$616	\$641	\$667	\$693	\$721	\$750	\$780	\$811	\$843	\$877	\$1037

OPTIONS

Add upcharge to list price and code to model number

WAC	Wood Arm Caps, Pair	\$176
PAC	Polyurethane Arm Caps, Pair	\$88
HG	Backrest Hand Grip Cutout design	\$75
SQ	Backrest Square Hole Cutout design	\$75
PH	Backrest Perforated Hole design	\$75
CAS2	2" Black Casters	\$22 each
CH	Counter Height (24" seat height)	\$28
SH	Specialty Height (any custom height)	\$28

GD	Metal Ganging	\$28
MB	Moisture Barrier - Standard and MID Seats	\$68
MB2	Moisture Barrier - Bariatric Seat	\$89
FR	CA133 Fire Retardant per yard.	\$90/yd.
WS	Wall Saver Design	\$38
#196	Stacking Chair Dolly	\$483
ENG	Laser Engraving Back Design*	\$85

*One time setup fee of \$245. Minimum 12 chairs (of same design and series)

DIMENSIONS	4-Leg Chair	MID-WIDTH Chair	4-Leg Chair w/arms	MID-WIDTH Chair w/ arms	Bariatric Chair	Bar Stools
Inside Width:	19.5"	22"	19.5"	22"	26"	19.5"
Seat Depth:	19"	19"	19"	19"	23"	19"
Seat Height:	18"	18"	18"	18"	19.5"	24, 30"
Arm Height:	-	-	25"	25"	25"	31, 37"
Overall Depth:	23"	23"	23"	23"	28"	23"
Overall Width:	19.5"	22"	22"	24"	30"	22"
Overall Height:	32"	32"	32"	32"	34"	38, 44"
Qty./Wt. per carton:	3 ea./45 lbs.	3 ea./50 lbs.	3 ea./55 lbs.	3 ea./60 lbs.	1 ea./35 lbs.	1 ea./20 lbs.



SQUARE WOOD BACK CHAIR
WITH ARMS AND WOOD ARM CAPS

MODEL / DESCRIPTION / LIST PRICING



142	Square Wood Back Chair											COM Yardage: .75 Yard
COM	GR1	GR2	GR3	GR4	GR5	GR6	GR7	GR8	GR9	GR10	LEA	
\$445	\$476	\$495	\$515	\$536	\$557	\$580	\$603	\$627	\$652	\$678	\$801	

142MID	MID-WIDTH Square Wood Back Chair											COM Yardage: .75 Yard
COM	GR1	GR2	GR3	GR4	GR5	GR6	GR7	GR8	GR9	GR10	LEA	
\$597	\$639	\$665	\$691	\$719	\$748	\$778	\$809	\$841	\$875	\$910	\$1075	



143	Square Wood Back Chair w/ Arms											COM Yardage: .75 Yard
COM	GR1	GR2	GR3	GR4	GR5	GR6	GR7	GR8	GR9	GR10	LEA	
\$538	\$575	\$598	\$622	\$647	\$673	\$700	\$728	\$757	\$787	\$819	\$968	

143MID	MID-WIDTH Square Wood Back Chair w/ Arms											COM Yardage: .75 Yard
COM	GR1	GR2	GR3	GR4	GR5	GR6	GR7	GR8	GR9	GR10	LEA	
\$672	\$719	\$748	\$778	\$809	\$841	\$875	\$910	\$946	\$984	\$1023	\$1210	



143BAR	Square Wood Back Bariatric Chair w/ Arms											COM Yardage: 1 Yards
COM	GR1	GR2	GR3	GR4	GR5	GR6	GR7	GR8	GR9	GR10	LEA	
\$908	\$972	\$1011	\$1051	\$1093	\$1137	\$1182	\$1230	\$1279	\$1330	\$1383	\$1635	



169	Square Wood Back Bar Stool											COM Yardage: .75 Yard
COM	GR1	GR2	GR3	GR4	GR5	GR6	GR7	GR8	GR9	GR10	LEA	
\$618	\$662	\$688	\$716	\$744	\$774	\$805	\$837	\$871	\$906	\$942	\$1113	



165	Square Wood Back Bar Stool w/ Arms											COM Yardage: .75 Yard
COM	GR1	GR2	GR3	GR4	GR5	GR6	GR7	GR8	GR9	GR10	LEA	
\$692	\$740	\$770	\$801	\$833	\$866	\$901	\$937	\$974	\$1013	\$1054	\$1246	

OPTIONS

Add upcharge to list price and code to model number

WAC	Wood Arm Caps, Pair	\$176
PAC	Polyurethane Arm Caps, Pair	\$88
HG	Backrest Hand Grip Cutout design	\$75
SQ	Backrest Square Hole Cutout design	\$75
PH	Backrest Perforated Hole design	\$75
CAS2	2" Black Casters	\$22 each
CH	Counter Height (24" seat height)	\$28
SH	Specialty Height (any custom height)	\$28

GD	Metal Ganging	\$28
MB	Moisture Barrier - Standard and MID Seats	\$68
MB2	Moisture Barrier - Bariatric Seat	\$89
FR	CA133 Fire Retardant per yard.	\$90/yd.
WS	Wall Saver Design	\$38
#196	Stacking Chair Dolly	\$483
ENG	Laser Engraving Back Design*	\$85

*One time setup fee of \$245. Minimum 12 chairs (of same design and series)

2 Postures
Straight and Slanted
postures available

TIVOLI SERIES

The Tivoli Banquette is cleverly designed with the bench resting on a welded steel frame. Seats and backs can be upholstered with matching fabrics, or choose an optional two tone or vinyl and fabric combination to match any color scheme. Available in slanted or straight posture, with or without privacy panel.



TIVOLI WITH PRIVACY PANEL



TIVOLI BANQUETTE
STANDARD SLANTED



TIVOLI BANQUETTE
STRAIGHT POSTURE



BACK TO BACK UNIT WITH PRIVACY PANEL

ORDERING INFORMATION

- | | |
|----------------------------|---------------------------------|
| 1) Series Name | 6) Panel Laminate Selection |
| 2) Model Number | 7) Panel Veneer Species & Stain |
| 3) Quantity | 8) Optional Items |
| 4) Fabric Grade and Number | |
| 5) Frame Color | |

TIVOLI GENERAL SPECIFICATIONS

Design

The Tivoli is available with or without privacy panel. Available in two postures:

1. Slanted (the back slightly angled).
2. Straight (the back and seat in a straight posture).

For your custom seating needs, contact our Customer Service department.

Frame Construction

Frame assembly is constructed of multi-ply hardwood, with tongue and groove construction. All foam is fully bonded to frame. Seat cushions are 3" graded high resiliency (H.R.) block foam with 2" (H.R.) foam back, covered entirely with special bonded polyester fiber to protect final upholstery. No sag-springs are installed in seat & back along with interlocking helicoil springs to prevent sagging and provide additional lower back and seat support.

Upholstery

Seat and back are covered in choice of fabric, vinyl, crypton, leather or COM. ERG uses only water based glues and adhesives in our upholstery process.

Metal Leg Construction

Angled legs are 1.5" diameter mandrel formed steel, for a unique style and durability. Straight rear legs are available, ideal for placing against walls.

COLORS / FINISHES

Frame Finish Colors:

Standard powder coat colors available & optional polished chrome.

OPTIONS


- CODE: FR - CA133 Fire Retardant.
- CODE: MB -Moisture Barrier (up to 60" overall width).
- CODE: MB60 -Moisture Barrier (over 60" overall width).
- CODE: MBB -Moisture Barrier (up to 60" overall width Back-to-Back).
- CODE: MBB60 -Moisture Barrier (over 60" overall width Back-to-Back).
- CODE: 2FO - Two Fabric Option.
- CODE: PC - Polished Chrome Legs
- CODE: BHC - Bar Height Shelf



90° CURVE WITH
BAR-HEIGHT SHELF



STRAIGHT REAR LEG



AVAILABLE ACRYLIC
PRIVACY PANELS



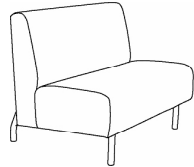
DIMENSIONS	48" Wide Banquette	60" Wide Banquette	72" Wide Banquette	Back-to-Back Banquette
Seat Depth:	20"	20"	20"	20"
Seat Height:	18"	18"	18"	18"
Overall Depth:*	32"	32"	32"	56"
Overall Width:	48"	60"	72"	48", 60", 72"
Overall Height:	34"	34"	34"	34"
Qty./Wt.:	1 ea./110 lbs	1 ea./165 lbs	1 ea./210 lbs	1 ea./210 lbs



TIVOLI BANQUETTE

*Overall depth with straight rear leg option is 28"
For Privacy panels, please add 1" to the overall depth measurement

MODEL / DESCRIPTION / LIST PRICING



640 48" Wide Banquette - Slanted Posture COM Yardage: Total: 5.75 Yds. / Back: 3.25 Yds. / Seat: 2.5 Yds.


COM	GR1	GR2	GR3	GR4	GR5	GR6	GR7	GR8	GR9	GR10	LEA
\$2372	\$2538	\$2639	\$2745	\$2855	\$2969	\$3088	\$3211	\$3340	\$3473	\$3612	\$4269

642 60" Wide Banquette - Slanted Posture COM Yardage: Total: 7.5 Yds. / Back 4.5 Yds. / Seat: 3 Yds.

COM	GR1	GR2	GR3	GR4	GR5	GR6	GR7	GR8	GR9	GR10	LEA
\$3235	\$3461	\$3599	\$3743	\$3893	\$4049	\$4211	\$4379	\$4554	\$4737	\$4926	\$5822

644 72" Wide Banquette - Slanted Posture COM Yardage: Total: 8.5 Yds. / Back: 5 Yds. / Seat: 3.5 Yds.

COM	GR1	GR2	GR3	GR4	GR5	GR6	GR7	GR8	GR9	GR10	LEA
\$3873	\$4144	\$4310	\$4483	\$4662	\$4848	\$5042	\$5244	\$5454	\$5672	\$5899	\$6972



646 48" Wide Banquette - Straight Posture COM Yardage: Total: 5.75 Yds. / Back: 3.25 Yds. / Seat: 2.5 Yds.

COM	GR1	GR2	GR3	GR4	GR5	GR6	GR7	GR8	GR9	GR10	LEA
\$2372	\$2538	\$2639	\$2745	\$2855	\$2969	\$3088	\$3211	\$3340	\$3473	\$3612	\$4269

647 60" Wide Banquette - Straight Posture COM Yardage: Total: 7.5 Yds. / Back 4.5 Yds. / Seat: 3 Yds.

COM	GR1	GR2	GR3	GR4	GR5	GR6	GR7	GR8	GR9	GR10	LEA
\$3235	\$3461	\$3599	\$3743	\$3893	\$4049	\$4211	\$4379	\$4554	\$4737	\$4926	\$5822

648 72" Wide Banquette - Straight Posture COM Yardage: Total: 8.5 Yds. / Back: 5 Yds. / Seat: 3.5 Yds.

COM	GR1	GR2	GR3	GR4	GR5	GR6	GR7	GR8	GR9	GR10	LEA
\$3873	\$4144	\$4310	\$4483	\$4662	\$4848	\$5042	\$5244	\$5454	\$5672	\$5899	\$6972



646-B2B 48" Wide Back-to-Back Banquette COM Yardage: Total: 11 Yds. / Back: 6 Yds. / Seat: 5 Yds.

COM	GR1	GR2	GR3	GR4	GR5	GR6	GR7	GR8	GR9	GR10	LEA
\$4506	\$4821	\$5014	\$5214	\$5423	\$5640	\$5865	\$6100	\$6344	\$6598	\$6862	\$8110

647-B2B 60" Wide Back-to-Back Banquette COM Yardage: Total: 12.5 Yds. / Back: 6.5 Yds. / Seat: 6 Yds.

COM	GR1	GR2	GR3	GR4	GR5	GR6	GR7	GR8	GR9	GR10	LEA
\$6145	\$6575	\$6838	\$7111	\$7396	\$7692	\$7999	\$8319	\$8652	\$8998	\$9358	\$11060

648-B2B 72" Wide Back-to-Back Banquette COM Yardage: Total: 13.5 Yds. / Back: 7 Yds. / Seat: 6.5 Yds.

COM	GR1	GR2	GR3	GR4	GR5	GR6	GR7	GR8	GR9	GR10	LEA
\$7359	\$7874	\$8189	\$8517	\$8857	\$9212	\$9580	\$9963	\$10362	\$10776	\$11207	\$13246

OPTIONS

Add upcharge to list price and code to model number

FR	CA133 Fire Retardant per yard	\$90/yd.
MB	Moisture Barrier - up to 60" width*	\$125 each
MB60	Moisture Barrier - over 60" width*	\$200 each
MBB	Moisture Barrier - up to 60" width (Back-to-Back)	\$250 each
MBB60	Moisture Barrier - over 60" width (Back-to-Back)	\$400 each
2FO	Two Fabric Option	\$98

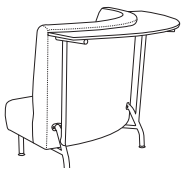
PC	Polished Chrome - single unit, up to 60"	\$300
PC	Polished Chrome - single unit, over 60"	\$450
PC	Polished Chrome - back-to-back unit, up to 60"	\$500
PC	Polished Chrome - back-to-back unit, over 60"	\$750
BHC	Bar Height Shelf	\$700

DIMENSIONS	90° Curve w/Laminate Bar Height Shelf	90° Curve w/Laminate Bar Height Shelf
Radius:	48"	60"
Shelf Depth:	12"	12"
Shelf Height:	42"	42"
Seat Depth:	20"	20"
Seat Height:	18"	18"
Overall Depth:	40"	40"
Overall Width:	84.75"	101.75"
Overall Height:	44"	44"
Qty./Wt.:	1 ea./110 lbs	1 ea./165 lbs



TIVOLI CURVE BANQUETTE

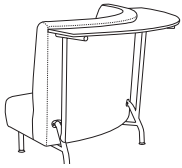
MODEL / DESCRIPTION / LIST PRICING



649-4R 90° Curved Tivoli w/Laminate Bar Height Shelf (48" Radius)

COM Yardage: Total: 11 Yds. / Back: 8 Yds. / Seat: 3 Yds.

COM	GR1	GR2	GR3	GR4	GR5	GR6	GR7	GR8	GR9	GR10	LEA
\$4319	\$4621	\$4806	\$4998	\$5198	\$5406	\$5622	\$5847	\$6081	\$6324	\$6577	\$7774



649-5R 90° Curved Tivoli w/Laminate Bar Height Shelf (60" Radius)

COM Yardage: Total: 12.5 Yds. / Back: 9 Yds. / Seat: 3.5 Yds.

COM	GR1	GR2	GR3	GR4	GR5	GR6	GR7	GR8	GR9	GR10	LEA
\$4475	\$4788	\$4980	\$5179	\$5386	\$5602	\$5826	\$6059	\$6301	\$6553	\$6815	\$8055



TIVOLI CURVE BANQUETTE

NOTE: Deduct \$700 if purchased without shelf.

OPTIONS

Add upcharge to list price and code to model number

FR	CA133 Fire Retardant per yard	\$90/yd.
MB60	Moisture Barrier - over 60" width	\$200

2FO	Two Fabric Option	\$98
PC	Polished Chrome - single curve unit	\$450

PRIVACY PANELS ONLY

DIMENSIONS	48" Wide Privacy Panel	60" Wide Privacy Panel	72" Wide Privacy Panel
Panel Depth:	1"	1"	1"
Panel Width:	48"	60"	72"
Panel Height:	49"	49"	49"

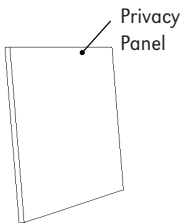


TIVOLI BANQUETTE
VENEER PRIVACY PANEL



1/2" THICK ACRYLIC
PRIVACY PANELS AVAILABLE

MODEL / DESCRIPTION / LIST PRICING



360P 48" Wide Privacy Panel COM Yardage: Total: 3 Yds. (Please allow extra fabric for repeat design.)

COM	GR1	GR2	GR3	GR4	GR5	GR6	GR7	GR8	GR9	GR10	LEA
\$870	\$931	\$968	\$1007	\$1047	\$1089	\$1132	\$1177	\$1224	\$1274	\$1324	\$1565
LAMINATE			VENEER			ACRYLIC					
\$852			\$1676			CALL					

362P 60" Wide Privacy Panel COM Yardage: Total: 4 Yds. (Please allow extra fabric for repeat design.)

COM	GR1	GR2	GR3	GR4	GR5	GR6	GR7	GR8	GR9	GR10	LEA
\$1147	\$1228	\$1276	\$1328	\$1381	\$1436	\$1493	\$1553	\$1615	\$1680	\$1747	\$2065
LAMINATE			VENEER			ACRYLIC					
\$1114			\$2156			CALL					

365P 72" Wide Privacy Panel COM Yardage: Total: 5 Yds. (Please allow extra fabric for repeat design.)

COM	GR1	GR2	GR3	GR4	GR5	GR6	GR7	GR8	GR9	GR10	LEA
\$1405	\$1503	\$1563	\$1626	\$1691	\$1758	\$1828	\$1902	\$1978	\$2057	\$2138	\$2528
LAMINATE			VENEER			ACRYLIC					
\$1355			\$2531			CALL					

TRENO OCCASIONAL TABLE

Treno Occasional Tables are a perfect complement to the Laguna modular and lounge series. Table tops are complete laminate with an option for two contrasting laminate colors. Standard angled metal legs are 8" tall, with factory installed adjustable glides. Online tables are also available in two heights.



24" SQUARE OCCASIONAL TABLE
OPTIONAL METAL/WOOD LEGS



24" ROUND COFFEE TABLE

ORDERING INFORMATION

- | | |
|--------------------------|--------------------------------|
| 1) Series Name | 5) Laminate / Veneer Selection |
| 2) Model Number | 6) Optional 2nd Laminate |
| 3) Quantity | 7) Optional Items |
| 4) Powder Coat Leg Color | |

TRENO SPECIFICATIONS

Table

Table core is CARB Phase I & Phase II Compliant. Laminate and phenolic backing are glued with water based adhesives.

Table Finish

Covered top and sides with high pressure laminate, or choose Optional 2 Different Color laminates.

Laminate Selections

ERG offers over 1000 standard laminate choices from Nevamar, Wilsonart, Formica and Pionite. Solid Surface Corian overlay top tables will be quoted upon request.

Metal Legs

Legs are angled metal cylinders and are 8" tall. Legs are sandblasted prior to final powder coating in your choice of standard powder coat colors. Legs have a factory installed adjustable glide. Optional metal/wood, polished chrome or chrome/wood finish is available.



OPTIONS

- CODE: 2LC - 2 different color laminates
- CODE: STH-C - Special Table Height - Cube Table
- CODE: PC - Polished Chrome Legs
- CODE: WDL - Metal/Wood Legs (specify powder coat and wood color)
- CODE: WDL-C - Chrome/Wood Legs (specify wood color)
- CODE: GDT - Ganging for Online Tables
- TABLE ACCESSORIES - Wire Management, Power & Communication Options - see Accessories section in price list or call for quote.



POWER / DATA

Note: Factory installed power/data available, see accessories section for details and pricing.







30" SQUARE OCCASIONAL TABLE



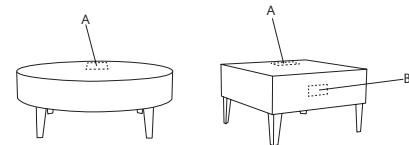
30" ROUND COFFEE TABLE

MODEL / DESCRIPTION / LIST PRICING

TRENO OCCASIONAL TABLES

	Model Number	Model Description	Table Top Size	Legs	Table Height	Table Shape	Shipping Weight.	LAMINATE	VENEER
	TR18D	Occasional	18" dia.	4 legs	17"	round	22 lbs.	\$1235	\$1324
	TR24D	Occasional	24" dia.	4 legs	17"	round	29 lbs.	\$1428	\$1569
	TR30D	Occasional	30" dia.	4 legs	17"	round	37 lbs.	\$1499	\$1650
	TR36D	Occasional	36" dia.	4 legs	17"	round	45 lbs.	\$1780	\$2415
	TR18S	Occasional	18" x 18" sq.	4 legs	17"	square	25 lbs.	\$1323	\$1455
	TR1426	Occasional	14" x 26" rect.	4 legs	17"	rectangle	25 lbs.	\$1433	\$1577
	TR27S	Occasional	27" x 27" sq.	4 legs	17"	square	35 lbs.	\$1503	\$1634
	TR30S	Occasional	30" x 30" sq.	4 legs	17"	square	41 lbs.	\$1533	\$1665
	TR36S	Occasional	36" x 36" sq.	4 legs	17"	square	50 lbs.	\$1790	\$2415
	TR20W	Occasional	20° wedge	4 legs	17"	wedge	30 lbs.	\$1042	\$1094

Please specify placement of electrical box for upholstered units or occasional tables
On rectangular coffee tables, please specify electrical placement on long side or short side



OPTIONS

Add upcharge to list price and code to model number

2LC	2 Color Laminate option	\$125
STH-C	Special Table Height - Cube Table	\$195 per top


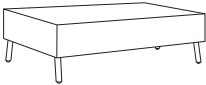

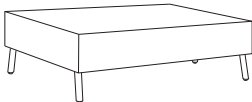
PC	Polished Chrome Legs	\$35 each
WDL	Metal/Wood Legs	\$35 each
WDL-C	Chrome/Wood Legs	\$60 each



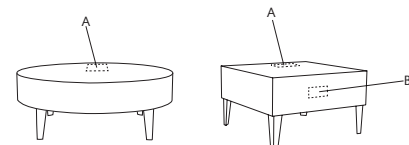
24" X 60" RECTANGLE COFFEE TABLE
OPTIONAL METAL/WOOD LEGS

MODEL / DESCRIPTION / LIST PRICING

TRENO OCCASIONAL TABLES

	Model Number	Model Description	Table Top Size	Legs	Table Height	Table Shape	Shipping Weight.	LAMINATE	VENEER
	TR2442	Occasional	24" x 42"	4 legs	17"	rectangle	47 lbs.	\$1,498	\$1,573
	TR2460	Occasional	24" x 60"	4 legs	17"	rectangle	52 lbs.	\$1,729	\$1,815
	TR3042	Occasional	30" x 42"	4 legs	17"	rectangle	57 lbs.	\$1,729	\$1,815
	TR3060	Occasional	30" x 60"	4 legs	17"	rectangle	65 lbs.	\$1,961	\$2,058

Please specify placement of electrical box for upholstered units or occasional tables
On rectangular coffee tables, please specify electrical placement on long side or short side



OPTIONS

Add upcharge to list price and code to model number

2LC	2 Color Laminate option	\$125
STH-C	Special Table Height - Cube Table	\$195 per top



PC	Polished Chrome Legs	\$35 each
WDL	Metal/Wood Legs	\$35 each
WDL-C	Chrome/Wood Legs	\$60 each



LAGUNA MODULAR LOUNGE WITH
TRENO ONLINE OCCASIONAL TABLES

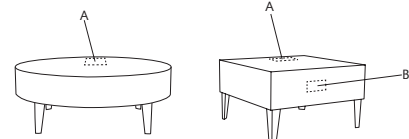
MODEL / DESCRIPTION / LIST PRICING

TRENO OCCASIONAL TABLES

	Model Number	Model Description	Table Top Size	Legs	Table Height	Table Shape	Shipping Weight.	LAMINATE	VENEER
	TR16-O	Online Occasional	14" x 26"	none (ganged)	16"	rectangle	18 lbs.	\$1528	\$1672
	TR20-O	Online Occasional	14" x 26"	none (ganged)	20"	rectangle	23 lbs.	\$1678	\$1822

NOTE: Pricing includes metal ganging brackets for online installation

Please specify placement of electrical box for upholstered units or occasional tables
On rectangular coffee tables, please specify electrical placement on long side or short side



OPTIONS

Add upcharge to list price and code to model number

2LC	2 Color Laminate option	\$125	STH-C	Special Table Height - Cube Table	\$195 per top
-----	-------------------------	-------	-------	-----------------------------------	---------------

TRUMPET

Trumpet has a cast iron round base. Available in café and bar height with optional resin edges for laminate tops.



TRUMPET SQUARE



TRUMPET BAR HEIGHT

ORDERING INFORMATION

- | | |
|-----------------|-------------------------------|
| 1) Series Name | 6) Laminate Selection and No. |
| 2) Model Number | 7) Edge Style Code and Color |
| 3) Size | 8) Wood Species |
| 4) Quantity | 9) Wood Edge Stain Color |
| 5) Frame Color | 10) Optional Items |
- (Hammerstone or textured paint recommended)

TRUMPET SPECIFICATIONS

Trumpet Base

- Table Height** Table height is 29" to 30" depending on table top specified. Bar Height table is 42".
- Column** 3" round 14 gauge steel tubing.
- Base** Base is made of 18", 24" or 30" base spread diameter G:20 top quality cast iron.
- Plate** 10" x 10" square • 12" X 12" square
14" X 14" square • 24" x 24" square
- Glides** Plastic glides.
- Assembly** The base plate and spider are attached together with a 1/2"- 13 threaded tie rod and flange nut. Base mounts to top with 1/4"- 20 machine screws into metal inserts, NO WOOD SCREWS ARE USED.

Laminate or Wood Tops

Laminate or Wood tops are 1.25" thick offered in round and square.

Table Edge Selections

See "Table Edges and Profiles" in "Tables" section.

FINISHES

Table Bases and Legs

Finished in your choice of standard powder coat colors. Finishes listed at beginning of price list. For colors refer to "Color Selections" brochure. For actual color samples, please call Customer Service.

Laminate/Veneer Selections

ERG offers over 1000 standard laminate choices from Nevamar, Wilsonart, Formica and Pionite. Wood veneer is available in transparent stain colors - custom stain matching available.

OPTIONS

- CODE: RP - Painted Foot Ring for Bar Height.
- CODE: STH - Special Table Height, for any table height other than 29".
- CODE: GD - Ganging
- CODE: ULW - Ultra Lightweight Top
- CODE: RAD - Radius Corners for 3MM Edge

MODEL / DESCRIPTION / LIST PRICING

TRUMPET | CAFÉ | ROUND

	Model Number	Table Top Size	Shpg. Wght.	Base Spread	LAMINATE TOP ASSORTED EDGES							VENEER TOP	
					GRP 1	GRP 2	GRP 3	GRP 4	GRP 5	GRP 6	GRP 7	GRP 8	GRP 9
RND	HTRM24D	24" Dia.	61	18"	\$748	\$764	\$837	\$882	\$1016	\$1128	\$1263	\$2215	\$2781
	HTRM30D	30" Dia.	72	18"	\$797	\$820	\$907	\$963	\$1129	\$1267	\$1432	\$2422	\$2991
	HTRM36D	36" Dia.	82	24"	\$855	\$881	\$989	\$1056	\$1256	\$1423	\$1624	\$2654	\$3228
	HTRM42D	42" Dia.	116	24"	\$911	\$941	\$1066	\$1145	\$1379	\$1575	\$1809	\$2881	\$3460
	HTRM48D	48" Dia.	130	30"	\$1077	\$1119	\$1280	\$1381	\$1685	\$1938	\$2242	\$3479	\$4121
	HTRM54D	54" Dia.	130	30"	\$1457	\$1515	\$1749	\$1894	\$2332	\$2697	\$3133	\$4774	\$5597
	HTRM60D	60" Dia.	130	30"	\$1577	\$1646	\$1917	\$2086	\$2597	\$3021	\$3531	\$5259	\$6093

TRUMPET | CAFÉ | SQUARE

	Model Number	Table Top Size	Shpg. Wght.	Base Spread	LAMINATE TOP ASSORTED EDGES							VENEER TOP	
					GRP 1	GRP 2	GRP 3	GRP 4	GRP 5	GRP 6	GRP 7	GRP 8	GRP 9
SQUARE	HTRM24S	24" Sq.	76	18"	\$748	\$764	\$837	\$882	\$1016	\$1128	\$1263	\$2215	\$2781
	HTRM2430S	24x30 Sq.	81	18"	\$764	\$785	\$863	\$911	\$1058	\$1179	\$1325	\$2291	\$2858
	HTRM30S	30" Sq.	90	18"	\$797	\$820	\$907	\$963	\$1129	\$1267	\$1432	\$2422	\$2991
	HTRM36S	36" Sq.	103	24"	\$856	\$883	\$990	\$1058	\$1258	\$1426	\$1625	\$2659	\$3234
	HTRM42S	42" Sq.	145	24"	\$960	\$992	\$1121	\$1201	\$1441	\$1641	\$1881	\$3021	\$3640
	HTRM48S	48" Sq.	145	30"	\$1256	\$1298	\$1467	\$1573	\$1888	\$2154	\$2469	\$3957	\$4764

OPTIONS

Add upcharge to list price and code to model number

RP	Painted Footring	\$110	ULW	Ultra Lightweight Top	\$190
STH	Special Table Height (other than 29" or bar height)	\$150 per base	RAD	Radius Corners for 3MM Edge	\$200 per table
GD	Ganging per table	\$95	RAD	Radius Corners for 3MM Edge	\$200 per table

MODEL / DESCRIPTION / LIST PRICING

TRUMPET | CAFÉ | RECTANGLE

	Model Number	Table Top Size	Shpg. Wght.	Base Spread	LAMINATE TOP ASSORTED EDGES							VENEER TOP	
					GRP 1	GRP 2	GRP 3	GRP 4	GRP 5	GRP 6	GRP 7	GRP 8	GRP 9
RECTANGLE	HTRM2448	24x48 Sq.	76	2-18"	\$1160	\$1193	\$1293	\$1427	\$1743	\$1825	\$1993	\$3566	\$4926
	HTRM2460	24x60 Sq.	115	2-18"	\$1348	\$1385	\$1496	\$1643	\$1993	\$2085	\$2270	\$4108	\$5704
	HTRM2472	24x72 Sq.	115	2-18"	\$1402	\$1443	\$1570	\$1738	\$2138	\$2243	\$2452	\$4346	\$5976
	HTRM3048	30x48 Sq.	137	2-18"	\$1261	\$1298	\$1407	\$1553	\$1901	\$1993	\$2175	\$3885	\$5363
	HTRM3060	30x60 Sq.	148	2-18"	\$1474	\$1517	\$1646	\$1816	\$2220	\$2327	\$2538	\$4538	\$6269
	HTRM3072	30x72 Sq.	148	2-18"	\$1525	\$1573	\$1715	\$1906	\$2358	\$2477	\$2715	\$4763	\$6527

Note: When optional base finish is required, please multiply upcharge by 2 for tables supported with an extra base.

TRUMPET | BAR HEIGHT

	Model Number	Table Top Size	Shpg. Wght.	Base Spread	LAMINATE TOP ASSORTED EDGES							VENEER TOP	
					GRP 1	GRP 2	GRP 3	GRP 4	GRP 5	GRP 6	GRP 7	GRP 8	GRP 9
ROUND	HTRMH24D	24" Dia.	80	18"	\$879	\$900	\$963	\$1045	\$1245	\$1298	\$1403	\$2616	\$3677
	HTRMH30D	30" Dia.	90	18"	\$921	\$948	\$1031	\$1141	\$1403	\$1471	\$1609	\$2851	\$3921
	HTRMH36D	36" Dia.	181	24"	\$1238	\$1272	\$1375	\$1512	\$1836	\$1922	\$2093	\$3779	\$5242

OPTIONS

Add upcharge to list price and code to model number

RP	Painted Footring	\$110	ULW	Ultra Lightweight Top	\$190
STH	Special Table Height (other than 29" or bar height)	\$150 per base	RAD	Radius Corners for 3MM Edge	\$200 per table
GD	Ganging per table	\$95			



X-BASE CAFÉ TABLE



X-BASE BAR HEIGHT TABLE WITH POWDER COATED FOOT-RING

ORDERING INFORMATION

- | | |
|-----------------|-------------------------------|
| 1) Series Name | 6) Laminate Selection and No. |
| 2) Model Number | 7) Edge Style Code and Color |
| 3) Size | 8) Wood Species |
| 4) Quantity | 9) Wood Stain Color |
| 5) Frame Color | 10) Optional Items |

TURNER CAFÉ BASE SPECIFICATIONS

Turner X Base

- Table Height** Table height is 29" to 30" depending on table top specified. Bar Height table is 42".
- Column** 3" round 14 gauge steel tubing (X-base)
2" round 14 gauge steel tubing (T-base)
- Base** 1" x 2" 14 gauge steel straight rectangular tubing – 22", 26" or 32" spreads with metal welded end caps.
- Plate** 10" x 10" square • 12" X 12" square
14" X 14" square
- Glides** Manually adjustable zinc glides
- Assembly** Top plate is welded to the vertical column and the vertical column is welded to the horizontal base. No tie rod assembly. Base mounts to tabletop with ¼-20 x 1" machine screws into metal inserts in top.
- Finish** Choice of standard powder coat colors – See "Color Selections" brochure.

Flip-Top Mechanism

Aluminum die-cast top plate and aluminum housing with single handle cable release.

TABLE TOP SPECIFICATIONS

Table Tops

Table top core is CARB Phase I & Phase II Compliant. Laminate, wood veneer and phenolic backing are glued with water based adhesives.

FINISHES

Laminate/Veneer Selections


ERG offers over 1000 standard laminate choices from Nevamar, Wilsonart, Formica and Pionite. Wood veneer is available in transparent stain colors - custom stain matching available.

OPTIONS

- CODE: FLIP-X - Flip-Top per X-base (not available for 42" top)
- CODE: FLIP-T - Flip-Top for two T-legs
- CODE: RP - Painted Foot-ring for bar height.
- CODE: STH - Special Table Height (any table height other than 29" or bar height)
- CODE: CAS - Mobile Casters per table
- CODE: GD - Ganging
- CODE: ULW - Ultra Lightweight Top
- CODE: RAD - Radius Corners for 3MM Edge
- CODE: FTBH – Flip top support bar for rectangular bar height tables. (Maximum table top size 30x72)



BASE DETAIL



GLIDE DETAIL



CASTER DETAIL



FLIP-TOP DETAIL

MODEL / DESCRIPTION / LIST PRICING

TURNER | CAFÉ | ROUND



Model Number	Table Top Size	Shpg. Wght.	Base Spread	LAMINATE TOP ASSORTED EDGES							VENEER TOP	
				GRP 1	GRP 2	GRP 3	GRP 4	GRP 5	GRP 6	GRP 7	GRP 8	GRP 9
TU24D	24" Dia.	32	22"- X	\$595	\$605	\$679	\$742	\$868	\$972	\$1098	\$1552	\$1782
TU30D	30" Dia.	43	26"- X	\$657	\$672	\$769	\$852	\$1019	\$1158	\$1325	\$1768	\$1971
TU36D	36" Dia.	53	32"- X	\$811	\$828	\$944	\$1046	\$1248	\$1416	\$1617	\$2175	\$2430
TU42D	42" Dia.	72	32"- X	\$942	\$964	\$1117	\$1248	\$1511	\$1730	\$1992	\$2580	\$2827

TURNER | CAFÉ | SQUARE



Model Number	Table Top Size	Shpg. Wght.	Base Spread	LAMINATE TOP ASSORTED EDGES							VENEER TOP	
				GRP 1	GRP 2	GRP 3	GRP 4	GRP 5	GRP 6	GRP 7	GRP 8	GRP 9
TU24S	24" Sq.	40	22"- X	\$602	\$614	\$690	\$755	\$885	\$994	\$1125	\$1577	\$1804
TU2430S	24x30 Sq.	49	22"- X	\$640	\$652	\$740	\$816	\$969	\$1097	\$1249	\$1700	\$1916
TU30S	30" Sq.	54	26"- X	\$661	\$676	\$773	\$856	\$1023	\$1162	\$1329	\$1780	\$1986
TU36S	36" Sq.	67	32"- X	\$822	\$838	\$960	\$1063	\$1271	\$1444	\$1652	\$2207	\$2462

TURNER | CAFÉ | RECTANGLE



Model Number	Table Top Size	Shpg. Wght.	Base Spread	LAMINATE TOP ASSORTED EDGES							VENEER TOP	
				GRP 1	GRP 2	GRP 3	GRP 4	GRP 5	GRP 6	GRP 7	GRP 8	GRP 9
TU2448	24x48 Sq.	70	2-22"- T	\$751	\$769	\$882	\$982	\$1177	\$1341	\$1537	\$2034	\$2255
TU2460	24x60 Sq.	79	2-22"- T	\$790	\$808	\$937	\$1047	\$1267	\$1449	\$1669	\$2164	\$2373
TU3048	30x48 Sq.	84	2-22"- T	\$795	\$813	\$943	\$1054	\$1276	\$1461	\$1684	\$2180	\$2386
TU3060	30x60 Sq.	90	2-22"- T	\$842	\$863	\$1009	\$1135	\$1384	\$1593	\$1843	\$2336	\$2528

TURNER | CAFÉ | BAR HEIGHT



Model Number	Table Top Size	Shpg. Wght.	Base Spread	LAMINATE TOP ASSORTED EDGES							VENEER TOP	
				GRP 1	GRP 2	GRP 3	GRP 4	GRP 5	GRP 6	GRP 7	GRP 8	GRP 9
TUH24D	24" Dia.	40	22"- X	\$745	\$756	\$829	\$891	\$1018	\$1122	\$1248	\$1881	\$2228
TUH30D	30" Dia.	53	26"- X	\$807	\$822	\$918	\$1002	\$1169	\$1307	\$1475	\$2099	\$2418
TUH36D	36" Dia.	63	32"- X	\$951	\$967	\$1085	\$1186	\$1388	\$1556	\$1757	\$2481	\$2848
TUH36S	36" Sq.	67	32"- X	\$1011	\$1028	\$1149	\$1252	\$1460	\$1634	\$1841	\$2624	\$3027

Note: FTBH option is required with STH option when ordering rectangle flip-top tables over 29" table height.

OPTIONS

Add upcharge to list price and code to model number

RP	Painted Foot-ring for Bar Height	\$110
STH	Special Table Height (other than 29" or bar height)	\$150 per base
CAS	Mobile Casters per table - 3"	\$98
GD	Ganging per table	\$95
FLIP-X	Flip-Top per X-base (up to 42" top maximum)	\$125

FLIP-T	Flip-Top for two T-legs	\$358
ULW	Ultra Lightweight Top	\$190
RAD	Radius Corners for 3MM Edge	\$200 per table
FTBH	All t-base bar height tables with flip top	\$300



T-LEG TRAINING TABLE



T-LEG TRAINING TABLE WITH FLIP-TOP

ORDERING INFORMATION

- | | |
|-----------------|-------------------------------|
| 1) Series Name | 6) Laminate Selection and No. |
| 2) Model Number | 7) Edge Style Code and Color |
| 3) Size | 8) Wood Stain Color |
| 4) Quantity | 9) Optional Items |
| 5) Frame Color | |

TURNER TRAINING BASE SPECIFICATIONS

Turner T Base

Table Height	Table height is 29" to 30" depending on table top specified.
Column	2" round 14 gauge steel tubing (T-base)
Base	1" x 2" 14 gauge steel straight rectangular tubing 16" 22", 26" spreads with metal welded end caps.
Plate	8" x 8" square 12 gauge stamped steel 2" x 4" 12 gauge stamped steel (Flip-Top or Folding).
Glides	Manually adjustable zinc glides
Assembly	Top plate is welded to the vertical column and the vertical column is welded to the horizontal base plate. No tie rod assembly. Base mounts to tabletop with 1/4-20 x 1" machine screws into metal inserts in top. Stretcher steel bars are used on tops over 72" long.
Finish	Choice of standard powder coat colors – See "Color Selections" brochure.

Flip-Top Mechanism

Aluminum die-cast top plate and aluminum housing with single handle cable release.

Folding Mechanism

Nylon injection molded housing, cast aluminum pivot and metal locking slider. Rigid, taper locking design is activated by single lever that also locks in folded position.

TABLE TOP SPECIFICATIONS

Table Tops

Table top core is CARB Phase I & Phase II Compliant. Laminate, wood veneer and phenolic backing are glued with water based adhesives.

Ultra-Lightweight Table Tops

Ultra-lightweight tables have an exceptionally strong manufactured MDF top made from 100% recovered and recycled wood fiber with at least 25% post-industrial recycled fiber; the balance consisting of recovered waste fiber. Ultra-light tables are 18% lighter than standard tables.

FINISHES

Laminate/Veneer Selections

ERG offers over 1000 standard laminate choices from Nevamar, Wilsonart, Formica and Pionite. Wood veneer is available in transparent stain colors - custom stain matching available.

Edge Selections:

ERG offers a wide variety of table top edge materials including PVC, wood, aluminum and resin/urethane.

Special Edge Note: When ganging or butting tables together, ERG recommends using 3MM flat edge or flat wood edge. Square tables using PVC T-edge will have a 2" radius on all corners. Table Bases and Legs


OPTIONS

- CODE: FLIP-T - Flip-Top per table
- CODE: SB - Stretcher bar for tables under 72"
- CODE: FOLD - Lightweight Folding Leg Mechanism per table
- CODE: STH - Special Table Height (any table height other than 29")
- CODE: ULW - Ultra-lightweight table top
- CODE: CAS3 - 3" Mobile Casters
- CODE: GD - Ganging per table
- CODE: RAD - Radius Corners for 3MM Edge
- CODE: FTBH - Flip top support bar for rectangular bar height tables. (Maximum table top size 30x72)
- TABLE ACCESSORIES - Modesty Panels, Bridges, Grommets, Wire Management, Power & Communication Options, Table Dollies - see "Accessories" section in price list.

Note: When ordering modesty panel, table and panel must have 3MM edge.



LEG DETAIL



GLIDE
DETAIL



CASTER
DETAIL



FLIP-TOP
DETAIL

MODEL / DESCRIPTION / LIST PRICING

TURNER | RECTANGLE

Model Number	Table Top Size	Shpg. Wght.	Base Spread	LAMINATE TOP ASSORTED EDGES							VENEER TOP	
				GRP 1	GRP 2	GRP 3	GRP 4	GRP 5	GRP 6	GRP 7	GRP 8	GRP 9
TU1836	18 X 36	54	2-16"- T	\$660	\$673	\$756	\$826	\$967	\$1086	\$1227	\$1727	\$1980
TU1848	18 X 48	61	2-16"- T	\$692	\$705	\$799	\$878	\$1039	\$1172	\$1331	\$1830	\$2073
TU1860	18 X 60	68	2-16"- T	\$722	\$737	\$842	\$931	\$1109	\$1257	\$1436	\$1933	\$2164
TU1872	18 X 72	75	2-16"- T	\$853	\$869	\$984	\$1083	\$1279	\$1444	\$1640	\$2256	\$2555
TU1884	18 X 84	81	2-16"- T	\$903	\$921	\$1055	\$1169	\$1396	\$1585	\$1812	\$2425	\$2708
TU1896	18 X 96	88	2-16"- T	\$959	\$979	\$1122	\$1245	\$1491	\$1696	\$1941	\$2583	\$2876
TU2436	24 X 36	61	2-22"- T	\$713	\$728	\$829	\$915	\$1088	\$1231	\$1406	\$1904	\$2138
TU2448	24 X 48	70	2-22"- T	\$751	\$769	\$882	\$982	\$1177	\$1341	\$1537	\$2034	\$2255
TU2460	24 X 60	79	2-22"- T	\$790	\$808	\$937	\$1047	\$1267	\$1449	\$1669	\$2164	\$2373
TU2472	24 X 72	88	2-22"- T	\$930	\$948	\$1091	\$1214	\$1456	\$1658	\$1901	\$2515	\$2788
TU2484	24 X 84	97	2-22"- T	\$988	\$1012	\$1173	\$1312	\$1591	\$1822	\$2101	\$2712	\$2965
TU2496	24 X 96	106	2-22"- T	\$1051	\$1076	\$1252	\$1403	\$1705	\$1956	\$2256	\$2897	\$3157
TU3036	30 X 36	68	2-22"- T	\$748	\$764	\$878	\$974	\$1169	\$1331	\$1526	\$2022	\$2244
TU3048	30 X 48	84	2-22"- T	\$795	\$813	\$943	\$1054	\$1276	\$1461	\$1684	\$2180	\$2386
TU3060	30 X 60	90	2-22"- T	\$842	\$863	\$1009	\$1135	\$1384	\$1593	\$1843	\$2336	\$2528
TU3072	30 X 72	102	2-22"- T	\$989	\$1012	\$1174	\$1314	\$1592	\$1824	\$2102	\$2713	\$2968
TU3084	30 X 84	113	2-22"- T	\$1056	\$1083	\$1269	\$1427	\$1745	\$2011	\$2331	\$2938	\$3169
TU3096	30 X 96	124	2-22"- T	\$1128	\$1156	\$1358	\$1532	\$1878	\$2167	\$2515	\$3150	\$3385
TU3648	36 X 48	88	2-26"- T	\$849	\$870	\$1018	\$1144	\$1399	\$1611	\$1865	\$2358	\$2547
TU3660	36 X 60	102	2-26"- T	\$903	\$927	\$1095	\$1239	\$1526	\$1765	\$2051	\$2542	\$2713
TU3672	36 X 72	115	2-26"- T	\$1058	\$1085	\$1272	\$1431	\$1751	\$2018	\$2338	\$2947	\$3176
TU3684	36 X 84	129	2-26"- T	\$1134	\$1163	\$1376	\$1559	\$1924	\$2228	\$2593	\$3198	\$3404
TU3696	36 X 96	142	2-26"- T	\$1214	\$1246	\$1479	\$1678	\$2075	\$2407	\$2805	\$3437	\$3644

TURNER | SECTIONAL | HALF ROUND

Model Number	Table Top Size	Shpg. Wght.	Base Spread	LAMINATE TOP ASSORTED EDGES							VENEER TOP	
				GRP 1	GRP 2	GRP 3	GRP 4	GRP 5	GRP 6	GRP 7	GRP 8	GRP 9
TUHR2448	24 X 48	70	2-16T	\$1007	\$1035	\$1241	\$1414	\$1764	\$2054	\$2404	\$2890	\$3027
TUHR3060	30 X 60	90	2-22T	\$1089	\$1122	\$1355	\$1555	\$1953	\$2287	\$2685	\$3168	\$3275
TUHR3672	36 X 72	115	2-26T	\$1298	\$1336	\$1608	\$1840	\$2303	\$2690	\$3153	\$3752	\$3902

Note: FTBH option is required with STH option when ordering rectangle flip-top tables over 29" table height.

OPTIONS

Add upcharge to list price and code to model number

FLIP-T	Flip-Top for two t-legs	\$358
SB	Stretcher Bar for tables under 72"	\$80
FOLD	Lightweight Folding Leg Mechanism per table	\$298
STH	Special Table Height (other than 29")	\$150 per leg
ULW	Ultra-lightweight table top	\$190

CAS3	3" Mobile Casters (2 Casters per leg)	\$25 each
GD	Ganging per table	\$95
RAD	Radius Corners for 3MM Edge	\$200 per table
FTBH	All t-base bar height tables with flip top	\$300

VALI MULTIPURPOSE CHAIR

The Vali features a .875" diameter steel tube wall saver frame supporting an upholstered seat and back with black polypropylene rear back and under seat covers. These stacking chairs are available without arms or with curved or square arms. Vali provides an underseat plastic cover for protecting fabric while stacked.

HURRY!
QUANTITIES
LIMITED!

DRASTICALLY
REDUCED



VALI STACKING CHAIR WITH
SQUARE ARMS



VALI STACKING CHAIR

ORDERING INFORMATION

To Order Please Specify:

- | | |
|-----------------|----------------------------|
| 1) Series Name | 4) Frame Color |
| 2) Model Number | 5) Fabric Grade and Number |
| 3) Quantity | 6) Optional Items |

VALI GENERAL SPECIFICATIONS

Upholstery

- The Vali features a fully upholstered seat and back.
- Seat and back can be upholstered with fabric, crypton, vinyl, leather or approved COM.

Frame

- .875" diameter steel tubing with wall-saver design.
- All frames are sand blasted and then powder coated for maximum paint adhesion.

Glides

- Factory installed self leveling steel glides.

Stacking

- Vali chairs stack 3 high on the floor up to 6 high on a dolly.

Ganging

- Ganging device folds away when not in use.

COLORS / FINISHES

Frame Finish Colors:

Standard powder coat colors.
Optional polished chrome available with upcharge.

Arm Cap Colors

- Round Arm Caps: Plastic - Black
- Square Arm Caps: Polyurethane - Black

OPTIONS

- CODE: FR - CA133 Fire Retardant.
- CODE: MB - Moisture Barrier.
- CODE: CAS2 - 2" Black Casters
- CODE: PC - Polished Chrome finish.
- CODE: AGF - Ganging Device - fold away type.
- CODE: 2FO/C - Two Fabric Option



CASTERS - CAS2



BACK DETAIL

DIMENSIONS	Armless Chair	Round Arm Chair	Square Arm Chair
Inside Width:	18"	19.5"	19.5"
Seat Height:	18"	18"	18"
Arm Height:	-	26"	26"
Overall Depth:	22"	22"	22"
Overall Width:	20"	23"	23"
Overall Height:	31.5"	31.5"	31.5"
Qty./Wt. per carton:	3 ea./52 lbs.	2 ea./48 lbs.	2 ea./48 lbs.



VALI CHAIR WITH CASTERS

MODEL / DESCRIPTION / LIST PRICING



220 Stacking Chair		COM Yardage: .75 Yard										
COM	GR1	GR2	GR3	GR4	GR5	GR6	GR7	GR8	GR9	GR10	LEA	
\$242	\$259	\$269	\$280	\$291	\$303	\$315	\$328	\$341	\$354	\$369	\$436	



222 Stacking Chair with Round Plastic Arms		COM Yardage: .75 Yard										
COM	GR1	GR2	GR3	GR4	GR5	GR6	GR7	GR8	GR9	GR10	LEA	
\$272	\$291	\$303	\$315	\$327	\$340	\$354	\$368	\$383	\$398	\$414	\$490	



224 Stacking Chair with Square Polyurethane Arms		COM Yardage: .75 Yard										
COM	GR1	GR2	GR3	GR4	GR5	GR6	GR7	GR8	GR9	GR10	LEA	
\$318	\$340	\$354	\$368	\$383	\$398	\$414	\$431	\$448	\$466	\$484	\$572	

OPTIONS

Add upcharge to list price and code to model number

FR	CA133 Fire Retardant per yard.	\$90/yd.
MB	Moisture Barrier - Standard and MID Seats	\$68
CAS2	2" Black Casters	\$22 each
PC	Polished Chrome finish - Chair	\$38

PC	Polished Chrome finish - Bar Stool	\$108
AGF	Ganging Device - Fold away type	\$38
#196	Stacking Chair Dolly	\$483
2FO/C	2 Fabric Option	\$49

VELLA COLLECTION

The Vella features a fully upholstered seat over a stylish cold injected urethane foam shell. Vella chairs are available with several base options and two heights with finishes to accent your space. Vella chairs are also available on a swivel 5-star version with casters. Fully upholstered ottomans and occasional tables are also available as coordinating accents.



WOOD LEGS MID BACK WITH OTTOMAN



4-STAR SWIVEL BASE
HIGH BACK



4-PRONG AUTO RETURN BASE
HIGH BACK
OPTIONAL TUFTING

ORDERING INFORMATION

To Order Please Specify:

- 1) Series Name
- 2) Model Number
- 3) Quantity
- 4) Fabric Grade and Number
- 5) Wood Stain (for wood legs)
- 6) Laminate Choice (table tops)
- 7) Optional Items
(Includes Tufting, Contrast Stitching and more)

VELLA GENERAL SPECIFICATIONS

Upholstery/Foam

- Cold injected urethane molded foam with inner steel welded frame.
- Vella is fully upholstered and available with fabric, crypton, vinyl or approved COM.
- 3" wide arm rest
- Tapered back design.
- Fabric must be pre-approved, please contact customer service.

Base Options

- 4-Star swivel base in black or polished chrome (28.5" diameter)
- Wood legs - Solid Beech wood tapered legs are stained in your choice of 19 standard colors.
Standard attachment is white or optional black.
- 4-Prong automatic return base in polished chrome
- Factory installed glides
- 5-Star casters swivel base in polished chrome

Ottoman

- Fully upholstered or Fixed 18" diameter X-Base
- Black Textured or Polished Chrome X-Base finish

Occasional Tables

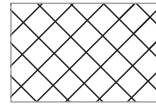
- Fully upholstered contoured base
- 1" thick laminate table top with exposed multi-ply edge or optional 3MM PVC edge

OPTIONS

- CODE: FR - CA133 Fire Retardant.
- CODE: MB - Moisture Barrier.
- CODE: 2FO - Two Fabric Option (Ottoman Only).
- CODE: TFTV - Diamond Tufting for Vella.
- CODE: VCS - Contrast Stitching for Vella.
- CODE: VBL - Black Under Metal Frame (Wood Legs).
- CODE: 3MM/S - 3MM edge on 20x17 table.
- CODE: 3MM/30 - 3MM edge on 30x30 table.
- CODE: 3MM/R - 3MM edge on 24x42 table.
- CODE: 3MM/42 - 3MM edge on 42x42 table.

TUFTING

Vella series chairs are available with diamond tufting.




diamond




VELLA - DIAMOND TUFTING DETAIL

CONTRAST STITCHING


Vella series chairs are available with contrast stitching in several colors - recommended for use on vinyl and leather only.



WHITE STITCHING



RED STITCHING



SKY BLUE STITCHING

3MM EDGE - OCCASIONAL TABLES

Vella series occasional tables are offered with the option of 3MM PVC edge for a small upcharge over the standard exposed multi-ply.



VIEW ON PAGE 6



VELLA - 4-PRONG SWIVEL CHAIRS AND OCCASIONAL TABLE WITH 3MM EDGE



DIMENSIONS	4-Star Base High Back	4-Star Base Mid Back
Inside Width:	21.5"	21.5"
Seat Height:	16"	16"
Arm Height:	25"	25"
Overall Depth:	26"	26"
Overall Width:	27.5"	27.5"
Overall Height:	41.5"	34"
Qty./Wt. per carton:	1 ea./50 lbs.	1 ea./50 lbs.



MID BACK 4-STAR SWIVEL BASE
SHOWN IN POLISHED CHROME



HIGH BACK 4-STAR SWIVEL BASE
SHOWN IN BLACK

MODEL / DESCRIPTION / LIST PRICING



1990-N Mid Back - 4-Star Swivel Base (Black Textured)

COM Yardage: 2.5 yards

COM	GR1	GR2	GR3	GR4	GR5	GR6	GR7	GR8	GR9	GR10	LEA
\$1972	\$2110	\$2194	\$2282	\$2374	\$2468	\$2567	\$2670	\$2777	\$2888	\$3003	\$3550

1990 Mid Back - 4-Star Swivel Base (Polished Chrome)

COM Yardage: 2.5 yards

COM	GR1	GR2	GR3	GR4	GR5	GR6	GR7	GR8	GR9	GR10	LEA
\$2033	\$2175	\$2262	\$2353	\$2447	\$2545	\$2647	\$2752	\$2863	\$2977	\$3096	\$3659



1991-N High Back - 4-Star Swivel Base (Black Textured)

COM Yardage: 3 yards

COM	GR1	GR2	GR3	GR4	GR5	GR6	GR7	GR8	GR9	GR10	LEA
\$2094	\$2241	\$2330	\$2423	\$2520	\$2621	\$2726	\$2835	\$2948	\$3066	\$3189	\$3769

1991 High Back - 4-Star Swivel Base (Polished Chrome)

COM Yardage: 3 yards

COM	GR1	GR2	GR3	GR4	GR5	GR6	GR7	GR8	GR9	GR10	LEA
\$2155	\$2306	\$2398	\$2494	\$2594	\$2698	\$2805	\$2918	\$3034	\$3156	\$3282	\$3879



HIGH BACK AND X-BASE OTTOMAN
SHOWN IN BLACK

OPTIONS

Add upcharge to list price and code to model number

FR	CA133 Fire Retardant - per yard	\$90/yd.	TFTV	Vella Tufting - Diamond Pattern	\$149
MB	Moisture Barrier - per seat	\$125	VCS	Vella Contrast Stitching	\$78

DIMENSIONS	Ottoman 20"x20"
Overall Depth:	20"
Overall Width:	20"
Overall Height:	16"
Qty./Wt. per carton:	1 ea./20 lbs.



X-BASE OTTOMAN SHOWN IN BLACK



X-BASE OTTOMAN SHOWN IN
POLISHED CHROME

NOTE: X-Base ottoman does not swivel

MODEL / DESCRIPTION / LIST PRICING



1999-X X-Base Ottoman (Black Textured Fixed Base)

COM Yardage: Total: 1.25 Yds. / Sides: .5 Yds. / Top: .75 Yds.

COM	GR1	GR2	GR3	GR4	GR5	GR6	GR7	GR8	GR9	GR10	LEA
\$875	\$936	\$974	\$1013	\$1053	\$1095	\$1139	\$1185	\$1232	\$1281	\$1333	\$1575



1999-XC X-Base Ottoman (Polished Chrome Fixed Base)

COM Yardage: Total: 1.25 Yds. / Sides: .5 Yds. / Top: .75 Yds.

COM	GR1	GR2	GR3	GR4	GR5	GR6	GR7	GR8	GR9	GR10	LEA
\$895	\$958	\$996	\$1036	\$1077	\$1120	\$1165	\$1212	\$1260	\$1311	\$1363	\$1611

OPTIONS

Add upcharge to list price and code to model number

FR	CA133 Fire Retardant - per yard	\$90/yd.
MB	Moisture Barrier - per ottoman	\$125

VCS	Vella Contrast Stitching	\$78
2FO	Two fabric option - Ottoman Only	\$98

DIMENSIONS	Wood Legs High Back	Wood Legs Mid Back
Inside Width:	21"	21"
Seat Height:	17"	17"
Arm Height:	25.5"	25.5"
Overall Depth:	26"	26"
Overall Width:	27.5"	27.5"
Overall Height:	40"	34.5"
Qty./Wt. per carton:	1 ea./50 lbs.	1 ea./50 lbs.



MID BACK
WOOD LEGS

MODEL / DESCRIPTION / LIST PRICING



1994 Wood Legs / Fixed Seat - Mid Back

COM Yardage: 2.5 yards

COM	GR1	GR2	GR3	GR4	GR5	GR6	GR7	GR8	GR9	GR10	LEA
\$2249	\$2406	\$2503	\$2603	\$2707	\$2815	\$2928	\$3045	\$3167	\$3293	\$3425	\$4048



1995 Wood Legs / Fixed Seat - High Back

COM Yardage: 3 yards

COM	GR1	GR2	GR3	GR4	GR5	GR6	GR7	GR8	GR9	GR10	LEA
\$2337	\$2501	\$2601	\$2705	\$2813	\$2925	\$3042	\$3164	\$3291	\$3422	\$3559	\$4207



WHITE UNDER METAL
FRAME IS STANDARD

HIGH BACK WOOD LEGS
WITH OPTIONAL TUFTING

STANDARD WOOD STAIN COLORS



OPTIONS

Add upcharge to list price and code to model number

FR	CA133 Fire Retardant - per yard	\$90/yd.
MB	Moisture Barrier - per seat	\$125
TFTV	Vella Tufting - Diamond Pattern	\$149

VCS	Vella Contrast Stitching	\$78
VBL	Black Under Metal Frame (Wood Legs)	\$38



HIGH BACK
4-PRONG AUTO RETURN BASE
OPTIONAL TUFTING

DIMENSIONS	4-Prong Base High Back	4-Prong Base Mid Back
Inside Width:	21.5"	21.5"
Seat Height:	18"	18"
Arm Height:	27"	27"
Overall Depth:	26"	26"
Overall Width:	27.5"	27.5"
Overall Height:	42"	35.5"
Qty./Wt. per carton:	1 ea./50 lbs.	1 ea./50 lbs.

MODEL / DESCRIPTION / LIST PRICING



1992 4-Prong Auto Return Polished Chrome Base - Mid Back COM Yardage: 2.5 yards

COM	GR1	GR2	GR3	GR4	GR5	GR6	GR7	GR8	GR9	GR10	LEA
\$1999	\$2139	\$2224	\$2313	\$2406	\$2502	\$2602	\$2706	\$2815	\$2927	\$3044	\$3598



1993 4-Prong Auto Return Polished Chrome Base - High Back COM Yardage: 3 yards

COM	GR1	GR2	GR3	GR4	GR5	GR6	GR7	GR8	GR9	GR10	LEA
\$2122	\$2271	\$2361	\$2456	\$2554	\$2656	\$2762	\$2873	\$2988	\$3107	\$3232	\$3820



MID BACK 4-PRONG AUTO RETURN BASE

OPTIONS

Add upcharge to list price and code to model number

FR	CA133 Fire Retardant - per yard	\$90/yd.
MB	Moisture Barrier - per seat	\$125

TFTV	Vella Tufting - Diamond Pattern	\$149
VCS	Vella Contrast Stitching	\$78

DIMENSIONS	Swivel Base High Back	Swivel Base Mid Back
Inside Width:	21"	21"
Seat Height:	18"-21"	18"-21"
Arm Height:	25.5"-30.5"	25.5"-30.5"
Overall Depth:	26"	26"
Overall Width:	27.5"	27.5"
Overall Height:	40"-45"	33.5"-38.5"
Qty./Wt. per carton:	1 ea./50 lbs.	1 ea./50 lbs.



MID BACK
5-STAR SWIVEL BASE

MODEL / DESCRIPTION / LIST PRICING



1996 5-Star Swivel Base - Mid Back

COM Yardage: 2.5 yards

COM	GR1	GR2	GR3	GR4	GR5	GR6	GR7	GR8	GR9	GR10	LEA
\$2069	\$2214	\$2302	\$2394	\$2490	\$2590	\$2693	\$2801	\$2913	\$3030	\$3151	\$3724



1997 5-Star Swivel Base - High Back

COM Yardage: 3 yards

COM	GR1	GR2	GR3	GR4	GR5	GR6	GR7	GR8	GR9	GR10	LEA
\$2225	\$2381	\$2476	\$2575	\$2678	\$2785	\$2897	\$3012	\$3133	\$3258	\$3389	\$4005

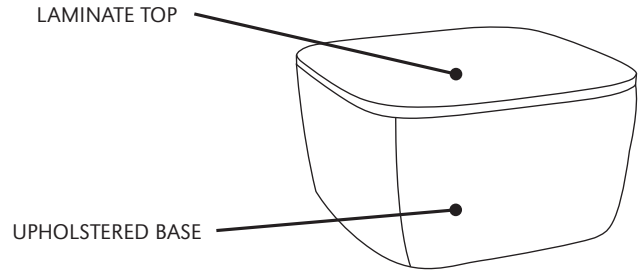
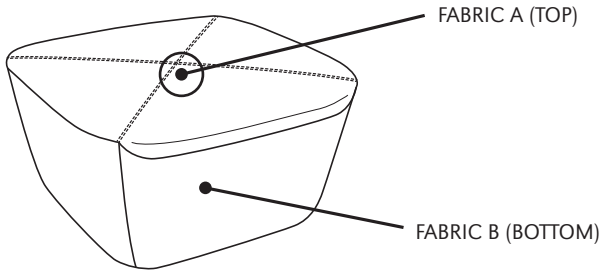


HIGH BACK
5-STAR SWIVEL BASE

OPTIONS

Add upcharge to list price and code to model number

FR	CA133 Fire Retardant - per yard	\$90/yd.	TFTV	Vella Tufting - Diamond Pattern	\$149
MB	Moisture Barrier - per seat	\$125	VCS	Vella Contrast Stitching	\$78



30 X 30 FULLY UPHOLSTERED OTTOMAN
WITH TWO FABRIC OPTION



30 X 30 UPHOLSTERED OCCASIONAL TABLE



DIMENSIONS	Ottoman 20"x17"	Ottoman 30" Sq.	Ottoman 42" Sq.	Ottoman 24"x42"
Overall Depth:	17"	30"	42"	24"
Overall Width:	20"	30"	42"	42"
Overall Height:	16"	16"	16"	16"
Qty./Wt. per carton:	1 ea./20 lbs.	1 ea./31 lbs.	1 ea./60 lbs.	1 ea./36 lbs.

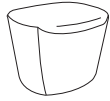


UPHOLSTERED OTTOMAN



STITCHING DETAIL

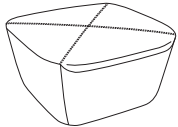
MODEL / DESCRIPTION / LIST PRICING



1999 Ottoman 20"x17"

COM Yardage: Total: 3 Yds. / Sides: 1.25 Yds. / Top: .75 Yds.

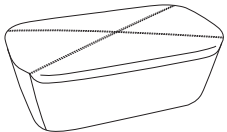
COM	GR1	GR2	GR3	GR4	GR5	GR6	GR7	GR8	GR9	GR10	LEA
\$852	\$912	\$948	\$986	\$1025	\$1066	\$1109	\$1154	\$1200	\$1248	\$1298	\$1534



1999-30 Ottoman 30" x 30"

COM Yardage: Total: 3.25 Yds. / Sides: 2 Yds. / Top: 1.25 Yds.

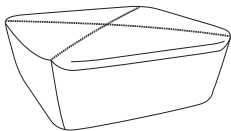
COM	GR1	GR2	GR3	GR4	GR5	GR6	GR7	GR8	GR9	GR10	LEA
\$1078	\$1153	\$1200	\$1248	\$1297	\$1349	\$1403	\$1459	\$1518	\$1579	\$1642	\$1940



1999-R Ottoman 24"x42"

COM Yardage: Total: 4 Yds. / Sides: 2.5 Yds. / Top: 1.5 Yds.

COM	GR1	GR2	GR3	GR4	GR5	GR6	GR7	GR8	GR9	GR10	LEA
\$1318	\$1410	\$1467	\$1525	\$1586	\$1650	\$1716	\$1784	\$1856	\$1930	\$2007	\$2372



1999-42 Ottoman 42" x 42"

COM Yardage: Total: 4.75 Yds. / Sides: 3 Yds. / Top: 1.75 Yds.

COM	GR1	GR2	GR3	GR4	GR5	GR6	GR7	GR8	GR9	GR10	LEA
\$1468	\$1571	\$1634	\$1699	\$1767	\$1838	\$1911	\$1988	\$2067	\$2150	\$2236	\$2642

NOTE: TOP "X" PATTERN IS STITCHING DESIGN

OPTIONS

Add upcharge to list price and code to model number

FR	CA133 Fire Retardant - per yard	\$90/yd.
MB	Moisture Barrier - per ottoman	\$125

VCS	Vella Contrast Stitching	\$78
2FO	Two fabric option - Ottoman Only	\$98

VELLA COLLECTION
OCCASIONAL TABLE
UPHOLSTERED WITH LAMINATE TOP

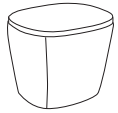
DIMENSIONS	Ottoman 20"x17"	Ottoman 30" Sq.	Ottoman 42" Sq.	Ottoman 24"x42"
Overall Depth:	17"	30"	42"	24"
Overall Width:	20"	30"	42"	42"
Overall Height:	17"	17"	17"	17"
Qty./Wt. per carton:	1 ea./50 lbs.	1 ea./50 lbs.	1 ea./50 lbs.	1 ea./50 lbs.



UPHOLSTERED OCCASIONAL TABLES

NOTE: OCCASIONAL TABLES ARE STANDARD WITH EDGE 4-B (EXPOSED MULTI-PLY)

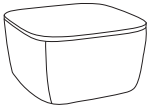
MODEL / DESCRIPTION / LIST PRICING



1998 Occasional Table 20"x17"

COM Yardage: 1.25 yards

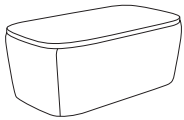
COM	GR1	GR2	GR3	GR4	GR5	GR6	GR7	GR8	GR9	GR10	LEA
\$980	\$1049	\$1091	\$1134	\$1180	\$1227	\$1276	\$1327	\$1380	\$1435	\$1492	\$1764



1998-30 Occasional Table 30" x 30"

COM Yardage: 1.75 yards

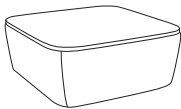
COM	GR1	GR2	GR3	GR4	GR5	GR6	GR7	GR8	GR9	GR10	LEA
\$1198	\$1282	\$1333	\$1386	\$1442	\$1500	\$1560	\$1622	\$1687	\$1754	\$1824	\$2156



1998-R Occasional Table 24"x42"

COM Yardage: 2.0 yards

COM	GR1	GR2	GR3	GR4	GR5	GR6	GR7	GR8	GR9	GR10	LEA
\$1449	\$1550	\$1612	\$1677	\$1744	\$1814	\$1886	\$1962	\$2040	\$2122	\$2207	\$2608



1998-42 Occasional Table 42" x 42"

COM Yardage: 2.5 yards

COM	GR1	GR2	GR3	GR4	GR5	GR6	GR7	GR8	GR9	GR10	LEA
\$1585	\$1696	\$1764	\$1834	\$1908	\$1984	\$2063	\$2146	\$2232	\$2321	\$2414	\$2853

OPTIONS

Add upcharge to list price and code to model number

FR	CA133 Fire Retardant - per yard	\$90/yd.
MB	Moisture Barrier - per ottoman	\$125
VCS	Vella Contrast Stitching	\$78
3MM/S	3MM PVC Edge for 20x17 Top	\$58

3MM/30	3MM PVC Edge for 30x30 Top	\$72
3MM/R	3MM PVC Edge for 24x42 Top	\$85
3MM/42	3MM PVC Edge for 42x42 Top	\$110



VENTURA METAL COLLECTION

Ventura Metal offers stylish upholstered guest seating and is an environmentally preferred product.



VENTURA METAL THREE-SEAT LOUNGE WITH DIVIDING ARMS AND OPTIONAL ARM CAPS



VENTURA METAL PATIENT BACK CHAIR WITH OPTIONAL ARM CAPS

ORDERING INFORMATION

To Order Please Specify:

- 1) Series Name
- 2) Model Number
- 3) Quantity
- 4) Arm Cap Selection / Finish
- 5) Frame Color / Finish
- 6) Fabric Grade & Number
- 7) Optional Items

VENTURA METAL GENERAL SPECIFICATIONS

Frame Construction

1"x2" rectangular steel tubing, fabricated and all welded with built-in wall saver design.

Back

Tongue & groove hardwood construction.
Webbing installed and high-resiliency foam bonded to wood frame.
Concealed back attachment to frame.

Seat

No-sag spring installed.
Helicoil springs attached to spring and high resiliency foam is bonded to wood frame.

Underseat

Steel welded frame, welded to legs and metal apron.
Tested for 750 lbs single seat, 1000 lbs bariatric.

Upholstery

High resiliency foam is being used.
Adjustable glides installed.

COLORS / FINISHES

Metal Finish Colors:

Standard powder coat colors available.

Wood Stain for optional wood arm caps:

All transparent wood stain colors available.

OPTIONS

- CODE: FR - CA133 Fire Retardant.
- CODE: MB - Moisture Barrier.
- CODE: 2FO/C - Two Fabric Option (per seat).
- CODE: VMAC2 - Arm Caps, Black Polyurethane.
- CODE: VMAC3 - Arm Caps, Charcoal Polyurethane.
- CODE: VMAC4 - Arm Caps, White Solid Surface (Coconut Oil by Wilsonart).
- CODE: VMAC5 - Arm Caps, Brown Solid Surface (Bronzite by Corian).
- CODE: VMAC6 - Arm Caps, Solid Wood.
- CODE: FM - Floor Mount.

Series Note:

For more Ventura models - see Benches and Occasional Tables.



BLACK
POLYURETHANE



CHARCOAL
POLYURETHANE




WHITE SOLID
SURFACE



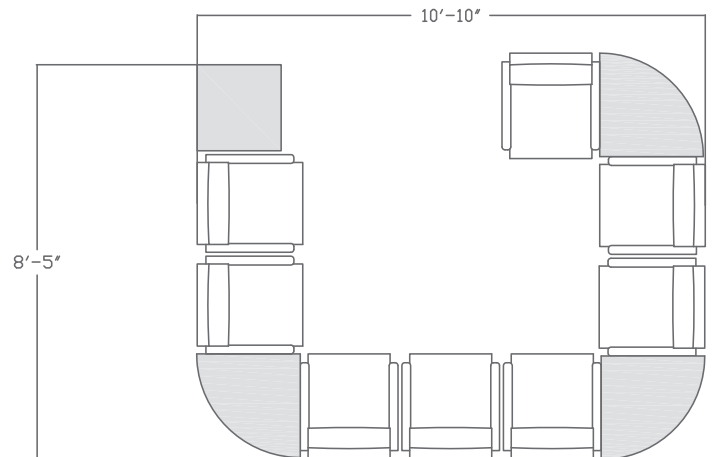
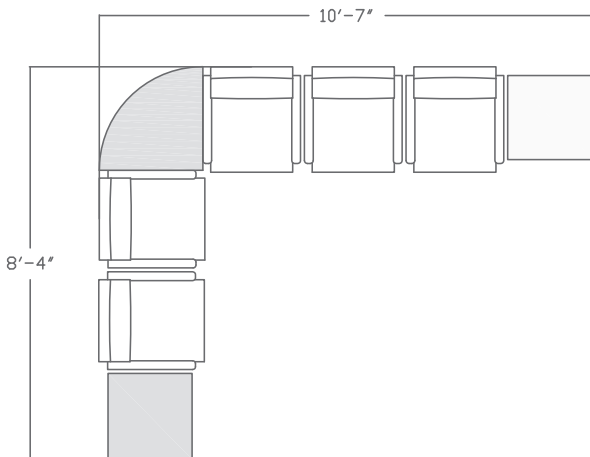
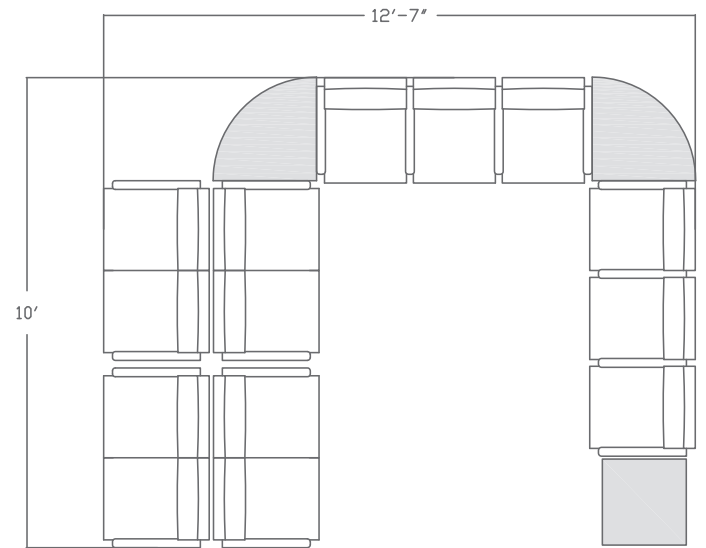
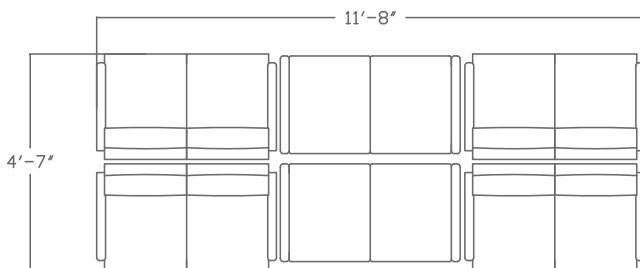
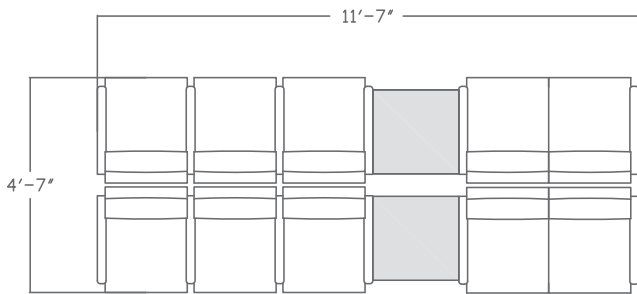
BROWN SOLID
SURFACE



WOOD ARM CAP
VMAC6



CONFIGURATIONS USING ONLINE TABLES AVAILABLE



CAD Design and Engineering services per your specifications are available to customers requesting this service.
Please provide exact room dimensions, desired configuration and seating requirements and fax your order to
ERG Customer Service: 1-805-981-9878 or call toll free: 1-800-446-1186

DIMENSIONS	Arm Chair	Patient Back Chair	Bariatric Chair
Seat Width:	21"	21"	30"
Seat Depth:	19"	19"	19"
Seat Height:	18"	18"	18"
Back Height:	35"	45"	35"
Overall Width:	25"	25"	35"
Overall Depth:	27"	27"	27"
Qty./Wt. per carton:	1 ea./55 lbs.	1 ea./65 lbs.	1 ea./85 lbs.



VENTURA METAL BARIATRIC
WITH OPTIONAL ARM CAPS

MODEL / DESCRIPTION / LIST PRICING



3103 Arm Chair

COM Yardage: 2.25 Yds. Seat 1 Yd / Back 1.25 Yds.

COM	GR1	GR2	GR3	GR4	GR5	GR6	GR7	GR8	GR9	GR10	LEA
\$1244	\$1331	\$1384	\$1439	\$1497	\$1557	\$1619	\$1684	\$1751	\$1821	\$1894	\$2239



3105 Patient Back Arm Chair

COM Yardage: 2.75 Yds. Seat 1 Yd / Back 1.75 Yds.

COM	GR1	GR2	GR3	GR4	GR5	GR6	GR7	GR8	GR9	GR10	LEA
\$1439	\$1540	\$1602	\$1666	\$1732	\$1802	\$1874	\$1949	\$2027	\$2108	\$2192	\$2591



3104 Bariatric Arm Chair

COM Yardage: 2.25 Yds. Seat 1 Yd. / Back 1.25 Yds.

COM	GR1	GR2	GR3	GR4	GR5	GR6	GR7	GR8	GR9	GR10	LEA
\$1508	\$1614	\$1678	\$1745	\$1815	\$1888	\$1963	\$2042	\$2123	\$2208	\$2297	\$2714

OPTIONS

Add upcharge to list price and code to model number

FR	CA133 Fire Retardant per yard	\$90/yd
MB	Moisture Barrier on seat	\$125
2FO/C	2 Fabric Option	\$49 per seat
VMAC2	Polyurethane Arm Caps - Black	\$48 each
VMAC3	Polyurethane Arm Caps - Charcoal	\$48 each

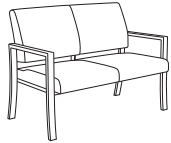
VMAC4	Solid Surface Arm Caps - White	\$108 each
VMAC5	Solid Surface Arm Caps - Brown	\$108 each
VMAC6	Solid Wood Arm Caps	\$80 each
FM	Floor Mount	\$98

DIMENSIONS	Two Seat Lounge	Two Seat Center Arm	Three Seat Lounge	Three Seat Center Arms
Seat Width:	42"	21" (2)	63"	21" (3)
Seat Depth:	19"	19"	19"	19"
Seat Height:	18"	18"	18"	18"
Back Height:	35"	35"	35"	35"
Overall Width:	46"	48"	67"	71"
Overall Depth:	27"	27"	27"	27"
Qty./Wt. per carton:	1 ea./100 lbs.	1 ea./110 lbs.	1 ea./150 lbs.	1 ea./150 lbs.



VENTURA METAL TWO-SEAT LOUNGE
WITH DIVIDING ARM AND OPTIONAL ARM CAPS

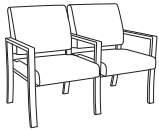
MODEL / DESCRIPTION / LIST PRICING



3106 2-Seat Lounge COM Yardage: 3.5 Yds.

COM	GR1	GR2	GR3	GR4	GR5	GR6	GR7	GR8	GR9	GR10	LEA
\$2203	\$2357	\$2451	\$2549	\$2651	\$2757	\$2867	\$2982	\$3101	\$3225	\$3354	\$3965

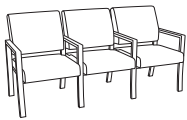
COM Yardage (Optional two fabrics): Backs: 1.5 Yds / Seats: 1.5 Yds



3108 2-Seat Lounge w/Dividing Arms COM Yardage: 3.5 Yds.

COM	GR1	GR2	GR3	GR4	GR5	GR6	GR7	GR8	GR9	GR10	LEA
\$2300	\$2461	\$2559	\$2662	\$2768	\$2879	\$2994	\$3114	\$3238	\$3368	\$3502	\$4140

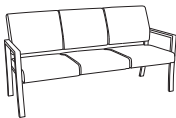
COM Yardage (Optional two fabrics): Backs: 2 Yds / Seats: 1.5 Yds



3110 3-Seat Lounge w/Dividing Arms COM Yardage: 5.5 Yds.

COM	GR1	GR2	GR3	GR4	GR5	GR6	GR7	GR8	GR9	GR10	LEA
\$3482	\$3726	\$3875	\$4030	\$4191	\$4359	\$4533	\$4715	\$4903	\$5100	\$5303	\$6268

COM Yardage (Optional two fabrics): Backs: 2.75 Yds / Seats: 2.5 Yds



3111 3-Seat Lounge COM Yardage: 5.5 Yds.

COM	GR1	GR2	GR3	GR4	GR5	GR6	GR7	GR8	GR9	GR10	LEA
\$3319	\$3551	\$3693	\$3841	\$3994	\$4154	\$4320	\$4493	\$4673	\$4860	\$5054	\$5973

COM Yardage (Optional two fabrics): Backs: 2.75 Yds / Seats: 2.5 Yds

OPTIONS

Add upcharge to list price and code to model number

FR	CA133 Fire Retardant per yard	\$90/yd
MB	Moisture Barrier on seat	\$125
VMAC2	Polyurethane Arm Caps - Black	\$48 each
VMAC3	Polyurethane Arm Caps - Charcoal	\$48 each
VMAC4	Solid Surface Arm Caps - White	\$108 each

VMAC5	Solid Surface Arm Caps - Brown	\$108 each
VMAC6	Solid Wood Arm Caps	\$80 each
FM	Floor Mount	\$98 per unit
2FO/C	2 Fabric Option	\$49 per seat



MIDDLE ON-LINE TABLE




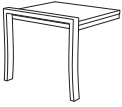

QUARTER ROUND ON-LINE TABLE



END (L or R) ON-LINE TABLE

MODEL / DESCRIPTION / LIST PRICING

VENTURA METAL OCCASIONAL TABLES

	Model Number	Model Description	Table Top Size	Table Height	Table Top Shape	Shipping Weight	LAMINATE EDGE 2B OR 3A	WOOD VENEER EDGE 8G
	3128	Occasional	21.5" x 20" x 15.5"	15.5"	square	15 lbs	\$617	\$759
	3130R	Occasional	24.5" x 23" x 15.5"	15.5"	square	30 lbs	\$828	\$958
	3132L	Occasional (Right/Left - When seated)	24.5" x 23" x 15.5"	15.5"	square	30 lbs	\$828	\$958
	3134	Occasional	26.5" x 26.5" x 15.5"	15.5"	quarter round	30 lbs	\$887	\$1032

VENTURA METAL OCCASIONAL TABLE

Ventura Metal Tables are topped with laminate, wood veneer or a solid surface on stylish steel frame which coordinates with our Ventura Metal Seating.



MIDDLE ON-LINE TABLE



QUARTER ROUND ON-LINE TABLE




END (L or R) ON-LINE TABLE


ORDERING INFORMATION

To Order Please Specify:

- 1) Series Name
- 2) Model Number
- 3) Quantity
- 4) Select Table Top Material
- 5) Select Table Top Option (Flush or Lowered)
- 6) Edge Style Selection and Color



FLUSH TOP - FT



LOWERED TOP - LT

VENTURA METAL SPECIFICATIONS

Table Tops

Laminate or solid surface table tops are .75" overall thickness finished with high pressure laminate. Acrylic table tops are 1" overall thickness. ERG offers over 1000 standard laminate choices from Nevamar, Wilsonart, Formica and Pionite. Wood veneer may be stained in transparent wood stain colors. Solid Surface top tables quoted upon request.

Frame






Metal table legs are made of 14 gauge 1" x 2" steel tubing. Table frames are sandblasted and finished in your choice of standard powder coat colors.

Glides

Metal self leveling glides are factory installed.

MODEL / DESCRIPTION / LIST PRICING

VENTURA METAL OCCASIONAL TABLES

	Model Number	Model Description	Table Top Size	Table Height	Table Top Shape	Shipping Weight	LAMINATE EDGE 2B OR 3A	WOOD VENEER EDGE 8G
	VM2122	Occasional	21.5" x 22"	18"	square	55 lbs	\$1002	\$1163
	VM2142	Occasional	21.5" x 42"	18"	rectangular	70 lbs	\$1380	\$1628
	VM2160	Occasional	21.5" x 60"	18"	rectangular	75 lbs	\$1526	\$1737
	VMO2120	Occasional	21.5" x 20"	15.5"	square	15 lbs	\$617	\$759
	VM2423R	Occasional	24.5" x 23"	15.5"	square	30 lbs	\$828	\$958
	VM2423L	Occasional (Right/Left - When seated)	24.5" x 23"	15.5"	square	30 lbs	\$828	\$958
	VM26Q	Occasional	26.5" x 26.5"	15.5"	quarter round	30 lbs	\$887	\$1032

OPTIONS

Add upcharge to list price and code to model number

FT	Flush Table Top	NC	LT	Lowered Table Top	NC
----	-----------------	----	----	-------------------	----

VENTURA METAL BENCH
STEEL FRAME UPHOLSTERED SEAT/TABLE
SPECIFICATIONS

VENTURA METAL BENCH

The Ventura Metal Bench features two and three seat benches on substantial metal frames. Optional On-Line Tables can replace upholstered seat unit. Bench seating with your choice of fabric, laminate and metal frame color. Ideal for high use waiting areas.



2 SEAT BENCH



3 SEAT BENCH WITH OPTIONAL ARM CAPS

ORDERING INFORMATION

To Order Please Specify:

- | | |
|-------------------------------|--------------------------|
| 1) Series Name | 5) Frame Color / Finish |
| 2) Model Number | 6) Fabric Grade & Number |
| 3) Quantity | 7) Optional Items |
| 4) Arm Cap Selection / Finish | |

VENTURA METAL GENERAL SPECIFICATIONS

Frame Construction

Frame is constructed of 1" x 2" rectangular tube steel, braze welded for extra strength – **tested for 750 lbs per single seat.** Built in wall saver design. No-sag springs are installed in seat along with interlocking helicoil springs to prevent sagging and provide support. Back is supported with ultraflex spring webbing.

Upholstery

Ventura Metal Bench has fully upholstered seats. Seat cushions are 2" graded high resiliency (H.R.) block foam, covered entirely with special bonded polyester fiber to protect final upholstery. ERG uses only water based glues and adhesives in our upholstery process. Seat is covered in choice of fabric, vinyl, crypton, leather or COM.

Arm Caps

Standard with rectangular tube metal Arms. Solid Wood, Polyurethane and Solid Surface Arm Caps optional.

Table Tops

Table tops are laminated on all sides with your choice of over 1000 standard laminates.

Glides

Metal self leveling glides are installed on all benches.

COLORS / FINISHES

Metal Finish Colors:

Standard powder coat colors available.

Wood Stain for optional wood arm caps:

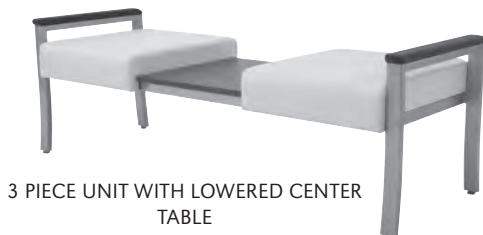
All transparent wood stain colors available.

OPTIONS

- CODE: FR - CA133 Fire Retardant.
- CODE: MB - Moisture Barrier.
- CODE: FRU - Field Recoverable Upholstery.
- CODE: VMAC2 - Arm Caps, Black Polyurethane.
- CODE: VMAC3 - Arm Caps, Charcoal Polyurethane.
- CODE: VMAC4 - Arm Caps, White Solid Surface (Coconut Oil – Gibraltar).
- CODE: VMAC5 - Arm Caps, Brown Solid Surface (Bronzite - Corian).
- CODE: VMAC6 - Arm Caps, Solid Wood.
- CODE: FM - Floor Mount.



3 PIECE UNIT WITH FLUSH CENTER TABLE AND OPTIONAL ARM CAPS



3 PIECE UNIT WITH LOWERED CENTER TABLE



WHITE SOLID SURFACE ARM CAP
– VMAC4



BLACK POLYURETHANE ARM CAP
– VMAC2



BROWN SOLID SURFACE ARM CAP
– VMAC5



CHARCOAL POLYURETHANE ARM CAP – VMAC3



WOOD ARM CAP – VMAC6

DIMENSIONS	Two Seat	Three Seat	3118 Table	3120 Table
Overall Width:	46"	66"	20.5"	24"
Overall Depth:	25"	25"	21.5"	21.5"
Seat Height:	18"	18"	-	-
Arm Height:	21"	21"	-	-
Qty./Wt.:	1 ea./110 lbs.	1 ea./150 lbs.	1 ea./140 lbs.	1 ea./150 lbs.



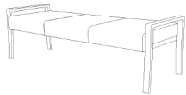
3 SEAT BENCH WITH OPTIONAL ARM CAPS
(Optional arm caps can be found on opposite page)

MODEL / DESCRIPTION / LIST PRICING



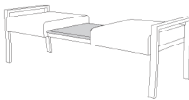
3114 Metal Two Seat Bench COM Yardage: 2 Yds.

COM	GR1	GR2	GR3	GR4	GR5	GR6	GR7	GR8	GR9	GR10	LEA
\$1961	\$2098	\$2182	\$2269	\$2360	\$2454	\$2552	\$2654	\$2760	\$2872	\$2986	\$3530



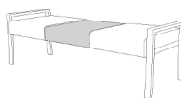
3116 Metal Three Seat Bench COM Yardage: 3 Yds.

COM	GR1	GR2	GR3	GR4	GR5	GR6	GR7	GR8	GR9	GR10	LEA
\$2763	\$2957	\$3075	\$3198	\$3326	\$3459	\$3597	\$3741	\$3890	\$4047	\$4209	\$4974



3118 Metal 3-Piece Unit w/Lowered Center Table COM Yardage: 2 Yds.

COM	GR1	GR2	GR3	GR4	GR5	GR6	GR7	GR8	GR9	GR10	LEA
\$2562	\$2742	\$2851	\$2965	\$3084	\$3207	\$3335	\$3469	\$3607	\$3752	\$3902	\$4611



3120 Metal 3-Piece Unit w/Flush Center Table COM Yardage: 2 Yds.

COM	GR1	GR2	GR3	GR4	GR5	GR6	GR7	GR8	GR9	GR10	LEA
\$2807	\$3002	\$3123	\$3248	\$3378	\$3513	\$3653	\$3800	\$3952	\$4110	\$4275	\$5052

OPTIONS

Add upcharge to list price and code to model number

FR	CA133 Fire Retardant per yard	\$90/yd
MB	Moisture Barrier per seat	\$125
VMAC2	Polyurethane Arm Caps - Black	\$58 each
VMAC3	Polyurethane Arm Caps - Charcoal	\$58 each

VMAC4	Solid Surface Arm Caps - White	\$108 each
VMAC5	Solid Surface Arm Caps - Brown	\$108 each
VMAC6	Solid Wood Arm Caps	\$80 each
FM	Floor Mount - per unit	\$98



VENTURA WOOD COLLECTION

Ventura Wood offers stylish upholstered guest seating and is an environmentally preferred product



VENTURA ARM CHAIR
FEATURING WALL SAVER DESIGN



VENTURA THREE-SEAT LOUNGE WITH DIVIDING ARMS

ORDERING INFORMATION

To Order Please Specify:

- 1) Series Name
- 2) Model Number
- 3) Quantity
- 4) Wood Stain Finish Color
- 5) Polyurethane Arm Cap Black or Charcoal
- 6) Fabric Grade & Number
- 7) Optional Items

VENTURA WOOD GENERAL SPECIFICATIONS

Frame Construction

All hardwood with built-in wall saver design.

Back

Tongue & groove hardwood construction. Webbing installed and high-resiliency foam bonded to wood frame. Concealed back attachment to frame.

Seat

No-sag spring installed. Helicoil springs attached to springs and high resiliency foam is bonded to wood frame.

Underseat

Steel welded frame with machine screwed attached to wood frame.
Tested for 750 lbs single seat, 1000 lbs bariatric.

Upholstery

High resiliency foam is being used.
Adjustable glides optional.

COLORS / FINISHES

Wood Stain Finish Colors:

All transparent wood stain colors available.

OPTIONS

- CODE: FR - CA133 Fire Retardant.
- CODE: MB - Moisture Barrier.
- CODE: 2FO/C - Two Fabric Option (per seat).
- CODE: VWAC2 - Black Poly Arm Cap.
- CODE: VWAC3 - Charcoal Poly Arm Cap.
- CODE: VWAC6 - Wood Arm Cap.
- CODE: AG - Adjustable Glides (set of 4)
- CODE: UPA - Fully Upholstered Panel Arms

Series Note:

For more Ventura models - see Benches and Occasional Tables.

Standard Polyurethane Arm Caps



BLACK POLY ARM CAP – VWAC2



CHARCOAL POLY ARM CAP – VWAC3

Optional Wood Arm Caps



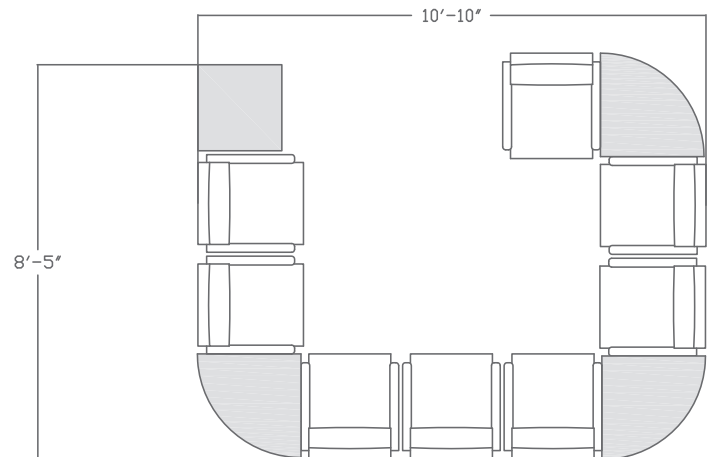
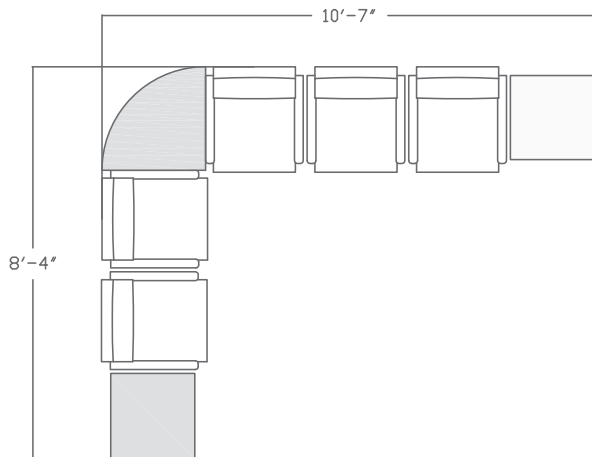
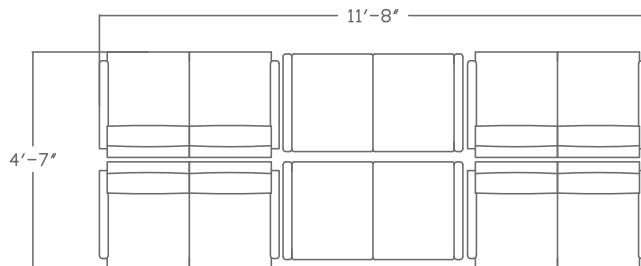
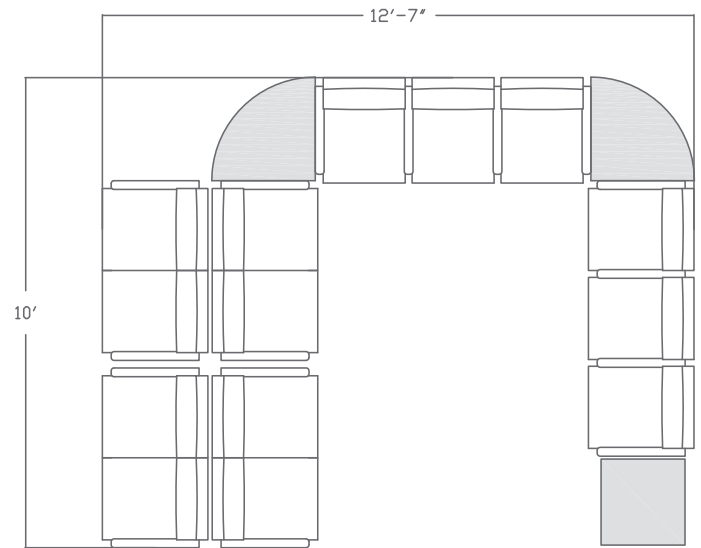
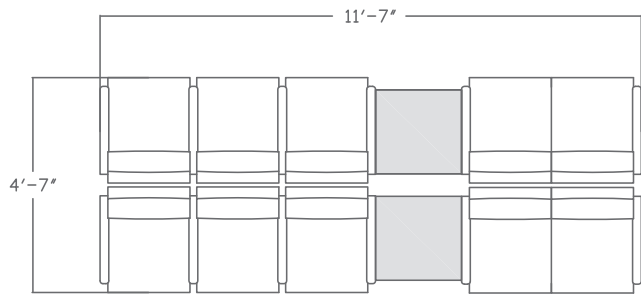
WOOD ARM CAP / STD FINISHES – VWAC6

Upholstered Panel Arms





CONFIGURATIONS USING ONLINE TABLES AVAILABLE



CAD Design and Engineering services per your specifications are available to customers requesting this service.

Please provide exact room dimensions, desired configuration and seating requirements and fax your order to

ERG Customer Service: 1-805-981-9878 or call toll free: 1-800-446-1186

DIMENSIONS	Arm Chair	Bariatric Chair	Patient Back Chair
Seat Width:	21"	30"	21"
Seat Depth:	19"	19"	19"
Seat Height:	17.5"	17.5"	17.5"
Back Height:	35"	35"	45"
Arm Height:	25.5"	25.5"	25.5"
Overall Width:	26"	35"	26"
Overall Depth:	25"	25"	25"
Qty./Wt. per carton:	1 ea./36 lbs.	1 ea./47 lbs.	1 ea./53 lbs.



VENTURA BARIATRIC WITH
OPTIONAL ARM CAPS

MODEL / DESCRIPTION / LIST PRICING



3021 Wood Arm Chair

COM Yardage: 2.25 Yds. Seat 1 Yd. / Back 1.25 Yds.

COM	GR1	GR2	GR3	GR4	GR5	GR6	GR7	GR8	GR9	GR10	LEA
\$948	\$1014	\$1055	\$1097	\$1141	\$1186	\$1234	\$1283	\$1335	\$1388	\$1444	\$1706



3024 Wood Patient Back Arm Chair

COM Yardage: 2.75 Yds. Seat 1 Yd. / Back 1.75 Yds.

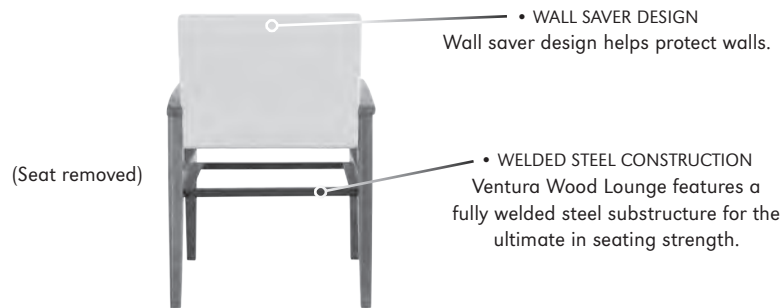
COM	GR1	GR2	GR3	GR4	GR5	GR6	GR7	GR8	GR9	GR10	LEA
\$1090	\$1166	\$1213	\$1261	\$1312	\$1364	\$1419	\$1475	\$1535	\$1596	\$1660	\$1962



3021BAR Wood Bariatric

COM Yardage: 2.25 Yds. Seat 1 Yd. / Back 1.25 Yds.

COM	GR1	GR2	GR3	GR4	GR5	GR6	GR7	GR8	GR9	GR10	LEA
\$1367	\$1463	\$1521	\$1582	\$1646	\$1711	\$1780	\$1851	\$1925	\$2002	\$2082	\$2461



OPTIONS

Add upcharge to list price and code to model number

AG	Adjustable Glide (set of 4)	\$38
FR	CA133 Fire Retardant per yard	\$90/yd
MB	Moisture Barrier on seat	\$125
2FO/C	2 Fabric Option	\$49 per seat

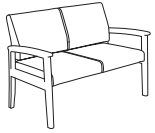
VWAC2	Polyurethane Arm Caps - Black	-
VWAC3	Polyurethane Arm Caps - Charcoal	-
VWAC6	Solid Wood Arm Caps	\$80 each
UPA	Fully Upholstered Panel Arms	\$445

DIMENSIONS	Two Seat Lounge	Two Seat Center Arm	Three Seat Lounge
Seat Width:	21"	21"	21"
Seat Depth:	19"	19"	19"
Seat Height:	17.5"	17.5"	17.5"
Back Height:	35"	35"	35"
Arm Height:	25.5"	25.5"	25.5"
Overall Width:	46"	48"	70.5"
Overall Depth:	28"	28"	28"
Qty./Wt. per carton:	1 ea./60 lbs.	1 ea./62 lbs.	1 ea./93 lbs.



VENTURA TWO-SEAT LOUNGE

MODEL / DESCRIPTION / LIST PRICING

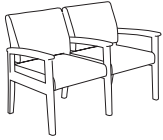


3022 Wood Two-Seat Lounge

COM Yardage: 3.5 Yds. Seat 1.5 Yds. / Back 2 Yds.

COM	GR1	GR2	GR3	GR4	GR5	GR6	GR7	GR8	GR9	GR10	LEA
\$1736	\$1858	\$1932	\$2009	\$2090	\$2173	\$2260	\$2351	\$2445	\$2543	\$2644	\$3125

COM Yardage (Optional two fabrics): Back: 2 Yds / Seat: 1.5 Yds

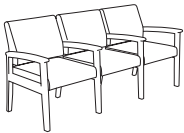


3023 Wood Two-Seat Lounge with Dividing Arm

COM Yardage: 5 Yds.

COM	GR1	GR2	GR3	GR4	GR5	GR6	GR7	GR8	GR9	GR10	LEA
\$1851	\$1981	\$2060	\$2142	\$2228	\$2317	\$2410	\$2506	\$2606	\$2710	\$2819	\$3332

COM Yardage (Optional two fabrics): Back: 2 Yds / Seat: 1.5 Yds

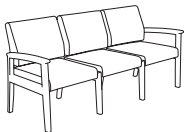


3025 Wood Three-Seat Lounge with Dividing Arms

COM Yardage: 5.5 Yds. Seat 2.5 Yds. / Back 3 Yds.

COM	GR1	GR2	GR3	GR4	GR5	GR6	GR7	GR8	GR9	GR10	LEA
\$2719	\$2909	\$3026	\$3147	\$3273	\$3404	\$3540	\$3681	\$3829	\$3982	\$4141	\$4894

COM Yardage (Optional two fabrics): Back: 2.75 Yds / Seat: 2.5 Yds



3026 Wood Three-Seat Lounge

COM Yardage: 5.5 Yds.

COM	GR1	GR2	GR3	GR4	GR5	GR6	GR7	GR8	GR9	GR10	LEA
\$3156	\$3377	\$3512	\$3652	\$3798	\$3950	\$4108	\$4273	\$4444	\$4621	\$4806	\$5681

COM Yardage (Optional two fabrics): Back: 2.75 Yds / Seat: 2.5 Yds

OPTIONS

Add upcharge to list price and code to model number

AG	Adjustable Glide (set of 4)	\$38
FR	CA133 Fire Retardant per yard	\$90/yd
MB	Moisture Barrier on seat	\$125
2FO/C	2 Fabric Option	\$49 per seat

VWAC2	Polyurethane Arm Caps - Black	N/C
VWAC3	Polyurethane Arm Caps - Charcoal	N/C
VWAC6	Wood Arm Caps	\$80 each
UPA	Fully Upholstered Panel Arms	\$445



MIDDLE ON-LINE TABLE




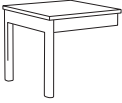

END (L or R) ON-LINE TABLE



QUARTER ROUND ON-LINE TABLE

MODEL / DESCRIPTION / LIST PRICING

VENTURA WOOD OCCASIONAL TABLES

	Model Number	Model Description	Table Top Size	Table Height	Table Top Shape	Shipping Weight	LAMINATE EDGE 2B OR 3A	WOOD VENEER EDGE 8G
	3050	Occasional	21.5" x 20"	15.5"	square	15 lbs	\$685	\$820
	3048R	Occasional	20" x 20"	15.5"	square	30 lbs	\$898	\$1040
	3047L	Occasional	20" x 20"	15.5"	square	30 lbs	\$898	\$1040
		(Right/Left - When seated)						
	3049	Occasional	26.5" x 26.5"	15.5"	quarter round	25 lbs	\$987	\$1147



VENTURA WOOD OCCASIONAL TABLE

Ventura wood offers your choice of laminate or wood table tops built on a Maple base. Ventura Wood design coordinates with the Ventura Wood Seating.



END TABLE



COFFEE TABLE 42" or 60"



QUARTER ROUND ON-LINE TABLE

ORDERING INFORMATION

To Order Please Specify:

- 1) Series Name
- 2) Model Number
- 3) Quantity
- 4) Select Table Top Material
- 5) Edge Style Selection and Color
- 6) Wood Finish for Frame and Legs



MIDDLE ON-LINE TABLE



END (L or R) ON-LINE TABLE

VENTURA WOOD GENERAL SPECIFICATIONS

Table Tops

Laminate or solid surface table tops are .75" overall thickness finished with high pressure laminate. Acrylic table tops are 1" overall thickness. ERG offers over 1000 standard laminate choices from Nevamar, Wilsonart, Formica and Pionite. Wood veneer may be stained in transparent wood stain colors. Solid Surface top tables quoted upon request.

Frame

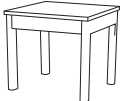
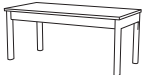

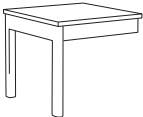

Frame and Legs are constructed of Maple, available in standard transparent wood stain colors.

Glides

Metal self leveling glides are factory installed.

MODEL / DESCRIPTION / LIST PRICING

VENTURA WOOD OCCASIONAL TABLES

	Model Number	Model Description	Table Top Size	Table Height	Table Top Shape	Shipping Weight	LAMINATE EDGE 2B OR 3A	WOOD VENEER EDGE 8G
	VW20S	Occasional	20" x 20"	18"	square	50 lbs	\$966	\$1119
	VW2042	Occasional	20" x 42"	18"	rectangular	70 lbs	\$1334	\$1507
	VW2060	Occasional	20" x 60"	18"	rectangular	75 lbs	\$1477	\$1638
	VW02120	Occasional	21.5" x 20"	15.5"	square	15 lbs	\$685	\$820
	VW20SR	Occasional	20" x 20"	15.5"	square	30 lbs	\$898	\$1040
	VW20SL	Occasional	20" x 20"	15.5"	square	30 lbs	\$898	\$1040
		(Right/Left - When seated)						
	VW26Q	Occasional	26.5" x 26.5"	15.5"	quarter round	25 lbs	\$987	\$1147

VENTURA WOOD BENCH
WOOD FRAME UPHOLSTERED SEAT/TABLE
SPECIFICATIONS

VENTURA WOOD BENCH

The Ventura Wood Bench features two and three seat benches on substantial wood frames. Optional On-Line Tables can replace upholstered seat unit. Bench seating with your choice of fabric, laminate and wood finish. Ideal for high use waiting areas.



2 SEAT BENCH



3 SEAT BENCH WITH OPTIONAL ARM CAPS

ORDERING INFORMATION

To Order Please Specify:

- | | |
|----------------------------|--------------------------|
| 1) Series Name | 5) Poly Arm Cap Color |
| 2) Model Number | 6) Fabric Grade & Number |
| 3) Quantity | 7) Table Finish |
| 4) Wood Stain Finish Color | 8) Optional Items |

VENTURA WOOD GENERAL SPECIFICATIONS

Frame Construction

The wood frame is constructed of solid Beech, re-enforced with welded steel frame seating supports. Built in wall saver design. No sag-springs are installed in seat along with interlocking helicoil springs to prevent sagging and provide support.

Upholstery

Ventura Wood Bench has fully upholstered seats. Seat cushions are 2" graded high resiliency (H.R.) block foam, covered entirely with special bonded polyester fiber to protect final upholstery. ERG uses only water based glues and adhesives in our upholstery process. Seat is covered in choice of fabric, vinyl, crypton, leather or COM.

Arm Caps

Standard with Polyurethane Arm Caps available in black or charcoal. Stain matched solid Wood Arm Caps are optional.

Table Tops

Table tops are laminated on all sides with your choice of over 1000 standard laminates. Wood Veneer, Solid Surface and Acrylic also available.

Glides

All frames come with factory installed self leveling steel glides.

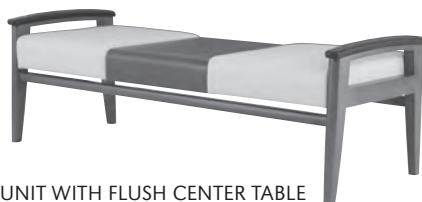
COLORS / FINISHES

Wood Stain Finish Colors:


All transparent wood stain colors available.

OPTIONS

- CODE: FR - CA133 Fire Retardant.
- CODE: MB - Moisture Barrier.
- CODE: 2FO - Two Fabric Option
- CODE: VWAC2 - Black Poly Arm Cap.
- CODE: VWAC3 - Charcoal Poly Arm Cap.
- CODE: VWAC6 - Wood Arm Caps.



3 PIECE UNIT WITH FLUSH CENTER TABLE



3 PIECE UNIT WITH LOWERED CENTER TABLE



BLACK POLY ARM CAP - **VWAC2**



CHARCOAL POLY ARM CAP - **VWAC3**



OPTIONAL WOOD ARM CAP - **VWAC6**

DIMENSIONS	Two Seat	Three Seat	3106 Table	3108 Table
Overall Width:	45"	66"	20.5"	20.5"
Overall Depth:	25"	25"	21.5"	24"
Seat Height:	18"	18"	-	-
Arm Height:	22"	22"	-	-
Qty./Wt.:	1 ea./45 lbs.	1 ea./65 lbs.	call	call



3 SEAT BENCH WITH OPTIONAL POLYURETHANE ARM CAPS

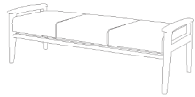
MODEL / DESCRIPTION / LIST PRICING



3040 Wood Two Seat Bench

COM Yardage: 2 Yds.

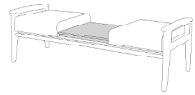
COM	GR1	GR2	GR3	GR4	GR5	GR6	GR7	GR8	GR9	GR10	LEA
\$2103	\$2251	\$2341	\$2435	\$2532	\$2633	\$2739	\$2848	\$2962	\$3081	\$3203	\$3786



3041 Wood Three Seat Bench

COM Yardage: 3 Yds.

COM	GR1	GR2	GR3	GR4	GR5	GR6	GR7	GR8	GR9	GR10	LEA
\$2951	\$3158	\$3285	\$3415	\$3552	\$3695	\$3842	\$3996	\$4156	\$4322	\$4495	\$5313

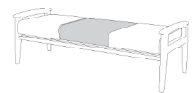


3042 Wood 3-Piece Unit w/Lowered Center Table

COM Yardage: 2 Yds.

COM	GR1	GR2	GR3	GR4	GR5	GR6	GR7	GR8	GR9	GR10	LEA
\$2741	\$2932	\$3050	\$3171	\$3298	\$3431	\$3568	\$3710	\$3858	\$4013	\$4174	\$4933

*For all other table surfaces call for price quote.




3043 Wood 3-Piece Unit w/Flush Center Table

COM Yardage: 2 Yds.

COM	GR1	GR2	GR3	GR4	GR5	GR6	GR7	GR8	GR9	GR10	LEA
\$2993	\$3203	\$3331	\$3465	\$3603	\$3747	\$3898	\$4053	\$4215	\$4384	\$4559	\$5389

*For all other table surfaces call for price quote.



WELDED STEEL CONSTRUCTION
Ventura Wood Lounge features a fully welded steel substructure for the ultimate in seating strength.

OPTIONS

Add upcharge to list price and code to model number

FR	CA133 Fire Retardant per yard	\$90/yd
MB	Moisture Barrier per seat	\$125
2FO	Two Fabric option	\$98

VWAC2	Polyurethane Arm Caps - Black	-
VWAC3	Polyurethane Arm Caps - Charcoal	-
VWAC6	Wood Arm Caps in matching stain	\$80 each

VERONA SERIES

The Verona Banquette is the perfect choice for your perimeter seating or dining needs. Seats and backs can be upholstered with matching fabrics, or choose an optional two tone or vinyl and fabric combination to match any color scheme. Frame can be finished in your choice of laminate or optional wood veneer.



VERONA BANQUETTE



BACK TO BACK VERONA WITH
CLEAN OUT OPTION

ORDERING INFORMATION

- | | |
|----------------------------|---------------------------|
| 1) Series Name | 5) Contrasting Fabrics |
| 2) Model Number | 6) Laminate Selection |
| 3) Quantity | 7) Veneer Species & Stain |
| 4) Fabric Grade and Number | 8) Optional Items |

VERONA GENERAL SPECIFICATIONS

Upholstery

Seat and back are covered in choice of fabric, vinyl, crypton, leather or COM. ERG uses only water based glues and adhesives in our upholstery process.

Frame Construction

The Verona frame is made of multi-ply hardwood and finished with your choice of laminates or optional wood veneer. All foam is fully bonded to frame. Seat cushions are 3" graded high resiliency (H.R.) block foam with back 2" (H.R.) foam, covered entirely with special bonded polyester fiber to protect final upholstery. Cushions are supported by no-sag springs. The Verona back cushion is removable and the seat frame is constructed of multi-ply hardwood and is removable. The recessed base is available in your choice of laminates.

Anchoring

Verona dining benches are easy to anchor to the floor. Hardware for securing the unit to the floor is not included

Note:

Please allow extra fabric for repeat design.


COLORS / FINISHES

Contrasting Fabric:

Contrasting fabrics are available, see options for pricing.

OPTIONS

- CODE: FR - CA133 Fire Retardant.
- CODE: MB -Moisture Barrier (up to 60" overall width).
- CODE: MB60 -Moisture Barrier (over 60" overall width).
- CODE: MBB -Moisture Barrier (up to 60" overall width Back-to-Back).
- CODE: MBB60 -Moisture Barrier (over 60" overall width Back-to-Back).
- CODE: 2FO - Two Fabric Option.
- CODE: USS - Underseat storage for 48" and 60".
- CODE: MTL - Metal Legs: - select color from standard finishes.
- CODE: CO - Clean Out (overall width up to 50")
- CODE: CO1 - Clean Out (overall width over 50")




CUSTOM CURVED VERONA




METAL LEG OPTION

DIMENSIONS	48" Wide Banquette	60" Wide Banquette	72" Wide Banquette
Seat Depth:	20"	20"	20"
Seat Height:	18"	18"	18"
Overall Width:	48"	60"	72"
Overall Depth:	27"	27"	27"
Overall Height:	36"	36"	36"
Qty./Wt.:	1 ea. 110 lbs	1 ea. 165 lbs	1 ea. 210 lbs



VERONA

MODEL / DESCRIPTION / LIST PRICING



650 48" Wide Banquette - Laminate Frame COM Yardage: Total: 4 Yds. / Back: 2 Yds. / Seat: 2 Yds.

COM	GR1	GR2	GR3	GR4	GR5	GR6	GR7	GR8	GR9	GR10	LEA
\$2980	\$3189	\$3316	\$3449	\$3587	\$3730	\$3880	\$4035	\$4196	\$4364	\$4538	\$5364

For unfinished back laminate frame deduct \$200

651 48" Wide Banquette - Wood Veneer Frame COM Yardage: Total: 4 Yds. / Back: 2 Yds. / Seat: 2 Yds.

COM	GR1	GR2	GR3	GR4	GR5	GR6	GR7	GR8	GR9	GR10	LEA
\$4171	\$4463	\$4642	\$4828	\$5021	\$5222	\$5430	\$5648	\$5874	\$6109	\$6353	\$7509

For unfinished back veneer frame deduct \$400

652 60" Wide Banquette - Laminate Frame COM Yardage: Total: 5 Yds. / Back: 2.5 Yds. / Seat: 2.5 Yds.

COM	GR1	GR2	GR3	GR4	GR5	GR6	GR7	GR8	GR9	GR10	LEA
\$4400	\$4708	\$4896	\$5092	\$5295	\$5507	\$5728	\$5957	\$6195	\$6443	\$6700	\$7919

For unfinished back laminate frame deduct \$225

653 60" Wide Banquette - Wood Veneer Frame COM Yardage: Total: 5 Yds. / Back: 2.5 Yds. / Seat: 2.5 Yds.

COM	GR1	GR2	GR3	GR4	GR5	GR6	GR7	GR8	GR9	GR10	LEA
\$6160	\$6591	\$6855	\$7129	\$7414	\$7711	\$8019	\$8340	\$8674	\$9020	\$9381	\$11088

For unfinished back veneer frame deduct \$450

654 72" Wide Banquette - Laminate Frame COM Yardage: Total: 6 Yds. / Back: 3 Yds. / Seat: 3 Yds.

COM	GR1	GR2	GR3	GR4	GR5	GR6	GR7	GR8	GR9	GR10	LEA
\$5961	\$6379	\$6634	\$6899	\$7175	\$7462	\$7760	\$8071	\$8394	\$8729	\$9079	\$10730

For unfinished back laminate frame deduct \$250

655 72" Wide Banquette - Wood Veneer Frame COM Yardage: Total: 6 Yds. / Back: 3 Yds. / Seat: 3 Yds.

COM	GR1	GR2	GR3	GR4	GR5	GR6	GR7	GR8	GR9	GR10	LEA
\$8343	\$8927	\$9284	\$9655	\$10042	\$10443	\$10861	\$11295	\$11747	\$12217	\$12706	\$15017

For unfinished back veneer frame deduct \$500


OPTIONS

Add upcharge to list price and code to model number

FR	CA133 Fire Retardant per yard	\$90/yd.
MB	Moisture Barrier - up to 60" width	\$125 each
MB60	Moisture Barrier - over 60" width	\$200 each
2FO	Two Fabric Option	\$98

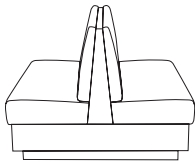
USS	Under Seat Fully Lined Storage - for 48" and 60"	\$450
MTL	Metal Legs - per unit	subtract \$50
CO	Clean Out (overall width up to 50")	\$250
CO1	Clean Out (overall width over 50")	\$385

DIMENSIONS	48" Wide Banquette	60" Wide Banquette	72" Wide Banquette
Seat Depth:	20"	20"	20"
Seat Height:	18"	18"	18"
Overall Width:	48"	60"	72"
Overall Depth:	52"	52"	52"
Overall Height:	36"	36"	36"
Qty./Wt.:	1 ea./150 lbs.	1 ea./200 lbs.	1 ea./245 lbs.



BACK TO BACK VERONA
WITH CLEAN OUT OPTION

MODEL / DESCRIPTION / LIST PRICING



650-B2B 48" Wide Back to Back - Laminate Frame

COM Yardage: Total: 8 Yds. / Back: 4 Yds. / Seat: 4 Yds.

COM	GR1	GR2	GR3	GR4	GR5	GR6	GR7	GR8	GR9	GR10	LEA
\$5663	\$6060	\$6302	\$6554	\$6816	\$7089	\$7372	\$7667	\$7974	\$8293	\$8625	\$10194

651-B2B 48" Wide Back to Back - Wood Veneer Frame

COM Yardage: Total: 8 Yds. / Back: 4 Yds. / Seat: 4 Yds.

COM	GR1	GR2	GR3	GR4	GR5	GR6	GR7	GR8	GR9	GR10	LEA
\$7926	\$8481	\$8820	\$9173	\$9539	\$9921	\$10318	\$10731	\$11160	\$11606	\$12070	\$14266

652-B2B 60" Wide Back to Back - Laminate Frame

COM Yardage: Total: 10 Yds. / Back: 5 Yds. / Seat: 5 Yds.

COM	GR1	GR2	GR3	GR4	GR5	GR6	GR7	GR8	GR9	GR10	LEA
\$8359	\$8944	\$9302	\$9674	\$10061	\$10464	\$10882	\$11318	\$11770	\$12241	\$12731	\$15047

653-B2B 60" Wide Back to Back - Wood Veneer Frame

COM Yardage: Total: 10 Yds. / Back: 5 Yds. / Seat: 5 Yds.

COM	GR1	GR2	GR3	GR4	GR5	GR6	GR7	GR8	GR9	GR10	LEA
\$11700	\$12519	\$13019	\$13540	\$14082	\$14645	\$15231	\$15840	\$16474	\$17133	\$17818	\$21059

654-B2B 72" Wide Back to Back - Laminate Frame

COM Yardage: Total: 12 Yds. / Back: 6 Yds. / Seat: 6 Yds.

COM	GR1	GR2	GR3	GR4	GR5	GR6	GR7	GR8	GR9	GR10	LEA
\$11325	\$12118	\$12603	\$13107	\$13631	\$14176	\$14743	\$15333	\$15946	\$16584	\$17248	\$20385

655-B2B 72" Wide Back to Back - Wood Veneer Frame

COM Yardage: Total: 12 Yds. / Back: 6 Yds. / Seat: 6 Yds.

COM	GR1	GR2	GR3	GR4	GR5	GR6	GR7	GR8	GR9	GR10	LEA
\$15851	\$16961	\$17640	\$18345	\$19079	\$19842	\$20636	\$21461	\$22320	\$23212	\$24141	\$28533

OPTIONS

Add upcharge to list price and code to model number

FR	CA133 Fire Retardant per yard	\$90/yd.
MBB	Moisture Barrier - up to 60" width (Back-to-Back)	\$250 each
MBB60	Moisture Barrier - over 60" width (Back-to-Back)	\$400 each
2FO	Two Fabric Option	\$98

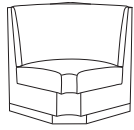
USS	Under Seat Fully Lined Storage - for 48" and 60"	\$450
MTL	Metal Legs - per unit	subtract \$50
CO	Clean Out (overall width up to 50")	\$250
CO1	Clean Out (overall width over 50")	\$385

DIMENSIONS	90° Corner Banquettes
Seat Depth:	18.5"
Seat Width:	18.5"
Seat Height:	18"
Overall Width:	30"
Overall Depth:	30"
Overall Height:	36"
Qty./Wt.:	1 ea./150 lbs.



VERONA CORNER UNIT

MODEL / DESCRIPTION / LIST PRICING




660 Verona 90° Corner Unit - Laminate Frame COM Yardage: Total: 6.5 Yds. / Back: 4.5 Yds. / Seat: 2 Yds.

COM	GR1	GR2	GR3	GR4	GR5	GR6	GR7	GR8	GR9	GR10	LEA
\$2697	\$2886	\$3001	\$3122	\$3246	\$3376	\$3511	\$3652	\$3798	\$3950	\$4108	\$4855

661 Verona 90° Corner Unit - Wood Veneer Frame COM Yardage: Total: 6.5 Yds. / Back: 4.5 Yds. / Seat: 2 Yds.

COM	GR1	GR2	GR3	GR4	GR5	GR6	GR7	GR8	GR9	GR10	LEA
\$4046	\$4329	\$4502	\$4682	\$4870	\$5064	\$5267	\$5478	\$5697	\$5925	\$6162	\$7283



VERONA "U-SHAPE" CONFIGURATION

OPTIONS

Add upcharge to list price and code to model number

FR	CA133 Fire Retardant per yard	\$90/yd.
MB	Moisture Barrier - up to 60" width	\$125 each
2FO	Two Fabric Option	\$98

MTL	Metal Legs - per unit	subtract \$50
CO	Clean Out (overall width up to 50")	\$250


PRIVACY PANELS ONLY

DIMENSIONS	36" Wide Privacy Panel (Newport Only)	48" Wide Privacy Panel	60" Wide Privacy Panel	72" Wide Privacy Panel
*Panel Depth:	1"	1"	1"	1"
Panel Width:	36"	48"	60"	72"
Panel Height:	48"	48"	48"	48"

UPHOLSTERED
PRIVACY PANEL



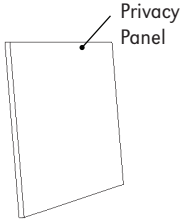
NAPOLI BANQUETTE



1/2" THICK ACRYLIC
PRIVACY PANELS AVAILABLE

****Note:** Newport privacy panels are at 42" height.
Tivoli privacy panels are at 49" height

MODEL / DESCRIPTION / LIST PRICING



360P36 36" Wide Privacy Panel (Newport Only) COM Yardage: Total: 2.5 Yds. (Please allow extra fabric for repeat design.)

COM	GR1	GR2	GR3	GR4	GR5	GR6	GR7	GR8	GR9	GR10	LEA
\$652	\$699	\$726	\$755	\$785	\$816	\$849	\$883	\$919	\$955	\$993	\$1174

LAMINATE	VENEER	ACRYLIC
\$638	\$1256	CALL

360P 48" Wide Privacy Panel COM Yardage: Total: 3 Yds. (Please allow extra fabric for repeat design.)

COM	GR1	GR2	GR3	GR4	GR5	GR6	GR7	GR8	GR9	GR10	LEA
\$870	\$931	\$968	\$1007	\$1047	\$1089	\$1132	\$1177	\$1224	\$1274	\$1324	\$1565

LAMINATE	VENEER	ACRYLIC
\$852	\$1676	CALL

362P 60" Wide Privacy Panel COM Yardage: Total: 4 Yds. (Please allow extra fabric for repeat design.)

COM	GR1	GR2	GR3	GR4	GR5	GR6	GR7	GR8	GR9	GR10	LEA
\$1147	\$1228	\$1276	\$1328	\$1381	\$1436	\$1493	\$1553	\$1615	\$1680	\$1747	\$2065

LAMINATE	VENEER	ACRYLIC
\$1114	\$2156	CALL

365P 72" Wide Privacy Panel COM Yardage: Total: 5 Yds. (Please allow extra fabric for repeat design.)

COM	GR1	GR2	GR3	GR4	GR5	GR6	GR7	GR8	GR9	GR10	LEA
\$1405	\$1503	\$1563	\$1626	\$1691	\$1758	\$1828	\$1902	\$1978	\$2057	\$2138	\$2528

LAMINATE	VENEER	ACRYLIC
\$1355	\$2531	CALL



MALIBU BANQUETTE
ACRYLIC PRIVACY PANEL



RAVEN BANQUETTES
LAMINATE PRIVACY PANEL



TIVOLI BANQUETTE
VENEER PRIVACY PANEL

VESPER

Vesper cafe series chairs and stools offer a modern looking molded fiberglass polypropylene shell with a gentle flex back. The shells are offered with and without arms and demi and full back in eight stylish colors. Vesper features fully welded steel frames for 4-leg chairs and bar stools. Sled base and Trumpet adjustable height stools are also available.



CHAIR



SWIVEL ARM CHAIR
- SEE SWIVEL CHAIR PRICING -



SLED BASE DEMI BACK BAR STOOL

ORDERING INFORMATION

To Order Please Specify:

- | | |
|-----------------|-------------------------------|
| 1) Series Name | 4) Optional Powder Coat Color |
| 2) Model Number | 5) Fabric Grade and Number |
| 3) Quantity | 6) Optional Items |

GENERAL SPECIFICATIONS

Shell

- The Vesper shell is molded fiberglass polypropylene
- One piece shell with slightly **tapered edges**.
- Seat is slightly elevated at both ends.
- One slot on seat, measuring 1/2" x 1" long for drainage and cleanout.

Armless Version Only

- Back flexes very nicely.
- Can be fully upholstered or have only upholstered seat insert.

Arm Version

- Is made of one-piece shell; fully integrated with back and seat.

Bar Stool

- In full back and demi back, fully upholstered or have only upholstered seat insert.

Frame - Four Leg

- .75" diameter, 16 gauge steel tubing with hand brazed welds.

Frame - Sled Base

- .5" round solid steel. Factory installed black plastic glides.

Stacking

- 4-leg chairs stack 4 high
- Sled base chair and stool models stack 4 high
- On dolly, chairs stack 8-10 high



UPHOLSTERED SEAT INSERT

COLORS / FINISHES

Frame Finish Colors

Standard polished chrome frame finish.

- Standard powder coat colors available with upcharge.

8 Shell Colors:

- | | |
|-------------|--------------------|
| • Black | • Khaki |
| • Warm Gray | • Citron Yellow |
| • Cloud | • Tangerine Orange |
| • White | • Seafoam Green |

OPTIONS

- CODE: FR - CA133 Fire Retardant.
- CODE: MB - Moisture Barrier.
- CODE: SF - Powder Coat Color Finish
- CODE: CH - Counter Height (24" seat height)
- CODE: SH - Specialty Height (any custom height)
- CODE: KBW - Black Wrinkle Powder Coat - Trumpet Base Stool.
- Dolly Model #196. Made of heavy duty steel. Available in black powder coated finish.



VESPER CAFÉ CHAIR WITH
ARMS PROFILE VIEW



DEMI BACK SWIVEL STOOL WITH
SEAT INSERT PNEUMATIC HEIGHT
ADJUSTABLE CHROME TRUMPET BASE

DIMENSIONS	Café Chair
Inside Width:	16"
Seat Height:	18"
Overall Depth:	22"
Overall Width:	22"
Overall Height:	32.5"
Qty./Wt. per carton:	1 ea./21 lbs.



CAFÉ CHAIR

MODEL / DESCRIPTION / LIST PRICING



6170 Vesper Café Chair

Chair
\$286



6171 Vesper Café Chair - Upholstered Seat Insert

COM Yardage: .75 Yards

COM	GR1	GR2	GR3	GR4	GR5	GR6	GR7	GR8	GR9	GR10	LEA
\$371	\$397	\$412	\$429	\$446	\$464	\$483	\$502	\$522	\$543	\$564	\$667



6172 Vesper Café Chair - Fully Upholstered

COM Yardage: 1.5 Yards

COM	GR1	GR2	GR3	GR4	GR5	GR6	GR7	GR8	GR9	GR10	LEA
\$590	\$631	\$657	\$683	\$710	\$739	\$768	\$799	\$831	\$864	\$899	\$1062

8 PLASTIC SHELL COLORS



BLACK



KHAKI



WARM GRAY



CITRON YELLOW



CLOUD



TANGERINE ORANGE



WHITE



SEAFOAM GREEN

OPTIONS

Add upcharge to list price and code to model number

FR	CA133 Fire Retardant per yard	\$90/yd.
MB	Moisture Barrier - Per Seat	\$68

SF	Powder Coat Color Finish - 4-Leg Chair	\$38
#196	Stacking Chair Dolly	\$483

DIMENSIONS	Arm Chair
Inside Width:	18.5"
Seat Height:	18"
Overall Depth:	22"
Overall Width:	22"
Overall Height:	32.5"
Qty./Wt. per carton:	1 ea./21 lbs.



ARM CHAIR



ARM CHAIR WITH SEAT

MODEL / DESCRIPTION / LIST PRICING



6174 Vesper Arm Chair

Chair
\$355



6175 Vesper Arm Chair - Upholstered Seat Insert

COM Yardage: .75 Yards

COM	GR1	GR2	GR3	GR4	GR5	GR6	GR7	GR8	GR9	GR10	LEA
\$439	\$470	\$488	\$508	\$528	\$549	\$571	\$594	\$618	\$643	\$668	\$790

8 PLASTIC SHELL COLORS



BLACK



WARM GRAY



CLOUD



WHITE



KHAKI



CITRON YELLOW



TANGERINE ORANGE



SEAFOAM GREEN

OPTIONS

Add upcharge to list price and code to model number

FR	CA133 Fire Retardant per yard	\$90/yd.
SF	Powder Coat Finish - Chair	\$38

MB	Moisture Barrier - Per Seat	\$68
#196	Stacking Chair Dolly	\$483

DIMENSIONS	Demi Back Swivel Stool
Seat Width:	16"
Seat Depth:	16.5"
Seat Height:	21" - 31"
Back Height:	27" - 37"
Overall Width:	20"
Overall Depth:	20"
Qty./Wt. per carton:	1 ea./35 lbs.



POLY DEMI BACK STOOL
CHROME SWIVEL BASE

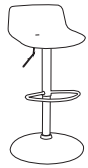


DEMI BACK STOOL WITH SEAT INSERT
CHROME SWIVEL BASE

PNEUMATIC HEIGHT ADJUST WITH
FOOTREST AND 360° SWIVEL



MODEL / DESCRIPTION / LIST PRICING



4181 Poly Demi Back / Pneumatic Height / Swivel Seat

Poly Shell
\$448



4183 Poly Demi Back with Upholstered Seat Insert / Pneumatic Height / Swivel Seat

COM Yardage: .75 Yard

COM	GR1	GR2	GR3	GR4	GR5	GR6	GR7	GR8	GR9	GR10	LEA
\$525	\$562	\$584	\$608	\$632	\$657	\$683	\$711	\$739	\$769	\$800	\$945



4185 Poly Demi Back Fully Upholstered / Pneumatic Height / Swivel Seat

COM Yardage: 1.75 Yard

COM	GR1	GR2	GR3	GR4	GR5	GR6	GR7	GR8	GR9	GR10	LEA
\$558	\$597	\$621	\$646	\$672	\$698	\$726	\$755	\$786	\$817	\$850	\$1004

8 PLASTIC SHELL COLORS



BLACK



WARM GRAY



CLOUD



WHITE



KHAKI



CITRON YELLOW



TANGERINE ORANGE



SEAFOAM GREEN

OPTIONS

Add upcharge to list price and code to model number

FR	CA133 Fire Retardant - Per Yard	\$90/yd.
MB	Moisture Barrier - Per Seat	\$68

KBW	Black Wrinkle Powder Coat Base	No Charge
-----	--------------------------------	-----------

DIMENSIONS	Bar Stool Demi Back
Inside Width:	16"
Seat Height:	31"
Overall Depth:	19"
Overall Width:	18.5"
Overall Height:	37"
Qty./Wt. per carton:	1 ea./14 lbs.



BAR STOOL DEMI BACK

MODEL / DESCRIPTION / LIST PRICING



6177 Demi Back Bar Stool

Chair
\$450



6178 Demi Back Bar Stool - Upholstered Seat Insert

COM Yardage: .75 Yards

COM	GR1	GR2	GR3	GR4	GR5	GR6	GR7	GR8	GR9	GR10	LEA
\$538	\$575	\$598	\$622	\$647	\$673	\$700	\$727	\$756	\$786	\$818	\$967



6179 Demi Back Bar Stool - Fully Upholstered

COM Yardage: 1.75 Yards

COM	GR1	GR2	GR3	GR4	GR5	GR6	GR7	GR8	GR9	GR10	LEA
\$745	\$797	\$829	\$862	\$896	\$932	\$969	\$1009	\$1048	\$1091	\$1135	\$1341

8 PLASTIC SHELL COLORS



BLACK



WARM GRAY



CLOUD



WHITE



KHAKI



CITRON YELLOW



TANGERINE ORANGE



SEAFOAM GREEN

OPTIONS

Add upcharge to list price and code to model number

CH	Counter Height (24" seat height)	\$28
SH	Special Height (any custom height)	\$28
FR	CA133 Fire Retardant per yard	\$90/yd.

MB	Moisture Barrier - Per Seat	\$68
SF	Powder Coat Finish - Bar Stool	\$58

DIMENSIONS	Bar Stool
Inside Width:	16"
Seat Height:	31"
Overall Depth:	20"
Overall Width:	19.5"
Overall Height:	44.5"
Qty./Wt. per carton:	1 ea./21 lbs.



BAR STOOL FULL BACK

MODEL / DESCRIPTION / LIST PRICING



6181 Full Back Bar Stool

Chair
\$467



6182 Full Back Bar Stool - Upholstered Seat Insert

COM Yardage: .75 Yards

COM	GR1	GR2	GR3	GR4	GR5	GR6	GR7	GR8	GR9	GR10	LEA
\$566	\$605	\$629	\$654	\$681	\$708	\$736	\$765	\$797	\$828	\$861	\$1018



6183 Full Back Bar Stool - Fully Upholstered

COM Yardage: 1.50 Yards

COM	GR1	GR2	GR3	GR4	GR5	GR6	GR7	GR8	GR9	GR10	LEA
\$784	\$839	\$873	\$907	\$943	\$982	\$1020	\$1062	\$1104	\$1148	\$1194	\$1411

8 PLASTIC SHELL COLORS



BLACK



KHAKI



WARM GRAY



CITRON YELLOW



CLOUD



TANGERINE ORANGE



WHITE



SEAFOAM GREEN

OPTIONS

Add upcharge to list price and code to model number

CH	Counter Height (24" seat height)	\$28
SH	Special Height (any custom height)	\$28
FR	CA133 Fire Retardant per yard	\$90/yd.

MB	Moisture Barrier - Per Seat	\$68
SF	Powder Coat Finish - Bar Stool	\$58

DIMENSIONS	Bar Stool Sled Base Demi Back
Inside Width:	16"
Seat Height:	27"
Overall Depth:	19"
Overall Width:	18.5"
Overall Height:	37"
Qty./Wt. per carton:	1 ea./14 lbs.



SLED BASE COUNTER HEIGHT
BAR STOOL DEMI BACK

MODEL / DESCRIPTION / LIST PRICING



6188C Demi Back Sled Base Counter Height Stool

Chair
\$497



6189C Demi Back Sled Base Counter Height Stool - Upholstered Seat Insert

COM Yardage: .75 Yards

COM	GR1	GR2	GR3	GR4	GR5	GR6	GR7	GR8	GR9	GR10	LEA
\$588	\$629	\$654	\$680	\$707	\$735	\$765	\$796	\$828	\$860	\$894	\$1058



6190C Demi Back Sled Base Counter Height Stool - Fully Upholstered

COM Yardage: 1.75 Yards

COM	GR1	GR2	GR3	GR4	GR5	GR6	GR7	GR8	GR9	GR10	LEA
\$803	\$859	\$893	\$929	\$966	\$1005	\$1045	\$1087	\$1130	\$1175	\$1223	\$1446

8 PLASTIC SHELL COLORS



BLACK



WARM GRAY



CLOUD



WHITE



KHAKI



CITRON YELLOW



TANGERINE ORANGE



SEAFOAM GREEN

OPTIONS

Add upcharge to list price and code to model number

FR	CA133 Fire Retardant per yard	\$90/yd.
MB	Moisture Barrier - Per Seat	\$68

SF	Powder Coat Finish - Bar Stool	\$58
----	--------------------------------	------

DIMENSIONS	Bar Stool Sled Base Demi Back
Inside Width:	16"
Seat Height:	31"
Overall Depth:	19"
Overall Width:	18.5"
Overall Height:	37"
Qty./Wt. per carton:	1 ea./14 lbs.



SLED BASE BAR STOOL DEMI BACK



SLED BASE BAR STOOL DEMI BACK WITH UPHOLSTERED SEAT INSERT

MODEL / DESCRIPTION / LIST PRICING



6188 Demi Back Sled Base Bar Stool

Chair
\$464



6189 Demi Back Sled Base Bar Stool - Upholstered Seat Insert

COM Yardage: .75 Yards

COM	GR1	GR2	GR3	GR4	GR5	GR6	GR7	GR8	GR9	GR10	LEA
\$554	\$594	\$618	\$642	\$668	\$695	\$722	\$751	\$781	\$812	\$844	\$998



6190 Demi Back Sled Base Bar Stool - Fully Upholstered

COM Yardage: 1.75 Yards

COM	GR1	GR2	GR3	GR4	GR5	GR6	GR7	GR8	GR9	GR10	LEA
\$770	\$824	\$857	\$891	\$927	\$964	\$1003	\$1042	\$1084	\$1127	\$1172	\$1385

8 PLASTIC SHELL COLORS



BLACK



WARM GRAY



CLOUD



WHITE



KHAKI



CITRON YELLOW



TANGERINE ORANGE



SEAFOAM GREEN

OPTIONS

Add upcharge to list price and code to model number

FR	CA133 Fire Retardant per yard	\$90/yd.
MB	Moisture Barrier - Per Seat	\$68

SF	Powder Coat Finish - Bar Stool	\$58
----	--------------------------------	------

DIMENSIONS	Bar Stool w/Arms Full Back
Inside Width:	18.5"
Seat Height:	31"
Overall Depth:	22"
Overall Width:	22"
Overall Height:	44.5"
Qty./Wt. per carton:	1 ea./14 lbs.



BAR STOOL WITH ARMS

MODEL / DESCRIPTION / LIST PRICING



6185 Bar Stool w/Arms

Chair
\$532



6186 Bar Stool w/Arms - Upholstered Seat Insert

COM Yardage: .75 Yards

COM	GR1	GR2	GR3	GR4	GR5	GR6	GR7	GR8	GR9	GR10	LEA
\$625	\$669	\$695	\$723	\$752	\$782	\$813	\$846	\$880	\$914	\$952	\$1124

Note: Bar Stool w/Arms are not stackable.

8 PLASTIC SHELL COLORS



BLACK



WARM GRAY



CLOUD



WHITE



KHAKI



CITRON YELLOW



TANGERINE ORANGE



SEAFOAM GREEN

OPTIONS

Add upcharge to list price and code to model number

CH	Counter Height (24" seat height)	\$28
SH	Special Height (any custom height)	\$28
FR	CA133 Fire Retardant per yard	\$90/yd.

MB	Moisture Barrier - Per Seat	\$68
SF	Powder Coat Finish - Bar Stool	\$58



CAFE AND DINING HALL SETTING - 4 LEGGED CHAIRS IN POLISHED CHROME FINISH



4 LEG ARM CHAIR
FRONT VIEW



4 LEG ARM CHAIR
PROFILE VIEW



CAFE SETTING - VESPER CHAIRS IN A RESTAURANT ENVIRONMENT



**4 LEG CHAIR
FRONT VIEW**



**4 LEG CHAIR
PROFILE VIEW**



DEMI BACK SLED BASE BAR STOOLS



DEMI BACK SWIVEL STOOL
ADJUSTABLE HEIGHT CHROME BASE



4 LEG BAR STOOL
DEMI BACK



SLED BASE BAR STOOLS
DEMI BACK




VESPER HIGH BACK CHAIRS AND DEMI BACK BAR STOOLS



4 LEG BAR STOOL
FULL BACK



4 LEG BAR STOOL
WITH ARMS



SLED BASE COUNTER HEIGHT STOOLS DEMI BACK



SLED BASE BAR STOOLS DEMI BACK



STACKABLE ARM CHAIRS



STACKABLE SIDE CHAIRS



Fully upholstered seat not available on arm chair

FIBERGLASS POLYPROPYLENE



TOP VIEW



SIDE VIEW

VESPER SWIVEL SERIES

Vesper swivel series offer a modern looking molded fiberglass polypropylene shell with a gentle flex back. The shells are offered with and without arms and demi and full back in eight stylish colors.



SWIVEL ARM CHAIR



FULL BACK SWIVEL CHAIR

ORDERING INFORMATION

To Order Please Specify:

- 1) Series Name
- 2) Model Number
- 3) Quantity
- 4) Optional Powder Coat Color
- 5) Fabric Grade and Number
- 6) Optional Items

GENERAL SPECIFICATIONS

Shell

- The Vesper shell is molded fiberglass polypropylene
- One piece shell with slightly **tapered edges**.
- Seat is slightly elevated at both ends.
- One slot on seat, measuring 1/2" x 1" long for drainage and cleanout.

Armless Version Only

- Back flexes very nicely.
- Can be fully upholstered or have only upholstered seat insert.

Arm Version

- Is made of one-piece shell; fully integrated with back and seat.

COLORS / FINISHES

Frame Finish Colors

Standard polished aluminum finish.

8 Shell Colors:

- Black
- Warm Gray
- Cloud
- White
- Khaki
- Soft Yellow
- Tangerine Orange
- Seafoam Green

OPTIONS

- CODE: FR - CA133 Fire Retardant.
- CODE: MB - Moisture Barrier.
- CODE: GC - Black Glides for 5 star base



SWIVEL CHAIR GLIDES

DIMENSIONS	Swivel
Seat Width:	17.5"
Seat Depth:	18"
Seat Height:	15.5" - 20.5"
Arm Height	-
Back Height:	30" - 35"
Overall Width:	26.25"
Overall Depth:	26.25"
Qty./Wt. per carton:	1 ea./25 lbs.

Note: For more details on Vesper Swivel see Swivel Section



SWIVEL CHAIR WITH
STANDARD POLISHED ALUMINUM BASE

MODEL / DESCRIPTION / LIST PRICING



6200	Swivel Chair	COM Yardage: 0.75 Yard
	Chair	
	\$460	




6201	Swivel Chair with upholstered seat insert	COM Yardage: 0.75 Yard									
COM	GR1	GR2	GR3	GR4	GR5	GR6	GR7	GR8	GR9	GR10	LEA
\$542	\$580	\$603	\$627	\$652	\$678	\$706	\$734	\$763	\$794	\$825	\$976



6202	Swivel Chair with fully upholstered shell	COM Yardage: 0.75 Yard									
COM	GR1	GR2	GR3	GR4	GR5	GR6	GR7	GR8	GR9	GR10	LEA
\$678	\$725	\$754	\$785	\$816	\$849	\$883	\$918	\$955	\$993	\$1033	\$1220

8 PLASTIC SHELL COLORS



OPTIONS

Add upcharge to list price and code to model number

FR	CA133 Fire Retardant per yard.	\$90/yd.	GC	Black Glides for 5 star base	\$28
MB	Moisture Barrier - Per Seat	\$68			

DIMENSIONS	Swivel w/ Arms
Seat Width:	19.75"
Seat Depth:	18"
Seat Height:	15.5" - 20.5"
Arm Height:	29.5" - 34.5"
Back Height:	30" - 35"
Overall Width:	26.25"
Overall Depth:	26.25"
Qty./Wt. per carton:	1 ea./25 lbs.

Note: For more details on Vesper Swivel see Swivel Section



SWIVEL ARM CHAIR
WITH OPTIONAL COLOR
MATCHED 5-STAR BASE

MODEL / DESCRIPTION / LIST PRICING



6203 Swivel Arm Chair

COM Yardage: 0.75 Yard

Chair
\$549



6204 Swivel Arm Chair with upholstered seat insert

COM Yardage: 0.75 Yard

COM	GR1	GR2	GR3	GR4	GR5	GR6	GR7	GR8	GR9	GR10	LEA
\$629	\$673	\$700	\$728	\$757	\$787	\$819	\$852	\$886	\$921	\$958	\$1132

8 PLASTIC SHELL COLORS



BLACK



WARM GRAY



CLOUD



WHITE



KHAKI



SOFT YELLOW



TANGERINE
ORANGE



SEAFOAM
GREEN

OPTIONS

Add upcharge to list price and code to model number

FR	CA133 Fire Retardant per yard.	\$90/yd.
MB	Moisture Barrier - Per Seat	\$68

GC	Black Glides for 5 star base	\$28
----	------------------------------	------

DIMENSIONS	H8	H10
Seat Width:	17.5"	17.5"
Seat Depth:	18"	18"
Seat Height:	21.5 - 29"	26" - 36"
Arm Height	-	-
Back Height:	37" - 44.5"	41.5" - 51.5"
Overall Width:	26.25"	26.25"
Overall Depth:	26.25"	26.25"
Qty./Wt. per carton:	1 ea./28 lbs.	1 ea./28 lbs.



SWIVEL CHAIR
WITH HI-CHAIR KIT AND

MODEL / DESCRIPTION / LIST PRICING



6205-H8
6205-H10

Swivel Chair with High Chair Kit

Chair
\$557



6206-H8
6206-H10

Swivel Chair with High Chair Kit - Upholstered Seat Insert

COM Yardage: 0.75 Yard

COM	GR1	GR2	GR3	GR4	GR5	GR6	GR7	GR8	GR9	GR10	LEA
\$639	\$684	\$711	\$740	\$769	\$800	\$832	\$865	\$900	\$936	\$973	\$1150



6207-H8
6207-H10

Swivel Chair with High Chair Kit - Fully Upholstered Seat

COM Yardage: 0.75 Yard

COM	GR1	GR2	GR3	GR4	GR5	GR6	GR7	GR8	GR9	GR10	LEA
\$775	\$829	\$862	\$897	\$933	\$970	\$1009	\$1049	\$1091	\$1135	\$1180	\$1395

8 PLASTIC SHELL COLORS



OPTIONS

Add upcharge to list price and code to model number

FR	CA133 Fire Retardant per yard.	\$90/yd.	GC	Black Glides for 5 star base	\$28
MB	Moisture Barrier - Per Seat	\$68			

DIMENSIONS	H8 with Arms	H10 with Arms
Seat Width:	19.75"	19.75"
Seat Depth:	18"	18"
Seat Height:	21.5 - 29"	26" - 36"
Arm Height	30.5" - 38"	35" - 45"
Back Height:	37"- 44.5"	41.5" - 51.5"
Overall Width:	26.25"	26.25"
Overall Depth:	26.25"	26.25"
Qty./Wt. per carton:	1 ea./28 lbs.	1 ea./28 lbs.



SWIVEL ARM CHAIR
WITH HI-CHAIR KIT AND
STANDARD ALUMINUM BASE

MODEL / DESCRIPTION / LIST PRICING



6208-H8
6208-H10

Swivel Arm Chair with High Chair Kit

COM Yardage: 0.75 Yard

Chair
\$655



6209-H8
6209-H10

Swivel Arm Chair with High Chair Kit - Upholstered Seat Insert

COM Yardage: 0.75 Yard

COM	GR1	GR2	GR3	GR4	GR5	GR6	GR7	GR8	GR9	GR10	LEA
\$739	\$791	\$822	\$855	\$889	\$925	\$962	\$1001	\$1041	\$1082	\$1125	\$1330

8 PLASTIC SHELL COLORS



BLACK



WARM GRAY



CLOUD



WHITE



KHAKI



SOFT YELLOW



TANGERINE
ORANGE



SEAFOAM
GREEN

OPTIONS

Add upcharge to list price and code to model number

FR	CA133 Fire Retardant per yard.	\$90/yd.
MB	Moisture Barrier - Per Seat	\$68

GC	Black Glides for 5 star base	\$28
----	------------------------------	------

VISTA CLUSTER SEATING

The Vista features a fully welded 1-1/2" x 3" rectangular steel frame, standard laminate table top and your choice of swivel seats with auto return.



RECTANGLE CLUSTER WITH
WEBBY SEATS



TWO SEAT CLUSTER WITH
DELFI SEATS

ORDERING INFORMATION

To Order Please Specify:

- | | |
|-----------------|----------------------------------|
| 1) Series Name | 6) Laminate Selection and Number |
| 2) Model Number | 7) Convex T-Mold Edge Color |
| 3) Size | 8) Upholstery |
| 4) Quantity | 9) Wood Seat Stain Color |
| 5) Frame Color | |

**FOR SAFETY, ERG
RECOMMENDS FLOOR
MOUNTING CLUSTER SEATING**

FLO GENERAL SPECIFICATIONS

Frame Construction

The Vista frame is fabricated with fully welded, 11-gauge, rectangular steel tubing. Frame is sand blasted and then powder coated for maximum paint adhesion. Seats feature swivel with automatic return.

Table Tops

Standard laminate table top is 1.25" thick high density particle board with convex T-mold edge. Your choice of over 1000 standard laminates from brands like Nevamar, Wilsonart, Formica and Pionite. All tables are completely assembled to be sure of fit prior to being knocked down for shipping. All tables are bubble packed, boxed and wood crated to ensure safe delivery

Choice of Seats

Choose from several ERG seat styles. Standard seat height is 18".

Floor Mount

Vista cluster frames come standard with floor mount.

Note

Cluster units are shipped K-D, easy to install.

COLORS / FINISHES

Frame Finish Colors:

Standard powder coat colors.



DIMENSIONS	Rectangle Frame	Diamond Frame	2 Seat Frame
Table Height:	29"	29"	29"
Table Dimension:	48" x 30"	40" square	26" x 30"
Overall Depth:	68"	76"	68"
Overall Width:	30"	76"	30"
Qty./Wt.:	320 lb.	250 lb.	150 lb.

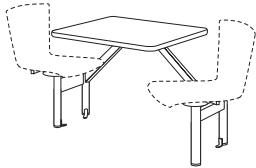
*Overall dimension includes chair.



RECTANGLE CLUSTER WITH UPHOLSTERED BIKINI WOOD SEATS

FOR SAFETY, ERG RECOMMENDS FLOOR MOUNTING CLUSTER SEATING

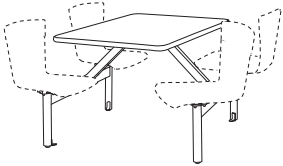
MODEL / DESCRIPTION / LIST PRICING FRAME ONLY (ADD SEAT OPTION TO LIST PRICE)



Two seat cluster frame with table top

VST/2630 26" x 30" laminate top and convex T-mold edge

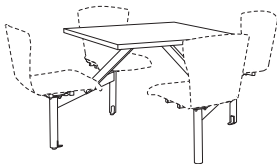
Two Seat cluster frame
\$2384



Rectangle cluster frame with table top

VST/4830 48" x 30" laminate top and convex T-mold edge

Rectangle cluster frame
\$2709

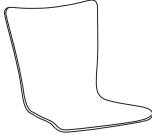


Diamond cluster frame with table top

VST/4040 40" square laminate top and convex T-mold edge

Diamond cluster frame
\$2917

SEAT OPTIONS / LIST PRICING PER SEAT (ADD TO FRAME LIST PRICE)



BEN Benton

Multi-Ply Hardwood Shell
\$330

BEN/SI Benton / Upholstered Seat Insert

COM Yardage: 0.5 yard / seat

COM	GR1	GR2	GR3	GR4	GR5	GR6	GR7	GR8	GR9	GR10	LEA
\$373	\$399	\$415	\$432	\$448	\$466	\$485	\$504	\$525	\$546	\$567	\$671



DEMI Benton Demi Back

Multi-Ply Hardwood Shell
\$330

DEMI/SI Benton Demi Back / Upholstered Seat Insert

COM Yardage: 0.5 yard / seat

COM	GR1	GR2	GR3	GR4	GR5	GR6	GR7	GR8	GR9	GR10	LEA
\$428	\$459	\$478	\$497	\$517	\$537	\$559	\$581	\$604	\$628	\$653	\$772



DEKD Dekko Demi Back

Multi-Ply Hardwood Seat and Back
\$388

DEKD/SI Dekko Demi Back / Upholstered Seat Insert

COM Yardage: 0.75 yard / seat

COM	GR1	GR2	GR3	GR4	GR5	GR6	GR7	GR8	GR9	GR10	LEA
\$486	\$520	\$541	\$563	\$585	\$609	\$633	\$658	\$685	\$712	\$740	\$875

OPTIONS

Add upcharge to list price and code to model number

ENG	Laser Engraving	\$42 / seat
FR	CA133 Fire Retardant	\$90 / yard
TT	Two Tone Wood Stains - Benton / Demi	\$75 / seat

RB	Reverse Bubble Cutout - Benton / Demi	\$48 / seat
UB	Upright Bubble Cutout - Benton / Demi	\$48 / seat
VB	Vertical Bubble Cutout - Benton / Demi	\$48 / seat

SEAT OPTIONS / LIST PRICING PER SEAT (ADD TO FRAME LIST PRICE)



DEL Delfi

Polypropylene Seat and Back
\$295

DEL/SI Delfi / Upholstered Seat Insert

COM Yardage: 0.75 yard / seat

COM	GR1	GR2	GR3	GR4	GR5	GR6	GR7	GR8	GR9	GR10	LEA
\$386	\$413	\$429	\$446	\$464	\$483	\$502	\$523	\$543	\$565	\$588	\$695

DEL/S Delfi / Upholstered Seat and Back Inserts

COM Yardage: 0.75 yards / seat

COM	GR1	GR2	GR3	GR4	GR5	GR6	GR7	GR8	GR9	GR10	LEA
\$477	\$509	\$530	\$551	\$573	\$596	\$621	\$645	\$671	\$697	\$726	\$857



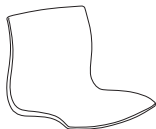
PEND Pento Demi Back

Multi-Ply Hardwood Seat and Back
\$440

PEND/S Pento Demi Back / Upholstered Seat Insert

COM Yardage: 0.75 yard / seat

COM	GR1	GR2	GR3	GR4	GR5	GR6	GR7	GR8	GR9	GR10	LEA
\$532	\$570	\$592	\$616	\$641	\$667	\$693	\$721	\$750	\$780	\$811	\$959



WBY Webby

100% Nylon Plastic Shell
\$288

WBY/SI Webby / Upholstered Seat Insert

COM Yardage: 0.75 yard / seat

COM	GR1	GR2	GR3	GR4	GR5	GR6	GR7	GR8	GR9	GR10	LEA
\$380	\$407	\$423	\$440	\$458	\$476	\$496	\$515	\$536	\$557	\$580	\$685

WBY/S Webby / Upholstered Seat and Back Inserts

COM Yardage: 0.75 yards / seat

COM	GR1	GR2	GR3	GR4	GR5	GR6	GR7	GR8	GR9	GR10	LEA
\$473	\$506	\$526	\$547	\$569	\$592	\$615	\$641	\$666	\$693	\$720	\$852

OPTIONS

Add upcharge to list price and code to model number

ENG	Laser Engraving	\$42 / seat
FR	CA133 Fire Retardant	\$90 / yard
TT	Two Tone Wood Stains - Benton / Demi	\$75 / seat

RB	Reverse Bubble Cutout - Benton / Demi	\$48 / seat
UB	Upright Bubble Cutout - Benton / Demi	\$48 / seat
VB	Vertical Bubble Cutout - Benton / Demi	\$48 / seat

WEBBY SERIES

The Webby Series multipurpose stacking chairs feature a nylon plastic shell which has natural built-in flex motion. These high comfort chairs are available in three versions: one-piece shell; one-piece shell with upholstered insert on seat; and one-piece shell with upholstered insert on seat and back. In addition, the Webby Series is versatile with many frames and options.



Rib design on back provides strength and design aesthetics.



ORDERING INFORMATION

To Order Please Specify:

- 1) Series Name
- 2) Model Number
- 3) Quantity
- 4) Nylon Shell Color

COLORS / FINISHES

Nylon Shell Colors:

- Black
- White
- Navy Blue
- Ivory
- Charcoal
- Apple Green

WEBBY GENERAL SPECIFICATIONS

Shell

- Single-piece contoured shell made of 100% Nylon Plastic with natural built-in flex motion.
- Shell is flame retardant with 6 nylon shell color choices.

Upholstery

- Seat and back inserts are applied over molded plastic and attached to nylon shell with metal T-nuts.
- Seat and Back inserts can be upholstered with choice of fabric, vinyl, crypton, leather or approved COM.

Frame

- Models 333 / 334 / 349 are .875" diameter, 14 gauge steel tubing.
- Bar Stools have a welded footrest with matching frame finish.
- Sled Base is 0.75" diameter, 14 gauge continuous steel tubing.

Glides

- Factory installed self leveling steel glides.
- Sled base - factory installed clear nylon glides.

Stacking

- All Webby stacking chairs will stack 4 high on the floor, up to 6 chairs on a dolly.

Frame Finish Colors:

- Standard powder coat colors.
- Optional polished chrome available with upcharge.

OPTIONS

- CODE: FR - CA133 Fire Retardant.
- CODE: MB - Moisture Barrier.
- CODE: CH - Counter Height (24" seat height)
- CODE: SH - Specialty Height (any custom height)
- CODE: PC - Polished Chrome frame finish.
- CODE: CAS2 - 2" Black Casters (not available on chrome frame).
- CODE: TA - Fixed Tablet Arm - Exposed Plywood Edge (Sled Base).*
- CODE: GD - Metal Ganging. Not available for polished chrome frame.
- CODE: GD - Plastic Ganging, set of 2. CH - Counter Height, Specialty Height. JB - Jury Base - includes Swivel.
- CODE: Dolly Model #196. Made of heavy duty steel. Available in Black Texture powder coated finish. Dolly specifications with chair models.

* TA Fixed tablet arm option not available in polished chrome.

DIMENSIONS	Chair
Seat Width:	18"
Seat Depth:	17"
Seat Height:	18"
Back Height:	31"
Overall Width:	22.5"
Overall Depth:	21"
Qty./Wt. per carton:	3 ea./56 lbs.



4-LEG STACKER WITH
#196 DOLLY



4-LEG STACKER WITH
CASTERS

MODEL / DESCRIPTION / LIST PRICING



333 4-Leg Stacking Chair



Chair
\$309



333/SI 4-Leg Stacking Chair with Upholstered Seat Insert

COM Yardage: 0.75 Yard

COM	GR1	GR2	GR3	GR4	GR5	GR6	GR7	GR8	GR9	GR10	LEA
\$395	\$422	\$439	\$457	\$475	\$494	\$514	\$535	\$556	\$578	\$601	\$711



333/S 4-Leg Stacking Chair with Upholstered Inserts on Seat & Back

COM Yardage: 0.75 Yard

COM	GR1	GR2	GR3	GR4	GR5	GR6	GR7	GR8	GR9	GR10	LEA
\$481	\$515	\$535	\$557	\$579	\$602	\$626	\$651	\$677	\$704	\$732	\$866

OPTIONS

Add upcharge to list price and code to model number

FR	CA133 Fire Retardant - per yard.	\$90/yd.
MB	Moisture Barrier - Per Seat.	\$68
PC	Polished Chrome frame finish - Chair.	\$38
CAS2	2" Black Casters	\$22 each

GD	Plastic Ganging- per pair	\$26
JB	Jury Base - Includes Swivel	\$390
#196	Stacking Chair Dolly	\$483

DIMENSIONS	Sled Base
Seat Width:	18"
Seat Depth:	17"
Seat Height:	18"
Back Height:	31"
Overall Width:	22.5"
Overall Depth:	18"
Qty./Wt. per carton:	3 ea./52 lbs.



SLED BASE
STACKER

MODEL / DESCRIPTION / LIST PRICING



330 Sled Base Stacking Chair

Chair
\$371



330/SI Sled Base Stacking Chair with Upholstered Seat Insert

COM Yardage: 0.75 Yard

COM	GR1	GR2	GR3	GR4	GR5	GR6	GR7	GR8	GR9	GR10	LEA
\$457	\$489	\$508	\$529	\$550	\$572	\$595	\$618	\$643	\$669	\$696	\$822



330/S Sled Base Stacking Chair with Upholstered Inserts on Seat & Back

COM Yardage: 0.75 Yard

COM	GR1	GR2	GR3	GR4	GR5	GR6	GR7	GR8	GR9	GR10	LEA
\$543	\$581	\$604	\$628	\$653	\$680	\$707	\$735	\$764	\$795	\$827	\$977

OPTIONS

Add upcharge to list price and code to model number

FR	CA133 Fire Retardant - per yard.	\$90/yd.
MB	Moisture Barrier - Per Seat.	\$68
PC	Polished Chrome frame finish - Sled Base.	\$58
GD	Fixed Metal Ganging - per pair	\$28

GD	Plastic Ganging - per pair Sled Base	\$26
TA	Fixed Tablet Arm - Sled Base*	\$295
#196	Stacking Chair Dolly	\$483

* FA Fixed tablet arm option not available in polished chrome.

DIMENSIONS	Angle Arm Stacker
Seat Width:	18"
Seat Depth:	17"
Seat Height:	18"
Arm Height:	25.5"
Back Height:	31"
Overall Width:	22.5"
Overall Depth:	21"
Qty./Wt. per carton:	3 ea./60 lbs.



4-LEG STACKER WITH ANGLE ARMS

MODEL / DESCRIPTION / LIST PRICING



334 Stacking Chair - Nylon Shell with Angle Arms

Chair
\$566



334/SI Stacking Chair - Nylon Shell with Angle Arms - Upholstered Seat Insert

COM Yardage: 0.75 Yard

COM	GR1	GR2	GR3	GR4	GR5	GR6	GR7	GR8	GR9	GR10	LEA
\$652	\$698	\$726	\$755	\$785	\$816	\$849	\$883	\$918	\$955	\$993	\$1174



334/S Stacking Chair - Nylon Shell with Angle Arms - Upholstered Seat & Back Inserts

COM Yardage: 0.75 Yard

COM	GR1	GR2	GR3	GR4	GR5	GR6	GR7	GR8	GR9	GR10	LEA
\$737	\$789	\$820	\$853	\$887	\$923	\$960	\$998	\$1038	\$1079	\$1123	\$1327

OPTIONS

Add upcharge to list price and code to model number

FR	CA133 Fire Retardant - per yard.	\$90/yd.
MB	Moisture Barrier - Per Seat.	\$68
GD	Plastic Ganging- per pair	\$26

CAS2	2" Black Casters	\$22 each
#196	Stacking Chair Dolly	\$483

DIMENSIONS	Bar Stool	Counter Stool
Seat Width:	18"	18"
Seat Depth:	17"	17"
Seat Height:	30"	24"
Back Height:	45"	39"
Overall Width:	22.5"	22.5"
Overall Depth:	24"	24"
Qty./Wt. per carton:	3 ea./70 lbs.	3 ea./70 lbs.



STACKING
BAR STOOL

MODEL / DESCRIPTION / LIST PRICING



349 Stacking Bar Stool - Nylon Shell



Stool
\$501



349/SI Stacking Bar Stool with Upholstered Seat Insert

COM Yardage: 0.75 Yard

COM	GR1	GR2	GR3	GR4	GR5	GR6	GR7	GR8	GR9	GR10	LEA
\$588	\$629	\$654	\$680	\$708	\$736	\$765	\$796	\$828	\$861	\$895	\$1058



349/S Stacking Bar Stool with Upholstered Inserts on Seat & Back

COM Yardage: 0.75 Yard

COM	GR1	GR2	GR3	GR4	GR5	GR6	GR7	GR8	GR9	GR10	LEA
\$665	\$711	\$740	\$769	\$800	\$832	\$865	\$900	\$936	\$973	\$1012	\$1196

OPTIONS

Add upcharge to list price and code to model number

FR	CA133 Fire Retardant - per yard.	\$90/yd.
MB	Moisture Barrier - Per Seat.	\$68
PC	Polished Chrome frame finish - Bar Stool.	\$58

GD	Fixed Metal Ganging - per pair	\$28
CH	Counter Height (24" seat height)	\$28
SH	Specialty Height (any custom height)	\$28

WEBBY SWIVEL SERIES

The Webby series swivel chairs with nylon shell are available armless or with elliptical arms. Upholstered seat insert and upholstered inserts on seat and back are available. High chair kit available in two height extensions.



SWIVEL CHAIR

ORDERING INFORMATION

To Order Please Specify:

- | | |
|----------------------|--------------------------|
| 1) Series Name | 5) Epoxy Color |
| 2) Model Number | 6) Fabric Grade & Number |
| 3) Quantity | 7) Optional Items |
| 4) Nylon Shell Color | 8) Powdercoat Arm Color |

WEBBY TASK GENERAL SPECIFICATIONS

Shell

Webby has a single-piece contoured shell made of 100% nylon with natural built-in flex motion. Shell is flame retardant. Choose from 6 nylon shell color choices.

Upholstery

Upholstered seat and back inserts are applied over molded plastic and attached to nylon shell with metal T-nuts. Seat and Back can be upholstered with choice of fabric, vinyl, crypton, leather or approved COM.

Features

Swivel chairs have a gas cylinder with pneumatic height adjustment. Swivel chairs are standard with a five-star impact resistant plastic base and dual wheel casters.

Five Star

Five-star bases have gas cylinders with pneumatic height adjustment. Impact resistant plastic base in black or optional chrome base. High chair kit consists of 8" or 10" extended piston with adjustable chrome foot ring. Standard dual wheel casters or optional glides in black high impact plastic.

Chair Controls

- Swivel
- Pneumatic height adjustment
- Backward tilt - free float

COLORS / FINISHES

Nylon Shell Colors:

- | | |
|-------------|---------------|
| • Black | • Ivory |
| • Charcoal | • White |
| • Navy Blue | • Apple Green |

OPTIONS

- CODE: FR - CA133 Fire Retardant.
- CODE: MB - Moisture Barrier.
- CODE: PCS - Polished Chrome Aluminum Base and Casters.
- CODE: GC - Black Glides for 5 star base.
- CODE: HK - High Chair Kit - Specify 8" or 10" piston
- CODE: BCS - Black Aluminum Swivel Base and Casters
- CODE: 2FO - Two Fabric Option.

Series Note:

For more Webby chair models - see multipurpose seating



Glides
Detail

DIMENSIONS	Task Chair	8" Piston High Kit	10" Piston High Kit
Seat Width:	18"	18"	18"
Seat Depth:	17"	17"	17"
Seat Height:	14.5-24"	22.5-30"	25-35"
Back Height:	31-36"	34-40"	38-47"
Overall Width:	24"	24"	24"
Overall Depth:	24"	24"	24"
Qty./Wt. per carton:	1 ea./25 lbs.	1 ea./25 lbs.	1 ea./25 lbs.



SWIVEL TASK CHAIR
WITH OPTIONAL HIGH KIT

MODEL / DESCRIPTION / LIST PRICING



340 Swivel Task Chair

NYLON
\$544



340/SI Swivel Task Chair - Upholstered Seat Insert

COM Yardage: 0.75 Yard

COM	GR1	GR2	GR3	GR4	GR5	GR6	GR7	GR8	GR9	GR10	LEA
\$626	\$670	\$696	\$724	\$753	\$783	\$815	\$847	\$881	\$916	\$953	\$1126



340/S Swivel Task Chair - Upholstered Inserts on Seat & Back

COM Yardage: 0.75 Yard

COM	GR1	GR2	GR3	GR4	GR5	GR6	GR7	GR8	GR9	GR10	LEA
\$710	\$759	\$790	\$821	\$854	\$888	\$924	\$961	\$999	\$1039	\$1081	\$1278

OPTIONS

Add upcharge to list price and code to model number

FR	CA133 Fire Retardant - per yard	\$90/yd.
MB	Moisture Barrier - per seat	\$68
PCS	Polished Chrome Aluminum Base and Casters	\$90
GC	Black Glides for 5 star base	\$28

HK	High Chair Kit - Specify 8" or 10" piston	\$105
BCS	Black Aluminum Swivel Base and Casters	\$60
2FO	Two Fabric Option	\$98



WESTLAKE METAL COLLECTION

Westlake Metal offers stylish upholstered guest seating and is an environmentally preferred product.



WESTLAKE METAL ARM CHAIR



WESTLAKE METAL THREE-SEAT LOUNGE

ORDERING INFORMATION

To Order Please Specify:

- | | |
|------------------------------------|--|
| 1) Series Name | 6) Wood Stain Color / Color for Armcap |
| 2) Model Number | 7) Fabric Grade & Number |
| 3) Quantity | 8) Optional Items |
| 4) Powder Coat Color | 9) Select Tabletop |
| 5) Poly Arm Cap, Black or Charcoal | |

WESTLAKE LOUNGE GENERAL SPECIFICATIONS

Steel Frame Construction

- Built-in wall saver design.
- 1-1/4" round steel tubing, welded to steel apron.

Back

- Tongue & groove hardwood construction
- High-resiliency foam wrapped over frame

Seat

- Large webbing stretched over hardwood frame
- High resiliency foam applied and bonded

Underseat

- Steel welded frame, welded to steel apron
- Tested for **500 lbs per single seat**

Upholstery

- High resiliency foam is being used throughout
- Adjustable glides installed

COLORS / FINISHES

Metal Finish Colors:

Standard powder coat colors available.

Arm Caps:

- Westlake Metal Lounge comes with standard black or charcoal polyurethane arm caps.
- Stained wood arm caps are optional.

OPTIONS

- CODE: FR - CA133 Fire Retardant.
- CODE: MB - Moisture Barrier.
- CODE: 2FO/C - Two Fabric Option (per seat).
- CODE: WAC - Arm Caps, Solid Wood.

• WALL SAVER DESIGN
Wall saver design helps protect walls.

• SLIM PROFILE BACK
Slim profile back fits in tighter areas, ideal for waiting rooms...

• WELDED STEEL CONSTRUCTION
Features a fully welded steel substructure for the ultimate in seating strength.





Westlake Metal 2 seat and 3 seat with online tables and occasional table

arm options

STANDARD

POLYURETHANE ARM CAPS



black standard arm cap

POLYURETHANE ARM CAPS



charcoal standard arm cap

OPTIONAL

WOOD ARM CAPS



wood stained arm cap

TWO FABRIC UPHOLSTERY



DIMENSIONS	Arm Chair	Two-Seat Lounge	Two-Seat Center Arm	Three-Seat Lounge
Seat Width:	19.5"	39"	19.5" x 2	19.5" x 3
Seat Depth:	18.5"	18.5"	18.5"	18.5"
Seat Height:	18"	18"	18"	18"
Back Height:	33"	33"	33"	33"
Arm Height:	25.5"	25.5"	25.5"	25.5"
Overall Width:	23"	42.5"	44"	65.5"
Overall Depth:	25.5"	25.5"	25.5"	25.5"
Qty./Wt. per carton:	1 ea./42 lbs.	1 ea./68 lbs.	1 ea./73 lbs.	1 ea./110 lbs.



ARM CHAIR
UPHOLSTERED INSERTS

MODEL / DESCRIPTION / LIST PRICING



7800 Arm Chair

COM Yardage: Seat 1 Yd. / Back 1 Yd.

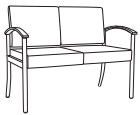
COM	GR1	GR2	GR3	GR4	GR5	GR6	GR7	GR8	GR9	GR10	LEA
\$941	\$1007	\$1047	\$1089	\$1133	\$1178	\$1225	\$1274	\$1325	\$1378	\$1434	\$1694



7800-A Add-On Seat

COM Yardage: Seat 1 Yd. / Back 1 Yd.

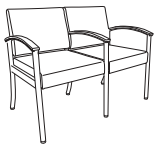
COM	GR1	GR2	GR3	GR4	GR5	GR6	GR7	GR8	GR9	GR10	LEA
\$806	\$829	\$862	\$897	\$933	\$970	\$1009	\$1049	\$1091	\$1135	\$1180	\$1395



7805 Two Seat Lounge

COM Yardage: Seat 1.5 Yds. / Back 2 Yds.

COM	GR1	GR2	GR3	GR4	GR5	GR6	GR7	GR8	GR9	GR10	LEA
\$1678	\$1796	\$1868	\$1942	\$2020	\$2101	\$2185	\$2272	\$2363	\$2458	\$2556	\$3021



7807 Two-Seat Lounge / Center Arm

COM Yardage: Seat 1.5 Yds. / Back 2 Yds.

COM	GR1	GR2	GR3	GR4	GR5	GR6	GR7	GR8	GR9	GR10	LEA
\$1792	\$1917	\$1994	\$2074	\$2157	\$2243	\$2333	\$2426	\$2523	\$2624	\$2729	\$3226



7810 Three-Seat Lounge / Center Arms

COM Yardage: Seat 2.5 Yds. / Back 2.5 Yds.

COM	GR1	GR2	GR3	GR4	GR5	GR6	GR7	GR8	GR9	GR10	LEA
\$2447	\$2618	\$2723	\$2832	\$2945	\$3063	\$3186	\$3313	\$3446	\$3584	\$3727	\$4405

OPTIONS

Add upcharge to list price and code to model number

FR	CA133 Fire Retardant per yard	\$90/yd
MB	Moisture Barrier on seat	\$125

2FO/C	2 Fabric Option	\$49 per seat
WAC	Arm Caps, Solid Wood	\$80 each

DIMENSIONS	Bariatric Chair	Patient Chair	Hip Chair
Seat Width:	30"	19.5"	19.5"
Seat Depth:	18.5"	18.5"	18.5"
Seat Height:	18"	18"	24"
Back Height:	33"	43"	38"
Arm Height:	25.5"	25.5"	31"
Overall Width:	33.5"	23"	23"
Overall Depth:	25"	25"	25"
Qty./Wt. per carton:	1 ea./53 lbs.	1 ea./ 95 lbs	1 ea./ 95 lbs



PATIENT BACK CHAIR



BARIATRIC CHAIR



HIP CHAIR

MODEL / DESCRIPTION / LIST PRICING



7812 Patient Back Chair

COM Yardage: Seat 1 Yd. / Back 1.5 Yds.

COM	GR1	GR2	GR3	GR4	GR5	GR6	GR7	GR8	GR9	GR10	LEA
\$1172	\$1254	\$1304	\$1356	\$1410	\$1467	\$1525	\$1586	\$1650	\$1716	\$1784	\$2109



7815 Bariatric

COM Yardage: Seat 1 Yd. / Back 1 Yd.

COM	GR1	GR2	GR3	GR4	GR5	GR6	GR7	GR8	GR9	GR10	LEA
\$1331	\$1424	\$1481	\$1541	\$1602	\$1666	\$1733	\$1802	\$1874	\$1949	\$2027	\$2396



7818 Hip Chair

COM Yardage: Seat 1 Yd. / Back 1 Yd.

COM	GR1	GR2	GR3	GR4	GR5	GR6	GR7	GR8	GR9	GR10	LEA
\$1588	\$1699	\$1767	\$1838	\$1911	\$1987	\$2067	\$2150	\$2236	\$2325	\$2418	\$2858

OPTIONS

Add upcharge to list price and code to model number

FR	CA133 Fire Retardant per yard	\$90/yd	2FO/C	2 Fabric Option	\$49 per seat
MB	Moisture Barrier on seat	\$125	WAC	Arm Caps, Solid Wood	\$80 each






ADD-ON TABLE



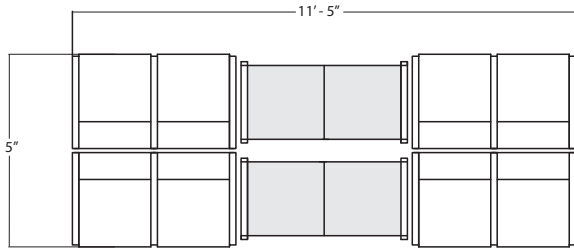
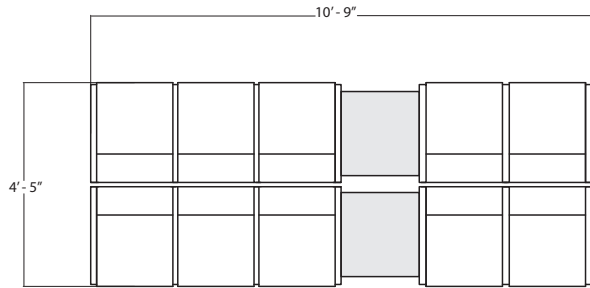
ON-LINE QUARTER ROUND TABLE

WESTLAKE METAL OCCASIONAL TABLES

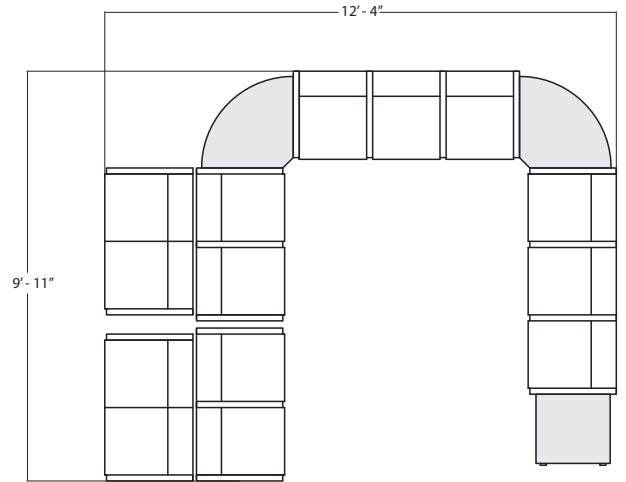
	Model Number	Model Description	Table Top Size	Table Height	Table Top Shape	Shipping Weight	LAMINATE EDGE 2B OR 3A	WOOD VENEER EDGE 8G
	7259M	Occasional	18" x 18"	15.5"	square	35 lbs	\$710	\$781
	7261M	Occasional	20" x 18"	15.5"	square	35 lbs	\$584	\$644
	7262M	Occasional	23" x 23"	15.5"	quarter round	45 lbs	\$705	\$775



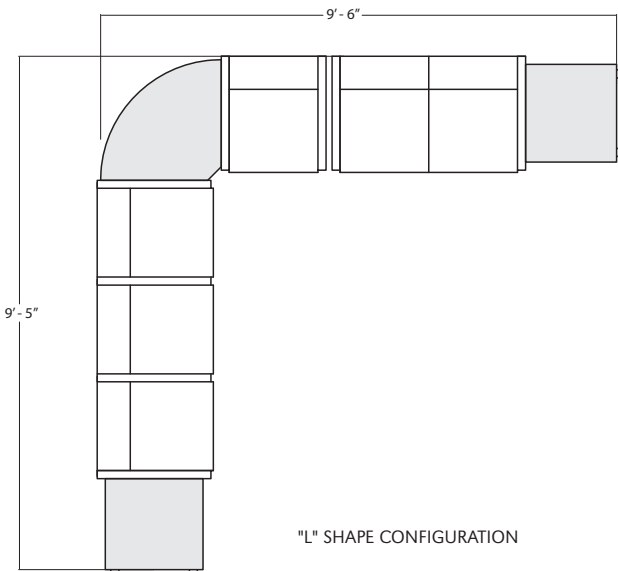
CONFIGURATIONS USING ONLINE TABLES AVAILABLE



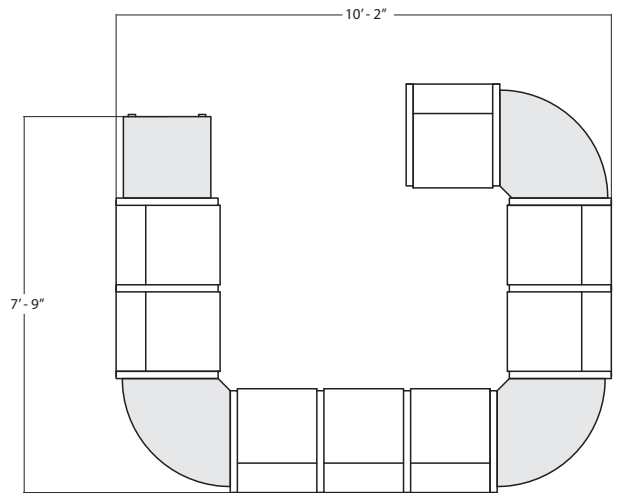
BACK-TO-BACK CONFIGURATION



"U" SHAPE CONFIGURATION



"L" SHAPE CONFIGURATION



"U" SHAPE CONFIGURATION 2

CAD Design and Engineering services per your specifications are available to customers requesting this service.
Please provide exact room dimensions, desired configuration and seating requirements and fax your order to
ERG Customer Service: 1-805-981-9878 or call toll free: 1-800-446-1186

VENTURA METAL OCCASIONAL TABLE

Ventura Metal Tables are topped with laminate, wood veneer or a solid surface on stylish steel frame which coordinates with our Ventura Metal Seating.



MIDDLE ON-LINE TABLE



QUARTER ROUND ON-LINE



END (L or R) ON-LINE TABLE


ORDERING INFORMATION

To Order Please Specify:

- 1) Series Name
- 2) Model Number
- 3) Quantity
- 4) Select Table Top Material
- 5) Select Table Top Option (Flush or Lowered)
- 6) Edge Style Selection and Color



FLUSH TOP - FT



LOWERED TOP - LT

VENTURA METAL SPECIFICATIONS

Table Tops

Laminate or solid surface table tops are .75" overall thickness finished with high pressure laminate. Acrylic table tops are 1" overall thickness. ERG offers over 1000 standard laminate choices from Nevamar, Wilsonart, Formica and Pionite. Wood veneer may be stained in transparent wood stain colors. Solid Surface top tables quoted upon request.

Frame




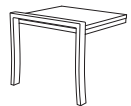

Metal table legs are made of 14 gauge 1" x 2" steel tubing. Table frames are sandblasted and finished in your choice of standard powder coat colors.

Glides

Metal self leveling glides are factory installed.

MODEL / DESCRIPTION / LIST PRICING

VENTURA METAL OCCASIONAL TABLES

	Model Number	Model Description	Table Top Size	Table Height	Table Top Shape	Shipping Weight	LAMINATE EDGE 2B OR 3A	WOOD VENEER EDGE 8G
	VM2122	Occasional	21.5" x 22"	18"	square	55 lbs	\$1002	\$1163
	VM2142	Occasional	21.5" x 42"	18"	rectangular	70 lbs	\$1380	\$1628
	VM2160	Occasional	21.5" x 60"	18"	rectangular	75 lbs	\$1526	\$1737
	VMO2120	Occasional	21.5" x 20"	15.5"	square	15 lbs	\$617	\$759
	VM2423R	Occasional	24.5" x 23"	15.5"	square	30 lbs	\$828	\$958
	VM2423L	Occasional (Right/Left - When seated)	24.5" x 23"	15.5"	square	30 lbs	\$828	\$958
	VM26Q	Occasional	26.5" x 26.5"	15.5"	quarter round	30 lbs	\$887	\$1032

OPTIONS

Add upcharge to list price and code to model number

FT	Flush Table Top	NC	LT	Lowered Table Top	NC
----	-----------------	----	----	-------------------	----



VENTURA WOOD OCCASIONAL TABLE

Ventura wood offers your choice of laminate or wood table tops built on a Maple base. Ventura Wood design coordinates with the Ventura Wood Seating.



END TABLE



COFFEE TABLE 42" or 60"



QUARTER ROUND ON-LINE

ORDERING INFORMATION

To Order Please Specify:

- 1) Series Name
- 2) Model Number
- 3) Quantity
- 4) Select Table Top Material
- 5) Edge Style Selection and Color
- 6) Wood Finish for Frame and Legs



MIDDLE ON-LINE TABLE



END (L or R) ON-LINE TABLE

VENTURA WOOD GENERAL SPECIFICATIONS

Table Tops

Laminate or solid surface table tops are .75" overall thickness finished with high pressure laminate. Acrylic table tops are 1" overall thickness. ERG offers over 1000 standard laminate choices from Nevamar, Wilsonart, Formica and Pionite. Wood veneer may be stained in transparent wood stain colors. Solid Surface top tables quoted upon request.

Frame

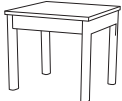
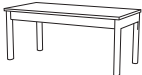

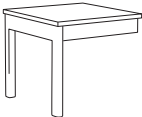

Frame and Legs are constructed of Maple, available in standard transparent wood stain colors.

Glides

Metal self leveling glides are factory installed.

MODEL / DESCRIPTION / LIST PRICING

VENTURA WOOD OCCASIONAL TABLES

	Model Number	Model Description	Table Top Size	Table Height	Table Top Shape	Shipping Weight	LAMINATE EDGE 2B OR 3A	WOOD VENEER EDGE 8G
	VW20S	Occasional	20" x 20"	18"	square	50 lbs	\$966	\$1119
	VW2042	Occasional	20" x 42"	18"	rectangular	70 lbs	\$1334	\$1507
	VW2060	Occasional	20" x 60"	18"	rectangular	75 lbs	\$1477	\$1638
	VW02120	Occasional	21.5" x 20"	15.5"	square	15 lbs	\$685	\$820
	VW20SR	Occasional	20" x 20"	15.5"	square	30 lbs	\$898	\$1040
	VW20SL	Occasional	20" x 20"	15.5"	square	30 lbs	\$898	\$1040
		(Right/Left - When seated)						
	VW26Q	Occasional	26.5" x 26.5"	15.5"	quarter round	25 lbs	\$987	\$1147



WESTLAKE METAL

Westlake Metal occasional table is built with your choice of laminate, wood veneer or solid surface top on a welded 1.25" diameter steel tube frame.



COFFEE TABLE / STRAIGHT LEGS



RECTANGULAR COFFEE TABLE CURVED LEGS

ORDERING INFORMATION

- | | |
|-----------------|--------------------------------|
| 1) Series Name | 4) Frame Finish |
| 2) Model Number | 5) Laminate / Veneer Selection |
| 3) Quantity | 6) Optional Items |

SPECIFICATIONS

Table

Table top is CARB Phase I & Phase II Compliant. Laminate, wood veneer and phenolic backing are glued with water based adhesives. Table Top is 0.75" thick.

Table Tops

ERG offers over 1000 standard laminate choices from Nevamar, Wilsonart, Formica and Pionite. Wood veneer in transparent stain colors and custom stain matching are also available. Solid Surface, 3Form Chroma and stone table tops will be quoted upon request.

Frame

The Westlake Metal features a welded 1.25" diameter steel tube frame. Frames are sandblasted prior to final powder coating in your choice of standard powder coat colors.

Glides

Factory installed steel adjustable glides included.



30" ROUND TABLE / CURVED LEGS



30" ROUND TABLE / STRAIGHT LEGS






30" ROUND TABLE / STRAIGHT LEGS



24" ROUND END TABLE / STRAIGHT LEGS

WESTLAKE METAL OCCASIONAL TABLES

	Model Number	Model Description	Table Top Size	Table Height	Table Top Shape	Shipping Weight	LAMINATE EDGE 2B OR 3A	WOOD VENEER EDGE 8G
	WM24D	Occasional	24" dia	17"	round	30 lbs	\$1202	\$1362
	WM24DT		24" dia	22"	round	40 lbs	\$1261	\$1429
	WM30D	Occasional	30" dia	17"	round	35 lbs	\$1307	\$1412
	WM30DT		30" dia	22"	round	40 lbs	\$1360	\$1465
	WM36D	Occasional	36" dia	17"	round	50 lbs	\$1412	\$1517





30" ROUND TABLE / CURVED LEGS



24" ROUND TABLE / CURVED LEGS

WESTLAKE METAL OCCASIONAL TABLES

	Model Number	Model Description	Table Top Size	Table Height	Table Top Shape	Shipping Weight	LAMINATE EDGE 2B OR 3A	WOOD VENEER EDGE 8G
	WMC24D	Occasional	24" dia	17"	round	30 lbs	\$1255	\$1412
	WMC24DT		24" dia	22"	round	40 lbs	\$1307	\$1465
	WMC30D	Occasional	30" dia	17"	round	35 lbs	\$1418	\$1465
	WMC30DT		30" dia	22"	round	40 lbs	\$1465	\$1500
	WMC36D	Occasional	36" dia	17"	round	50 lbs	\$1523	\$1573



COFFEE TABLE / STRAIGHT LEGS



SQUARE END TABLE / STRAIGHT LEGS

WESTLAKE METAL OCCASIONAL TABLES



Model Number	Model Description	Table Top Size	Table Height	Table Top Shape	Shipping Weight	LAMINATE EDGE 2B OR 3A	WOOD VENEER EDGE 8G
--------------	-------------------	----------------	--------------	-----------------	-----------------	------------------------	---------------------

WM20S	Occasional	20" x 20"	17"	square	35 lbs	\$ 1092	\$ 1201
-------	------------	-----------	-----	--------	--------	---------	---------

WM20ST		20" x 20"	22"	square	40 lbs	\$ 1147	\$ 1307
--------	--	-----------	-----	--------	--------	---------	---------



WM24S	Occasional	24" x 24"	17"	square	35 lbs	\$ 1197	\$ 1244
-------	------------	-----------	-----	--------	--------	---------	---------

WM24ST		24" x 24"	22"	square	40 lbs	\$ 1234	\$ 1286
--------	--	-----------	-----	--------	--------	---------	---------



WM2042	Occasional	20" x 42"	17"	rectangle	70 lbs	\$ 1496	\$ 1531
--------	------------	-----------	-----	-----------	--------	---------	---------

WM2060	Occasional	20" x 60"	17"	rectangle	80 lbs	\$ 1601	\$ 1638
--------	------------	-----------	-----	-----------	--------	---------	---------






RECTANGULAR COFFEE TABLE CURVED LEGS



END TABLE CURVED LEGS /
SOLID SURFACE TOP

WESTLAKE METAL OCCASIONAL TABLES

	Model Number	Model Description	Table Top Size	Table Height	Table Top Shape	Shipping Weight	LAMINATE EDGE 2B OR 3A	WOOD VENEER EDGE 8G
	WMC20S	Occasional	20" x 20"	17"	square	35 lbs	\$1208	\$1328
	WMC20ST		20" x 20"	22"	square	35 lbs	\$1271	\$1398
	WMC24S	Occasional	24" x 24"	17"	square	35 lbs	\$1268	\$1362
	WM24SCT		24" x 24"	22"	square	35 lbs	\$1335	\$1432
	WMC2042	Occasional	20" x 42"	17"	coffee table	70 lbs	\$1531	\$1684
	WMC2060		20" x 60"	17"	coffee table	80 lbs	\$1659	\$1880

WESTLAKE METAL COLLECTION
OCCASIONAL TABLES






ADD-ON TABLE



ON-LINE QUARTER ROUND TABLE

WESTLAKE METAL OCCASIONAL TABLES

	Model Number	Model Description	Table Top Size	Table Height	Table Top Shape	Shipping Weight	LAMINATE EDGE 2B OR 3A	WOOD VENEER EDGE 8G
	WMO18S	Occasional	18" x 18"	15.5"	square	35 lbs	\$710	\$781
	WMO2018	Occasional	20" x 18"	15.5"	square	35 lbs	\$584	\$644
	WMO23Q	Occasional	23" x 23"	15.5"	quarter round	45 lbs	\$705	\$775



WESTLAKE WOOD COLLECTION

Westlake offers stylish upholstered guest seating and is an environmentally preferred product. Available in single and multiple seating configurations, as well as add-on units.



WESTLAKE 2 SEAT LOUNGE / ARM CAPS



WESTLAKE THREE-SEAT LOUNGE



WESTLAKE BARIATRIC

ORDERING INFORMATION

To Order Please Specify:

- | | |
|----------------------------|---|
| 1) Series Name | 6) Edge Selection & Color |
| 2) Model Number | 7) Fabric Grade & Number |
| 3) Quantity | 8) Metal or wood apron colors for round & square tables |
| 4) Wood Stain Finish Color | 9) Optional Items |
| 5) Select Table Top | |

WESTLAKE LOUNGE GENERAL SPECIFICATIONS

Frame Construction

All hardwood frame with built-in wall saver design.

Back

Tongue & groove hardwood construction. High-resiliency foam wrapped over frame.

Seat

Large webbing stretched over hardwood frame. High resiliency foam applied and bonded.

Underseat

Steel welded frame with machine screwed attached to wood frame. Tested for **500 lbs per single seat**.

Upholstery

High resiliency foam is being used throughout. Adjustable glides optional.

COLORS / FINISHES

Wood Stain Finish Colors:

All transparent wood stain colors available.

Metal Finish Colors:

All metal Finishes for table apron available.

OPTIONS

- CODE: FR - CA133 Fire Retardant.
- CODE: MB - Moisture Barrier.
- CODE: 2FO/C - Two Fabric Option (per seat).
- CODE: PAC - Poly Arm Caps, Black or Charcoal.
- CODE: AG - Adjustable Glides (set of 4)

WESTLAKE TABLE GENERAL SPECIFICATIONS

Table Tops

Laminate or solid surface table tops are .75" overall thickness. Acrylic table tops are 1" overall thickness. ERG offers over 1000 standard laminate choices from Nevamar, Wilsonart, Formica and Pionite. Wood veneer may be stained in transparent wood stain colors. Solid Surface top tables quoted upon request.

Frame

Frame and Legs are constructed of Beech, available in standard transparent wood stain colors. 2" metal or wood apron only on round and square tables.

Glides

Metal self leveling glides are factory installed.

chair features

• WALL SAVER DESIGN
Wall saver design helps protect walls & upholstery

• SLIM PROFILE BACK
Slim profile back fits in tighter areas, ideal for waiting rooms...



• WELDED STEEL CONSTRUCTION
Features a fully welded steel substructure for the ultimate in seating strength.



Westlake Wood Arm Chair installation with tapered top coffee table with curved legs and two seat bench with on-line lowered center table

arm options

STANDARD

WOOD ARM CAPS



standard arm cap

OPTIONAL

POLYURETHANE ARM CAPS




black

POLYURETHANE ARM CAPS



charcoal

UPHOLSTERED PANEL ARMS



chair



bench

TWO FABRIC UPHOLSTERY



chair

DIMENSIONS	Arm Chair / Open Arms	Patient Back Chair
Seat Width:	19.5"	19.5"
Seat Depth:	18.5"	18.5"
Seat Height:	18"	18"
Back Height:	33"	43"
Arm Height:	25"	25"
Overall Width:	23"	23"
Overall Depth:	25"	25"
Qty./Wt. per carton:	1 ea./38 lbs.	1 ea./ 50 lbs



PATIENT BACK



ARM CHAIR
UPHOLSTERED INSERTS

MODEL / DESCRIPTION / LIST PRICING



7200 Arm Chair / Open Arms

COM Yardage: Seat 1 Yd. / Back 1 Yd.

COM	GR1	GR2	GR3	GR4	GR5	GR6	GR7	GR8	GR9	GR10	LEA
\$906	\$970	\$1009	\$1049	\$1091	\$1135	\$1180	\$1227	\$1276	\$1327	\$1380	\$1631



7200-A Add-On Arm Chair / Open Arms

COM Yardage: Seat 1 Yd. / Back 1 Yd.

COM	GR1	GR2	GR3	GR4	GR5	GR6	GR7	GR8	GR9	GR10	LEA
\$764	\$818	\$851	\$885	\$920	\$957	\$995	\$1035	\$1076	\$1119	\$1164	\$1376



7201 Arm Chair / Upholstered Panel Arms

COM Yardage: Seat/Panels 1.75 Yds. / Back 1 Yd.

COM	GR1	GR2	GR3	GR4	GR5	GR6	GR7	GR8	GR9	GR10	LEA
\$1085	\$1161	\$1208	\$1256	\$1306	\$1359	\$1413	\$1470	\$1528	\$1589	\$1653	\$1954



7204 Patient Back Chair

COM Yardage: Seat 1 Yd. / Back 1.5 Yds.

COM	GR1	GR2	GR3	GR4	GR5	GR6	GR7	GR8	GR9	GR10	LEA
\$1105	\$1182	\$1230	\$1279	\$1330	\$1383	\$1439	\$1496	\$1556	\$1618	\$1683	\$1989



7203 Patient Back Chair / Upholstered Panel Arms

COM Yardage: Seat/Panels 1.75 Yds. / Back 1.5 Yds.

COM	GR1	GR2	GR3	GR4	GR5	GR6	GR7	GR8	GR9	GR10	LEA
\$1284	\$1374	\$1429	\$1486	\$1546	\$1607	\$1672	\$1739	\$1808	\$1881	\$1956	\$2312

OPTIONS

Add upcharge to list price and code to model number

FR	CA133 Fire Retardant per yard	\$90/yd
MB	Moisture Barrier on seat	\$125
AG	Adjustable Glide (set of 4)	\$38

2FO/C	2 Fabric Option	\$49 per seat
PAC	Poly Arm Caps, Black or Charcoal	\$48 each

DIMENSIONS	Two-Seat Lounge	Two-Seat Lounge Center Arm
Seat Width:	39"	39"
Seat Depth:	18.5"	18.5"
Seat Height:	18"	18"
Back Height:	33"	33"
Arm Height:	25.5"	25.5"
Overall Width:	44.25"	44.25"
Overall Depth:	24.5"	24.5"
Qty./Wt. per carton:	1 ea./ 58 lbs	1 ea./ 58 lbs

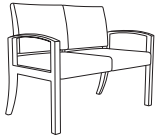


WESTLAKE TWO SEAT UPHOLSTERED PANELS



WESTLAKE TWO SEAT LOUNGE

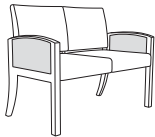
MODEL / DESCRIPTION / LIST PRICING



7202 Two Seat Lounge

COM Yardage: Seat 1.5 Yds. / Back 2 Yds.


COM	GR1	GR2	GR3	GR4	GR5	GR6	GR7	GR8	GR9	GR10	LEA
\$1588	\$1699	\$1767	\$1838	\$1911	\$1987	\$2067	\$2150	\$2236	\$2325	\$2418	\$2858



7206 Two Seat Lounge / Uph Panel Arms

COM Yardage: Seat/Panels 2.25 Yds. / Back 2 Yds.

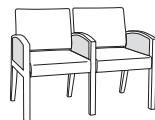
COM	GR1	GR2	GR3	GR4	GR5	GR6	GR7	GR8	GR9	GR10	LEA
\$1767	\$1891	\$1966	\$2045	\$2127	\$2212	\$2300	\$2392	\$2488	\$2587	\$2691	\$3180



7205 Two-Seat Lounge / Center Arm

COM Yardage: Seat 1.5 Yds. / Back 2 Yds.

COM	GR1	GR2	GR3	GR4	GR5	GR6	GR7	GR8	GR9	GR10	LEA
\$1730	\$1851	\$1925	\$2002	\$2082	\$2165	\$2252	\$2342	\$2436	\$2533	\$2634	\$3114



7207 Two-Seat Lounge / Center Arm / Uph Panel Arms

COM Yardage: Seat/Panels 2.25 Yds. / Back 2 Yds.

COM	GR1	GR2	GR3	GR4	GR5	GR6	GR7	GR8	GR9	GR10	LEA
\$1998	\$2138	\$2224	\$2313	\$2405	\$2501	\$2602	\$2706	\$2814	\$2926	\$3043	\$3597

OPTIONS

Add upcharge to list price and code to model number

FR	CA133 Fire Retardant per yard	\$90/yd
MB	Moisture Barrier on seat	\$125
AG	Adjustable Glide (set of 4)	\$38

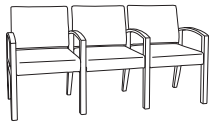
2FO/C	2 Fabric Option	\$49 per seat
PAC	Poly Arm Caps, Black or Charcoal	\$48 each

DIMENSIONS	Three-Seat Lounge / Center Arm	Bariatric
Seat Width:	55"	30"
Seat Depth:	18.5"	18.5"
Seat Height:	18"	18"
Back Height:	33"	33"
Arm Height:	25.5"	25.5"
Overall Width:	65.5"	33.5"
Overall Depth:	24.5"	24.5"
Qty./Wt. per carton:	1 ea./ 95 lbs	1 ea./ 44 lbs




WESTLAKE THREE SEAT

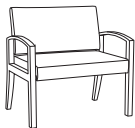
MODEL / DESCRIPTION / LIST PRICING



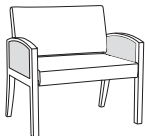
7210	Three-Seat Lounge / Center Arms / Open Arms											COM Yardage: Seat 2.5 Yds. / Back 2.5 Yds.
COM	GR1	GR2	GR3	GR4	GR5	GR6	GR7	GR8	GR9	GR10	LEA	
\$2358	\$2523	\$2624	\$2729	\$2838	\$2951	\$3069	\$3192	\$3320	\$3452	\$3591	\$4244	



7211	Three-Seat Lounge / Center Arm / Uph Panel Arms											COM Yardage: Seat/Panel 4 Yds. / Back 2.5 Yds.
COM	GR1	GR2	GR3	GR4	GR5	GR6	GR7	GR8	GR9	GR10	LEA	
\$2717	\$2907	\$3023	\$3144	\$3270	\$3401	\$3537	\$3678	\$3826	\$3979	\$4138	\$4890	



7215	Bariatric / Open Arms											COM Yardage: Seat 1 Yd. / Back 1 Yd.
COM	GR1	GR2	GR3	GR4	GR5	GR6	GR7	GR8	GR9	GR10	LEA	
\$1201	\$1285	\$1337	\$1390	\$1446	\$1504	\$1564	\$1626	\$1691	\$1759	\$1829	\$2162	



7216	Bariatric / Uph Panel Arms											COM Yardage: Seat/Panel 1.75 Yds. / Back 1 Yd.
COM	GR1	GR2	GR3	GR4	GR5	GR6	GR7	GR8	GR9	GR10	LEA	
\$1381	\$1478	\$1537	\$1599	\$1663	\$1729	\$1798	\$1870	\$1945	\$2023	\$2104	\$2486	

OPTIONS

Add upcharge to list price and code to model number

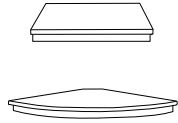
FR	CA133 Fire Retardant per yard	\$90/yd
MB	Moisture Barrier on seat	\$125
AG	Adjustable Glide (set of 4)	\$38

2FO/C	2 Fabric Option	\$49 per seat
PAC	Poly Arm Caps, Black or Charcoal	\$48 each



QUARTER ROUND ON-LINE

WESTLAKE WOOD OCCASIONAL TABLES

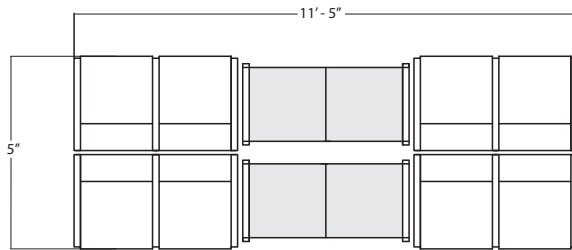
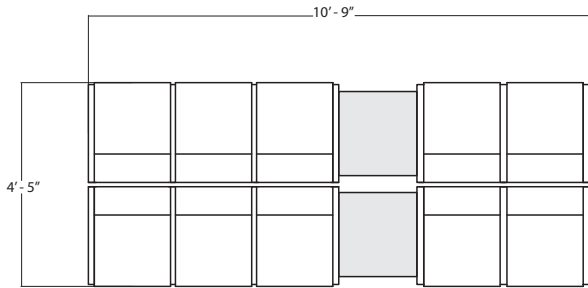


Model Number	Model Description	Table Top Size	Table Height	Table Top Shape	Shipping Weight	LAMINATE EDGE 2B OR 3A	WOOD VENEER EDGE 8G
7261W	Occasional	22" x 20"	15.5"	tapered square	35 lbs	\$562	\$618
7261WM					45 lbs	\$590	\$669
7262W	Occasional	26.5" x 26.5"	15.5"	quarter round	45 lbs	\$677	\$746
7262WM					55 lbs	\$711	\$806

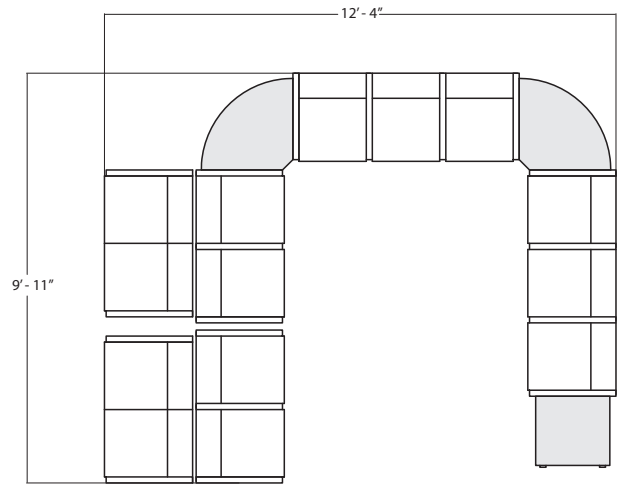
W Wood Apron WM Metal Apron



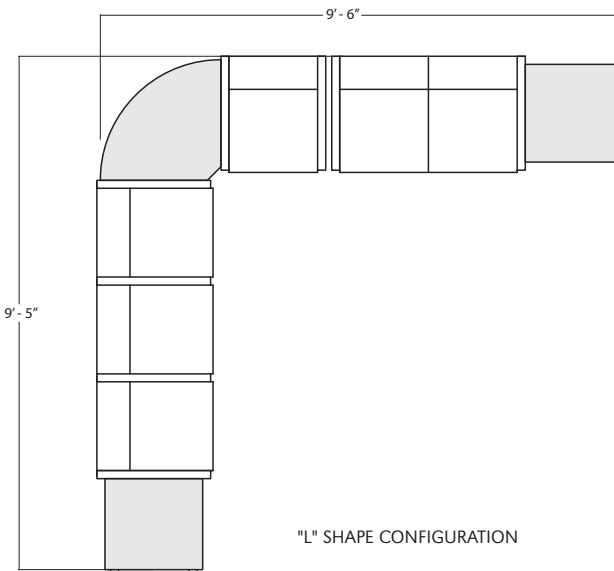
CONFIGURATIONS USING ONLINE TABLES AVAILABLE



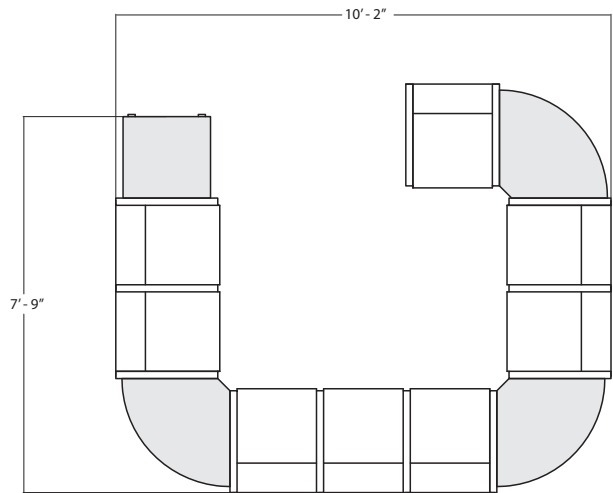
BACK-TO-BACK CONFIGURATION



"U" SHAPE CONFIGURATION



"L" SHAPE CONFIGURATION



"U" SHAPE CONFIGURATION 2

CAD Design and Engineering services per your specifications are available to customers requesting this service.
Please provide exact room dimensions, desired configuration and seating requirements and fax your order to
ERG Customer Service: 1-805-981-9878 or call toll free: 1-800-446-1186



WESTLAKE WOOD BENCH

Westlake Wood Benches offer stylish upholstered guest seating and is an environmentally preferred product which complement the Westlake multiple seating nicely.



TWO SEAT BENCH



TWO SEAT BENCH W/
CENTER ONLINE TABLE

ORDERING INFORMATION

To Order Please Specify:

- | | |
|----------------------------|---------------------------|
| 1) Series Name | 6) Edge Selection & Color |
| 2) Model Number | 7) Fabric Grade & Number |
| 3) Quantity | 8) Optional Items |
| 4) Wood Stain Finish Color | |
| 5) Select Table Laminate | |

WESTLAKE LOUNGE GENERAL SPECIFICATIONS

Frame Construction

All hardwood frame with built-in wall saver design.

Seat

Large webbing stretched over hardwood frame. High resiliency foam applied and bonded.

Underseat

Steel welded frame with machine screwed attached to wood frame.
Tested for **525 lbs per single seat.**

Upholstery

Your choice of fabric, vinyl or leather or COM.

Glides

Metal self leveling glides are factory installed.
Adjustable glides optional.

COLORS / FINISHES

Wood Stain Finish Colors:

All transparent wood stain colors available.

OPTIONS

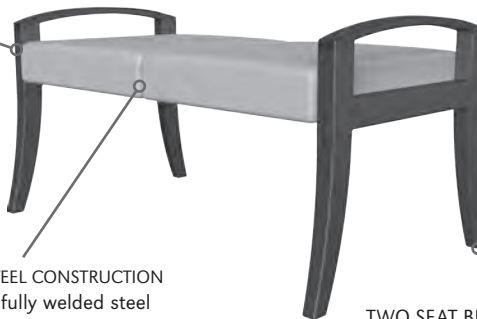
- CODE: FR - CA133 Fire Retardant.
- CODE: MB - Moisture Barrier.
- CODE: 2FO - Two Fabric Option.
- CODE: PAC - Poly Arm Caps, Black or Charcoal.
- CODE: AG - Adjustable Glides (set of 4)

bench features

• **SLIM PROFILE**
Slim profile seat and frame fits in tighter areas, ideal for waiting rooms...

• **WALL SAVER DESIGN**
Wall saver design helps protect walls & upholstery

• **WELDED STEEL CONSTRUCTION**
Features a fully welded steel substructure for the ultimate in seating strength.



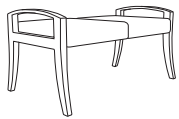
TWO SEAT BENCH

DIMENSIONS	Two Seat Bench	Three Seat Bench
Overall Height:	22"	22"
Overall Width:	45"	66"
Overall Depth:	20"	20"
Qty./Wt. per carton:	1 ea./ 45 lbs	1 ea./ 55 lbs



TWO SEAT BENCH

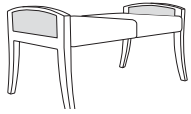
MODEL / DESCRIPTION / LIST PRICING



7228 Two Seat Bench / Curved Legs

COM Yardage: Seat 2 Yds.

COM	GR1	GR2	GR3	GR4	GR5	GR6	GR7	GR8	GR9	GR10	LEA
\$1832	\$1960	\$2038	\$2121	\$2205	\$2293	\$2385	\$2480	\$2579	\$2683	\$2790	\$3298



7229 Two Seat Bench / Uph Panel Insert / Curved Legs

COM Yardage: Seat/Panels 2.75 Yds.

COM	GR1	GR2	GR3	GR4	GR5	GR6	GR7	GR8	GR9	GR10	LEA
\$2009	\$2149	\$2235	\$2325	\$2417	\$2514	\$2614	\$2719	\$2827	\$2941	\$3059	\$3615



7230 Three Seat Bench / Curved Legs

COM Yardage: Seat 3 Yds.

COM	GR1	GR2	GR3	GR4	GR5	GR6	GR7	GR8	GR9	GR10	LEA
\$2112	\$2259	\$2349	\$2443	\$2541	\$2643	\$2748	\$2858	\$2973	\$3091	\$3215	\$3800



7231 Three Seat Bench / Uph Panel Insert / Curved Legs

COM Yardage: Seat/Panels 3.75 Yds.

COM	GR1	GR2	GR3	GR4	GR5	GR6	GR7	GR8	GR9	GR10	LEA
\$2288	\$2447	\$2545	\$2647	\$2753	\$2863	\$2978	\$3097	\$3221	\$3350	\$3483	\$4117



THREE SEAT BENCH W/
UPHOLSTERD PANEL

OPTIONS

Add upcharge to list price and code to model number

FR	CA133 Fire Retardant per yard	\$90/yd
MB	Moisture Barrier on seat	\$125
AG	Adjustable Glide (set of 4)	\$38

2FO	Two Fabric Option	\$98
PAC	Poly Arm Caps, Black or Charcoal	\$48 each

DIMENSIONS	Two Seat Bench with Lower Center Table
Overall Height:	22"
Overall Width:	66"
Overall Depth:	20"
Qty./Wt. per carton:	1 ea./ 55 lbs



(benches)

MODEL / DESCRIPTION / LIST PRICING



7232-L Two Seat Bench / Lower Center Table (Laminate) / Curved Legs

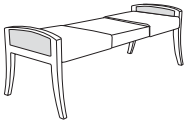
COM Yardage: Seat 2 Yds.

COM	GR1	GR2	GR3	GR4	GR5	GR6	GR7	GR8	GR9	GR10	LEA
\$2112	\$2259	\$2349	\$2443	\$2541	\$2643	\$2748	\$2858	\$2973	\$3091	\$3215	\$3800

7232-V Two Seat Bench / Lower Center Table (Veneer) / Curved Legs

COM Yardage: Seat 2 Yds.

COM	GR1	GR2	GR3	GR4	GR5	GR6	GR7	GR8	GR9	GR10	LEA
\$2461	\$2633	\$2738	\$2848	\$2961	\$3080	\$3203	\$3331	\$3464	\$3603	\$3747	\$4429



7233-L Two Seat Bench / Lower Center Table (Laminate) / Uph Panel Insert

COM Yardage: Seat/Panels 2 Yds.

COM	GR1	GR2	GR3	GR4	GR5	GR6	GR7	GR8	GR9	GR10	LEA
\$2277	\$2437	\$2535	\$2636	\$2742	\$2851	\$2965	\$3084	\$3207	\$3335	\$3469	\$4099

7233-V Two Seat Bench / Lower Center Table (Veneer) / Uph Panel Insert

COM Yardage: Seat/Panels 2.75 Yds.

COM	GR1	GR2	GR3	GR4	GR5	GR6	GR7	GR8	GR9	GR10	LEA
\$2631	\$2815	\$2927	\$3045	\$3166	\$3293	\$3425	\$3562	\$3704	\$3852	\$4007	\$4735

OPTIONS

Add upcharge to list price and code to model number

FR	CA133 Fire Retardant per yard	\$90/yd
MB	Moisture Barrier on seat	\$125
AG	Adjustable Glide (set of 4)	\$38

2FO	Two Fabric Option	\$98
PAC	Poly Arm Caps, Black or Charcoal	\$48 each



WESTLAKE WOOD

Westlake Wood occasional table is built with your choice of laminate, wood veneer or solid surface top with straight or curved tapered solid wood legs.



TAPERED TOP COFFEE TABLE / STRAIGHT LEGS



COFFEE TABLE WITH TAPERED TOP / CURVED LEGS

ORDERING INFORMATION

To Order Please Specify:

- 1) Series Name
- 2) Model Number
- 3) Quantity
- 4) Select Table Top Material
- 5) Edge Style Selection and Color
- 6) Finish color for Legs and Apron

SPECIFICATIONS

Table

Table top is CARB Phase I & Phase II Compliant. Laminate, wood veneer and phenolic backing are glued with water based adhesives. Table Top is 0.75" thick.

Table Tops

ERG offers over 1000 standard laminate choices from Nevamar, Wilsonart, Formica and Pionite. Wood veneer in transparent stain colors and custom stain matching are also available. Solid Surface, 3Form Chroma and stone table tops will be quoted upon request.

Frame

The Westlake Wood features tapered solid wood legs, either straight or curved, in your choice of standard wood stain colors. The apron is available in stain matched wood or powder coated metal.

Glides

Factory installed glides included.

OPTIONS

- CODE: W - Wood Apron (stain matched)
- CODE: WM - Metal Apron (powder coat color)



SQUARE END TABLE / STRAIGHT LEGS




ROUND TABLE / METAL APRON / CURVED LEGS



WESTLAKE WOOD OCCASIONAL TABLES



Model Number	Model Description	Table Top Size	Table Height	Table Top Shape	Shipping Weight	LAMINATE EDGE 2B OR 3A	WOOD VENEER EDGE 8G
WW24DW	Wood Apron	24" dia	17"	round	30 lbs	\$1045	\$1150
WW24DWM	Metal Apron				40 lbs	\$1102	\$1212
WW24DTW	Wood Apron	24" dia	22"	round	40 lbs	\$1097	\$1321
WW24DTWM	Metal Apron				50 lbs	\$1157	\$1429
WW30DW	Wood Apron	30" dia	17"	round	35 lbs	\$1116	\$1461
WW30DWM	Metal Apron				45 lbs	\$1173	\$1290
WW30DTW	Wood Apron	30" dia	22"	round	40 lbs	\$1271	\$1288
WW30DTWM	Metal Apron				50 lbs	\$1230	\$1353
WW36DW	Wood Apron	36" dia	17"	round	50 lbs	\$1295	\$1425
WW36DWM	Metal Apron				60 lbs	\$1359	\$1495



W Wood Apron WM Metal Apron



ROUND TABLE / METAL OR WOOD
APRON / WOOD LEGS

WESTLAKE WOOD OCCASIONAL TABLES

	Model Number	Model Description	Table Top Size	Table Height	Table Top Shape	Shipping Weight	LAMINATE EDGE 2B OR 3A	WOOD VENEER EDGE 8G
	WWC24DW	Wood Apron	24" dia	17"	round	30 lbs	\$1156	\$1272
	WWC24DWM	Metal Apron				40 lbs	\$1219	\$1341
	WWC24DTW	Wood Apron	24" dia	22"	round	40 lbs	\$1214	\$1335
	WWC24DTWM	Metal Apron				50 lbs	\$1280	\$1408
	WWC30DW	Wood Apron	30" dia	17"	round	35 lbs	\$1250	\$1374
	WWC30DWM	Metal Apron				45 lbs	\$1313	\$1486
	WWC30DTW	Wood Apron	30" dia	22"	round	40 lbs	\$1311	\$1443
	WWC30DTWM	Metal Apron				50 lbs	\$1377	\$1560
	WWC36DW	Wood Apron	36" dia	17"	round	50 lbs	\$1449	\$1594
	WWC36DWM	Metal Apron				60 lbs	\$1521	\$1724

W Wood Apron WM Metal Apron



SQUARE END TABLE / STRAIGHT LEGS


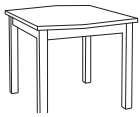


END TABLE / TWO CURVED LEGS

WESTLAKE WOOD OCCASIONAL TABLES



	Model Number	Model Description	Table Top Size	Table Height	Table Top Shape	Shipping Weight	LAMINATE EDGE 2B OR 3A	WOOD VENEER EDGE 8G
	WW20SW	Wood Apron	20" x 20"	17"	square	30 lbs	\$998	\$1098
	WW20SWM	Metal Apron				40 lbs	\$1048	\$1153
	WW20STW	Wood Apron	20" x 20"	22"	square	35 lbs	\$1048	\$1153
	WW20STWM	Metal Apron				45 lbs	\$1100	\$1210
	WW24SW	Wood Apron	24" x 24"	17"	square	35 lbs	\$1092	\$1201
	WW24SWM	Metal Apron				45 lbs	\$1147	\$1299
	WW24STW	Wood Apron	24" x 24"	22"	square	40 lbs	\$1147	\$1261
	WW24STWM	Metal Apron				50 lbs	\$1204	\$1364
	WW24TSW	Wood Apron	24" x 24"	17"	tapered square	35 lbs	\$1201	\$1321
	WW24TSWM	Metal Apron				45 lbs	\$1261	\$1429
	WW24TSTW	Wood Apron	24" x 24"	22"	tapered square	40 lbs	\$1306	\$1436
	WW24TSTWM	Metal Apron				50 lbs	\$1371	\$1553
	WWC20SW	Wood Apron	20" x 20"	17"	square	30 lbs	\$1176	\$1294
	WWC20SWM	Metal Apron				40 lbs	\$1235	\$1400
	WWC24SW	Wood Apron	24" x 24"	17"	square	35 lbs	\$1235	\$1359
	WWC24SWM	Metal Apron				45 lbs	\$1297	\$1470



W Wood Apron WM Metal Apron



COFFEE TABLE TAPERED TOP AND STRAIGHT LEGS



SQUARE TOP CURVED LEGS
WITH SOLID SURFACE

WESTLAKE WOOD OCCASIONAL TABLES

	Model Number	Model Description	Table Top Size	Table Height	Table Top Shape	Shipping Weight	LAMINATE EDGE 2B OR 3A	WOOD VENEER EDGE 8G
	WWC24SW	Wood Apron	24" x 24"	17"	square	35 lbs	\$1208	\$1328
	WWC24SWM	Metal Apron				45 lbs	\$1268	\$1436
	WWC24STW	Wood Apron	24" x 24"	22"	square	35 lbs	\$1271	\$1398
	WWC24STWM	Metal Apron				45 lbs	\$1335	\$1512
	WWC24TSW	Wood Apron	24" x 24"	17"	tapered square	35 lbs	\$1250	\$1374
	WWC24TSWM	Metal Apron				45 lbs	\$1313	\$1486
	WWC24TSTW	Wood Apron	24" x 24"	22"	tapered square	35 lbs	\$1323	\$1455
	WWC24TSTWM	Metal Apron				45 lbs	\$1389	\$1574
	WW2042W	Wood Apron	20" x 42"	17"	coffee table	70 lbs	\$1531	\$1684
	WW2042WM	Metal Apron				80 lbs	\$1608	\$1822
	WW2060W	Wood Apron	20" x 60"	17"	coffee table	80 lbs	\$1659	\$1880
	WW2060WM	Metal Apron				90 lbs	\$1742	\$2033

W Wood Apron WM Metal Apron



TAPERED TOP COFFEE TABLE AND CURVED LEGS



QUARTER ROUND ON-LINE TABLE

WESTLAKE WOOD OCCASIONAL TABLES

Model Number	Model Description	Table Top Size	Table Height	Table Top Shape	Shipping Weight	LAMINATE EDGE 2B OR 3A	WOOD VENEER EDGE 8G	
	WWC2042TRW	Wood Apron	20" x 42"	17"	tapered rectangle	70 lbs	\$1636	\$1800
	WWC2042TRWM	Metal Apron				80 lbs	\$1718	\$1947
	WWC2060TRW	Wood Apron	20" x 60"	17"	tapered rectangle	80 lbs	\$1741	\$1915
	WWC2060TRWM	Metal Apron				90 lbs	\$1828	\$2071
	WWC20TSW	Wood Apron	20" x 20"	15.5"	tapered square	35 lbs	\$683	\$751
	WWC20TSWM	Metal Apron				45 lbs	\$717	\$813
	WWC24TSW	Wood Apron	24" x 24"	15.5"	tapered square	45 lbs	\$730	\$803
	WWC24TSWM	Metal Apron				55 lbs	\$767	\$868
 	WW2220TSW	Wood Apron	22" x 20"	15.5"	tapered square	35 lbs	\$562	\$618
	WW2220TSWM	Metal Apron				45 lbs	\$590	\$669
	WW26QW	Wood Apron	26.5" x 26.5"	15.5"	quarter round	45 lbs	\$677	\$746
	WW26QWM	Metal Apron				55 lbs	\$711	\$806

W Wood Apron WM Metal Apron



END TABLE



SQUARE TOP CURVED LEGS
WITH SOLID SURFACE



END (L or R) ON-LINE TABLE



ALL ROUND OCCASIONAL TABLES
FEATURE A METAL APRON RING

COFFEE TABLE 42" or 60"



RECTANGULAR COFFEE
TABLE FEATURES A
TAPERED TOP



TAPERED TOP COFFEE
TABLES



SQUARE END TABLE / STRAIGHT LEGS



QUARTER ROUND ON-LINE TABLE



ON-LINE MIDDLE TABLE



STRAIGHT LEG END TABLE
FEATURES A TAPERED TOP



WOBURN COLLECTION

Woburn offers stylish upholstered guest seating and is an environmentally preferred product. Available in single and multiple seating configurations, as well as add-on units.



WOBURN ADD-ON CHAIR



WOBURN THREE-SEAT LOUNGE

ORDERING INFORMATION

To Order Please Specify:

- | | |
|-----------------|----------------------------|
| 1) Series Name | 4) Wood Stain Finish Color |
| 2) Model Number | 5) Fabric Grade & Number |
| 3) Quantity | 6) Optional Items |

WOBURN LOUNGE GENERAL SPECIFICATIONS

Frame Construction

The frame is made of 100% solid hardwood with tongue & groove construction, stapled and reinforced with welded steel frame seating support. Wall-saver design is built-in to protect walls.

Upholstery

Seat is made with large expandable webbing sheet that is fully wrapped in 2" high resiliency block foam and top is covered in special bonded polyester Dacron fiber to protect the final upholstery. For upholstery options choose from fabric, vinyl, crypton, leather or approved COM.

Back is 100% hardwood frame again fully wrapped in 2" high resiliency block foam and top is covered in special bonded polyester Dacron fiber to protect the final upholstery. ERG uses only water based glues and adhesives in our upholstery process.

Glides

All frames come with factory installed self leveling steel glides.

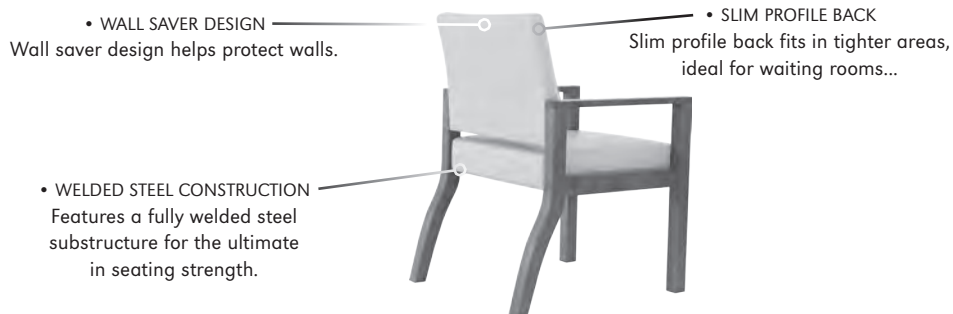
COLORS / FINISHES

Wood Stain Finish Colors:

All transparent wood stain colors available.

OPTIONS

- CODE: FR - CA133 Fire Retardant.
- CODE: MB - Moisture Barrier.
- CODE: 2FO/C - Two Fabric Option (per seat).
- CODE: PAC - Poly Arm Caps, Black or Charcoal.



DIMENSIONS	Arm Chair	Bariatric Chair	Two-Seat Lounge	Three-Seat Lounge	Add-on Chair	Add-on Bariatric Chair
Seat Width:	19.5"	30"	19.5"	19.5"	19.5"	30"
Seat Depth:	18.25"	18.25"	18.25"	18.25"	18.25"	18.25"
Seat Height:	18.5"	18.5"	18.5"	18.5"	18.5"	18.5"
Back Height:	33"	33"	33"	33"	33"	33"
Arm Height:	23.75"	23.75"	23.75"	23.75"	23.75"	23.75"
Overall Width:	23"	33.5"	44.25"	66"	23"	31.75"
Overall Depth:	25"	25"	25"	25"	25"	25"
Qty./Wt. per carton:	1 ea./ 38 lbs	1 ea./ 44 lbs	1 ea./ 58 lbs	1 ea./ 95 lbs	1 ea./ 30 lbs	1 ea./ 40 lbs



WOBURN BARIATRIC


MODEL / DESCRIPTION / LIST PRICING



7100 Arm Chair

COM Yardage: Seat 1 Yd / Back 1 Yd.


COM	GR1	GR2	GR3	GR4	GR5	GR6	GR7	GR8	GR9	GR10	LEA
\$851	\$910	\$947	\$984	\$1024	\$1065	\$1107	\$1152	\$1198	\$1246	\$1296	\$1531



7105 Two-Seat Lounge

COM Yardage: Seat 1.5 Yds. / Back 2 Yds.

COM	GR1	GR2	GR3	GR4	GR5	GR6	GR7	GR8	GR9	GR10	LEA
\$1531	\$1638	\$1704	\$1772	\$1843	\$1916	\$1993	\$2073	\$2156	\$2242	\$2332	\$2756



7110 Three-Seat Lounge

COM Yardage: Seat 2.5 Yds. / Back 2.5 Yds.

COM	GR1	GR2	GR3	GR4	GR5	GR6	GR7	GR8	GR9	GR10	LEA
\$2211	\$2366	\$2461	\$2559	\$2662	\$2768	\$2879	\$2994	\$3114	\$3238	\$3368	\$3980



7115 Bariatric Chair

COM Yardage: Seat 1 Yd. / Back 1 Yd.

COM	GR1	GR2	GR3	GR4	GR5	GR6	GR7	GR8	GR9	GR10	LEA
\$1125	\$1203	\$1252	\$1302	\$1354	\$1408	\$1464	\$1523	\$1584	\$1647	\$1713	\$2025



7120 Add-on Arm Chair

COM Yardage: Seat 1 Yd. / Back 1 Yd.

COM	GR1	GR2	GR3	GR4	GR5	GR6	GR7	GR8	GR9	GR10	LEA
\$736	\$788	\$819	\$852	\$886	\$921	\$958	\$996	\$1036	\$1078	\$1121	\$1325



7125 Add-on Bariatric Chair

COM Yardage: Seat 1 Yd. / Back 1 Yd.

COM	GR1	GR2	GR3	GR4	GR5	GR6	GR7	GR8	GR9	GR10	LEA
\$988	\$1057	\$1100	\$1144	\$1189	\$1237	\$1287	\$1338	\$1392	\$1447	\$1505	\$1779

OPTIONS

Add upcharge to list price and code to model number

FR	CA133 Fire Retardant per yard	\$90/yd
MB	Moisture Barrier on seat	\$125

2FO/C	2 Fabric Option	\$49 per seat
PAC	Poly Arm Caps, Black or Charcoal	\$48 each