

ERG international



REWIND



ELLIOT



FRANKY SLIM



PARMA



MALIBU

SEATING • TABLES

JULY 1, 2015
PRICE LIST AND WORKBOOK

1-800-446-1186
www.ERGinternational.com



QUICK SHIP 3

MULTIPURPOSE SEATING 15

CHILDRENS SECTION 157

MULTIPLE SEATING 167

SWIVEL SEATING 189

BANQUETTES 207

CLUSTER SEATING 240

LOUNGE 253

MODULAR 335

BEAM SEATING 446

BENCHES • OTTOMANS 455

TABLES 491

OCCASIONAL TABLES 607

ACCESSORIES 681



Contract Number: GS-29F-0229D

For more information on ordering from Federal Acquisition Service click on the FSS Schedules button at <http://www.gsa.gov/fas>
 Contract Period: Good through May 30, 2016 (New Contract being evaluated)

Contractor's name, address and phone/fax numbers, email & website:

Ergonom Corporation dba ERG INTERNATIONAL
 361 North Bernoulli Circle
 Oxnard, California 93030
 Toll Free Phone 800-446-1186
 Phone: 805-981-9978 Fax: 805-981-9878 • Email: sales@erginternational.com • Website: www.erginternational.com

CUSTOMER INFORMATION

- 1a. Table of awarded special item numbers:
 - 711-11 Tables & Accessories – July 2015 ERG Seating & Tables Price List
 - 711-12 System Type Tables & Accessories – July 2015 ERG Seating & Tables Price List
 - 711-16 Upholstered Seating – July 2015 ERG Seating & Tables Price List
 - 711-17 Multiple Seating – July 2015 ERG Seating & Tables Price List
 - 711-18 Multipurpose Seating – July 2015 ERG Seating & Tables Price List
 - 711-19 Stacking Chairs & Chair Dollies – July 2015 ERG Seating & Tables Price List
- 1b. Identification of lowest priced model number. Shown are minimum purchases net prices:
 - 711-11: Leg Wire Management - Model LWM-01-B = \$26.10
 - 711-12: Brandon Table 18"x 36" - Model BR1836/G1 = \$225.45
 - 711-16: Raven Single Modular Lounge - Model 8302/G1 = \$489.60
 - 711-17: Delfi 2-Seater Multiple - Model 4202-DEL = \$880.20
 - 711-18: Vali 4-Leg Guest Chair - Model 220/G1 = \$160.65
 - 711-19: Strike 4-Leg Stack Chair - Model 5070 = \$100.35
2. Maximum order: \$1,000,000.00 Net.
3. Minimum order: \$500.00 Net.
4. Geographic Coverage: ERG Packages for shipments throughout the continental United States.
5. Point of production: ERG International, Oxnard, California USA manufacturing facilities.
6. Discount from list prices: 55% Off
7. Quantity discounts: None Available
8. Prompt payment terms: Net 30.
9. Government credit cards: Yes.
10. Foreign items: None
- 11a. Time of delivery: 4-8 Weeks .
- 11b. Expedited delivery: 10-Day Quick Ship Program.
12. F.O.B. point: Origin. Freight is Prepaid and invoiced.
13. Ordering address: same as above.
14. Payment address: same as above.
15. Warranty provision: ERG's commercial LIFETIME (frame & foam) & (10) Year limited warranty for defects in materials and workmanship.
16. Export packing charge: Quoted upon request.
17. Government purchase card: Visa & MC Accepted. No additional discount.
18. Terms and conditions of rental, maintenance and repair: Not applicable.
19. Terms and conditions of installation: Net 30 days. Cost of installation will be quoted separately.
20. Terms and conditions of repair parts: Parts prices quoted are net. Same terms apply.
- 20a. Terms and conditions of any other services: Not applicable.
21. List of service and distribution points: Not applicable
22. List of participating dealers: Call ERG for Participating Dealers in your area.
23. Not applicable.
24. Year 2000 (Y2K) compliant: Yes
25. Environmental attributes: Please refer to ERG's Green Statement / No chemicals used, ONLY water based finishes.
26. Data Universal Number System (DUNS) number: 02 842 7920



QUICK SHIP PROGRAM 10 WORKING DAYS

Terms & Conditions

Select from the product series listed on the following pages to find specific models available “ONLY” in the ERG Quick ship program.

Orders for product on ERG Quick ship must clearly state: QUICK SHIP (please print on first line of order).

Choose from only the fabrics, laminates, edges and wood/metal finish colors listed in this schedule (see pp. 9-10).

Quick ship products ship within 10 business days of receipt of a clean, credit approved purchase order.
Transit time not included in the 10 days, FOB - Oxnard, CA

Lead-times will be acknowledged from the date orders are determined to be “clean”.

Once order has been entered, changes are not allowed under any circumstances.

Freight charges will be added based on the standard ERG freight program.

ORDERING INFORMATION

To Order Please Specify:

- 1) Series Name
- 2) Model Number
- 3) Quantity
- 4) Wood Stain Finish Color
- 5) Frame Color
- 6) Optional Items

MULTI-PURPOSE | CAFE SEATING | WOOD PLY SHELL | MAX QUANTITY 24



Benton
1350 Café Chair
Standard in Polished Chrome

| | |
|----------------------------|-------|
| Chair | \$394 |
| SF - Powder Coat up charge | \$38 |



Benton
1352 Tall Back Bar Stool
Standard in Polished Chrome

| | |
|----------------------------|-------|
| Chair | \$499 |
| SF - Powder Coat up charge | \$58 |



Dekko
744 Café Chair
Standard in Powder Coat

| | |
|--------------------------------|-------|
| Chair | \$431 |
| PC - Polished Chrome up charge | \$38 |



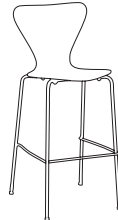
Dekko
752 Tall Back Bar Stool
Standard in Powder Coat

| | |
|--------------------------------|-------|
| Chair | \$566 |
| PC - Polished Chrome up charge | \$38 |



Mylo
1300 Café Chair | Natural Stain Only
Standard in Polished Chrome

| | |
|----------------------------|-------|
| Chair | \$300 |
| SF - Powder Coat up charge | \$38 |



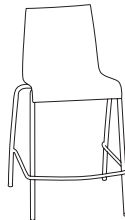
Mylo
1301 Tall Back Bar Stool | Natural Stain Only
Standard in Polished Chrome

| | |
|----------------------------|-------|
| Chair | \$431 |
| SF - Powder Coat up charge | \$58 |



Pento
927 Café Chair
Standard in Powder Coat

| | |
|--------------------------------|-------|
| Chair | \$524 |
| PC - Polished Chrome up charge | \$38 |



Pento
937 Tall Back Bar Stool
Standard in Powder Coat

| | |
|--------------------------------|-------|
| Chair | \$645 |
| PC - Polished Chrome up charge | \$58 |

Shell Finish: Natural Maple or Medium Walnut
Frame Finish: Brushed Aluminum • Black Semi-Gloss • Lt Bronze Textured • Polished Chrome (Where Applicable)
No Cutouts or Laser Engraving Available on This Program.

ORDERING INFORMATION

To Order Please Specify:

- 1) Series Name
- 2) Model Number
- 3) Quantity
- 4) Poly Shell Color
- 5) Frame Color
- 6) Optional Items

MULTI-PURPOSE | CAFE SEATING | PLASTIC SHELL | MAX QUANTITY 36



Delfi
083 Stacking Chair
Standard in Powder Coat

Chair
\$255
PC - Polished Chrome up charge \$38



Delfi
083H Stacking Bar Stool
Standard in Powder Coat

Chair
\$487
PC - Polished Chrome up charge \$58



Rewind
7600 Stacking Chair
Standard in Polished Chrome

Chair
\$245
SF - Powder Coat upcharge \$38



Rewind
7616 Stacking Bar Stool
Standard in Polished Chrome

Chair
\$461
SF - Powder Coat up charge \$58



Strike
5070 Stacking Chair
Standard in Polished Chrome

Chair
\$223
SF - Powder Coat upcharge \$38



Strike
5077 Stacking Bar Stool
Standard in Polished Chrome

Chair
\$454
SF - Powder Coat up charge \$58



Webby
333 Stacking Chair
Standard in Powder Coat

Chair
\$309
PC - Polished Chrome up charge \$38



Webby
349 Stacking Bar Stool
Standard in Powder Coat

Stool
\$501
PC - Polished Chrome up charge \$58

Shell Finish: All Colors

Frame Finish: Brushed Aluminum • Black Semi-Gloss • Lt Bronze Textured • Polished Chrome (Where Applicable)
No Cutouts or Laser Engraving Available on This Program.

ORDERING INFORMATION

To Order Please Specify:

- 1) Series Name
- 2) Model Number
- 3) Quantity
- 4) Wood Stain Finish Color
- 5) Frame Color
- 6) Optional Items

MULTI-PURPOSE | CAFE SEATING | ELLIOT & FORAY | MAX QUANTITY 36



Elliot
6260 Café Chair
Standard in Polished Chrome

Chair
\$216

| | |
|----------------------------|------|
| SF - Powder Coat up charge | \$38 |
|----------------------------|------|



Elliot
6264 Bar Stool
Standard in Polished Chrome

Chair
\$377

| | |
|----------------------------|------|
| SF - Powder Coat up charge | \$58 |
|----------------------------|------|



Elliot
6283 Café Chair
Standard in Polished Chrome

Chair
\$406

| | |
|----------------------------|------|
| SF - Powder Coat up charge | \$38 |
|----------------------------|------|



Elliot
6273 Bar Stool
Standard in Polished Chrome

Chair
\$566

| | |
|----------------------------|------|
| SF - Powder Coat up charge | \$58 |
|----------------------------|------|



Foray
6240 Café Chair
Standard in Polished Chrome

Chair
\$257

| | |
|----------------------------|------|
| SF - Powder Coat up charge | \$38 |
|----------------------------|------|



Foray
6242 Bar Stool
Standard in Polished Chrome

Chair
\$415

| | |
|----------------------------|------|
| SF - Powder Coat up charge | \$58 |
|----------------------------|------|

Shell Finish: All Colors

Frame Finish: Brushed Aluminum • Black Semi-Gloss • Lt Bronze Textured • Polished Chrome (Where Applicable)

Wood Stain Leg Finish (Elliot Only): Ultra Clear Maple • Medium Walnut

No Cutouts or Laser Engraving Available on This Program.




ORDERING INFORMATION

To Order Please Specify:

- 1) Series Name
- 2) Model Number
- 3) Quantity
- 4) Wood Stain Finish Color
- 5) Frame Color
- 6) Optional Items


LOUNGE | MAX QUANTITY 8 | ONE SEAT UNITS ONLY



Ashton
606 Single Seat Lounge (Armless)
Standard in Powder Coat

| GR2 | GR3 | GR4 | GR5 | GR8 |
|--------|--------|--------|--------|--------|
| \$1260 | \$1310 | \$1362 | \$1417 | \$1594 |


| | |
|------------------------------|------|
| PC - Polish Chrome up charge | \$65 |
|------------------------------|------|



Flair
3495 Arm Chair - fully upholstered
Standard in Polished Chrome or Aluminum

| GR2 | GR3 | GR4 | GR5 | GR8 |
|--------|--------|--------|--------|--------|
| \$1733 | \$1802 | \$1874 | \$1949 | \$2193 |

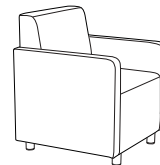
| | |
|----------------------------|------|
| SF - Powder Coat up charge | \$48 |
| WOD - Wood Leg up charge | \$96 |



Malibu
3900 Single Seat Lounge
Standard in Powder Coat

| GR2 | GR3 | GR4 | GR5 | GR8 |
|--------|--------|--------|--------|--------|
| \$1676 | \$1743 | \$1812 | \$1885 | \$2120 |

| | |
|--------------------------------|-------|
| PC - Polished Chrome up charge | \$140 |
| WOD - Wood Leg up charge | \$96 |



Raven
8403 Single Seat Lounge
Standard in Powder Coat

| GR2 | GR3 | GR4 | GR5 | GR8 |
|--------|--------|--------|--------|--------|
| \$1788 | \$1956 | \$2093 | \$2240 | \$2702 |

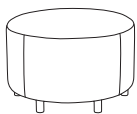
| | |
|--------------------------------|------|
| PC - Polished Chrome up charge | \$90 |
| WOD - Wood Leg up charge | \$96 |

Wood Legs: Natural Maple or Medium Walnut

Metal Legs: Brushed Aluminum • Black Semi-Gloss • Lt Bronze Textured • Polished Chrome (Where Applicable)

Fabrics: See page 9 (Two fabric option not available on quick ship items)

OTTOMANS | MAX QUANTITY 6

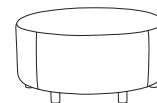


Raven
8341 18" Round Ottoman with Legs

| GR2 | GR3 | GR4 | GR5 | GR8 |
|--------|--------|--------|--------|--------|
| \$1122 | \$1248 | \$1374 | \$1500 | \$1878 |

8339 24" Round Ottoman with Legs

| GR2 | GR3 | GR4 | GR5 | GR8 |
|--------|--------|--------|--------|--------|
| \$1268 | \$1394 | \$1520 | \$1646 | \$2024 |



Raven
8340 30" Round Ottoman with Legs

| GR2 | GR3 | GR4 | GR5 | GR8 |
|--------|--------|--------|--------|--------|
| \$1650 | \$1776 | \$1902 | \$2028 | \$2406 |

8342 36" Round Ottoman with Legs

| GR2 | GR3 | GR4 | GR5 | GR8 |
|--------|--------|--------|--------|--------|
| \$1933 | \$2059 | \$2185 | \$2311 | \$2689 |

Wood Legs: Natural Maple or Medium Walnut

Metal Legs: Brushed Aluminum • Black Semi-Gloss • Lt Bronze Textured • Polished Chrome (Where Applicable)

Fabrics: See page 9 (Two fabric option not available on quick ship items)



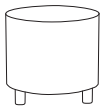
ORDERING INFORMATION

To Order Please Specify:

- 1) Series Name
- 2) Model Number
- 3) Quantity
- 4) Wood Stain Finish Color
- 5) Frame Color
- 6) Optional Items

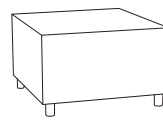
TABLES | OCCASIONAL | MAX QUANTITY 4

Cabana Round



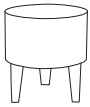
| Model Number | Table Top Size | Table Height | LAMINATE |
|------------------------------|----------------|--------------|----------|
| CAB18D | 18" dia. | 17" | \$903 |
| CAB24D | 24" dia. | 17" | \$1013 |
| PC - Polish Chrome up charge | | | \$90 |

Cabana Square



| Model Number | Table Top Size | Table Height | LAMINATE |
|------------------------------|----------------|--------------|----------|
| CAB18S | 18" x 18" | 17" | \$971 |
| CAB24S | 24" x 24" | 17" | \$1187 |
| PC - Polish Chrome up charge | | | \$90 |

Duncan



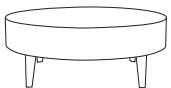
| Model Number | Table Top Size | Table Height | LAMINATE |
|--------------------------------|----------------|--------------|----------|
| 3954 | 18" dia. | 18" | \$1176 |
| PC - Polished Chrome up charge | | | \$105 |
| WOD - Wood Leg up charge | | | \$72 |

Duncan



| Model Number | Table Top Size | Table Height | LAMINATE |
|--------------------------------|----------------|--------------|----------|
| 3955 | 18" x 18" | 18" | \$1260 |
| PC - Polished Chrome up charge | | | \$140 |
| WOD - Wood Leg up charge | | | \$96 |

Duncan



| Model Number | Table Top Size | Table Height | LAMINATE |
|--------------------------------|----------------|--------------|----------|
| 3957 | 24" dia. | 18" | \$1360 |
| PC - Polished Chrome up charge | | | \$140 |
| WOD - Wood Leg up charge | | | \$96 |

Laminate: See Page 10

Wood Legs: Natural Maple or Medium Walnut

Legs: Brushed Aluminum • Black Semi-Gloss • Lt Bronze Textured • Polished Chrome (Where Applicable)

Stain: Natural Maple or Medium Walnut

ORDER INFORMATION

- 1) Series Name
- 2) Model Number
- 3) Size
- 4) Quantity
- 5) Laminate Selection and No.
- 6) Edge Style Code and Color
- 7) Frame Color
- 8) Optional Items

TABLES | CAFE | MAX QUANTITY 18



Brandon

| Model Number | Table Top Size | Base Spread | | |
|--------------|----------------|-------------|-------|-------|
| | | | GRP 2 | GRP 3 |
| BR30D | 30" Dia. | 26"- X | \$584 | \$677 |



Brandon

| Model Number | Table Top Size | Base Spread | | |
|--------------|----------------|-------------|-------|-------|
| | | | GRP 2 | GRP 3 |
| BR36D | 36" Dia. | 32"- X | \$692 | \$806 |
| BR42D | 42" Dia. | 32"- X | \$819 | \$966 |



Brandon

| Model Number | Table Top Size | Base Spread | | |
|--------------|----------------|-------------|-------|-------|
| | | | GRP 2 | GRP 3 |
| BR30S | 30" Sq. | 26"- X | \$550 | \$644 |



Brandon

| Model Number | Table Top Size | Base Spread | | |
|--------------|----------------|-------------|-------|-------|
| | | | GRP 2 | GRP 3 |
| BR36S | 36" Sq. | 32"- X | \$698 | \$815 |



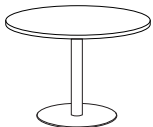
Brandon | Bar Height

| Model Number | Table Top Size | Base Spread | | |
|--------------|----------------|-------------|-------|-------|
| | | | GRP 2 | GRP 3 |
| BRH24D | 24" Dia. | 22"- X | \$719 | \$791 |



Brandon | Bar Height

| Model Number | Table Top Size | Base Spread | | |
|--------------|----------------|-------------|-------|-------|
| | | | GRP 2 | GRP 3 |
| BRH30D | 30" Dia. | 26"- X | \$776 | \$869 |



Corsa

| Model Number | Table Top Size | Base Spread | | |
|----------------------------|----------------|-------------|-------|-------|
| | | | GRP 2 | GRP 3 |
| COR30D | 30" Dia. | 22" | \$524 | \$613 |
| COR36D | 36" Dia. | 22" | \$600 | \$707 |
| COR42D | 42" Dia. | 22" | \$715 | \$856 |
| SF - Powder Coat up charge | | | \$60 | |



Corsa


| Model Number | Table Top Size | Base Spread | | |
|----------------------------|----------------|-------------|-------|-------|
| | | | GRP 2 | GRP 3 |
| COR30S | 30" Sq. | 22" | \$516 | \$605 |
| COR36S | 36" Sq. | 22" | \$608 | \$719 |
| SF - Powder Coat up charge | | | \$60 | |

Total Combined Tables of 28 (Can Be Mixed)
Powder Coat: Brushed Aluminum • Black Semi-Gloss • Lt Bronze Textured
Laminate: See page 10 • **Edge:** 3mm See page 10.

ORDER INFORMATION


- 1) Series Name
- 2) Model Number
- 3) Size
- 4) Quantity
- 5) Laminate Selection and No.
- 6) Edge Style Code and Color
- 7) Frame Color
- 8) Optional Items

TABLES | CAFE | MAX QUANTITY 18




Corsa | Bar Height

| Model Number | Table Top Size | Base Spread | Price | |
|----------------------------|----------------|-------------|-------|-------|
| | | | GRP 2 | GRP 3 |
| CORH24D | 24" Dia. | 22" | \$565 | \$632 |
| CORH30D | 30" Dia. | 22" | \$630 | \$719 |
| SF - Powder Coat up charge | | \$60 | | |




Luna

| Model Number | Table Top Size | Base Spread | Price | |
|--------------|----------------|-------------|-------|--------|
| | | | GRP 2 | GRP 3 |
| LU30D | 30" Dia. | 26"- X | \$617 | \$710 |
| LU36D | 36" Dia. | 32"- X | \$729 | \$842 |
| LU42D | 42" Dia. | 32"- X | \$855 | \$1003 |



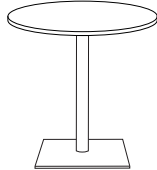
Luna

| Model Number | Table Top Size | Base Spread | Price | |
|--------------|----------------|-------------|-------|-------|
| | | | GRP 2 | GRP 3 |
| LU30S | 30" Sq. | 26"- X | \$593 | \$686 |
| LU36S | 36" Sq. | 32"- X | \$734 | \$851 |




Luna | Bar Height

| Model Number | Table Top Size | Base Spread | Price | |
|--------------|----------------|-------------|-------|-------|
| | | | GRP 2 | GRP 3 |
| LUH24D | 24" Dia. | 22"- X | \$755 | \$825 |
| LUH30D | 30" Dia. | 26"- X | \$818 | \$911 |




Monaco

| Model Number | Table Top Size | Base Spread | Price | |
|----------------------------|----------------|-------------|-------|-------|
| | | | GRP 2 | GRP 3 |
| MON30D | 30" Dia. | 22" | \$603 | \$691 |
| MON36D | 36" Dia. | 22" | \$677 | \$785 |
| MON42D | 42" Dia. | 26" | \$848 | \$988 |
| SF - Powder Coat up charge | | \$60 | | |



Monaco

| Model Number | Table Top Size | Base Spread | Price | |
|----------------------------|----------------|-------------|-------|-------|
| | | | GRP 2 | GRP 3 |
| MON30S | 30" Sq. | 22" | \$593 | \$683 |
| MON36S | 36" Sq. | 22" | \$687 | \$798 |
| SF - Powder Coat up charge | | \$60 | | |



Monaco | Bar Height

| Model Number | Table Top Size | Base Spread | Price | |
|----------------------------|----------------|-------------|-------|-------|
| | | | GRP 2 | GRP 3 |
| MONH24D | 24" Dia. | 22" | \$606 | \$674 |
| MONH30D | 30" Dia. | 22" | \$708 | \$797 |
| SF - Powder Coat up charge | | \$60 | | |

Total Combined Tables of 28 (Can Be Mixed)
Powder Coat: Brushed Aluminum • Black Semi-Gloss • Lt Bronze Textured
Laminate: See page 10 • **Edge:** 3mm See page 10.

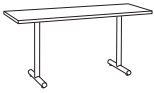


ORDER INFORMATION

- 1) Series Name
- 2) Model Number
- 3) Size
- 4) Quantity
- 5) Laminate Selection and No.
- 6) Edge Style Code and Color
- 7) Frame Color
- 8) Optional Items

TABLES | TRAINING | MAX QUANTITY 18

Brandon



| Model Number | Table Top Size | Base Spread | Price | |
|--------------|----------------|-------------|-------|-------|
| | | | GRP 2 | GRP 3 |
| BR2460 | 24 X 60 | 2-22"- T | \$644 | \$767 |
| BR2472 | 24 X 72 | 2-22"- T | \$779 | \$916 |
| BR3060 | 30 X 60 | 2-22"- T | \$695 | \$836 |
| BR3072 | 30 X 72 | 2-22"- T | \$839 | \$994 |

Brandon | Casters | Flip Top



| Model Number | Table Top Size | Base Spread | Price | |
|--------------|----------------|-------------|--------|--------|
| | | | GRP 2 | GRP 3 |
| BR2460 | 24 X 60 | 2-22"- T | \$1100 | \$1223 |
| BR2472 | 24 X 72 | 2-22"- T | \$1235 | \$1372 |
| BR3060 | 30 X 60 | 2-22"- T | \$1151 | \$1292 |
| BR3072 | 30 X 72 | 2-22"- T | \$1295 | \$1450 |

Flight



| Model Number | Table Top Size | Base Spread | Price | |
|--------------|----------------|-------------|-------|--------|
| | | | GRP 2 | GRP 3 |
| FT2460 | 24 X 60 | 2-22T | \$713 | \$837 |
| FT2472 | 24 X 72 | 2-22T | \$867 | \$1004 |
| FT3060 | 30 X 60 | 2-22T | \$765 | \$905 |
| FT3072 | 30 X 72 | 2-22T | \$927 | \$1084 |

Flight | Casters | Flip Top



| Model Number | Table Top Size | Base Spread | Price | |
|--------------|----------------|-------------|--------|--------|
| | | | GRP 2 | GRP 3 |
| FT2460 | 24 X 60 | 2-22T | \$1169 | \$1293 |
| FT2472 | 24 X 72 | 2-22T | \$1323 | \$1460 |
| FT3060 | 30 X 60 | 2-22T | \$1221 | \$1361 |
| FT3072 | 30 X 72 | 2-22T | \$1383 | \$1540 |

Luna



| Model Number | Table Top Size | Base Spread | Price | |
|--------------|----------------|-------------|-------|--------|
| | | | GRP 2 | GRP 3 |
| LU2460 | 24 X 60 | 2-22T | \$681 | \$804 |
| LU2472 | 24 X 72 | 2-22T | \$841 | \$978 |
| LU3060 | 30 X 60 | 2-22T | \$734 | \$874 |
| LU3072 | 30 X 72 | 2-22T | \$901 | \$1057 |

Luna | Casters | Flip Top



| Model Number | Table Top Size | Base Spread | Price | |
|--------------|----------------|-------------|--------|--------|
| | | | GRP 2 | GRP 3 |
| LU2460 | 24 X 60 | 2-22T | \$1137 | \$1260 |
| LU2472 | 24 X 72 | 2-22T | \$1297 | \$1434 |
| LU3060 | 30 X 60 | 2-22T | \$1190 | \$1330 |
| LU3072 | 30 X 72 | 2-22T | \$1357 | \$1513 |






Powder Coat: Black Semi-Gloss • Brushed Aluminum only (Where Applicable)

Edge: 3mm See page 10

Laminate: See page 10

FABRIC | MOMENTUM TEXTILES


For Memo Samples Please Call 800.366.6839

| Width-Pattern | Fiber Content/Backing | Finish | Abrasion (Wyzenbeek) | Approx. Repeats | Grade |
|---|---|--------------------------------|----------------------|--------------------|-------|
| 60" AMUSE  alloy  quartz  poppy  mocha | 61% Post Consumer Recycled Polyester, 39% Polyester Acrylic Backing | Soil & Stain Resistant | 50,000 D.R. | 6 1/8" L, 7 1/2" W | 5 |
| 54" BEELINE  sprout  canvas  sisal  cork  geyser  fossil  forge  oriole  nimbus  tidal  portobello  walnut  eclipse | 100% Polyurethane / PVC Free Polyester Backing | Anti-microbial, Anti-bacterial | 500,000 D.R. | | 4 |
| 54" CANTER  quarry  sand  saddle  safari  chestnut  ancho  storm  alfalfa  earth  night  mica  sable  onyx | 100% Polyurethane / PVC Free Polyester Backing | Anti-microbial, Anti-bacterial | 240,000 D.R. | | 2 |
| 54" EPIC  capri  pearl  limestone  jute  porcini  regal  espresso  kiwi  azure  slice  flare  granite  steel | 50% Polyester, 32% Post Industrial Recycled Polyester, 18% Post Consumer Recycled Polyester Acrylic Backing | Soil & Stain Resistant | 100,000 D.R. | 3/8" L, 1/8" W | 3 |
| 61" FREE  evening  pearl  cocoa  orbit | 100% Post Consumer Recycled Polyester Acrylic Backing | Soil & Stain Resistant | 100,000 D.R. | 5 3/8" L, 5" W | 4 |
| 54" KNACK  wave  filament  teak  brisk  reed  zing  zest | 100% Polyester Acrylic Backing | Soil & Stain Resistant | 100,000 D.R. | 1 5/8" L, 1 3/4" W | 4 |
| 54" SILICA  alloy  brownstone  burnished  terra  quartz  gallant  nero | 100% Silicone Polyester Backing | | 365,000 D.R. | | 8 |
| 55" SOLACE  pear  ivory  fossil  gilded  blaze  earth  cinder  celadon  azul  lapis  nickel  mineral  ebony | 49% Polyester, 41% Post Industrial Recycled Polyester, 10% Post Consumer Recycled Polyester Acrylic Backing | Soil & Stain Resistant | 100,000 D.R. | | 5 |

LAMINATE




3 MM PVC EDGES



*matching laminate selection

WOOD STAINS



FRAME FINISH






Let ERG International help you in the decision making!

We gladly provide seating for:

- Community Rooms
- Bars, Cafés, Restaurants
- Public Eating Areas
- Food Courts
- Student Study Centers
- Student Resident Halls
- Student Dining Areas
- Cafeteria Seating
- Dining Halls
- Medical Facilities
- Surgery Centers
- Emergency Rooms
- Corporate Dining Areas
- Government Institutions



Elliot Bar Stool

LPS - Laminate Plywood Seating 16

Laser Engraving 17

DBC – Designer Back Cutouts 18

DOC – Design Your Own Chair 19

Belson 20

Benton 22

Bikini Wood 25

Brio 27

Cabernet 33

Centra 38

Dekko 40

Del 45

Delfi 47

Edge 52

Elliot 54

Elos 64

Espresso 67

Fairmont 71

Florin 73

Foray 75

Harris 82

Levon 84

Marco 85

Metropolis 87

Mylo 89

Origami 92

Pento 93

Rewind 98

Rio 109

Samba 111

Sienna 116

Strike 118

Tango 125

Teriana 127

Vali 134

Vern 136

Vesper 138

Webby 152

LPS SEATING & TABLE COMBINATIONS



Dekko stool

Flatcut bar-height table with
Krystalcast® top

LPS (LAMINATE PLYWOOD SEATING)


One or Two laminate choices per chair.
12 chair minimum quantity

DEKKO STOOL & FLATCUT/KRYSTALCAST®



Mylo chair

Flatcut table with multi-ply top



multi-ply exposed edge

Call ERG Customer
Service for a quote
1-800-446-1186

MYLO CHAIR & FLATCUT/MULTI-PLY EXPOSED

LPS ~ LAMINATE PLYWOOD SEATING

- ERG offers you a choice of many high pressure laminates such as Formica, Nevamar and Wilsonart
- Select from hundreds of colors and designs. • Very durable, easy to clean. • Ideal for café, dining and public spaces.

LASER ENGRAVING

ERG offers custom engraving on any of our wood back chair models.

Laser engraving is \$85 for each chair, plus one-time \$245 Setup fee (per design)



DEKKO CHAIR WITH CUSTOM ENGRAVING

- NOTE:**
- 12 CHAIR MINIMUM FOR LASER ENGRAVING
 - ENGRAVING ON THE FRONT OR BACK



OPTIONS

Add upcharge to list price and code to model number

| | | |
|-----|-----------------|-----------|
| ENG | Laser Engraving | \$85/each |
|-----|-----------------|-----------|

Choose from our great wood shell series chairs:



BENTON

Benton series chairs have a one piece wood shell. Steel frames are available in many colors and Polished Chrome.



CABERNET

Cabernet has a plywood backrest with a selection of cutout options. Also available with upholstered seat insert and many stain color finishes.



DEKKO

Dekko chair features a one piece Beech wood shell with several veneer species and many design options on frame styles.



ELOS

Elos features a wood backrest and seat, frames are offered with or without arms. Available in chair and bar stool heights.

We've made custom standard – Designer Back Cutouts:

ORDERING INFORMATION

To Order Please Specify:

- | | |
|-----------------|----------------------------|
| 1) Series Name | 4) Back Cutout Design |
| 2) Model Number | 5) Design size & placement |
| 3) Quantity | |

Design

ERG offers several cutout designs to customize your chair or stool. By using our existing designs a setup charge is not required. These designs are applicable to the following Chair Series:

- | | | | |
|----------|------------|---------|--------|
| • Benton | • Cabernet | • Dekko | • Elos |
| • Harris | • Mylo | • Pento | |

Cutout patterns measure approximately 5.5" (except PALM - 8.5") in height. PALM available on Benton, Dekko, Mylo and Pento only.

Base Chair Pricing

For base chair pricing please refer to the individual chair's pricing in the Multipurpose Seating section in this price book.

Pricing Example

Dekko 4-leg chair Model #744 with Java Cutout:
Part number to order: 744-DBC1
Base price= \$431 Java Cutout= \$75 • \$431 + \$75 = \$506 total list

ONE-TIME SET UP (FOR DESIGNS OTHER THAN DBC1-DBC6)

\$135

MINIMUM 12 CHAIRS (OF SAME DESIGN AND SERIES)

Cutouts only - Use Base Chair pricing + \$75 cutout charge per chair

Choose from the following designs:

JAVA
DBC1



PALM
DBC2



KNIFE &
SPOON
DBC3



WINE
GLASS
DBC4



BUBBLE
FISH
DBC5



MARTINI
DBC6



Note: Designer Back Cutouts not available on Demi Back models.

Choose from our great wood shell series chairs:



HARRIS

Harris chair frames are solid wood with an upholstered seat in your choice of fabrics. Available in chair and bar stool heights.



MYLO


Mylo is available in chair and stool heights. Mylo series also features swivel task chairs and demi-back bar stools.



PENTO

Pento shells are available in Beech wood, American Walnut and 3 Hi-Def veneers with many design and frame choices.

Or create your own custom design and/or shape:



ORDERING CUSTOM CUTOUTS

To Order Please Specify:

- | | |
|-----------------|----------------------------|
| 1) Series Name | 4) Back Cutout Design |
| 2) Model Number | 5) Design size & placement |
| 3) Quantity | |

Custom Back Cutout

Design a cutout yourself, we'll do the rest. Just submit a sketch, line drawing, or a digital file. We'll make it a reality...

Custom designs are applicable to the following Chair Series:

- Benton • Cabernet • Dekko • Elos
- Harris • Mylo • Pento

Base Chair Pricing


For base chair pricing please refer to the individual chair's pricing in the Multipurpose Seating section in this price book.

SET UP (ONE TIME CHARGE)

\$750

MINIMUM 48 CHAIRS (OF SAME DESIGN AND SERIES)

Cutouts only – Use Base Chair pricing + \$75 cutout charge per chair



ORDERING CUSTOM SHAPES

To Order Please Specify:

- | | |
|-----------------|---------------------------|
| 1) Series Name | 4) Shape Design |
| 2) Model Number | 5) Shape size & placement |
| 3) Quantity | |

Custom Outside Shape

Design a custom shape yourself, we'll do the rest. Submit a sketch, line drawing, or a digital file. We'll make it a reality...

Custom Outside Shape designs are applicable to the following Chair Series:

- Dekko • Pento

Base Chair Pricing

For base chair pricing please refer to the individual chair's pricing in the Multipurpose Seating section in this price book.

SET UP (ONE TIME CHARGE)

\$750

MINIMUM 48 CHAIRS (OF SAME DESIGN AND SERIES)

Shapes only – Use Base Chair pricing + 10% upcharge

Note: If both the Custom Back Cutout and Custom Outside Shape are ordered simultaneously, only one setup charge will apply.

BELSON STOOL

The Belson stool is available in a fixed height welded tubular steel frame. Belson stools are available with standard or demi back wood shell seats, either stained or fully upholstered.



BELSON STOOL WITH UPHOLSTERED STANDARD SEAT



BELSON STOOL WITH DEMI BACK SEAT AND CUTOUTS

ORDERING INFORMATION

To Order Please Specify:

- | | |
|------------------------------------|-------------------|
| 1) Series Name | 6) Frame Color |
| 2) Model Number | 7) Optional items |
| 3) Quantity | 8) Back Cutouts |
| 4) Wood Stain Finish Color | 9) Engraving |
| 5) Optional Fabric Grade and Color | |

COLORS / FINISHES

Wood Stain Finish Colors:

Standard wood stain colors.

Frame:

Standard powder coat colors.

OPTIONS

- CODE: FR - CA133 Fire Retardant.
- CODE: MB - Moisture Barrier.
- CODE: UB - Upright Bubble Cutout Back Design.
- CODE: RB - Reverse Bubble Cutout Back Design.
- CODE: VB - Vertical Bubble Cutout Design.-
- CODE: HG - Hand Grip Cutout
- CODE: ENG - Laser Engraving Back Design.
- CODE: TT - Two Tone Stains.

BELSON STOOL GENERAL SPECIFICATIONS

Shell

- Standard and demi-back shells are available on the Belson stool.
- All wood shells are hand sanded and finished to perfection.

Upholstery

- Fully upholstered shell is upholstered over 1" foam.
- Seat shell can be upholstered with choice of fabric, vinyl, crypton, leather or approved COM.

Frame

- Frames are 7/8" diameter fully welded tubular steel.
- All frames are sand blasted then powder coated for maximum paint adhesion.



Hand Grip - Standard Seat



Upright Bubble back



Reverse Bubble back



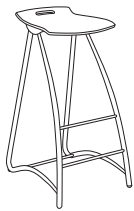
Vertical Bubble back

| DIMENSIONS | Standard seat | Demi Back |
|----------------------|---------------|---------------|
| Seat Width: | 16.5" | 17.5" |
| Seat Height: | 30" | 30" |
| Overall Depth: | 20" | 20" |
| Overall Width: | 16.5" | 17.5" |
| Overall Height: | 30" | 36" |
| Qty./Wt. per carton: | 1 ea./20 lbs. | 1 ea./20 lbs. |



BELSON STOOL WITH STANDARD WOOD SEAT AND HAND GRIP CUTOUT
OPTIONAL HAND GRIP CUTOUT

MODEL / DESCRIPTION / LIST PRICING



1860 Stool with Standard Wood Seat with optional hand grip cutout

Wood Stain
\$579

1861 Stool with Fully Upholstered Standard Seat

COM Yardage: .75 Yard

| COM | GR1 | GR2 | GR3 | GR4 | GR5 | GR6 | GR7 | GR8 | GR9 | GR10 | LEA |
|-------|-------|-------|-------|-------|-------|-------|-------|-------|-------|-------|--------|
| \$605 | \$647 | \$673 | \$700 | \$728 | \$757 | \$787 | \$819 | \$852 | \$886 | \$921 | \$1089 |




1864 Stool with Demi Back Wood Seat

Wood Stain
\$605

1865 Stool with Upholstered Demi Back Seat

COM Yardage: 1.5 Yard

| COM | GR1 | GR2 | GR3 | GR4 | GR5 | GR6 | GR7 | GR8 | GR9 | GR10 | LEA |
|-------|-------|-------|-------|-------|-------|-------|-------|-------|-------|-------|--------|
| \$627 | \$671 | \$698 | \$725 | \$754 | \$785 | \$816 | \$849 | \$883 | \$918 | \$955 | \$1128 |



OPTIONS

Add upcharge to list price and code to model number

| | | |
|----|---|----------|
| FR | CA133 Fire Retardant - Per Yard | \$90/yd. |
| MB | Moisture Barrier - Per Seat | \$68 |
| UB | Upright Bubble Cutout Back Design - Demi Back | \$75 |
| RB | Reverse Bubble Cutout Back Design - Demi Back | \$75 |

| | | |
|-----|--|------|
| VB | Vertical Bubble Cutout Back Design - Demi Back | \$75 |
| HG | Hand Grip Cutout - Standard Seat | \$75 |
| TT | Two Tone Stains | \$75 |
| ENG | Laser Engraving Back Design* | \$85 |

*One time setup fee of \$245. Minimum 12 chairs (of same design and series)

also available in
LPS

BENTON SERIES

Benton chairs feature a one piece wood shell. Steel frames are available in polished chrome in café & stool heights. Benton Shells are available in LPS, see LPS section for details.



SOLID BACK, UPHOLSTERED SEAT INSERT



DEMI BACK BAR STOOL



BAR STOOL, UPHOLSTERED SEAT INSERT

ORDERING INFORMATION

To Order Please Specify:

- | | |
|----------------------------|---|
| 1) Series Name | 7) Back Cutout Design Option |
| 2) Model Number | 8) Optional Items |
| 3) Quantity | 9) Back Cutouts |
| 4) Wood Stain Finish Color | 10) Engraving |
| 5) Optional Frame Color | 11) LPS (Laminate Plywood Seating) |
| 6) Fabric Grade & Number | |

BENTON GENERAL SPECIFICATIONS

Shell

- Single 0.5" thick multi-ply Beech wood contoured shell
- Backs are offered with solid back or three cutout designs.

Upholstery

- Fully upholstered shell or seat insert can be upholstered with choice of fabric, vinyl, crypton, leather or approved COM.

Frame

- Fully welded .625" diameter, 13 gauge steel tubing.
- Available in cafe, bar stool and counter stool heights.

Glides

- Factory installed self leveling steel glides.

Stacking

- Chair and stool design stacks 4 high on the floor and 6 on dolly.

COLORS / FINISHES

Wood Stain Finish Colors:

Standard wood stain colors.

Frame Finish Colors:

Standard polished chrome frame finish.

Optional powder coat colors available with upcharge.

OPTIONS

- CODE: FR - CA133 Fire Retardant.
- CODE: MB - Moisture Barrier.
- CODE: SF - Powder Coat Frame Color.
- CODE: CH - Counter Height (24" seat height)
- CODE: SH - Specialty Height (any custom height)
- CODE: UB - Upright Bubble Cutout Back Design.
RB - Reverse Bubble Cutout Back Design.
VB - Vertical Bubble Cutout Design.-
- CODE: ENG - Laser Engraving Back Design.
- CODE: TT - Two Tone Stains.
- CODE: LPS - Laminate Plywood Seating.

| DIMENSIONS | Café Chair |
|----------------------|---------------|
| Seat Width: | 16.25" |
| Seat Depth: | 15" |
| Seat Height: | 17.5" |
| Back Height: | 32" |
| Overall Width: | 20.5" |
| Overall Depth: | 21" |
| Qty./Wt. per carton: | 4 ea./48 lbs. |



BENTON CHAIR
WITH LPS OPTION

MODEL / DESCRIPTION / LIST PRICING

1350 4-Leg Café Chair



Wood Shell Chair
\$394



1350/SI 4-Leg Café Chair with Upholstered Seat Insert

COM Yardage: 0.75 Yard

| COM | GR1 | GR2 | GR3 | GR4 | GR5 | GR6 | GR7 | GR8 | GR9 | GR10 | LEA |
|-------|-------|-------|-------|-------|-------|-------|-------|-------|-------|-------|-------|
| \$481 | \$515 | \$535 | \$557 | \$579 | \$602 | \$626 | \$651 | \$677 | \$704 | \$732 | \$866 |

1350/U 4-Leg Café Chair Fully Upholstered

COM Yardage: 1.5 Yard

| COM | GR1 | GR2 | GR3 | GR4 | GR5 | GR6 | GR7 | GR8 | GR9 | GR10 | LEA |
|-------|-------|-------|-------|-------|-------|-------|-------|-------|-------|-------|-------|
| \$530 | \$567 | \$590 | \$614 | \$638 | \$664 | \$690 | \$718 | \$747 | \$776 | \$808 | \$954 |



STANDARD SOLID BACK




UPRIGHT BUBBLE BACK



REVERSE BUBBLE BACK



VERTICAL BUBBLE BACK



OPTIONS

Add upcharge to list price and code to model number

| | | |
|----|-------------------------------------|----------|
| FR | CA133 Fire Retardant - Per Yard | \$90/yd. |
| MB | Moisture Barrier - Per Seat | \$68 |
| SF | Powder Coat Frame Color - Chair | \$38 |
| SF | Powder Coat Frame Color - Bar Stool | \$58 |
| UB | Upright Bubble Cutout Back Design | \$75 |
| RB | Reverse Bubble Cutout Back Design | \$75 |

| | | |
|------|------------------------------------|-------|
| VB | Vertical Bubble Cutout Back Design | \$75 |
| ENG | Laser Engraving Back Design* | \$85 |
| TT | Two Tone Stains | \$75 |
| LPS | Laminate Plywood Seating | Call |
| #196 | Stacking Chair Dolly | \$460 |

*One time setup fee of \$245. Minimum 12 chairs (of same design and series)

| DIMENSIONS | Demi Back Stool | Tall Back Stool |
|----------------------|-----------------|-----------------|
| Seat Width: | 16.25" | 16.25" |
| Seat Depth: | 15" | 15" |
| Seat Height: | 30" | 30" |
| Back Height: | 36" | 45" |
| Overall Width: | 20" | 20" |
| Overall Depth: | 20" | 20" |
| Qty./Wt. per carton: | 3 ea./46 lbs. | 3 ea./50 lbs. |



UPHOLSTERED DEMI
BACK BAR STOOL



DEMI BACK STOOL
COUNTER HEIGHT OPTION

MODEL / DESCRIPTION / LIST PRICING



1354 Demi Back Bar Stool

Wood Shell Stool
\$563

1354/SI Demi Back Stool with Upholstered Seat Insert

COM Yardage: .75 Yard

| COM | GR1 | GR2 | GR3 | GR4 | GR5 | GR6 | GR7 | GR8 | GR9 | GR10 | LEA |
|-------|-------|-------|-------|-------|-------|-------|-------|-------|-------|-------|--------|
| \$645 | \$690 | \$717 | \$746 | \$776 | \$807 | \$839 | \$873 | \$908 | \$944 | \$982 | \$1160 |

1354/U Demi Back Bar Stool Fully Upholstered

COM Yardage: 1.25 Yard

| COM | GR1 | GR2 | GR3 | GR4 | GR5 | GR6 | GR7 | GR8 | GR9 | GR10 | LEA |
|-------|-------|-------|-------|-------|-------|-------|-------|-------|--------|--------|--------|
| \$699 | \$748 | \$778 | \$809 | \$842 | \$875 | \$910 | \$947 | \$985 | \$1024 | \$1065 | \$1259 |



1352 Tall Back Bar Stool



Wood Shell Stool
\$499

1352/SI Tall Back Bar Stool with Upholstered Seat Insert

COM Yardage: .75 Yard

| COM | GR1 | GR2 | GR3 | GR4 | GR5 | GR6 | GR7 | GR8 | GR9 | GR10 | LEA |
|-------|-------|-------|-------|-------|-------|-------|-------|-------|-------|-------|--------|
| \$585 | \$626 | \$651 | \$677 | \$704 | \$732 | \$761 | \$792 | \$823 | \$856 | \$891 | \$1053 |

1352/U Tall Back Bar Stool Fully Upholstered

COM Yardage: 1.5 Yard

| COM | GR1 | GR2 | GR3 | GR4 | GR5 | GR6 | GR7 | GR8 | GR9 | GR10 | LEA |
|-------|-------|-------|-------|-------|-------|-------|-------|-------|-------|-------|--------|
| \$635 | \$680 | \$707 | \$735 | \$765 | \$795 | \$827 | \$860 | \$894 | \$930 | \$967 | \$1143 |

OPTIONS

Add upcharge to list price and code to model number

| | | |
|----|--------------------------------------|----------|
| FR | CA133 Fire Retardant - Per Yard | \$90/yd. |
| MB | Moisture Barrier - Per Seat | \$68 |
| SF | Powder Coat Frame Color - Bar Stool | \$58 |
| CH | Counter Height (24" seat height) | \$28 |
| SH | Specialty Height (any custom height) | \$28 |
| UB | Upright Bubble Cutout Back Design | \$75 |

| | | |
|-----|------------------------------------|------|
| RB | Reverse Bubble Cutout Back Design | \$75 |
| VB | Vertical Bubble Cutout Back Design | \$75 |
| ENG | Laser Engraving Back Design* | \$85 |
| TT | Two Tone Stains | \$75 |
| LPS | Laminate Plywood Seating | Call |

*One time setup fee of \$245. Minimum 12 chairs (of same design and series)

BIKINI WOOD SERIES

The Bikini Wood chair features a perforated wood shell and offers upholstered seats. Frames available in 4 styles.



CAFÉ CHAIR, WOOD



ARM CHAIR WITH ARM CAPS,
UPHOLSTERED SEAT

ORDERING INFORMATION

To Order Please Specify:

- | | |
|----------------------------|--------------------------|
| 1) Series Name | 5) Frame Color |
| 2) Model Number | 6) Fabric Grade & Number |
| 3) Quantity | 7) Optional Items |
| 4) Wood Stain Finish Color | |

BIKINI WOOD GENERAL SPECIFICATIONS

Shell

- Seats and backs are made of maple and feature a unique hole design.

Upholstery

- Seat is upholstered over 1" foam with choice of fabric, vinyl, crypton, leather or approved COM.

Frame

- 0.75" diameter, 14 gauge steel tubing with hand brazed welds.
- Available in 4-leg, 4-leg with arms, counter stool and bar stool.

Glides

- Factory installed self leveling steel glides.

Stacking

- 4-Leg chair design stacks 4 high on the floor and 6 high on a dolly.

COLORS / FINISHES

Wood Stain Finish Colors:

Standard wood stain colors.

Frame Finish Colors:

Standard polished chrome frame finish.

Optional powder coat colors available with upcharge.

OPTIONS

- CODE: FR - CA133 Fire Retardant.
- CODE: MB - Moisture Barrier.
- CODE: SF - Powder Coat Frame Color.
- CODE: WAC - Wood Arm Caps.
- CODE: CH - Counter Height (24" seat height)
- CODE: SH - Specialty Height (any custom height)
- CODE: ENG - Laser Engraving.
- CODE: CS - Contrasting Stain Colors, Seat and Back.



LASER ENGRAVED



CONTRASTING COLOR STAINS
SEAT/BACK




Detail of
back design

| DIMENSIONS | Café Chair | Bar Stool |
|----------------------|---------------|---------------|
| Seat Width: | 17" | 17" |
| Seat Depth: | 17" | 17" |
| Seat Height: | 17.5" | 30" |
| Arm Height | 26.5" | 39" |
| Back Height: | 33" | 43" |
| Overall Width: | 21" | 18" |
| Overall Depth: | 21" | 19" |
| Qty./Wt. per carton: | 3 ea./45 lbs. | 1 ea./36 lbs. |



BAR STOOL WITH ARMS,
UPHOLSTERED SEAT

MODEL / DESCRIPTION / LIST PRICING



260 Café Chair

Maple wood
\$522

263 Café Chair with Upholstered Seat

COM Yardage: 0.75 Yds

| COM | GR1 | GR2 | GR3 | GR4 | GR5 | GR6 | GR7 | GR8 | GR9 | GR10 | LEA |
|-------|-------|-------|-------|-------|-------|-------|-------|-------|-------|-------|-------|
| \$542 | \$580 | \$603 | \$627 | \$652 | \$678 | \$705 | \$734 | \$763 | \$793 | \$825 | \$975 |



261 Café Chair with Arms

Maple wood
\$597

264 Café Chair with Arms and Upholstered Seat

COM Yardage: 0.75 Yds

| COM | GR1 | GR2 | GR3 | GR4 | GR5 | GR6 | GR7 | GR8 | GR9 | GR10 | LEA |
|-------|-------|-------|-------|-------|-------|-------|-------|-------|-------|-------|--------|
| \$616 | \$659 | \$686 | \$713 | \$742 | \$772 | \$802 | \$834 | \$868 | \$903 | \$939 | \$1109 |



268 Bar Stool

Maple wood
\$693

269 Bar Stool with Upholstered Seat

COM Yardage: 0.75 Yds

| COM | GR1 | GR2 | GR3 | GR4 | GR5 | GR6 | GR7 | GR8 | GR9 | GR10 | LEA |
|-------|-------|-------|-------|-------|-------|-------|-------|--------|--------|--------|--------|
| \$712 | \$762 | \$792 | \$824 | \$857 | \$891 | \$927 | \$964 | \$1002 | \$1042 | \$1084 | \$1281 |



258 Bar Stool with Arms

Maple wood
\$789

259 Bar Stool with Arms and Upholstered Seat

COM Yardage: 0.75 Yds

| COM | GR1 | GR2 | GR3 | GR4 | GR5 | GR6 | GR7 | GR8 | GR9 | GR10 | LEA |
|-------|-------|-------|-------|-------|--------|--------|--------|--------|--------|--------|--------|
| \$807 | \$864 | \$899 | \$934 | \$972 | \$1011 | \$1051 | \$1093 | \$1137 | \$1182 | \$1230 | \$1453 |

OPTIONS

Add upcharge to list price and code to model number

| | | |
|-----|----------------------------------|------------------|
| FR | CA 133 Fire Retardant - per yd. | \$90/yd. |
| MB | Moisture Barrier - Per Seat | \$68 |
| WAC | Wood Arm Caps - per pair | \$108 |
| CS | Contrasting Stains Seat and Back | \$79 |
| ENG | Laser Engraving Back Design | \$85 + Setup Fee |

| | | |
|------|--------------------------------------|-------|
| SF | Powder Coat Frame Color - Chair | \$38 |
| SF | Powder Coat Frame Color - Bar Stool | \$58 |
| CH | Counter Height (24" seat height) | \$28 |
| SH | Specialty Height (any custom height) | \$28 |
| #196 | Stacking Chair Dolly | \$460 |

BRIO MULTIPURPOSE CHAIR

The Brio multipurpose chairs are light weight for easy mobility to transform the room quickly • Seat and backs are available in either polypropylene, mesh or upholstered.



BRIO MESH BACK



BRIO FLIP WITH METAL ARMS



BRIO POLY BACK WITH UPHOLSTERED SEAT

ORDERING INFORMATION

To Order Please Specify:

- | | |
|-----------------|------------------------------------|
| 1) Series Name | 5) Polypropylene Back & Seat Color |
| 2) Model Number | 6) Mesh Back Color |
| 3) Quantity | 7) Fabric Grade and Number |
| 4) Frame Color | 8) Optional items |

BRIO GENERAL SPECIFICATIONS

Seat

- The Brio seat is made of polypropylene and is also available fully upholstered. Underseat comes with a plastic cover which protects stacking chairs from marks and scratches.
- Back available in polypropylene, mesh or upholstered insert

Frame

- 1" diameter steel tubing.
- All frames are sand blasted then powder coated for maximum paint adhesion.

Glides

- Self leveling steel glides on 4-leg chair.

Stacking

- Stack 4 high on the floor up to 6 high on a dolly.

COLORS / FINISHES

Frame Finish Colors:

Standard powder coat colors.

Seat and Back:

- Polypropylene - Black
- Polypropylene - White
- Polypropylene - Grey
- Polypropylene - Charcoal
- Polypropylene - Taupe (Flip Only)

Mesh Back:

- Black
- White

OPTIONS

- CODE: FR - CA133 Fire Retardant.
- CODE: MB - Moisture Barrier.
- CODE: PC - Polished Chrome (not available on flip)
- CODE: CAS - Casters, set of 4.
- CODE: AC - Polypropylene Arms, pair.
- CODE: AGF - Ganging Device, fold away type.



UPHOLSTERED SEAT



UPHOLSTERED BACK INSERT



FOLDAWAY GANGING



POLYPROPYLENE ARMS



CASTERS



METAL ARMS

| DIMENSIONS | Stacking Chair | Stacking Arm Chair |
|----------------------|----------------|--------------------|
| Inside Width: | 17" | 17" |
| Seat Depth | 17" | 17" |
| Seat Height: | 18.5" | 18.5" |
| Arm Height: | - | 27.5" |
| Overall Depth: | 22" | 22" |
| Overall Width: | 21.5" | 25" |
| Overall Height: | 33" | 33" |
| Qty./Wt. per carton: | 3 ea./45 lbs. | 3 ea./48 lbs. |



BRIO POLY BACK WITH
OPTIONAL CASTERS

MODEL / DESCRIPTION / LIST PRICING



5018 Stacking Chair - Polypropylene Seat and Back

Chair
\$230



5019 Stacking Chair - Polypropylene Seat and Back w/ Poly Arms

Chair
\$275



5020 Stacking Chair with Upholstered Seat - Polypropylene Back

COM Yardage: 0.75 Yard.

| COM | GR1 | GR2 | GR3 | GR4 | GR5 | GR6 | GR7 | GR8 | GR9 | GR10 | LEA |
|-------|-------|-------|-------|-------|-------|-------|-------|-------|-------|-------|-------|
| \$300 | \$321 | \$334 | \$348 | \$361 | \$376 | \$391 | \$407 | \$423 | \$440 | \$457 | \$541 |



5020-U Stacking Chair with Upholstered Seat and Back

COM Yardage: 0.75 Yard.

| COM | GR1 | GR2 | GR3 | GR4 | GR5 | GR6 | GR7 | GR8 | GR9 | GR10 | LEA |
|-------|-------|-------|-------|-------|-------|-------|-------|-------|-------|-------|-------|
| \$372 | \$398 | \$414 | \$430 | \$447 | \$465 | \$484 | \$503 | \$523 | \$544 | \$566 | \$669 |



5021 Stacking Chair - Upholstered Seat w/ Poly Back and Arms

COM Yardage: 0.75 Yard.

| COM | GR1 | GR2 | GR3 | GR4 | GR5 | GR6 | GR7 | GR8 | GR9 | GR10 | LEA |
|-------|-------|-------|-------|-------|-------|-------|-------|-------|-------|-------|-------|
| \$345 | \$370 | \$384 | \$400 | \$416 | \$432 | \$450 | \$468 | \$486 | \$506 | \$526 | \$622 |



5021-U Stacking Chair - Upholstered Seat and Back w/ Poly Arms

COM Yardage: 0.75 Yard.

| COM | GR1 | GR2 | GR3 | GR4 | GR5 | GR6 | GR7 | GR8 | GR9 | GR10 | LEA |
|-------|-------|-------|-------|-------|-------|-------|-------|-------|-------|-------|-------|
| \$417 | \$446 | \$464 | \$482 | \$502 | \$522 | \$543 | \$564 | \$587 | \$610 | \$635 | \$750 |

OPTIONS

Add upcharge to list price and code to model number

| | | |
|-----|---------------------------------|----------|
| FR | CA133 Fire Retardant - Per Yard | \$90/yd. |
| MB | Moisture Barrier - Per Seat | \$68 |
| CAS | Casters - set of 4 | \$88 |

| | | |
|------|---------------------------------|-------|
| PC | Polished Chrome Finish | \$38 |
| AGF | Ganging Device - Fold away type | \$28 |
| #196 | Stacking Chair Dolly | \$460 |

| DIMENSIONS | Stacking Chair | Stacking Arm Chair |
|----------------------|----------------|--------------------|
| Inside Width: | 17" | 17" |
| Seat Depth | 17" | 17" |
| Seat Height: | 18.5" | 18.5" |
| Arm Height: | - | 27.5" |
| Overall Depth: | 22" | 22" |
| Overall Width: | 21.5" | 25" |
| Overall Height: | 33" | 33" |
| Qty./Wt. per carton: | 3 ea./45 lbs. | 3 ea./48 lbs. |



BRIO MESH BACK
WITH POLY ARMS

MODEL / DESCRIPTION / LIST PRICING



5027 Stacking Chair - Polypropylene Seat and Mesh Back

Chair
\$313



5028 Stacking Chair - Polypropylene Seat and Mesh Back w/ Poly Arms

Chair
\$358



5029 Stacking Chair with Upholstered Seat and Mesh Back

COM Yardage: 0.75 Yard.

| COM | GR1 | GR2 | GR3 | GR4 | GR5 | GR6 | GR7 | GR8 | GR9 | GR10 | LEA |
|-------|-------|-------|-------|-------|-------|-------|-------|-------|-------|-------|-------|
| \$429 | \$460 | \$478 | \$497 | \$517 | \$538 | \$559 | \$581 | \$605 | \$629 | \$654 | \$773 |



5031 Stacking Chair - Upholstered Seat and Mesh Back w/ Poly Arms

COM Yardage: 0.75 Yard.

| COM | GR1 | GR2 | GR3 | GR4 | GR5 | GR6 | GR7 | GR8 | GR9 | GR10 | LEA |
|-------|-------|-------|-------|-------|-------|-------|-------|-------|-------|-------|-------|
| \$475 | \$508 | \$528 | \$549 | \$571 | \$594 | \$618 | \$643 | \$668 | \$695 | \$723 | \$854 |

OPTIONS

Add upcharge to list price and code to model number

| | | |
|-----|---------------------------------|----------|
| FR | CA133 Fire Retardant - Per Yard | \$90/yd. |
| MB | Moisture Barrier - Per Seat | \$68 |
| CAS | Casters - set of 4 | \$88 |

| | | |
|------|---------------------------------|-------|
| PC | Polished Chrome Finish | \$38 |
| AGF | Ganging Device - Fold away type | \$28 |
| #196 | Stacking Chair Dolly | \$460 |

| DIMENSIONS | Nesting Chair | Nesting Chair / Poly Arms | Nesting Chair / Metal Arms |
|----------------------|---------------|---------------------------|----------------------------|
| Inside Width: | 18" | 18" | 18" |
| Seat Depth | 17.5" | 17.5" | 17.5" |
| Seat Height: | 18.5" | 18.5" | 18.5" |
| Arm Height: | - | 27.5" | 26" |
| Overall Depth: | 23" | 23" | 23" |
| Overall Width: | 25" | 25" | 25" |
| Overall Height: | 32" | 32" | 32" |
| Qty./Wt. per carton: | 3 ea./45 lbs. | 3 ea./48 lbs. | 3 ea./48 lbs. |



BRIO FLIP WITH POLY BACK AND ARMS

NO POLISHED CHROME FRAME

MODEL / DESCRIPTION / LIST PRICING



5033 Flip Upholstered Seat / Polypropylene Back w/ Casters COM Yardage: 0.75 Yard.

| COM | GR1 | GR2 | GR3 | GR4 | GR5 | GR6 | GR7 | GR8 | GR9 | GR10 | LEA |
|-------|-------|-------|-------|-------|-------|-------|-------|-------|-------|-------|-------|
| \$418 | \$447 | \$465 | \$484 | \$503 | \$523 | \$544 | \$566 | \$588 | \$612 | \$636 | \$752 |



5033P Flip Upholstered Seat / Polypropylene Back / Poly Arms w/ Casters COM Yardage: 0.75 Yard.

| COM | GR1 | GR2 | GR3 | GR4 | GR5 | GR6 | GR7 | GR8 | GR9 | GR10 | LEA |
|-------|-------|-------|-------|-------|-------|-------|-------|-------|-------|-------|-------|
| \$468 | \$501 | \$521 | \$542 | \$564 | \$586 | \$610 | \$634 | \$659 | \$686 | \$713 | \$843 |



5033M Flip Upholstered Seat / Polypropylene Back / Metal Arms w/ Casters COM Yardage: 0.75 Yard.

| COM | GR1 | GR2 | GR3 | GR4 | GR5 | GR6 | GR7 | GR8 | GR9 | GR10 | LEA |
|-------|-------|-------|-------|-------|-------|-------|-------|-------|-------|-------|--------|
| \$586 | \$627 | \$652 | \$678 | \$705 | \$733 | \$763 | \$793 | \$825 | \$858 | \$892 | \$1055 |

OPTIONS

Add upcharge to list price and code to model number

| | | |
|----|---------------------------------|----------|
| FR | CA133 Fire Retardant - Per Yard | \$90/yd. |
| MB | Moisture Barrier - Per Seat | \$68 |

| | | |
|------|---------------------------------|-------|
| AGF | Ganging Device - Fold away type | \$28 |
| #196 | Stacking Chair Dolly | \$460 |

| DIMENSIONS | Nesting Chair | Nesting Chair / Poly Arms | Nesting Chair / Metal Arms |
|----------------------|---------------|---------------------------|----------------------------|
| Inside Width: | 18" | 18" | 18" |
| Seat Depth | 17.5" | 17.5" | 17.5" |
| Seat Height: | 18.5" | 18.5" | 18.5" |
| Arm Height: | - | 27.5" | 26" |
| Overall Depth: | 23" | 23" | 23" |
| Overall Width: | 25" | 25" | 25" |
| Overall Height: | 32" | 32" | 32" |
| Qty./Wt. per carton: | 3 ea./45 lbs. | 3 ea./48 lbs. | 3 ea./48 lbs. |



BRIO FLIP WITH METAL ARMS AND POLY BACK WITH UPHOLSTERED BACK INSERT

NO POLISHED CHROME FRAME

MODEL / DESCRIPTION / LIST PRICING



5042 Flip Upholstered Seat / Upholstered Back Insert w/ Casters COM Yardage: 0.75 Yard.

| COM | GR1 | GR2 | GR3 | GR4 | GR5 | GR6 | GR7 | GR8 | GR9 | GR10 | LEA |
|-------|-------|-------|-------|-------|-------|-------|-------|-------|-------|-------|-------|
| \$497 | \$531 | \$553 | \$575 | \$598 | \$622 | \$647 | \$672 | \$699 | \$727 | \$756 | \$894 |



5042P Flip Upholstered Seat / Upholstered Back Insert / Poly Arms w/ Casters COM Yardage: 0.75 Yard.

| COM | GR1 | GR2 | GR3 | GR4 | GR5 | GR6 | GR7 | GR8 | GR9 | GR10 | LEA |
|-------|-------|-------|-------|-------|-------|-------|-------|-------|-------|-------|-------|
| \$547 | \$585 | \$609 | \$633 | \$658 | \$685 | \$712 | \$741 | \$770 | \$801 | \$833 | \$985 |



5042M Flip Upholstered Seat / Upholstered Back Insert / Metal Arms w/ Casters COM Yardage: 0.75 Yard.

| COM | GR1 | GR2 | GR3 | GR4 | GR5 | GR6 | GR7 | GR8 | GR9 | GR10 | LEA |
|-------|-------|-------|-------|-------|-------|-------|-------|-------|-------|--------|--------|
| \$665 | \$711 | \$740 | \$769 | \$800 | \$832 | \$865 | \$900 | \$936 | \$973 | \$1012 | \$1196 |

OPTIONS

Add upcharge to list price and code to model number

| | | |
|----|---------------------------------|----------|
| FR | CA133 Fire Retardant - Per Yard | \$90/yd. |
| MB | Moisture Barrier - Per Seat | \$68 |

| | | |
|------|---------------------------------|-------|
| AGF | Ganging Device - Fold away type | \$28 |
| #196 | Stacking Chair Dolly | \$460 |

| DIMENSIONS | Nesting Chair | Nesting Chair / Poly Arms | Nesting Chair / Metal Arms |
|----------------------|---------------|---------------------------|----------------------------|
| Inside Width: | 18" | 18" | 18" |
| Seat Depth | 17.5" | 17.5" | 17.5" |
| Seat Height: | 18.5" | 18.5" | 18.5" |
| Arm Height: | - | 27.5" | 26" |
| Overall Depth: | 23" | 23" | 23" |
| Overall Width: | 25" | 25" | 25" |
| Overall Height: | 32" | 32" | 32" |
| Qty./Wt. per carton: | 3 ea./45 lbs. | 3 ea./48 lbs. | 3 ea./48 lbs. |



BRIO MESH BACK FLIP WITH METAL ARMS

NO POLISHED CHROME FRAME

MODEL / DESCRIPTION / LIST PRICING



5043 Flip Upholstered Seat Insert / Mesh Back w/ Casters

COM Yardage: 0.75 Yard.

| COM | GR1 | GR2 | GR3 | GR4 | GR5 | GR6 | GR7 | GR8 | GR9 | GR10 | LEA |
|-------|-------|-------|-------|-------|-------|-------|-------|-------|-------|-------|-------|
| \$517 | \$553 | \$575 | \$598 | \$622 | \$647 | \$673 | \$699 | \$727 | \$756 | \$787 | \$930 |



5043P Flip Upholstered Seat Insert/ Mesh Back / Poly Arms w/ Casters

COM Yardage: 0.75 Yard.

| COM | GR1 | GR2 | GR3 | GR4 | GR5 | GR6 | GR7 | GR8 | GR9 | GR10 | LEA |
|-------|-------|-------|-------|-------|-------|-------|-------|-------|-------|-------|--------|
| \$634 | \$679 | \$706 | \$734 | \$763 | \$794 | \$826 | \$859 | \$893 | \$929 | \$966 | \$1142 |



5043M Flip Upholstered Seat Insert / Mesh Back / Metal Arms w/ Casters

COM Yardage: 0.75 Yard.

| COM | GR1 | GR2 | GR3 | GR4 | GR5 | GR6 | GR7 | GR8 | GR9 | GR10 | LEA |
|-------|-------|-------|-------|-------|-------|-------|-------|-------|--------|--------|--------|
| \$685 | \$733 | \$762 | \$792 | \$824 | \$857 | \$891 | \$927 | \$964 | \$1003 | \$1043 | \$1232 |

OPTIONS

Add upcharge to list price and code to model number

| | | |
|----|---------------------------------|----------|
| FR | CA133 Fire Retardant - Per Yard | \$90/yd. |
| MB | Moisture Barrier - Per Seat | \$68 |

| | | |
|------|---------------------------------|-------|
| AGF | Ganging Device - Fold away type | \$28 |
| #196 | Stacking Chair Dolly | \$460 |

CABERNET

Cabernet has a plywood backrest with a selection of cutout options. Also available with upholstered seat insert and many stain color finishes.



FULL BACK CHAIR



FULL BACK STOOL



DEMI BACK STOOL

ORDERING INFORMATION

To Order Please Specify:

- | | |
|----------------------------|---|
| 1) Series Name | 6) Fabric Grade & Number |
| 2) Model Number | 7) Optional Items |
| 3) Quantity | 8) Back Cutouts |
| 4) Wood Stain Finish Color | 9) Engraving |
| 5) Frame Color | 10) LPS (Laminate Plywood Seating) |

CABERNET GENERAL SPECIFICATIONS

Shell

- Compound angle .50" thick multi-ply Beech wood shell.
- Shell is available in full or demi back with vertical running wood grain.

Upholstery

- Shell or upholstered inserts can be finished in choice of fabric, vinyl, crypton, leather or approved COM.

Frame

- 14 gauge continuous steel tubing. • 4-Leg frames are .75" diameter, 14 gauge steel tubing with hand brazed welds, available in café and bar stool heights.

Glides

- Factory installed self leveling steel glides.

COLORS / FINISHES

Frame Finish Colors:

Standard polished chrome frame finish.

Optional standard powder coat colors available with upcharge.
Contrasting stain colors available.

Wood Stain Finish Colors:

Standard wood stain colors.


OPTIONS

- CODE: FR - CA133 Fire Retardant.
- CODE: MB - Moisture Barrier.
- CODE: UBI - Upholstered Seat Insert.
- CODE: ENG - Laser Engraved.
- CODE: HG - Hand Grip Cutout
- CODE: CH - Counter Height (24" seat height)
- CODE: SH - Specialty Height (any custom height)
- CODE: SF - Powder Coat finish frame
- CODE: **LPS - Laminate Plywood Seating**
- CODE: **DBC1 - Java**
- CODE: **DBC3 - Flatware**
- CODE: **DBC4 - Wine Glass**
- CODE: **DBC6 - Martini**

OPTIONS:



HAND GRIP CUTOUT



LASER ENGRAVING

| DIMENSIONS | Café Chair Solid Back | Demi Back Bar Stool | Full Back Bar Stool |
|----------------------|-----------------------|---------------------|---------------------|
| Seat Width: | 16.5" | 16.5" | 16.5" |
| Seat Depth: | 15.5" | 15.5" | 15.5" |
| Seat Height: | 18.5" | 31" | 31" |
| Back Height: | 34" | 41" | 46" |
| Overall Width: | 19" | 19" | 19" |
| Overall Depth: | 21.5" | 21.5" | 21.5" |
| Qty./Wt. per carton: | 3 ea./52 lbs. | 2 ea./46 lbs. | 3 ea./72 lbs. |

A WALL SAVER!



CAFÉ CHAIR



CAFÉ CHAIR WITH UPHOLSTERED SEAT INSERT AND HAND GRIP OPTION

MODEL / DESCRIPTION / LIST PRICING



6350 Café Chair

Chair
\$450

6351 Café Chair Solid Back with Upholstered Seat Insert

COM Yardage: .75 Yards

| COM | GR1 | GR2 | GR3 | GR4 | GR5 | GR6 | GR7 | GR8 | GR9 | GR10 | LEA |
|-------|-------|-------|-------|-------|-------|-------|-------|-------|-------|-------|-------|
| \$524 | \$561 | \$583 | \$606 | \$631 | \$656 | \$682 | \$709 | \$738 | \$767 | \$798 | \$943 |



6352 Demi Back Bar Stool

Chair
\$599

6353 Demi Back Bar Stool with Upholstered Seat Insert

COM Yardage: .75 Yards

| COM | GR1 | GR2 | GR3 | GR4 | GR5 | GR6 | GR7 | GR8 | GR9 | GR10 | LEA |
|-------|-------|-------|-------|-------|-------|-------|-------|-------|-------|--------|--------|
| \$683 | \$730 | \$759 | \$790 | \$821 | \$854 | \$888 | \$924 | \$961 | \$999 | \$1039 | \$1229 |



6354 Full Back Bar Stool with Upholstered Seat Insert

Chair
\$583

6355 Full Back Bar Stool

COM Yardage: .75 Yards

| COM | GR1 | GR2 | GR3 | GR4 | GR5 | GR6 | GR7 | GR8 | GR9 | GR10 | LEA |
|-------|-------|-------|-------|-------|-------|-------|-------|-------|-------|--------|--------|
| \$667 | \$713 | \$742 | \$772 | \$803 | \$835 | \$868 | \$903 | \$939 | \$976 | \$1015 | \$1200 |

OPTIONS

Add upcharge to list price and code to model number

Cutouts only - Use Base Chair pricing + \$79 cutout charge per chair (minimum 12 chairs of same design and series)

DBC1 - JAVA

DBC3 - FLATWARE

DBC4 - WINE GLASS

DBC6 - MARTINI

| | | |
|------|----------------------------------|------------------|
| FR | CA133 Fire Retardant per yard. | \$90/yd. |
| MB | Moisture Barrier - Per Seat | \$68 |
| ENG | Laser Engraving Back Design | \$85 + Setup Fee |
| #196 | Stacking Dolly | \$460 |
| CH | Counter Height (24" seat height) | \$28 |

| | | |
|----|--------------------------------------|------|
| SH | Specialty Height (any custom height) | \$28 |
| SF | Powder Coat Finish - Chair | \$38 |
| SF | Powder Coat - Bar Stool | \$58 |
| HG | Hand Grip Cutout - Standard Seat | \$75 |

Designer Back Cutouts Available

ORDERING INFORMATION

To Order Please Specify:

- 1) Series Name
- 2) Model Number
- 3) Quantity
- 4) Back Cutout Design
- 5) Engraving, Front or Back

Design

ERG offers several cutout designs to customize your chair or stool. By using our existing designs a setup charge is not required. These designs are applicable to the Cabernet Series: Cutout patterns measure approximately 5.5" in height.



DEMI BACK BARSTOOL WITH OPTIONAL HANDGRIP CUTOUT




DEMI BACK BARSTOOL WITH OPTIONAL JAVA DESIGN CUTOUT

Laser Engraving

MINIMUM 12 CHAIRS

CODE: ENG - \$85 each, plus \$245 list setup fee



LASER ENGRAVING - FRONT OR BACK

Back Cutouts

PRICING EXAMPLE

4-leg chair Model #6350 with Java Cutout:

Base price= \$450

Java Cutout= \$75

\$450 + \$75 = \$525 total list

ONE TIME SET UP (PER DESIGN)

\$135 list

MINIMUM 12 CHAIRS (OF SAME DESIGN AND SERIES)

Cutouts only – Use Base Chair pricing + \$75 cutout charge per chair

Choose from the following back cutout designs



Back Cutouts \$75 list per chair + Base Chair pricing

(Instead of stain wood finishes)

LPS ~ LAMINATE PLYWOOD SEATING

ERG offers you a choice of many high pressure laminates such as Formica, Nevamar and Wilsonart.



- Select from hundreds of laminate colors and designs.
- Very durable, easy to clean.
- Ideal for café, dining and public spaces.
- For LPS pricing please call customer service.

One or Two laminate choices per chair.
12 chair minimum quantity



Standard polished chrome frame finish.

OPTIONS

Add upcharge to list price and code to model number

Cutouts only - Use Base Chair pricing + \$75 list back cutout charge per chair + \$135 setup fee

DBC1 - JAVA

DBC3 - FLATWARE

DBC4 - WINE GLASS

DBC6 - MARTINI

| | | |
|------|----------------------------------|------------------|
| FR | CA133 Fire Retardant per yard. | \$90/yd. |
| MB | Moisture Barrier - Per Seat | \$68 |
| ENG | Laser Engraving Back Design | \$85 + Setup Fee |
| #196 | Stacking Dolly | \$460 |
| CH | Counter Height (24" seat height) | \$28 |

| | | |
|----|--------------------------------------|------|
| SH | Specialty Height (any custom height) | \$28 |
| SF | Powder Coat Finish - Chair | \$38 |
| SF | Powder Coat - Bar Stool | \$58 |
| HG | Hand Grip Cutout - Standard Seat | \$75 |

CENTRA SERIES

Centra bar stool have a polished chrome frame with multi-ply Beech wood shell featuring designer cutout (finely sanded, with no sharp edges). 4 adjustable steel glides installed. Centra also offers welded footrest matching frame color.



ORDERING INFORMATION

To Order Please Specify:

- 1) Series Name
- 2) Model Number
- 3) Quantity
- 4) Wood Stain Finish Color
- 5) Frame Color or Polished Chrome
- 6) Fabric Grade & Number
- 7) Optional Items

CENTRA GENERAL SPECIFICATIONS

Shell

- Contoured single piece wood shell made of Beech wood multi-ply at .50" thickness.
- Backrest features a decorative pattern cutout.

Upholstery

- Upholstered seat inserts can be finished in choice of fabric, vinyl, crypton or leather or approved COM.

Frame

- Centra frames are .50" diameter, 16 gauge steel tubing with hand brazed welds. Frames are available in counter stool and bar stool heights.

Glides

- Factory installed self leveling steel glides.

COLORS / FINISHES

Wood Stain Finish Colors:

Standard wood stain colors.

Frame Finish Colors:

Standard polished chrome frame finish.

Optional powder coat colors available with upcharge.

OPTIONS

- CODE: FR - CA133 Fire Retardant.
- CODE: MB - Moisture Barrier.
- CODE: CH - Counter Height (24" seat height)
- CODE: SH - Specialty Height (any custom height)
- CODE: SF - Powder Coat Metal Frame Finish

| DIMENSIONS | Counter Stool | Bar Stool |
|----------------------|---------------|---------------|
| Seat Width: | 16.5" | 16.5" |
| Seat Depth | 15.5" | 15.5" |
| Seat Height: | 24" | 30" |
| Back Height: | 38" | 44" |
| Overall Width: | 16.5" | 16.5" |
| Overall Depth: | 20" | 20" |
| Qty./Wt. per carton: | 3 ea./48 lbs. | 3 ea./50 lbs. |



BAR STOOL

MODEL / DESCRIPTION / LIST PRICING



904 Bar Stool

Beech wood
\$313

906 Bar Stool with Upholstered Seat Insert

COM Yardage: 0.75 Yds

| COM | GR1 | GR2 | GR3 | GR4 | GR5 | GR6 | GR7 | GR8 | GR9 | GR10 | LEA |
|-------|-------|-------|-------|-------|-------|-------|-------|-------|-------|-------|-------|
| \$372 | \$398 | \$414 | \$430 | \$447 | \$465 | \$484 | \$503 | \$523 | \$544 | \$566 | \$669 |

OPTIONS

Add upcharge to list price and code to model number

| | | |
|----|----------------------------------|----------|
| FR | CA133 Fire Retardant per yard | \$90/yd. |
| MB | Moisture Barrier - Per Seat | \$68 |
| CH | Counter Height (24" seat height) | \$28 |

| | | |
|----|--------------------------------------|------|
| SH | Specialty Height (any custom height) | \$28 |
| SF | Powder Coat Frame Finish - Bar Stool | \$58 |



DEKKO CHAIR COLLECTION

Dekko chair features a one piece Beech wood shell available with several veneer species and many design options on five frame styles. Dekko shells also available in LPS, see LPS section for details.

ORDERING INFORMATION

To Order Please Specify:

- | | |
|------------------------------|---|
| 1) Series Name | 7) Fabric Grade & Number |
| 2) Model Number | 8) Back Cutout Design Option |
| 3) Quantity | 9) Optional Items |
| 4) Wood Stain Finish Color | 10) Back Cutouts |
| 5) Epoxy Frame Color | 11) Engraving |
| 6) Arm Cap Color (Angle Arm) | 12) LPS (Laminate Plywood Seating) |



4-LEG CHAIR



FULLY UPHOLSTERED WITH OFFSET TWO FABRIC

DEKKO CHAIR GENERAL SPECIFICATIONS

Shell

- Compound angle .50" thick multi-ply Beech wood shell.
- Shell is available with vertical running wood grain.
- Four specialty veneers are also offered for the Dekko shell (see options).

Upholstery

- Shell or upholstered inserts can be finished in choice of fabric, vinyl, crypton, leather or approved COM.

Frames

- Sled base frames are .75" diameter, 14 gauge continuous steel tubing.
- 4-Leg frames are .75" diameter, 14 gauge steel tubing with hand brazed welds, available in café and bar stool heights.
- 4-Leg café height are available with arms and with optional casters.

Glides

- Factory installed self leveling steel glides.
- Sled frames come with clear polyvinyl glides.

Stacking

- Both chair and stools stack 4-6 high on the floor.

COLORS / FINISHES

Wood Stain Finish Colors:

Standard wood stain colors.

Frame Finish Colors:

Standard powder coat colors.

Optional polished chrome available with upcharge.

Elliptical Arm Cap Colors:

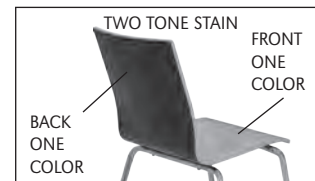
Elliptical arm is standard with Polyurethane arm cap. Choose from 3 colors: Black, Gray and Charcoal.

Angle Arm Cap Colors:

Angle arm polyurethane arm caps available in Charcoal as an option.

OPTIONS

- CODE: FR - CA133 Fire Retardant.
- CODE: MB - Moisture Barrier.
- CODE: PAC - Poly Arm Caps for Angle Arms: Soft Polyurethane in Charcoal.
- CODE: UBI - Upholstered Back Insert.
- CODE: 2FO - Two Fabric Option (front - back).
- CODE: O2FO - Two Fabric Option (offset).
- CODE: CAS - Casters for Models 744, 745, 746.
- CODE: TT - Two Tone stain colors (For solid, no hole back design only).
- CODE: ENG - Laser Engraved.
- CODE: SQ - Square Hole Cutout Back Design.
RD - Round Hole Cutout Back Design.
RECT - Rectilinear Hole Cutout Design.-
- CODE: USW - Natural US Walnut Veneer.
TIR - Tiramisu Hi-Def Veneer.
BIS - Biscotti Hi-Def Veneer.-
COF - Coffee Bean Hi-Def Veneer.
- CODE: PC - Polished Chrome.
- CODE: PC-S - Polished Chrome finish - Sled Base
- CODE: LPS - Laminate Plywood Seating.



SOLID BACK



ROUND HOLE



SQUARE HOLE



RECTILINEAR HOLE

| DIMENSIONS | 4 Leg Chair | Sled Base |
|----------------------|---------------|---------------|
| Seat Width: | 17.5" | 17.5" |
| Seat Depth: | 15.5" | 15.5" |
| Seat Height: | 17.5" | 17.5" |
| Back Height: | 33.5" | 33.5" |
| Overall Width: | 20.5" | 20.5" |
| Overall Depth: | 22" | 22" |
| Qty./Wt. per carton: | 3 ea./50 lbs. | 3 ea./50 lbs. |



FULLY UPHOLSTERED



SLED BASE

MODEL / DESCRIPTION / LIST PRICING



744 4-Leg Chair - Single Piece Beech wood Shell



Chair
\$431

744/SI 4-Leg Chair - Single Piece Beech wood Shell, Upholstered Seat Insert

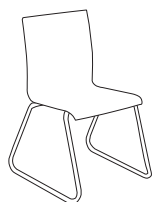
COM Yardage: 0.75 Yds

| COM | GR1 | GR2 | GR3 | GR4 | GR5 | GR6 | GR7 | GR8 | GR9 | GR10 | LEA |
|-------|-------|-------|-------|-------|-------|-------|-------|-------|-------|-------|-------|
| \$547 | \$585 | \$609 | \$633 | \$658 | \$685 | \$712 | \$741 | \$770 | \$801 | \$833 | \$985 |

744/U 4-Leg Chair - Fully Upholstered Shell

COM Yardage: 1.5 Yds

| COM | GR1 | GR2 | GR3 | GR4 | GR5 | GR6 | GR7 | GR8 | GR9 | GR10 | LEA |
|-------|-------|-------|-------|-------|-------|-------|-------|-------|-------|-------|-------|
| \$547 | \$585 | \$609 | \$633 | \$658 | \$685 | \$712 | \$741 | \$770 | \$801 | \$833 | \$985 |



740 Sled Base Chair - Single Piece Beech wood Shell

Chair
\$467

740/SI Sled Base Chair - Single Piece Beech wood Shell, Upholstered Seat Insert

COM Yardage: 0.75 Yds

| COM | GR1 | GR2 | GR3 | GR4 | GR5 | GR6 | GR7 | GR8 | GR9 | GR10 | LEA |
|-------|-------|-------|-------|-------|-------|-------|-------|-------|-------|-------|--------|
| \$584 | \$625 | \$650 | \$676 | \$703 | \$731 | \$760 | \$790 | \$822 | \$855 | \$889 | \$1051 |

740/U Sled Base Chair - Fully Upholstered Shell

COM Yardage: 1.5 Yds

| COM | GR1 | GR2 | GR3 | GR4 | GR5 | GR6 | GR7 | GR8 | GR9 | GR10 | LEA |
|-------|-------|-------|-------|-------|-------|-------|-------|-------|-------|-------|--------|
| \$599 | \$640 | \$666 | \$693 | \$720 | \$749 | \$779 | \$810 | \$843 | \$876 | \$911 | \$1077 |

OPTIONS

Add upcharge to list price and code to model number

| | | |
|------|--|----------|
| FR | CA 133 Fire Retardant - per yd. | \$90/yd. |
| MB | Moisture Barrier - Per Seat | \$68 |
| PAC | Poly Arm Caps - Angle Arm Chair - per pair | \$88 |
| UBI | Upholstered Back Insert - per seat | \$95 |
| 2FO | Two Fabric Option (frnt - bk) | \$98 |
| O2FO | Two Fabric Option (offset) | \$98 |
| CAS | Casters - for Models 744, 745 & 746 | \$88 |
| TT | Two Tone Stains | \$75 |
| ENG | Laser Engraving Back Design* | \$85 |
| SQ | Square Hole Back Cutouts | \$75 |

| | | |
|------|--------------------------------------|-------|
| RD | Round Hole Back Cutouts | \$75 |
| RECT | Rectilinear Hole Back Cutouts | \$75 |
| USW | Natural US Walnut Veneer | \$110 |
| TIR | Tiramisu Hi-Def Veneer | \$220 |
| BIS | Biscotti Hi-Def Veneer | \$220 |
| COF | Coffee Bean Hi-Def Veneer | \$220 |
| PC-S | Polished Chrome finish - Sled Base | \$120 |
| PC | Polished Chrome finish - 4-leg Chair | \$38 |
| LPS | Laminate Plywood Seating | Call |

*One time setup fee of \$245. Minimum 12 chairs (of same design and series)

| DIMENSIONS | Arm Chair |
|----------------------|---------------|
| Seat Width: | 17.5" |
| Seat Depth: | 15.5" |
| Seat Height: | 17.5" |
| Arm Height: | 26" |
| Back Height: | 33.5" |
| Overall Width: | 20.5" |
| Overall Depth: | 22" |
| Qty./Wt. per carton: | 3 ea./62 lbs. |



ELLIPTICAL ARM CHAIR



ANGLE ARM CHAIR

MODEL / DESCRIPTION / LIST PRICING



745 Elliptical Arm Chair - Single Piece Beech wood Shell

| | | | | | | | | | | | | |
|-------|--|--|--|--|--|--|--|--|--|--|--|--|
| Chair | | | | | | | | | | | | |
| \$648 | | | | | | | | | | | | |

745/SI Elliptical Arm Chair - Single Piece Beech wood Shell, Upholstered Seat Insert

COM Yardage: 0.75 Yds

| COM | GR1 | GR2 | GR3 | GR4 | GR5 | GR6 | GR7 | GR8 | GR9 | GR10 | LEA |
|-------|-------|-------|-------|-------|-------|--------|--------|--------|--------|--------|--------|
| \$769 | \$822 | \$855 | \$890 | \$925 | \$962 | \$1001 | \$1041 | \$1082 | \$1126 | \$1171 | \$1383 |

745/U Elliptical Arm Chair - Fully Upholstered shell

COM Yardage: 1.5 Yds

| COM | GR1 | GR2 | GR3 | GR4 | GR5 | GR6 | GR7 | GR8 | GR9 | GR10 | LEA |
|-------|-------|-------|-------|-------|-------|--------|--------|--------|--------|--------|--------|
| \$782 | \$837 | \$870 | \$905 | \$942 | \$979 | \$1018 | \$1059 | \$1101 | \$1146 | \$1191 | \$1408 |

Note: Elliptical arm is standard with Polyurethane arm cap.
Please specify color when ordering: Black, Grey or Charcoal.



746 Angle Arm Chair - Single Piece Beech wood Shell

| | | | | | | | | | | | | |
|-------|--|--|--|--|--|--|--|--|--|--|--|--|
| Chair | | | | | | | | | | | | |
| \$574 | | | | | | | | | | | | |

746/SI Angle Arm Chair - Single Piece Beech wood Shell, Upholstered Seat Insert

COM Yardage: 0.75 Yds

| COM | GR1 | GR2 | GR3 | GR4 | GR5 | GR6 | GR7 | GR8 | GR9 | GR10 | LEA |
|-------|-------|-------|-------|-------|-------|-------|-------|-------|-------|--------|--------|
| \$664 | \$710 | \$738 | \$768 | \$799 | \$831 | \$864 | \$898 | \$934 | \$972 | \$1011 | \$1194 |

746/U Angle Arm Chair - Fully Upholstered shell

COM Yardage: 1.5 Yds

| COM | GR1 | GR2 | GR3 | GR4 | GR5 | GR6 | GR7 | GR8 | GR9 | GR10 | LEA |
|-------|-------|-------|-------|-------|-------|-------|--------|--------|--------|--------|--------|
| \$750 | \$802 | \$834 | \$868 | \$902 | \$938 | \$976 | \$1015 | \$1056 | \$1098 | \$1142 | \$1349 |

Note: Angle arm is available with soft Polyurethane arm caps in Charcoal
Add PAC to part number when ordering.

OPTIONS

Add upcharge to list price and code to model number

| | | |
|------|--|----------|
| FR | CA 133 Fire Retardant - per yd. | \$90/yd. |
| MB | Moisture Barrier - Per Seat | \$68 |
| PAC | Poly Arm Caps - Angle Arm Chair - per pair | \$88 |
| UBI | Upholstered Back Insert - per seat | \$95 |
| 2FO | Two Fabric Option (frnt - bk) | \$98 |
| O2FO | Two Fabric Option (offset) | \$98 |
| CAS | Casters - for Models 744, 745 & 746 | \$88 |
| TT | Two Tone Stains | \$75 |
| ENG | Laser Engraving Back Design* | \$85 |
| SQ | Square Hole Back Cutouts | \$75 |

| | | |
|------|---|-------|
| RD | Round Hole Back Cutouts | \$75 |
| RECT | Rectilinear Hole Back Cutouts | \$75 |
| USW | Natural US Walnut Veneer | \$110 |
| TIR | Tiramisu Hi-Def Veneer | \$220 |
| BIS | Biscotti Hi-Def Veneer | \$220 |
| COF | Coffee Bean Hi-Def Veneer | \$220 |
| PC | Polished Chrome finish - Elliptical Arm Chair | \$75 |
| PC | Polished Chrome finish - Angle Arm Chair | \$98 |
| PC | Polished Chrome finish - 4-leg Chair | \$38 |
| LPS | Laminate Plywood Seating | Call |

*One time setup fee of \$245. Minimum 12 chairs (of same design and series)

also available in
LPS

DEKKO STOOLS

Dekko Stool has a Beech wood shell offered in several veneer species and designs in two back heights on two frame styles. Dekko shells are available in LPS, see LPS section for details.



4-LEG DEMI BACK STOOL



4-LEG TALL BACK STOOL

ORDERING INFORMATION

To Order Please Specify:

- | | |
|----------------------------|------------------------------|
| 1) Series Name | 5) Epoxy Frame Color |
| 2) Model Number | 6) Fabric Grade & Number |
| 3) Quantity | 7) Back Cutout Design Option |
| 4) Wood Stain Finish Color | 8) Optional Items |

DEKKO STOOL GENERAL SPECIFICATIONS

Shell

- Compound angle .50" thick multi-ply Beech wood shell.
- Shell is available in full or demi back with vertical running wood grain.
- Four specialty veneers are also offered for the Dekko shell (see options).

Upholstery

- Shell or upholstered inserts can be finished in choice of fabric, vinyl, crypton, leather or approved COM.

Frame

- Dekko bar stool frames are .75" diameter, 14 gauge steel tubing with hand brazed welds.

Glides

- Factory installed self leveling steel glides.

COLORS / FINISHES

Wood Stain Finish Colors:

Standard wood stain colors.

Stool Frame Finish Colors:

Standard powder coat finishes

Optional polished chrome available with upcharge.

OPTIONS

- CODE: FR - CA133 Fire Retardant.
- CODE: MB - Moisture Barrier.
- CODE: UBI - Upholstered Back Insert.
- CODE: 2FO - Two Fabric Option (front - back).
- CODE: O2FO - Two Fabric Option (offset).
- CODE: TT - Two Tone Stains.
- CODE: ENG - Laser Engraving.
- CODE: CH - Counter Height (24" seat height)
- CODE: SH - Specialty Height (any custom height)
- CODE: SQ - Square Hole Back Cutout.
RD - Round Hole Back Cutout.
RECT - Rectilinear Hole Back Cutout
- CODE: USW - Natural US Walnut Veneer.
TIR - Tiramisu Hi-Def Veneer finish.
BIS - Biscotti Hi-Def Veneer finish.
COF - Coffee Bean Hi-Def Veneer finish.
- CODE: PC - Polished Chrome frame finish.



SOLID BACK



ROUND HOLE



SQUARE HOLE



RECTILINEAR HOLE



LASER ENGRAVED



TWO TONE STAIN
BACK ONE COLOR
FRONT ONE COLOR

| DIMENSIONS | Demi Back Bar Stool | Tall Back Bar Stool |
|----------------------|---------------------|---------------------|
| Seat Width: | 17.5" | 17.5" |
| Seat Depth: | 15.5" | 15.5" |
| Seat Height: | 30" | 30" |
| Back Height: | 34.5" | 44" |
| Overall Width: | 22" | 22" |
| Overall Depth: | 24" | 24" |
| Qty./Wt. per carton: | 3 ea./62 lbs. | 2 ea./46 lbs. |



4-LEG DEMI BACK STOOL

MODEL / DESCRIPTION / LIST PRICING



743 Demi Back Stool

Chair
\$594

743/SI Demi Back Stool - Upholstered Seat Insert

COM Yardage: 0.75 Yds

| COM | GR1 | GR2 | GR3 | GR4 | GR5 | GR6 | GR7 | GR8 | GR9 | GR10 | LEA |
|-------|-------|-------|-------|-------|-------|-------|-------|-------|-------|--------|--------|
| \$676 | \$724 | \$752 | \$783 | \$814 | \$846 | \$880 | \$916 | \$952 | \$990 | \$1030 | \$1217 |



752 Tall Back Bar Stool

Chair
\$566

752/SI Tall Back Stool - Upholstered Seat Insert

COM Yardage: 0.75 Yds

| COM | GR1 | GR2 | GR3 | GR4 | GR5 | GR6 | GR7 | GR8 | GR9 | GR10 | LEA |
|-------|-------|-------|-------|-------|-------|-------|-------|-------|-------|-------|--------|
| \$642 | \$686 | \$714 | \$742 | \$772 | \$803 | \$835 | \$869 | \$903 | \$939 | \$977 | \$1155 |

752/U Tall Back Stool - Fully Upholstered Shell

COM Yardage: 1.5 Yds

| COM | GR1 | GR2 | GR3 | GR4 | GR5 | GR6 | GR7 | GR8 | GR9 | GR10 | LEA |
|-------|-------|-------|-------|-------|-------|-------|-------|-------|--------|--------|--------|
| \$697 | \$746 | \$776 | \$807 | \$839 | \$873 | \$908 | \$944 | \$982 | \$1021 | \$1062 | \$1255 |

Laser Engraving



LASER ENGRAVING - FRONT OR BACK

Back Cutouts



MARTINI DBC6

OPTIONS

Add upcharge to list price and code to model number

| | | |
|------|--------------------------------------|----------|
| FR | CA 133 Fire Retardant - per yd. | \$90/yd. |
| MB | Moisture Barrier - Per Seat | \$68 |
| UBI | Upholstered Back Insert - per seat | \$95 |
| 2FO | Two Fabric Option (frnt - bk) | \$98 |
| O2FO | Two Fabric Option (offset) | \$98 |
| TT | Two Tone Stains | \$75 |
| ENG | Laser Engraving Back Design* | \$85 |
| CH | Counter Height (24" seat height) | \$28 |
| SH | Specialty Height (any custom height) | \$28 |

| | | |
|------|------------------------------------|-------|
| SQ | Square Hole Back Cutouts | \$75 |
| RD | Round Hole Back Cutouts | \$75 |
| RECT | Rectilinear Hole Back Cutouts | \$75 |
| USW | Natural US Walnut Veneer | \$110 |
| TIR | Tiramisu Hi-Def Veneer | \$220 |
| BIS | Biscotti Hi-Def Veneer | \$220 |
| COF | Coffee Bean Hi-Def Veneer | \$220 |
| PC | Polished Chrome finish - Bar Stool | \$58 |

*One time setup fee of \$245. Minimum 12 chairs (of same design and series)

DEL STOOLS

Del Stools feature an upholstered seat over 4" high resiliency foam in two heights with a fully welded square metal tube or solid hardwood frame.



METAL FRAME BAR STOOL



WOOD FRAME BAR STOOL

ORDERING INFORMATION

To Order Please Specify:

- | | |
|-----------------|---------------------------|
| 1) Series Name | 4) Frame Color/Wood Stain |
| 2) Model Number | 5) Fabric Grade & Number |
| 3) Quantity | 6) Optional Items |

DEL GENERAL SPECIFICATIONS

Upholstery

- Seat is fully upholstered over 4" high resiliency foam.
- Seat can be upholstered with choice of fabric, vinyl, crypton, leather or approved COM.

Frame

- Fully welded 1"x1" 14 gauge square steel tubing.
- Wood stool frames are solid 1.25" X 2" Maple wood.

Glides

- Factory installed polyvinyl glides.

Scuff Guard

- Standard factory installed stainless steel scuff guard.

COLORS / FINISHES

Frame Finish Colors:

- Standard powder coat colors.
- Standard wood stain colors.

OPTIONS

- CODE: FR - CA133 Fire Retardant.
- CODE: MB - Moisture Barrier.

STANDARD STAINLESS STEEL SCUFF GUARD DETAIL



METAL FRAME




WOOD FRAME

| DIMENSIONS | Counter Stool | Bar Stool |
|----------------------|---------------|---------------|
| Seat Height: | 24" | 30" |
| Overall Width: | 15" | 15" |
| Overall Depth: | 15" | 15" |
| Qty./Wt. per carton: | 1 ea./33 lbs. | 1 ea./35 lbs. |



METAL FRAME COUNTER STOOL

MODEL / DESCRIPTION / LIST PRICING

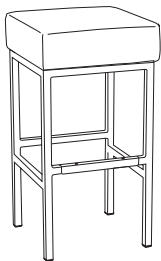


5110 Counter Stool - Metal Frame COM Yardage: 1.25 Yd

| COM | GR1 | GR2 | GR3 | GR4 | GR5 | GR6 | GR7 | GR8 | GR9 | GR10 | LEA |
|-------|-------|-------|-------|-------|-------|-------|-------|--------|--------|--------|--------|
| \$728 | \$779 | \$810 | \$842 | \$876 | \$911 | \$947 | \$985 | \$1025 | \$1066 | \$1108 | \$1310 |

5114 Counter Stool - Wood Frame COM Yardage: 1.25 Yd

| COM | GR1 | GR2 | GR3 | GR4 | GR5 | GR6 | GR7 | GR8 | GR9 | GR10 | LEA |
|-------|-------|-------|-------|-------|-------|-------|--------|--------|--------|--------|--------|
| \$739 | \$791 | \$823 | \$855 | \$890 | \$925 | \$962 | \$1001 | \$1041 | \$1082 | \$1126 | \$1331 |



5112 Bar Stool - Metal Frame COM Yardage: 1.25 Yd

| COM | GR1 | GR2 | GR3 | GR4 | GR5 | GR6 | GR7 | GR8 | GR9 | GR10 | LEA |
|-------|-------|-------|-------|-------|-------|-------|--------|--------|--------|--------|--------|
| \$761 | \$815 | \$847 | \$881 | \$916 | \$953 | \$991 | \$1031 | \$1072 | \$1115 | \$1159 | \$1370 |

5116 Bar Stool - Wood Frame COM Yardage: 1.25 Yd

| COM | GR1 | GR2 | GR3 | GR4 | GR5 | GR6 | GR7 | GR8 | GR9 | GR10 | LEA |
|-------|-------|-------|-------|-------|-------|--------|--------|--------|--------|--------|--------|
| \$772 | \$826 | \$859 | \$893 | \$929 | \$966 | \$1005 | \$1045 | \$1087 | \$1130 | \$1175 | \$1389 |

OPTIONS

Add upcharge to list price and code to model number

| | | | | | |
|----|-------------------------------|----------|----|-----------------------------|------|
| FR | CA133 Fire Retardant per yard | \$90/yd. | MB | Moisture Barrier - Per Seat | \$68 |
|----|-------------------------------|----------|----|-----------------------------|------|

DELFI SERIES

The Delfi Series chair features exceptional comfort. Contoured plastic shell is designed for long hours of sitting pleasure. Delfi multipurpose stacking chairs are available in 4 stacking frame styles.



4-LEG



4-LEG W/ARMS

**Take an additional
15% DISCOUNT
on Burgundy and
Plum shell colors**

ORDERING INFORMATION

To Order Please Specify:

- | | |
|---------------------|--------------------------|
| 1) Series Name | 5) Frame Color |
| 2) Model Number | 6) Fabric Grade & Number |
| 3) Quantity | 7) Optional Items |
| 4) Poly Shell Color | |

DELFI GENERAL SPECIFICATIONS

Shell

- 100% Polypropylene two piece shell available in 11 shell colors.

Upholstery

- Upholstered insert on seat and back can be upholstered with choice of fabric, vinyl, crypton, leather or approved COM.

Frame

- Sled Base chair frame is .625" dia., 12 gauge continuous steel tubing.
- Four leg café chair and bar stool frames are .875" diameter, 12 gauge steel tubing.
- Four Leg with Elliptical Arms model 085 is 12 gauge steel tubing with 1.25" elliptical steel on arm section and .875" diameter on back legs.

Glides

- Sled base and arm chair includes clear, non-marking polyvinyl glides.
- Self leveling steel glides are installed on the 4-Leg chairs and stools.

Stacking

- Sled chairs stack 4 high on the floor, 16-18 high on a dolly.
- Upholstered sled stacks 8-10 on a dolly.
- Four leg chairs and stools stack 4 high on the floor, 6-8 high on dolly.



#196 Stacking Chair Dolly

This dolly will accommodate Delfi Stacking Models. Square laminate base insert protects chairs. Approx. 25" x 25".

COLORS / FINISHES

Frame Finish Colors:

- Standard powder coat finishes.
- Optional polished chrome available with upcharge.

Polypropylene Shell Colors:

- | | |
|-------------|-------------|
| • Black | • Ivory |
| • White | • Gray |
| • Charcoal | • Plum |
| • Navy Blue | • Sand |
| • Big Sky | • Persimmon |
| • Burgundy | |

OPTIONS

- CODE: FR - CA133 Fire Retardant.
- CODE: MB - Moisture Barrier.
- CODE: JB - Jury Base - Includes swivel.
- CODE: TA - Fixed Tablet Arm for sled base w/exposed plywood edge.*
- CODE: PC - Polished chrome frame.
- CODE: GD - Metal Ganging welded to frame. Not available for polished chrome.
- CODE: GD - Plastic Ganging.
- CODE: CH - Counter Height (24" seat height)
- CODE: SH - Specialty Height (any custom height)
- Dolly Model #196. Made of heavy duty steel. Available in black powder coated finish. Dolly specifications with chair models.

* FA Fixed tablet arm option not available in polished chrome.

| DIMENSIONS | 4-Leg Stacking |
|----------------------|----------------|
| Seat Width: | 18.5" |
| Seat Depth: | 17.5" |
| Seat Height: | 18" |
| Back Height: | 32" |
| Overall Width: | 21" |
| Overall Depth: | 18" |
| Qty./Wt. per carton: | 4 ea./50 lbs. |



4-LEG STACKING CHAIR
UPHOLSTERED SEAT AND BACK INSERTS

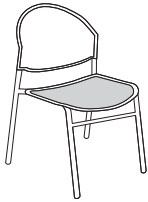
MODEL / DESCRIPTION / LIST PRICING



083 4-Leg Stacking Chair




Chair
\$255



083/SI 4-Leg Stacking Chair with Upholstered Seat Insert

COM Yardage: 0.75 Yard

| COM | GR1 | GR2 | GR3 | GR4 | GR5 | GR6 | GR7 | GR8 | GR9 | GR10 | LEA |
|-------|-------|-------|-------|-------|-------|-------|-------|-------|-------|-------|-------|
| \$340 | \$364 | \$379 | \$394 | \$409 | \$426 | \$443 | \$461 | \$479 | \$498 | \$518 | \$612 |



083/S 4-Leg Stacking Chair with Upholstered Seat and Back Inserts

COM Yardage: 0.75 Yard

| COM | GR1 | GR2 | GR3 | GR4 | GR5 | GR6 | GR7 | GR8 | GR9 | GR10 | LEA |
|-------|-------|-------|-------|-------|-------|-------|-------|-------|-------|-------|-------|
| \$426 | \$456 | \$474 | \$493 | \$513 | \$534 | \$555 | \$577 | \$600 | \$624 | \$649 | \$767 |

PLASTIC SHELL COLORS



OPTIONS

Add upcharge to list price and code to model number

| | | |
|----|-------------------------------------|----------|
| FR | CA 133 Fire Retardant - per yd. | \$90/yd. |
| MB | Moisture Barrier - Per Seat | \$68 |
| JB | Jury Base | \$390 |
| PC | Polished Chrome frame - 4-Leg Chair | \$38 |

| | | |
|-----|----------------------|-------|
| GD | Metal Ganging | \$28 |
| GD | Plastic Ganging | \$26 |
| 196 | Stacking Chair Dolly | \$460 |

| DIMENSIONS | Sled Base Stacker |
|----------------------|-------------------|
| Seat Width: | 18.5" |
| Seat Depth: | 17.5" |
| Seat Height: | 18" |
| Back Height: | 32" |
| Overall Width: | 21.25" |
| Overall Depth: | 18" |
| Qty./Wt. per carton: | 4 ea./50 lbs. |

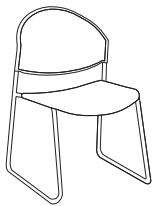


SLED BASE WITH SEAT AND BACK INSERTS




SLED BASE WITH FIXED TABLET ARM

MODEL / DESCRIPTION / LIST PRICING



080 Sled Base Stacking Chair

Chair
\$284



080/SI Sled Base Stacking Chair with Upholstered Seat Insert

COM Yardage: 0.75 Yard

| COM | GR1 | GR2 | GR3 | GR4 | GR5 | GR6 | GR7 | GR8 | GR9 | GR10 | LEA |
|-------|-------|-------|-------|-------|-------|-------|-------|-------|-------|-------|-------|
| \$370 | \$395 | \$411 | \$428 | \$445 | \$463 | \$481 | \$500 | \$520 | \$541 | \$563 | \$665 |



080/S Sled Base Stacking Chair with Upholstered Seat and Back Inserts

COM Yardage: 0.75 Yard

| COM | GR1 | GR2 | GR3 | GR4 | GR5 | GR6 | GR7 | GR8 | GR9 | GR10 | LEA |
|-------|-------|-------|-------|-------|-------|-------|-------|-------|-------|-------|-------|
| \$455 | \$486 | \$506 | \$526 | \$547 | \$569 | \$592 | \$616 | \$640 | \$666 | \$692 | \$818 |

PLASTIC SHELL COLORS



OPTIONS

Add upcharge to list price and code to model number

| | | |
|----|---------------------------------|----------|
| FR | CA 133 Fire Retardant - per yd. | \$90/yd. |
| MB | Moisture Barrier - Per Seat | \$68 |
| JB | Jury Base | \$390 |
| TA | Fixed Tablet Arm - Sled Base* | \$295 |

| | | |
|------|---|-------|
| PC | Polished Chrome frame - sled base chair | \$38 |
| GD | Metal Ganging | \$28 |
| GD | Plastic Ganging | \$26 |
| #196 | Stacking Chair Dolly | \$460 |

* FA Fixed tablet arm option not available in polished chrome.

| DIMENSIONS | 4-Leg with Arms |
|----------------------|-----------------|
| Seat Width: | 18.5" |
| Seat Depth: | 17.5" |
| Seat Height: | 18" |
| Arm Height: | 26" |
| Back Height: | 32" |
| Overall Width: | 23" |
| Overall Depth: | 18" |
| Qty./Wt. per carton: | 4 ea./68 lbs. |



4-LEG STACKING CHAIR WITH ARMS
UPHOLSTERED SEAT AND BACK INSERTS

MODEL / DESCRIPTION / LIST PRICING



085 4-Leg Stacking Chair with Arms

Chair
\$443



085/SI 4-Leg Stacking Chair with Arms - Upholstered Seat Insert

COM Yardage: 0.75 Yard

| COM | GR1 | GR2 | GR3 | GR4 | GR5 | GR6 | GR7 | GR8 | GR9 | GR10 | LEA |
|-------|-------|-------|-------|-------|-------|-------|-------|-------|-------|-------|-------|
| \$528 | \$565 | \$588 | \$611 | \$636 | \$661 | \$688 | \$715 | \$744 | \$773 | \$804 | \$951 |



085/S 4-Leg Stacking Chair with Arms - Upholstered Seat and Back Inserts

COM Yardage: 0.75 Yard

| COM | GR1 | GR2 | GR3 | GR4 | GR5 | GR6 | GR7 | GR8 | GR9 | GR10 | LEA |
|-------|-------|-------|-------|-------|-------|-------|-------|-------|-------|-------|--------|
| \$614 | \$657 | \$684 | \$711 | \$739 | \$769 | \$800 | \$832 | \$865 | \$899 | \$935 | \$1106 |

OPTIONS

Add upcharge to list price and code to model number

| | | |
|----|---|----------|
| FR | CA 133 Fire Retardant - per yd. | \$90/yd. |
| MB | Moisture Barrier - Per Seat | \$68 |
| JB | Jury Base | \$390 |
| PC | Polished Chrome frame - 4-Leg Chair w/ arms | \$68 |


| | | |
|-----|----------------------|-------|
| GD | Metal Ganging | \$28 |
| GD | Plastic Ganging | \$26 |
| 196 | Stacking Chair Dolly | \$460 |

| DIMENSIONS | Bar Stool |
|----------------------|---------------|
| Seat Width: | 18.5" |
| Seat Depth: | 17.5" |
| Seat Height: | 30" |
| Back Height: | 42" |
| Overall Width: | 21.25" |
| Overall Depth: | 24" |
| Qty./Wt. per carton: | 3 ea./64 lbs. |



STACKING BAR STOOL

MODEL / DESCRIPTION / LIST PRICING



083H Stacking Bar Stool




Chair
\$487



083H/SI Stacking Bar Stool - Upholstered Seat Insert

COM Yardage: 0.75 Yard

| COM | GR1 | GR2 | GR3 | GR4 | GR5 | GR6 | GR7 | GR8 | GR9 | GR10 | LEA |
|-------|-------|-------|-------|-------|-------|-------|-------|-------|-------|-------|--------|
| \$573 | \$613 | \$638 | \$663 | \$690 | \$718 | \$746 | \$776 | \$807 | \$840 | \$873 | \$1032 |



083H/S Stacking Bar Stool - Upholstered Seat and Back Inserts

COM Yardage: 0.75 Yard

| COM | GR1 | GR2 | GR3 | GR4 | GR5 | GR6 | GR7 | GR8 | GR9 | GR10 | LEA |
|-------|-------|-------|-------|-------|-------|-------|-------|-------|-------|--------|--------|
| \$659 | \$706 | \$734 | \$763 | \$794 | \$825 | \$858 | \$893 | \$928 | \$966 | \$1004 | \$1187 |

PLASTIC SHELL COLORS



OPTIONS

Add upcharge to list price and code to model number

| | | |
|----|--|----------|
| FR | CA 133 Fire Retardant - per yd. | \$90/yd. |
| MB | Moisture Barrier - Per Seat | \$68 |
| PC | Polished Chrome frame - Stacking Bar Stool | \$58 |

| | | |
|----|--------------------------------------|------|
| CH | Counter Height (24" seat height) | \$28 |
| SH | Specialty Height (any custom height) | \$28 |

EDGE MULTIPURPOSE CHAIR

The Edge multipurpose chairs have a fully upholstered seat and Polypropylene backrest. Frames available in 4-Leg, Sled or 5-Star Swivel (see swivel chairs). Heavy duty, capable of standing up in the toughest environments.



EDGE CHAIR WITH OPTIONAL CASTERS



EDGE 4-LEG CHAIR

ORDERING INFORMATION

To Order Please Specify:

- 1) Series Name
- 2) Model Number
- 3) Quantity
- 4) Frame Color
- 5) Polypropylene Back & Arm Color
- 6) Fabric Grade and Number
- 7) Optional items

EDGE GENERAL SPECIFICATIONS

Upholstery

- Edge seat is fully upholstered with choice of fabric, crypton, vinyl, leather or approved COM.

Frame

- 1" diameter, 14 gauge steel tubing.
- All frames are sand blasted and then powder coated for maximum paint adhesion.
- Sled base features double-wall frame.
- 4-leg chair design is a wall saver.

Glides

- Factory installed Self leveling steel glides on 4-leg chair.

Stacking

- Sled base chairs stack 5 high, 4-leg chairs stack 2 high.

COLORS / FINISHES

Frame Finish Colors: (4-Leg and Sled)

- Standard powder coat colors.
- Optional polished chrome available with upcharge (sled base only).

Arm Cap and Backrest Colors:

- Polypropylene - Black
- Polypropylene - White
- Polypropylene - Dove Gray
- Polypropylene - Fog Gray

OPTIONS

- CODE: FR - CA133 Fire Retardant.
- CODE: MB - Moisture Barrier.
- CODE: CAS - Casters, set of 4.
- CODE: CAS2 - Casters, set of 2.
- CODE: PC - Polished Chrome finish.



SLED BASE FEATURES DOUBLE-WALL FRAME



CASTERS

Series Note:

For Edge 5-star swivel chair - see Swivel chairs

| DIMENSIONS | Sled Base Chair | 4-Leg Chair |
|----------------------|-----------------|---------------|
| Inside Width: | 20" | 20" |
| Seat Depth | 18" | 18" |
| Seat Height: | 17.5" | 17.5" |
| Arm Height: | 25.5" | 25.5" |
| Overall Depth: | 22" | 22" |
| Overall Width: | 22" | 22" |
| Overall Height: | 32" | 32" |
| Qty./Wt. per carton: | 1 ea./35 lbs. | 1 ea./35 lbs. |



EDGE WITH POLISHED CHROME
SLED BASE

MODEL / DESCRIPTION / LIST PRICING



5022 Sled Base Multipurpose Chair

COM Yardage: 1 Yard

| COM | GR1 | GR2 | GR3 | GR4 | GR5 | GR6 | GR7 | GR8 | GR9 | GR10 | LEA |
|-------|-------|-------|-------|-------|-------|-------|-------|-------|-------|-------|--------|
| \$584 | \$625 | \$650 | \$676 | \$703 | \$731 | \$760 | \$790 | \$822 | \$855 | \$889 | \$1051 |



5024 4-Leg Base Multipurpose Chair (Powdercoat Only)

COM Yardage: 1 Yard

| COM | GR1 | GR2 | GR3 | GR4 | GR5 | GR6 | GR7 | GR8 | GR9 | GR10 | LEA |
|-------|-------|-------|-------|-------|-------|-------|-------|-------|-------|-------|--------|
| \$584 | \$625 | \$650 | \$676 | \$703 | \$731 | \$760 | \$790 | \$822 | \$855 | \$889 | \$1051 |

PLASTIC SHELL COLORS



OPTIONS

Add upcharge to list price and code to model number

| | | |
|-----|--------------------------------|----------|
| FR | CA133 Fire Retardant per yard. | \$90/yd. |
| MB | Moisture Barrier - Per Seat | \$68 |
| CAS | Casters, Set of 4 | \$88 |

| | | |
|------|---|------|
| CAS2 | Casters, Set of 2 | \$44 |
| PC | Polished Chrome finish - Sled base only | \$96 |

Elliot Specifications 2



Elliot chair (metal frame) 3



Elliot bar stool (metal frame) 4



Elliot chair (wood legs - metal grid) 5



Elliot bar stool (wood legs - metal grid and foot ring) 6



Elliot chair (wood legs) 7



Elliot Features 8-9-10



Elliot Tables 11-13



NEW

ELLIOT SERIES

Elliot chairs and bar stools feature a contoured polypropylene shell featuring a vertical grooved back design and two clean outs on the seat. **A Mid Century Modern Design.** The fully upholstered version does not have the clean outs.



TAPERED WOOD LEGS / BLACK METAL GRID



SIDE CHAIR FRONT VIEW



BAR STOOL

ORDERING INFORMATION

To Order Please Specify:

- | | |
|---------------------|--|
| 1) Series Name | 5) Fabric Grade & Number |
| 2) Model Number | 6) Optional Items |
| 3) Quantity | 7) Optional Frame Powder Coat Color |
| 4) Wood Stain Color | 8) Optional Black/White Color (Grid/Foot Ring) |

ELLIOT GENERAL SPECIFICATIONS

Shell

- Elliot polypropylene chairs feature a contoured one piece shell and two large cleanout slots on each side of seat and vertical groove design on the back.
- Note: Molded polypropylene material is shatter proof and scratch resistant. Seat width is 16".

Upholstery

- Seat insert is upholstered over 1/2" foam.
- Seat can be upholstered with choice of fabric, vinyl, crypton, leather or approved COM.

Frame - Four Leg

- Metal frames are made of .75" diameter, 14 gauge steel tubing with hand brazed welds.
- Tapered stained wood legs.
- Tapered stained wood legs with metal grid.
- **Underseat** plastic plate is color matched to shell.

Glides

- Factory installed self leveling steel glides. (On metal frame)
- Plastic glides on wood legs (metal grid only).

Stacking

- Elliot metal frame cafe chair will stack 4 high on the floor, up to 6 chairs on a dolly.
- Wood leg and metal bar stools will not stack.

COLORS / FINISHES

Frame Finish Colors:

Standard polished chrome frame finish.

Optional standard powder coat colors available with upcharge.

8 Shell Colors:

- | | |
|--------------------|---------------|
| • Black | • White |
| • Medium Gray | • Soft Yellow |
| • Tangerine Orange | • Red |
| • Ivy Green | • Beige |

Wood Stain Finish for Tapered Beech Wood Legs:

- Ultra Clear Maple
- Medium Walnut

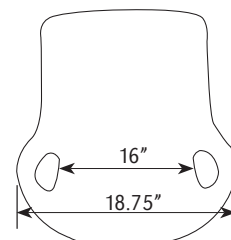
Metal Grid Underseat or Foot Ring:

- Standard Polished Chrome
- Optional Black Gloss or White Powder Coat

OPTIONS

- CODE: FR - CA133 Fire Retardant.
- CODE: MB - Moisture Barrier.
- CODE: SF - Powder Coat Frame Color
- CODE: CH - Counter Height
- CODE: SH - Specialty Height
- CODE: SFG - Powder Coat Color - Metal Grid
- CODE: SFF - Powder Coat Color - Grid & Foot Ring

SEAT DIMENSIONS



VERY COMFORTABLE SEAT

| DIMENSIONS | 4-Leg |
|----------------------|---------------|
| Seat Width: | 16" |
| Seat Depth: | 16" |
| Seat Height: | 18" |
| Back Height: | 31" |
| Overall Width: | 18.75" |
| Overall Depth: | 22" |
| Qty./Wt. per carton: | 3 ea./48 lbs. |



4-LEG SIDE CHAIR



BACK VIEW

MODEL / DESCRIPTION / LIST PRICING



6260 Cafe Chair
Polypropylene Shell
\$216



6261 Cafe Chair - Upholstered Seat Insert

COM Yardage: 0.75 Yard

| COM | GR1 | GR2 | GR3 | GR4 | GR5 | GR6 | GR7 | GR8 | GR9 | GR10 | LEA |
|-------|-------|-------|-------|-------|-------|-------|-------|-------|-------|-------|-------|
| \$300 | \$321 | \$334 | \$348 | \$361 | \$376 | \$391 | \$407 | \$423 | \$440 | \$457 | \$541 |



6262 Cafe Chair - Fully Upholstered Shell


COM Yardage: 1.50 Yard

| COM | GR1 | GR2 | GR3 | GR4 | GR5 | GR6 | GR7 | GR8 | GR9 | GR10 | LEA |
|-------|-------|-------|-------|-------|-------|-------|-------|-------|-------|-------|-------|
| \$521 | \$557 | \$580 | \$603 | \$627 | \$652 | \$678 | \$705 | \$733 | \$763 | \$793 | \$937 |

8 PLASTIC SHELL COLORS



black



medium gray



white



beige



red



tangerine orange



soft yellow



ivy green

OPTIONS

Add upcharge to list price and code to model number

| | | |
|----|--------------------------------|----------|
| FR | CA133 Fire Retardant per yard. | \$90/yd. |
| MB | Moisture Barrier | \$68 |

| | | |
|----|----------------------------|------|
| SF | Powder Coat Finish - Chair | \$38 |
|----|----------------------------|------|

| DIMENSIONS | Stool |
|----------------------|---------------|
| Seat Width: | 16" |
| Seat Depth: | 16" |
| Seat Height: | 29" |
| Back Height: | 43" |
| Overall Width: | 19" |
| Overall Depth: | 20.75" |
| Qty./Wt. per carton: | 3 ea./48 lbs. |



BAR STOOL WITH UPHOLSTERED SEAT INSERT



PROFILE VIEW

MODEL / DESCRIPTION / LIST PRICING



6264 Bar Stool
Polypropylene Shell
\$377



6265 Bar Stool - Upholstered Seat Insert

COM Yardage: 0.75 Yard

| COM | GR1 | GR2 | GR3 | GR4 | GR5 | GR6 | GR7 | GR8 | GR9 | GR10 | LEA |
|-------|-------|-------|-------|-------|-------|-------|-------|-------|-------|-------|-------|
| \$461 | \$493 | \$513 | \$533 | \$555 | \$577 | \$600 | \$624 | \$649 | \$675 | \$702 | \$830 |



6266 Bar Stool - Fully Upholstered Shell

COM Yardage: 1.50 Yard

| COM | GR1 | GR2 | GR3 | GR4 | GR5 | GR6 | GR7 | GR8 | GR9 | GR10 | LEA |
|-------|-------|-------|-------|-------|-------|-------|-------|-------|-------|--------|--------|
| \$681 | \$729 | \$758 | \$789 | \$820 | \$853 | \$887 | \$923 | \$960 | \$998 | \$1038 | \$1227 |

8 PLASTIC SHELL COLORS



OPTIONS

Add upcharge to list price and code to model number

| | | |
|----|--------------------------------|----------|
| FR | CA133 Fire Retardant per yard. | \$90/yd. |
| MB | Moisture Barrier | \$68 |
| SF | Powder Coat Finish - Bar Stool | \$59 |

| | | |
|----|------------------|------|
| CH | Counter Height | \$28 |
| SH | Specialty Height | \$28 |

POLYPROPYLENE SHELL CHAIRS TAPERED WOOD LEGS / METAL GRID

| DIMENSIONS | 4-Leg |
|----------------------|---------------|
| Seat Width: | 16" |
| Seat Depth: | 16.5" |
| Seat Height: | 18" |
| Back Height: | 30.5" |
| Overall Width: | 18.75" |
| Overall Depth: | 16.5" |
| Qty./Wt. per carton: | 1 ea./48 lbs. |



TAPERED WOOD LEGS / BLACK METAL GRID



TAPERED WOOD LEGS / POLISHED CHROME GRID
UPHOLSTERED SEAT INSERT

**Wood Stain
Leg Finish**



ULTRA CLEAR MAPLE



MEDIUM WALNUT

MODEL / DESCRIPTION / LIST PRICING



6283 Side Chair - Tapered Wood Legs / Metal Grid - Chrome Finish

Chair
\$406



6285 Side Chair - Tapered Wood Legs - Metal Grid Chrome Finish - Upholstered Seat Insert

COM Yardage: 0.75 Yard

| COM | GR1 | GR2 | GR3 | GR4 | GR5 | GR6 | GR7 | GR8 | GR9 | GR10 | LEA |
|-------|-------|-------|-------|-------|-------|-------|-------|-------|-------|-------|-------|
| \$490 | \$525 | \$546 | \$567 | \$590 | \$614 | \$638 | \$664 | \$690 | \$718 | \$747 | \$883 |



6287 Side Chair - Tapered Wood Legs - Metal Grid Chrome Finish - Fully Upholstered Shell

COM Yardage: 1.50 Yard

| COM | GR1 | GR2 | GR3 | GR4 | GR5 | GR6 | GR7 | GR8 | GR9 | GR10 | LEA |
|-------|-------|-------|-------|-------|-------|-------|-------|--------|--------|--------|--------|
| \$711 | \$761 | \$791 | \$823 | \$856 | \$890 | \$925 | \$962 | \$1001 | \$1041 | \$1083 | \$1280 |

8 PLASTIC SHELL COLORS



OPTIONS

Add upcharge to list price and code to model number

| | | |
|----|--------------------------------|----------|
| FR | CA133 Fire Retardant per yard. | \$90/yd. |
| MB | Moisture Barrier | \$68 |

| | | |
|-----|--|------|
| SFG | Black Gloss or White Powder Coat Color - Metal Grid | \$48 |
|-----|--|------|

| DIMENSIONS | Stool |
|----------------------|---------------|
| Seat Width: | 16" |
| Seat Depth: | 16" |
| Seat Height: | 29" |
| Back Height: | 41" |
| Overall Width: | 22" |
| Overall Depth: | 22" |
| Qty./Wt. per carton: | 1 ea./48 lbs. |



PROFILE VIEW



FRONT VIEW

Wood Stain Leg Finish



ULTRA CLEAR MAPLE



MEDIUM WALNUT

MODEL / DESCRIPTION / LIST PRICING



6273 Bar Stool - Tapered Wood Legs - Metal Grid Polished Chrome

Chair
 \$566



6275 Bar Stool - Tapered Wood Legs - Metal Grid Polished Chrome - Upholstered Seat Insert

COM Yardage: 0.75 Yard

| COM | GR1 | GR2 | GR3 | GR4 | GR5 | GR6 | GR7 | GR8 | GR9 | GR10 | LEA |
|-------|-------|-------|-------|-------|-------|-------|-------|-------|-------|-------|--------|
| \$650 | \$695 | \$723 | \$752 | \$782 | \$814 | \$846 | \$880 | \$915 | \$952 | \$990 | \$1170 |



6277 Bar Stool - Tapered Wood Legs - Metal Grid Polished Chrome - Fully Upholstered Shell

COM Yardage: 1.50 Yard

| COM | GR1 | GR2 | GR3 | GR4 | GR5 | GR6 | GR7 | GR8 | GR9 | GR10 | LEA |
|-------|-------|-------|--------|--------|--------|--------|--------|--------|--------|--------|--------|
| \$870 | \$931 | \$969 | \$1007 | \$1048 | \$1090 | \$1133 | \$1178 | \$1226 | \$1275 | \$1326 | \$1567 |

Note: Due to paint scuffing ERG does not recommend foot ring to be painted.

8 PLASTIC SHELL COLORS



OPTIONS

Add upcharge to list price and code to model number

| | | | | | |
|----|--------------------------------|----------|-----|--|------|
| FR | CA133 Fire Retardant per yard. | \$90/yd. | SH | Specialty Height | \$28 |
| MB | Moisture Barrier | \$68 | SFG | Black Gloss or White Color - Metal Grid Only | \$48 |
| CH | Counter Height | \$28 | SFF | Black Gloss or White Color - Metal Grid & Foot Ring | \$59 |

| DIMENSIONS | 4-Leg |
|----------------------|---------------|
| Seat Width: | 16" |
| Seat Depth: | 16" |
| Seat Height: | 18" |
| Back Height: | 31" |
| Overall Width: | 18.75" |
| Overall Depth: | 18" |
| Qty./Wt. per carton: | 1 ea./48 lbs. |

**SPRING
2016**



TAPERED WOOD LEGS



BACK VIEW

**Wood Stain
Leg Finish**



ULTRA CLEAR MAPLE



MEDIUM WALNUT

MODEL / DESCRIPTION / LIST PRICING



6268 Side Chair - Tapered Bold Wood Legs

Polypropylene Shell
\$424



6269 Side Chair - Tapered Bold Wood Legs - Upholstered Seat Insert

COM Yardage: 0.75 Yard

| COM | GR1 | GR2 | GR3 | GR4 | GR5 | GR6 | GR7 | GR8 | GR9 | GR10 | LEA |
|-------|-------|-------|-------|-------|-------|-------|-------|-------|-------|-------|-------|
| \$508 | \$544 | \$566 | \$588 | \$612 | \$636 | \$662 | \$688 | \$716 | \$744 | \$774 | \$915 |



6270 Side Chair - Tapered Bold Wood Legs - Fully Upholstered Shell


COM Yardage: 1.50 Yard

| COM | GR1 | GR2 | GR3 | GR4 | GR5 | GR6 | GR7 | GR8 | GR9 | GR10 | LEA |
|-------|-------|-------|-------|-------|-------|-------|-------|--------|--------|--------|--------|
| \$729 | \$780 | \$811 | \$843 | \$877 | \$912 | \$949 | \$987 | \$1026 | \$1067 | \$1110 | \$1312 |

8 PLASTIC SHELL COLORS



black



medium gray



white



beige



red



tangerine orange



soft yellow



ivy green

OPTIONS

Add upcharge to list price and code to model number

| | | | | | |
|----|--------------------------------|----------|----|------------------|------|
| FR | CA133 Fire Retardant per yard. | \$90/yd. | MB | Moisture Barrier | \$68 |
|----|--------------------------------|----------|----|------------------|------|







fully upholstered shell

BACK VIEW

- CHOICES OF:
- 8 PLASTIC SHELL COLORS
 - FULLY UPHOLSTERED SHELL
 - UPHOLSTERED SEAT INSERT

TAPERED WOOD LEGS AVAILABLE
IN TWO STAIN COLORS:



ULTRA CLEAR MAPLE



MEDIUM WALNUT



NOTE: ERG UPHOLSTERY IS IMPECCABLY HAND TAILORED

ELOS WOOD SERIES

Elos has a wood backrest and seat. Also available with upholstered seat or fully upholstered, frames offered with or without arms and in bar stool heights.



SIDE CHAIR WITH ROUND HOLE CUTOUT OPTION



BAR STOOL WITH UPHOLSTERED SEAT AND ROUND HOLE CUTOUT OPTION

ORDERING INFORMATION

To Order Please Specify:

- | | |
|----------------------------|---|
| 1) Series Name | 6) Fabric Grade & Number |
| 2) Model Number | 7) Optional Items |
| 3) Quantity | 8) Back Cutouts |
| 4) Wood Stain Finish Color | 9) Engraving |
| 5) Frame Color | 10) LPS (Laminate Plywood Seating) |

COLORS / FINISHES

Wood Stain Finish Colors:

Standard wood stain colors.
Contrasting stain colors available.

Frame Finish Colors:

Standard powder coat colors.
Optional polished chrome available with upcharge.

ELOS GENERAL SPECIFICATIONS

Shell

- Contoured seat and backrest made of .50" thick, multi-ply Beech wood, available in transparent wood stain colors.
- Backrest measures 11.5" high by 17" wide.

Upholstery

- Seat is upholstered over 1" foam.
- Seat and/or back can be upholstered with choice of fabric, vinyl, crypton, leather or approved COM.

Frame

- .75" diameter, 14 gauge steel tubing with hand brazed welds.
- Available in 4-leg, 4-leg with arms, bar stool and bar stool with arms.

Glides

- Factory installed self leveling steel glides.

Stacking

- Elos stacks 4 high on the floor up to 6 on a dolly.

OPTIONS

- CODE: FR - CA133 Fire Retardant.
- CODE: MB - Moisture Barrier.
- CODE: PC - Polished Chrome.
- CODE: WAC - Wood Arm Caps.
- CODE: RD - Round hole cutout back design.
- CODE: ENG - Laser Engraving.
- CODE: TT - Two Tone stain colors, inside and outside back.
For plain, no hole design.
- CODE: CS - Contrasting stain colors. Available with any back option.
- CODE: CH - Counter Height (24" seat height)
- CODE: SH - Specialty Height (any custom height)



TWO TONE



SOLID BACK



LASER ENGRAVED



CONTRASTING SEAT/BACK



ROUND HOLE BACK DESIGN



WOOD ARM CAPS

| DIMENSIONS | Chair | w/arms |
|----------------------|---------------|---------------|
| Seat Width: | 16.5" | 16.5" |
| Seat Depth: | 17.5" | 17.5" |
| Seat Height: | 18.25" | 18.25" |
| Arm Height: | 26" | 26" |
| Back Height: | 33.5" | 33.5" |
| Overall Width: | 18" | 23" |
| Overall Depth: | 18" | 18" |
| Qty./Wt. per carton: | 3 ea./48 lbs. | 3 ea./48 lbs. |



SIDE CHAIR, WOOD SEAT & BACK



SIDE CHAIR, FULLY UPHOLSTERED

MODEL / DESCRIPTION / LIST PRICING



240 4-Leg Side Chair

Chair
\$484

243 4-Leg Side Chair with Upholstered Seat

COM Yardage: 0.75 Yard

| COM | GR1 | GR2 | GR3 | GR4 | GR5 | GR6 | GR7 | GR8 | GR9 | GR10 | LEA |
|-------|-------|-------|-------|-------|-------|-------|-------|-------|-------|-------|-------|
| \$506 | \$542 | \$563 | \$586 | \$609 | \$634 | \$659 | \$685 | \$713 | \$741 | \$771 | \$911 |

245 4-Leg Side Chair with Upholstered Seat and Back

COM Yardage: 1.5 Yards

| COM | GR1 | GR2 | GR3 | GR4 | GR5 | GR6 | GR7 | GR8 | GR9 | GR10 | LEA |
|-------|-------|-------|-------|-------|-------|-------|-------|-------|-------|-------|-------|
| \$529 | \$566 | \$589 | \$612 | \$637 | \$662 | \$689 | \$716 | \$745 | \$775 | \$806 | \$953 |



241 4-Leg Side Chair with Arms

Chair
\$612

244 4-Leg Side Chair with Arms - Upholstered Seat

COM Yardage: 0.75 Yard

| COM | GR1 | GR2 | GR3 | GR4 | GR5 | GR6 | GR7 | GR8 | GR9 | GR10 | LEA |
|-------|-------|-------|-------|-------|-------|-------|-------|-------|-------|-------|--------|
| \$635 | \$680 | \$707 | \$735 | \$765 | \$795 | \$827 | \$860 | \$894 | \$930 | \$967 | \$1143 |

252 4-Leg Side Chair with Arms - Upholstered Seat and Back

COM Yardage: 1.5 Yards

| COM | GR1 | GR2 | GR3 | GR4 | GR5 | GR6 | GR7 | GR8 | GR9 | GR10 | LEA |
|-------|-------|-------|-------|-------|-------|-------|-------|-------|-------|--------|--------|
| \$657 | \$703 | \$731 | \$761 | \$791 | \$823 | \$856 | \$890 | \$926 | \$963 | \$1001 | \$1183 |

OPTIONS

Add upcharge to list price and code to model number

| | | |
|-----|--|----------|
| FR | CA133 Fire Retardant per yard. | \$90/yd. |
| MB | Moisture Barrier - Per Seat | \$68 |
| WAC | Wood Arm Caps | \$108 |
| PC | Polished Chrome finish - Chair | \$38 |
| PC | Polished Chrome finish - Chair with Arms | \$62 |

| | | |
|------|--|-------|
| RD | Round Hole Back Cutouts | \$75 |
| ENG | Laser Engraving Back Design* | \$85 |
| TT | Two Tone Stain Colors | \$75 |
| CS | Contrasting Stain Colors - Seat and Back | \$79 |
| #196 | Stacking Dolly | \$460 |

*One time setup fee of \$245. Minimum 12 chairs (of same design and series)

| DIMENSIONS | Bar Stool | w/arms |
|----------------------|---------------|---------------|
| Seat Width: | 16.5" | 16.5" |
| Seat Depth: | 17.5" | 17.5" |
| Seat Height: | 30" | 30" |
| Arm Height: | 39" | 39" |
| Back Height: | 43" | 43" |
| Overall Width: | 18" | 23" |
| Overall Depth: | 18" | 18" |
| Qty./Wt. per carton: | 1 ea./36 lbs. | 1 ea./36 lbs. |

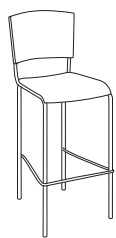


BAR STOOL, UPHOLSTERED SEAT



BAR STOOL WITH ARMS, UPHOLSTERED SEAT

MODEL / DESCRIPTION / LIST PRICING



248 Maple wood Bar Stool

Chair
\$679

249 Bar Stool with Upholstered Seat

COM Yardage: 0.75 Yard

| COM | GR1 | GR2 | GR3 | GR4 | GR5 | GR6 | GR7 | GR8 | GR9 | GR10 | LEA |
|-------|-------|-------|-------|-------|-------|-------|-------|-------|--------|--------|--------|
| \$701 | \$750 | \$781 | \$812 | \$844 | \$878 | \$913 | \$950 | \$988 | \$1027 | \$1068 | \$1263 |

242 Bar Stool with Upholstered Seat and Back

COM Yardage: 1.5 Yards

| COM | GR1 | GR2 | GR3 | GR4 | GR5 | GR6 | GR7 | GR8 | GR9 | GR10 | LEA |
|-------|-------|-------|-------|-------|-------|-------|-------|--------|--------|--------|--------|
| \$725 | \$775 | \$806 | \$838 | \$872 | \$907 | \$943 | \$981 | \$1020 | \$1061 | \$1103 | \$1304 |



250 Maple wood Bar Stool with Arms

Chair
\$786

251 Bar Stool with Arms - Upholstered Seat


COM Yardage: 0.75 Yard

| COM | GR1 | GR2 | GR3 | GR4 | GR5 | GR6 | GR7 | GR8 | GR9 | GR10 | LEA |
|-------|-------|-------|-------|--------|--------|--------|--------|--------|--------|--------|--------|
| \$831 | \$889 | \$924 | \$961 | \$1000 | \$1040 | \$1081 | \$1124 | \$1169 | \$1216 | \$1265 | \$1495 |

246 Bar Stool with Arms - Upholstered Seat and Back

COM Yardage: 1.5 Yards

| COM | GR1 | GR2 | GR3 | GR4 | GR5 | GR6 | GR7 | GR8 | GR9 | GR10 | LEA |
|-------|-------|-------|-------|--------|--------|--------|--------|--------|--------|--------|--------|
| \$853 | \$912 | \$949 | \$987 | \$1026 | \$1067 | \$1110 | \$1154 | \$1201 | \$1249 | \$1298 | \$1535 |



OPTIONS

Add upcharge to list price and code to model number

| | | |
|-----|--|----------|
| FR | CA133 Fire Retardant per yard. | \$90/yd. |
| MB | Moisture Barrier - Per Seat | \$68 |
| WAC | Wood Arm Caps | \$108 |
| PC | Polished Chrome finish - Bar Stool | \$58 |
| PC | Polished Chrome finish - Bar Stool with Arms | \$125 |
| RD | Round Hole Back Cutouts | \$75 |

| | | |
|-----|--|------|
| ENG | Laser Engraving Back Design* | \$85 |
| TT | Two Tone Stain Colors | \$75 |
| CS | Contrasting Stain Colors - Seat and Back | \$79 |
| CH | Counter Height (24" seat height) | \$28 |
| SH | Specialty Height (any custom height) | \$28 |

*One time setup fee of \$245. Minimum 12 chairs (of same design and series)

ESPRESSO CAFÉ

Espresso has a notched wood backrest and upholstered seat. Also available in bar stool heights.



FULL BACK CHAIR
WITH YELLOW PIPING



DEMI BACK STOOL



FULL BACK STOOL

ORDERING INFORMATION

To Order Please Specify:

- | | |
|----------------------------|--|
| 1) Series Name | 6) Fabric Grade & Number |
| 2) Model Number | 7) Optional Items |
| 3) Quantity | 8) Laser Engraving |
| 4) Wood Stain Finish Color | 9) LPS (Laminate Plywood Seating) |
| 5) Frame Color | |

CABERNET GENERAL SPECIFICATIONS

Shell

- Compound angle .50" thick multi-ply Beech wood shell.
- Shell is available in full or demi back with vertical running wood grain.

Upholstery

- Upholstered seat can be finished in choice of fabric, vinyl, crypton, leather or approved COM.

Frame

- 14 gauge continuous steel tubing. • 4-Leg frames are .75" diameter, 14 gauge steel tubing with hand brazed welds, available in café and bar stool heights.

Glides

- Factory installed self leveling steel glides.

COLORS / FINISHES

Frame Finish Colors:

Standard polished chrome frame finish.

Optional standard powder coat colors available with upcharge.
Contrasting stain colors available.


Wood Stain Finish Colors:

Standard wood stain colors.

OPTIONS

- CODE: FR - CA133 Fire Retardant.
- CODE: MB - Moisture Barrier.
- CODE: CH - Counter Height (24" seat height)
- CODE: SH - Specialty Height (any custom height)
- CODE: SF - Powder Coat finish frame
- CODE: PIP - Piping (accent piping along upholstered seat edge)
- CODE: **ENG - Laser Engraved**
- CODE: **LPS - Laminate Plywood Seating**

OPTIONS:



LASER ENGRAVING



EXPRESS BAR STOOLS STACKED

| DIMENSIONS | Full Back Chair | Demi Back Bar Stool | Full Back Bar Stool |
|----------------------|-----------------|---------------------|---------------------|
| Seat Width: | 17.5" | 17.5" | 17.5" |
| Seat Depth: | 18" | 18" | 18" |
| Seat Height: | 19.75" | 31.5" | 31.5" |
| Back Height: | 34.5" | 39.75" | 43" |
| Overall Width: | 17.75" | 17.75" | 17.75" |
| Overall Depth: | 22" | 22" | 22" |
| Qty./Wt. per carton: | 3 ea./48 lbs. | 3 ea./50 lbs. | 3 ea./52 lbs. |



CAFÉ CHAIR

MODEL / DESCRIPTION / LIST PRICING



6360 4-Leg Side Chair with Upholstered Seat Full Back

COM Yardage: 0.75 Yard

| COM | GR1 | GR2 | GR3 | GR4 | GR5 | GR6 | GR7 | GR8 | GR9 | GR10 | LEA |
|-------|-------|-------|-------|-------|-------|-------|-------|-------|-------|-------|-------|
| \$508 | \$544 | \$566 | \$588 | \$612 | \$636 | \$662 | \$688 | \$716 | \$744 | \$774 | \$915 |



6364 Bar Stool with Upholstered Seat Demi Back

COM Yardage: 0.75 Yard

| COM | GR1 | GR2 | GR3 | GR4 | GR5 | GR6 | GR7 | GR8 | GR9 | GR10 | LEA |
|-------|-------|-------|-------|-------|-------|-------|-------|-------|-------|--------|--------|
| \$680 | \$728 | \$757 | \$787 | \$819 | \$852 | \$886 | \$921 | \$958 | \$996 | \$1036 | \$1225 |



6368 Bar Stool with Upholstered Seat Full Back

COM Yardage: 0.75 Yards

| COM | GR1 | GR2 | GR3 | GR4 | GR5 | GR6 | GR7 | GR8 | GR9 | GR10 | LEA |
|-------|-------|-------|-------|-------|-------|-------|-------|-------|--------|--------|--------|
| \$693 | \$742 | \$771 | \$802 | \$834 | \$867 | \$902 | \$938 | \$976 | \$1015 | \$1055 | \$1247 |

OPTIONS

Add upcharge to list price and code to model number

| | | |
|-----|--|----------|
| FR | CA133 Fire Retardant per yard. | \$90/yd. |
| MB | Moisture Barrier - Per Seat | \$68 |
| ENG | Laser Engraving Back Design* | \$85 |
| PIP | Piping (accent piping along upholstered seat edge) | \$48 |
| CH | Counter Height (24" seat height) | \$28 |

| | | |
|------|--------------------------------------|-------|
| SH | Specialty Height (any custom height) | \$28 |
| SF | Powder Coat Finish - Chair | \$38 |
| SF | Powder Coat - Bar Stool | \$58 |
| #196 | Stacking Dolly | \$460 |

*One time setup fee of \$245. Minimum 12 chairs (of same design and series)

Laser Engravings Available

ORDERING INFORMATION

To Order Please Specify:

- 1) Series Name
- 2) Model Number
- 3) Quantity
- 4) Engraving, Front or Back

Laser Engraving

MINIMUM 12 CHAIRS

CODE: ENG - \$85 each, plus \$245 one time setup fee



LASER ENGRAVING – FRONT OR BACK



FULL BACK BARSTOOL
WITH CUSTOM ENGRAVING



DEMI BACK BARSTOOL
WITH OPTIONAL LASER ENGRAVING

Laser Engraving

PRICING EXAMPLE

4-leg chair Model #6360:

Base price= \$508

Laser Engraving= \$85 + \$245 one time setup fee

\$508 + \$85 = \$593 total list

SET UP

\$85 each, plus \$245 one time setup fee

MINIMUM 12 CHAIRS (OF SAME DESIGN AND SERIES)

No Cutouts for the Espresso except what's shown

(Instead of stain wood finishes)

LPS ~ LAMINATE PLYWOOD SEATING

ERG offers you a choice of many high pressure laminates such as Formica, Nevamar and Wilsonart.



- Select from hundreds of laminate colors and designs.
- Very durable, easy to clean.
- Ideal for café, dining and public spaces.
- For LPS pricing please call customer service.

One or Two laminate choices per chair.
12 chair minimum quantity

Standard polished chrome frame finish.

OPTIONS

Add upcharge to list price and code to model number

| | | |
|-----|--|----------|
| FR | CA133 Fire Retardant per yard. | \$90/yd. |
| MB | Moisture Barrier - Per Seat | \$68 |
| ENG | Laser Engraving Back Design* | \$85 |
| PIP | Piping (accent piping along upholstered seat edge) | \$48 |
| CH | Counter Height (24" seat height) | \$28 |

| | | |
|------|--------------------------------------|----------------|
| SH | Specialty Height (any custom height) | \$28 |
| SF | Powder Coat Finish - Chair | \$38 |
| SF | Powder Coat - Bar Stool | \$58 |
| #196 | Stacking Dolly | \$460 |
| LPS | Laminate Plywood Seating | Call For Quote |

*One time setup fee of \$245. Minimum 12 chairs (of same design and series)

FAIRMONT SERIES

Fairmont chair frames are solid wood with an upholstered seat in your choice of fabrics. Frames are available in café height and bar height.

SOLID WOOD FRAME



WOOD CAFE CHAIR



WOOD BAR STOOL

ORDERING INFORMATION

To Order Please Specify:

- | | |
|-----------------|----------------------------|
| 1) Series Name | 4) Wood Stain Finish Color |
| 2) Model Number | 5) Fabric Grade & Number |
| 3) Quantity | 6) Optional Items |

FAIRMONT GENERAL SPECIFICATIONS

Upholstery

- Fairmont seat is upholstered over 1" high resiliency foam.
- Seat can be upholstered with choice of fabric, vinyl, crypton, leather or approved COM.

Frame

- Fairmont chair frames are solid Beech wood.
- Frames are available in café height and bar height.

Glides

- Factory installed nylon glides.

Scuff Guard

- Standard factory installed stainless steel scuff guard on bar stools.

COLORS / FINISHES

Wood Stain Finish Colors:

Standard wood stain colors.

OPTIONS

- CODE: FR - CA133 Fire Retardant.
- CODE: MB - Moisture Barrier.
- CODE: CH - Counter Height (24" seat height)
- CODE: SH - Specialty Height (any custom height)

| DIMENSIONS | Side Chair | Bar Stool |
|----------------------|---------------|---------------|
| Seat Width: | 17" | 17" |
| Seat Depth: | 16.5" | 16.5" |
| Seat Height: | 18" | 30" |
| Overall Width: | 18" | 18" |
| Overall Depth: | 20.5" | 20" |
| Overall Height: | 33.5" | 43.5" |
| Qty./Wt. per carton: | 2 ea./42 lbs. | 1 ea./35 lbs. |



WOOD CHAIR



WOOD BAR STOOL

MODEL / DESCRIPTION / LIST PRICING



4822 Wood Side Chair - Upholstered Seat

COM Yardage: 0.75 Yard

| COM | GR1 | GR2 | GR3 | GR4 | GR5 | GR6 | GR7 | GR8 | GR9 | GR10 | LEA |
|-------|-------|-------|-------|-------|-------|-------|-------|-------|-------|-------|-------|
| \$356 | \$381 | \$396 | \$412 | \$428 | \$446 | \$463 | \$482 | \$501 | \$521 | \$542 | \$641 |



4824 Wood Bar Stool - Upholstered Seat

COM Yardage: 0.75 Yard

| COM | GR1 | GR2 | GR3 | GR4 | GR5 | GR6 | GR7 | GR8 | GR9 | GR10 | LEA |
|-------|-------|-------|-------|-------|-------|-------|-------|-------|-------|-------|-------|
| \$464 | \$497 | \$516 | \$537 | \$559 | \$581 | \$604 | \$628 | \$653 | \$680 | \$707 | \$835 |

OPTIONS

Add upcharge to list price and code to model number

| | | |
|----|---------------------------------|----------|
| FR | CA133 Fire Retardant - Per Yard | \$90/yd. |
| MB | Moisture Barrier - Per Seat | \$68 |

| | | |
|----|--------------------------------------|------|
| CH | Counter Height (24" seat height) | \$28 |
| SH | Specialty Height (any custom height) | \$28 |

FLORIN SERIES

Florin Series can be used for indoor applications. ERG recommends the use of a polyester powder coat finish. Florin is stylish and sturdy and is suitable for most environments.



CHAIR WITH ARMS



40" ROUND TABLE

ORDERING INFORMATION

To Order Please Specify:

- | | |
|-----------------|-------------------|
| 1) Series Name | 4) Frame Color |
| 2) Model Number | 5) Optional Items |
| 3) Quantity | |

FLORIN SITE GENERAL SPECIFICATIONS

Outdoor Option

Products are prepared and finished to resist rusting, scratching, chipping and fading. All metal products are completely sandblasted, including welded and non-welded areas, for maximum sealant and paint adhesion.

Chair Frame

Made with a unique open grid perforated steel wrapped, formed and seam welded over .5625" steel tubing. Open hole perforations are .0625" diameter. 4-Leg Frames: are made with .875" dia., 11 gauge steel tubing and finished with factory installed black glides. Stacking capacity: Florin chairs model 156 will stack 4 high. (No dolly available.)

Table Top

Metal Table Tops: are flat cold rolled 14 gauge, .125" thick solid steel with a perforated design and a .5" radius on the edge. Available in 40" round with optional umbrella hole.

Table Base

Fabricated with 1.25" diameter, 14 gauge steel tubing. Table base is completely welded assembly and metal top is welded to base forming a one piece table. Black endcaps are inserted using the press-fit method. Ships fully assembled.

Warranty

Outdoor finishes are warranted for one year providing customer maintains ERG furniture properly such as wiping after water splashes. Minimum rust areas will be considered normal wear due to moisture in the air.

COLORS / FINISHES

Frame Finish Colors:

Standard powder coat colors available.

OPTIONAL ITEMS

- CODE: TT - Two-Tone. Table top and legs in different colors.
- CODE: CU - Outdoor Undercoating
- CODE: CH100 - 2.5" Umbrella Hole (tables only)



PERFORATION DETAIL

Perforated metal grid is completely wrapped and finished around seat frame for a smooth finished appearance. Open hole perforations are .0625" diameter.

| DIMENSIONS | 4-Leg Chair |
|----------------------|---------------|
| Seat Width: | 18.25" |
| Seat Depth: | 16.5" |
| Seat Height: | 18" |
| Back Height: | 31" |
| Overall Width: | 21.25" |
| Overall Depth: | 21" |
| Qty./Wt. per carton: | 2 ea./46 lbs. |

| DIMENSIONS | FL40D |
|----------------------|---------------|
| Table Top: | 40" dia. |
| Table Height: | 30" |
| Qty./Wt. per carton: | 1 ea./76 lbs. |



CHAIR WITH ARMS



40" ROUND TABLE

MODEL / DESCRIPTION / LIST PRICING



156 4-Leg Metal Stacking Chair with Arms

Metal
\$517



FL40D Florin Café Table - 40" round perforated metal top on 4-leg base.

Metal
\$1863




Table Top perforated designs for round

OPTIONS

Add upcharge to list price and code to model number

| | | |
|----|--------------------------------------|-------|
| OU | Outdoor Undercoating - per Chair | \$58 |
| TT | Two Tone Paint Finish. (tables only) | \$135 |

| | | |
|-------|------------------------------------|-------|
| OU | Outdoor Undercoating - per table | \$275 |
| CH100 | Umbrella Hole, 2.5" diameter hole. | \$80 |

FORAY

Foray series is a sturdy lightweight chair that has a distinct dynamic contour design and style. The Foray offers a upholstered seat insert option in your choice of fabric on a welded steel frame.



CAFÉ CHAIR



BAR STOOL

ORDERING INFORMATION

To Order Please Specify:

- 1) Series Name
- 2) Model Number
- 3) Quantity
- 4) Optional Powder Coat Color
- 5) Fabric Grade and Number
- 6) Optional Items

GENERAL SPECIFICATIONS

Shell

- Foray chair is a one piece polypropylene shell featuring a sleek dynamic style contoured all around. Very sturdy. The Foray also offers a wide clean out area and a gentle flex back. Seat is slightly inclined for a better sit.

Note: Molded polypropylene material is shatter proof and scratch resistant.

Upholstery

- Foray upholstered seat insert .5" high resiliency foam.
- Seat can be upholstered with choice of fabric, vinyl, crypton, leather or approved COM.

Frame

- Foray 4-leg frames are fully welded 14-gauge, 1" diameter tubular steel.

Glides

- Factory installed self leveling steel glides

Stacking

- Foray chairs do not stack
- Foray chairs will ship one chair per box

COLORS / FINISHES

Frame Finish Colors

Standard polished chrome frame finish.

- Standard powder coat colors available with upcharge.

8 Shell Colors:

- Black
- Beige
- Medium Gray
- Soft Yellow
- White
- Tangerine Orange
- Red
- Ivy Green

OPTIONS

- CODE: FR - CA133 Fire Retardant.
- CODE: MB - Moisture Barrier.
- CODE: SF - Powder Coat Color Finish
- CODE: CH - Counter Height (24" seat height)
- CODE: SH - Specialty Height (any custom height)



FORAY CAFÉ CHAIR WITH UPHOLSTERED SEAT INSERT

| DIMENSIONS | Café Chair | Café Chair (Upholstered Seat Insert) |
|----------------------|---------------|--------------------------------------|
| Inside Width: | 18" | 18" |
| Seat Height: | 17.5" | 18" |
| Overall Depth: | 20" | 20" |
| Overall Width: | 21" | 21" |
| Overall Height: | 31" | 31" |
| Qty./Wt. per carton: | 1 ea./14 lbs. | 1 ea./16 lbs. |



CAFÉ CHAIR
WITH UPHOLSTERED SEAT INSERT



CAFÉ CHAIR

MODEL / DESCRIPTION / LIST PRICING



6240 Foray Café Chair (4-Leg)



Chair
\$257



6241 Foray Café Chair - Upholstered Seat Insert (4-Leg)

COM Yardage: .75 Yards

| COM | GR1 | GR2 | GR3 | GR4 | GR5 | GR6 | GR7 | GR8 | GR9 | GR10 | LEA |
|-------|-------|-------|-------|-------|-------|-------|-------|-------|-------|-------|-------|
| \$341 | \$365 | \$380 | \$395 | \$411 | \$427 | \$444 | \$462 | \$480 | \$500 | \$520 | \$614 |

8 PLASTIC SHELL COLORS



WHITE



RED



TANGERINE ORANGE



SOFT YELLOW



IVY GREEN



BEIGE



MEDIUM GRAY



BLACK

OPTIONS

Add upcharge to list price and code to model number

| | | |
|----|--------------------------------------|----------|
| CH | Counter Height (24" seat height) | \$28 |
| SH | Specialty Height (any custom height) | \$28 |
| FR | CA133 Fire Retardant per yard | \$90/yd. |

| | | |
|----|--|------|
| MB | Moisture Barrier - Per Seat | \$68 |
| SF | Powder Coat Color Finish - 4-Leg Chair | \$38 |

| DIMENSIONS | Bar Stool | Bar Stool (Upholstered Seat Insert) |
|----------------------|---------------|---|
| Inside Width: | 18" | 18" |
| Seat Height: | 29.5" | 30" |
| Overall Depth: | 21.5" | 21.5" |
| Overall Width: | 20.5" | 20.5" |
| Overall Height: | 44.5" | 44.5" |
| Qty./Wt. per carton: | 1 ea./21 lbs. | 1 ea./23 lbs. |



BAR STOOL

MODEL / DESCRIPTION / LIST PRICING



6242 Foray Bar Stool (4-Leg)



Chair
\$415



6243 Foray Bar Stool - Upholstered Seat Insert (4-Leg)

COM Yardage: .75 Yards

| COM | GR1 | GR2 | GR3 | GR4 | GR5 | GR6 | GR7 | GR8 | GR9 | GR10 | LEA |
|-------|-------|-------|-------|-------|-------|-------|-------|-------|-------|-------|-------|
| \$499 | \$534 | \$555 | \$577 | \$600 | \$624 | \$649 | \$675 | \$702 | \$730 | \$760 | \$898 |

8 PLASTIC SHELL COLORS



WHITE



RED



TANGERINE ORANGE



SOFT YELLOW



IVY GREEN



BEIGE



MEDIUM GRAY



BLACK

OPTIONS

Add upcharge to list price and code to model number

| | | |
|----|--------------------------------------|----------|
| CH | Counter Height (24" seat height) | \$28 |
| SH | Specialty Height (any custom height) | \$28 |
| FR | CA133 Fire Retardant per yard | \$90/yd. |

| | | |
|----|--------------------------------|------|
| MB | Moisture Barrier - Per Seat | \$68 |
| SF | Powder Coat Finish - Bar Stool | \$59 |



LIBRARY SETTING - 4 LEGGED CHAIRS IN POLISHED CHROME FINISH



FRONT VIEW



PROFILE



CAFE SETTING - FORAY CHAIRS AND BAR STOOLS IN A RESTAURANT ENVIRONMENT



30° ANGLE



BACK VIEW



WINE BAR TASTING SETTING - 4 LEGGED BAR STOOLS IN POLISHED CHROME



FRONT VIEW



PROFILE



BAR STOOL SETTING - 4 LEGGED BAR STOOLS AVAILABE IN POLISHED CHROME OR OPTIONAL COLORED FRAMES



30° ANGLE



BACK VIEW

HARRIS SERIES

Harris chair frames are solid wood with an upholstered seat in your choice of fabrics.



WOOD CAFE CHAIR



WOOD CAFE CHAIR
WITH UPHOLSTERED BACK

ORDERING INFORMATION

To Order Please Specify:

- 1) Series Name
- 2) Model Number
- 3) Quantity
- 4) Wood Stain Finish Color
- 5) Fabric Grade & Number
- 6) Optional Items

HARRIS GENERAL SPECIFICATIONS

Upholstery

- Harris seat is upholstered over 1" high resiliency foam.
- Seat can be upholstered with choice of fabric, vinyl, crypton, leather or approved COM.

Frame

- Harris chair frames are solid Beech wood.
- Frames are available in café height only.

Glides

- Factory installed nylon glides.

COLORS / FINISHES

Wood Stain Finish Colors:

Standard wood stain colors.

OPTIONS

- CODE: FR - CA133 Fire Retardant.
- CODE: MB - Moisture Barrier.

Note:

Custom Design Cutout Available.

| DIMENSIONS | Side Chair |
|----------------------|---------------|
| Seat Width: | 17" |
| Seat Depth: | 17" |
| Seat Height: | 18" |
| Overall Width: | 17.5" |
| Overall Depth: | 21" |
| Overall Height: | 35" |
| Qty./Wt. per carton: | 2 ea./44 lbs. |



WOOD CHAIR



WOOD CHAIR WITH
UPHOLSTERED BACK INSERT

MODEL / DESCRIPTION / LIST PRICING



4810 Wood Side Chair - Upholstered Seat

COM Yardage: 0.75 Yard

| COM | GR1 | GR2 | GR3 | GR4 | GR5 | GR6 | GR7 | GR8 | GR9 | GR10 | LEA |
|-------|-------|-------|-------|-------|-------|-------|-------|-------|-------|-------|-------|
| \$399 | \$427 | \$444 | \$462 | \$480 | \$499 | \$519 | \$540 | \$562 | \$584 | \$608 | \$718 |



4810/I Wood Side Chair - Upholstered Seat and Upholstered Back Insert

COM Yardage: 1.5 Yard

| COM | GR1 | GR2 | GR3 | GR4 | GR5 | GR6 | GR7 | GR8 | GR9 | GR10 | LEA |
|-------|-------|-------|-------|-------|-------|-------|-------|-------|-------|-------|-------|
| \$491 | \$526 | \$547 | \$569 | \$591 | \$615 | \$640 | \$665 | \$692 | \$720 | \$748 | \$885 |

OPTIONS

Add upcharge to list price and code to model number

| | | | | | |
|----|---------------------------------|----------|----|-----------------------------|------|
| FR | CA133 Fire Retardant - Per Yard | \$90/yd. | MB | Moisture Barrier - Per Seat | \$68 |
|----|---------------------------------|----------|----|-----------------------------|------|

LEVON SERIES

Levon Series chairs feature solid Beech wood frames with an upholstered seat. Finished in your choice of wood stain colors and upholstered in your choice of fabric.



SOLID WOOD CHAIR



UPHOLSTERED BACK INSERT

ORDERING INFORMATION

To Order Please Specify:

- 1) Series Name
- 2) Model Number
- 3) Quantity
- 4) Wood Stain Finish Color
- 5) Fabric Grade & Number
- 6) Optional Items

LEVON GENERAL SPECIFICATIONS

Upholstery

- Levon seat insert is upholstered over 1.5" high resiliency foam.
- Seat can be upholstered with choice of fabric, vinyl, crypton, leather or approved COM.

Frame

- Levon chair frames are solid Beech wood.

Glides

- Factory installed nylon glides.

COLORS / FINISHES

Wood Stain Finish Colors:

Standard wood stain colors.

OPTIONS

- CODE: FR - CA133 Fire Retardant.
- CODE: MB - Moisture Barrier.
- CODE: SH - Specialty Height (any custom height)

| DIMENSIONS | Chair |
|----------------------|---------------|
| Seat Width: | 18" |
| Seat Depth: | 17" |
| Seat Height: | 18" |
| Back Height: | 33.5" |
| Overall Width: | 18" |
| Overall Depth: | 23" |
| Qty./Wt. per carton: | 3 ea./48 lbs. |

MODEL / DESCRIPTION / LIST PRICING



| Model | Description | COM | GR1 | GR2 | GR3 | GR4 | GR5 | GR6 | GR7 | GR8 | GR9 | GR10 | LEA | COM Yardage |
|-------|---|-------|-------|-------|-------|-------|-------|-------|-------|--------|--------|--------|--------|---|
| 920 | Wood Café Chair with Upholstered Seat | | | | | | | | | | | | | 0.75 Yard |
| | | \$638 | \$683 | \$710 | \$739 | \$768 | \$799 | \$831 | \$864 | \$899 | \$935 | \$972 | \$1149 | |
| 920B | Wood Café Chair with Upholstered Seat and Back Insert | | | | | | | | | | | | | Total: 1.25 Yds. / Back: .5 Yds. / Seat: .75 Yds. |
| | | \$728 | \$779 | \$810 | \$842 | \$876 | \$911 | \$947 | \$985 | \$1025 | \$1066 | \$1108 | \$1310 | |

OPTIONS

Add upcharge to list price and code to model number

| | | | | | |
|----|---------------------------------|----------|----|--------------------------------------|------|
| FR | CA133 Fire Retardant - Per Yard | \$90/yd. | SH | Specialty Height (any custom height) | \$28 |
| MB | Moisture Barrier - Per Seat | \$68 | | | |

MARCO SERIES

Marco is a café design series with very durable steel frame construction incorporating features designed to last.



METAL BACK UPHOLSTERED
SEAT BAR STOOL



METAL BACK UPHOLSTERED
SEAT BAR STOOL

ORDERING INFORMATION

To Order Please Specify:

- | | |
|-----------------|--------------------------|
| 1) Series Name | 4) Frame Color |
| 2) Model Number | 5) Fabric Grade & Number |
| 3) Quantity | 6) Optional Items |

MARCO GENERAL SPECIFICATIONS

Upholstery

- Fully upholstered seat can be finished in choice of fabric, vinyl, crypton, leather or approved COM.

Frame

- 1.25" diameter 16 gauge square steel tube legs.
- Ladder back frame replaces wood backrest.

Glides

- Factory installed self-leveling steel glides.

Scuff Guard

- Standard factory installed stainless steel scuff guard on bar stools.

COLORS / FINISHES

Frame Finish Colors:

Standard powder coat colors.

OPTIONS

- CODE: FR - CA133 Fire Retardant
- CODE: MB - Moisture Barrier
- CODE: CH - Counter Height (24" seat height)
- CODE: SH - Specialty Height (any custom height)

| DIMENSIONS | Chair | Bar Stool |
|----------------------|---------------|---------------|
| Seat Width: | 18" | 18" |
| Seat Depth: | 17" | 17" |
| Seat Height: | 18" | 30" |
| Back Height: | 33" | 43.5" |
| Overall Width: | 18" | 18" |
| Overall Depth: | 18" | 18" |
| Qty./Wt. per carton: | 2 ea./24 lbs. | 2 ea./24 lbs. |

MODEL / DESCRIPTION / LIST PRICING



5052 Metal Back Chair with **Upholstered Seat**

COM Yardage: 0.75 Yard

| COM | GR1 | GR2 | GR3 | GR4 | GR5 | GR6 | GR7 | GR8 | GR9 | GR10 | LEA |
|-------|-------|-------|-------|-------|-------|-------|-------|-------|-------|-------|-------|
| \$384 | \$411 | \$428 | \$445 | \$463 | \$481 | \$500 | \$520 | \$541 | \$563 | \$585 | \$692 |



5056 Metal Back Bar Stool with **Upholstered Seat**

COM Yardage: 0.75 Yard

| COM | GR1 | GR2 | GR3 | GR4 | GR5 | GR6 | GR7 | GR8 | GR9 | GR10 | LEA |
|-------|-------|-------|-------|-------|-------|-------|-------|-------|-------|-------|-------|
| \$481 | \$515 | \$535 | \$557 | \$579 | \$602 | \$626 | \$651 | \$677 | \$704 | \$732 | \$866 |

OPTIONS

Add upcharge to list price and code to model number

| | | |
|----|---------------------------------|----------|
| FR | CA 133 Fire Retardant - per yd. | \$90/yd. |
| MB | Moisture Barrier - Per Seat | \$68 |

| | | |
|----|--------------------------------------|------|
| CH | Counter Height (24" seat height) | \$28 |
| SH | Specialty Height (any custom height) | \$28 |

METROPOLIS SERIES

The Metropolis Series multipurpose stacking chairs are available in two versions each: Single piece plastic shell and fully upholstered shell. Frames are available in 4 leg, bar stool and sled. The Metropolis Hi-Rek plastic shell is UV impregnated and available in four colors.



SLED BASE STACKER



4-LEG STACKER



STACKING STOOLS

ORDERING INFORMATION

To Order Please Specify:

- | | |
|-------------------------------|---|
| 1) Series Name | 6) Fabric Grade & Number |
| 2) Model Number | 7) Optional Items |
| 3) Quantity | 8) Back Cutouts |
| 4) Hi-Rek Plastic Shell Color | 9) Engraving |
| 5) Frame Color | 10) LPS (Laminate Plywood Seating) |

METROPOLIS GENERAL SPECIFICATIONS

Shell

- Molded single piece shell made of durable Hi-Rek plastic, available in 4 shell colors.

Upholstery

- Fully upholstered shell is upholstered over .50" foam.
- Shell can be upholstered with choice of fabric, vinyl, crypton, leather or approved COM.

Frame

- Sled base models are .50" diameter solid steel.
- Four Leg Models are .625" diameter, 14 gauge steel.

Glides

- Factory installed self leveling steel glides.
- Sled base - factory installed ABS plastic glides.

Stacking

- All models will stack 4 high on the floor.
- Metropolis stacks 16-18 high on a dolly.
- Upholstered Metropolis chairs stack 8-10 high on a dolly.

Features

- Metropolis Hi-Rek Shells offer easy cleaning.
- All Metropolis frame versions are specially designed as Wall Savers.

COLORS / FINISHES

Hi-Rek Shell Colors:

- Black • White • Red • Gray


Frame Finish Colors:

- Standard powder coat colors.
- Optional polished chrome available with upcharge.

OPTIONS

- CODE: FR - CA133 Fire Retardant.
- CODE: MB - Moisture Barrier.
- CODE: CH - Counter Height (24" seat height)
- CODE: SH - Specialty Height (any custom height)
- CODE: PC - Polished Chrome Frame.
- CODE: CO - Cleanout Cutout Back Design.
- CODE: CUH - Horizontal Cube Seat Cutout Design.
- CODE: CUV - Vertical Cube Seat Cutout Design.
- CODE: 2FO - Two Fabric Option (front - back).
- CODE: O2FO - Two Fabric Option (offset).

PLASTIC SHELL COLORS



OFFSET TWO FABRICS



CLEANOUT CUTOUT BACK DESIGN



HORIZONTAL CUBE CUTOUT DESIGN



VERTICAL CUBE CUTOUT DESIGN

| DIMENSIONS | Café Chair | Bar Stool |
|----------------------|---------------|---------------|
| Seat Width: | 17" | 17" |
| Seat Depth: | 15.5" | 15.5" |
| Seat Height: | 18.5" | 31" |
| Back Height: | 31.5" | 44" |
| Overall Width: | 21" | 19.5" |
| Overall Depth: | 20.5" | 21" |
| Qty./Wt. per carton: | 4 ea./50 lbs. | 2 ea./50 lbs. |

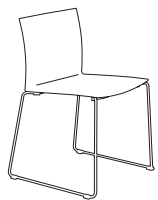


FULLY UPHOLSTERED SLED BASE



STACKING STOOLS

MODEL / DESCRIPTION / LIST PRICING



410 Sled Base Plastic Shell Stacking Chair

Chair
 \$385

412 Sled Base Chair - Fully Upholstered

COM Yardage: 1.25 Yard

| COM | GR1 | GR2 | GR3 | GR4 | GR5 | GR6 | GR7 | GR8 | GR9 | GR10 | LEA |
|-------|-------|-------|-------|-------|-------|-------|-------|-------|-------|-------|-------|
| \$504 | \$539 | \$561 | \$583 | \$607 | \$631 | \$656 | \$682 | \$710 | \$738 | \$768 | \$907 |



418 4-Leg Plastic Shell Stacking Chair

Chair
 \$368

420 4-Leg Chair - Fully Upholstered

COM Yardage: 1.25 Yard

| COM | GR1 | GR2 | GR3 | GR4 | GR5 | GR6 | GR7 | GR8 | GR9 | GR10 | LEA |
|-------|-------|-------|-------|-------|-------|-------|-------|-------|-------|-------|-------|
| \$524 | \$561 | \$583 | \$606 | \$631 | \$656 | \$682 | \$709 | \$738 | \$767 | \$798 | \$943 |



430 Stacking Plastic Shell Bar Stool

Chair
 \$524

432 Bar Stool - Fully Upholstered

COM Yardage: 1.25

| COM | GR1 | GR2 | GR3 | GR4 | GR5 | GR6 | GR7 | GR8 | GR9 | GR10 | LEA |
|-------|-------|-------|-------|-------|-------|-------|-------|-------|-------|-------|--------|
| \$655 | \$701 | \$729 | \$758 | \$789 | \$820 | \$853 | \$887 | \$923 | \$959 | \$998 | \$1179 |

OPTIONS

Add upcharge to list price and code to model number

| | | |
|------|--------------------------------------|----------|
| FR | CA133 Fire Retardant per yard. | \$90/yd. |
| MB | Moisture Barrier - Per Seat | \$68 |
| 2FO | Two Fabric Option (frnt - bk) | \$98 |
| O2FO | Two Fabric Option (offset) | \$98 |
| CH | Counter Height (24" seat height) | \$28 |
| SH | Specialty Height (any custom height) | \$28 |

| | | |
|------|------------------------------------|-------|
| PC | Polished Chrome - Chair | \$38 |
| PC | Polished Chrome - Bar Stool | \$58 |
| CO | Cleanout Cutout Back Design | \$75 |
| CUH | Horizontal Cube Cutout Seat Design | \$75 |
| CUV | Vertical Cube Cutout Seat Design | \$75 |
| #196 | Stacking Chair Dolly | \$460 |

also available in
LPS

MYLO SERIES

The Mylo Series chairs have a multiply Beech wood shell available with upholstered inserts. Mylo is available in chair and stool heights and demi back stools.



SIDE CHAIR UPHOLSTERED SEAT INSERT



TALL BACK BAR STOOL

ORDERING INFORMATION

To Order Please Specify:

- | | |
|----------------------------|---|
| 1) Series Name | 6) Fabric Grade & Number |
| 2) Model Number | 7) Optional Items |
| 3) Quantity | 8) Back Cutouts |
| 4) Wood Stain Finish Color | 9) Engraving |
| 5) Optional Frame Color | 10) LPS (Laminate Plywood Seating) |

MYLO GENERAL SPECIFICATIONS

Shell

- One-piece contoured wood shell made of .50" thick, multi-ply Beech wood.
- Backs are offered with handgrip cut out.
- Shells are available in transparent wood stain colors or natural finish.

Upholstery

- Seat insert is upholstered over 1" foam.
- Seat can be upholstered with choice of fabric, vinyl, crypton, leather or approved COM.

Frame

- Chair frames are made of .625" diameter, 13 gauge steel tubing with hand brazed welds.
- Frames are available in café, bar stool and counter stool heights in polished chrome finish.

Glides

- Factory installed self leveling steel glides.

Stacking

Chair and stool design stacks 4 high on the floor up to 6 on a dolly.

COLORS / FINISHES

Wood Stain Finish Colors:

Standard wood stain colors.

Frame Finish Colors:

Polished chrome is standard.

Standard optional powder coat colors available with upcharge.

OPTIONS

- CODE: FR - CA133 Fire Retardant.
- CODE: MB - Moisture Barrier.
- CODE: CH - Counter Height (24" seat height)
- CODE: SH - Specialty Height (any custom height)
- CODE: SF - Powder Coat Frame.
- CODE: HG - Hand Grip Cutout Design Back.
- CODE: ENG - Laser Engraving.
- CODE: TT - Two Tone Stains.
- CODE: LPS - Laminate Plywood Seating.



SOLID BACK



HAND GRIP CUTOUT

| DIMENSIONS | Chair |
|----------------------|---------------|
| Seat Width: | 18" |
| Seat Depth: | 15" |
| Seat Height: | 18.25" |
| Back Height: | 33" |
| Overall Width: | 20" |
| Overall Depth: | 21" |
| Qty./Wt. per carton: | 3 ea./40 lbs. |



SIDE CHAIR



OPTIONAL DBC-PELM

MODEL / DESCRIPTION / LIST PRICING



1300 Wood Chair - **Natural Stain Only**



| | | | | | | | | | | | |
|-------|--|--|--|--|--|--|--|--|--|--|--|
| Chair | | | | | | | | | | | |
| \$300 | | | | | | | | | | | |

1300/SI Wood Chair - **Natural Stain Only** with Upholstered Seat Insert

COM Yardage: .75 Yard

| COM | GR1 | GR2 | GR3 | GR4 | GR5 | GR6 | GR7 | GR8 | GR9 | GR10 | LEA |
|-------|-------|-------|-------|-------|-------|-------|-------|-------|-------|-------|-------|
| \$383 | \$410 | \$426 | \$444 | \$461 | \$480 | \$499 | \$519 | \$540 | \$561 | \$584 | \$690 |



1302 Wood Chair - All Standard Stains

| | | | | | | | | | | | |
|-------|--|--|--|--|--|--|--|--|--|--|--|
| Chair | | | | | | | | | | | |
| \$375 | | | | | | | | | | | |

1302/SI Wood Chair - Upholstered Seat Insert

COM Yardage: .75 Yard

| COM | GR1 | GR2 | GR3 | GR4 | GR5 | GR6 | GR7 | GR8 | GR9 | GR10 | LEA |
|-------|-------|-------|-------|-------|-------|-------|-------|-------|-------|-------|-------|
| \$461 | \$493 | \$513 | \$533 | \$555 | \$577 | \$600 | \$624 | \$649 | \$675 | \$702 | \$830 |

Laser Engraving

LASER ENGRAVING - FRONT OR BACK

Back Cutouts

MARTINI DBC6

OPTIONS

Add upcharge to list price and code to model number

| | | |
|----|--|----------|
| FR | CA133 Fire Retardant per yard. | \$90/yd. |
| MB | Moisture Barrier - Per Seat | \$68 |
| CH | Counter Height (24" seat height) | \$28 |
| SH | Specialty Height (any custom height) | \$28 |
| SF | Powder Coat Color Finish - 4-Leg Chair | \$38 |
| SF | Powder Coat Color Finish - Bar Stool | \$58 |

| | | |
|------|------------------------------|-------|
| HG | Hand Grip Cutout Design Back | \$75 |
| ENG | Laser Engraving Back Design* | \$85 |
| TT | Two Tone Wood Stains | \$75 |
| LPS | Laminate Plywood Seating | Call |
| #196 | Stacking Chair Dolly | \$460 |

*One time setup fee of \$245. Minimum 12 chairs (of same design and series)

| DIMENSIONS | Demi Back Stool | Tall Back Stool |
|----------------------|-----------------|-----------------|
| Seat Width: | 18" | 18" |
| Seat Depth: | 15" | 15" |
| Seat Height: | 30" | 30" |
| Back Height: | 36" | 44" |
| Overall Width: | 20" | 20" |
| Overall Depth: | 20" | 20" |
| Qty./Wt. per carton: | 3 ea./45 lbs. | 3 ea./62 lbs. |



BAR STOOL WITH DBC OPTION



DEMI BACK BAR STOOL

MODEL / DESCRIPTION / LIST PRICING



1301 Tall Back Bar Stool - Natural Stain Only

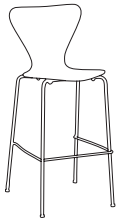


Chair
\$431

1301/SI Tall Back Bar Stool - Natural Stain Only with Upholstered Seat Insert

COM Yardage: 0.75 Yard

| COM | GR1 | GR2 | GR3 | GR4 | GR5 | GR6 | GR7 | GR8 | GR9 | GR10 | LEA |
|-------|-------|-------|-------|-------|-------|-------|-------|-------|-------|-------|-------|
| \$517 | \$553 | \$575 | \$598 | \$622 | \$647 | \$673 | \$699 | \$727 | \$756 | \$787 | \$930 |



1304 Tall Back Bar Stool - All Standard Stains

Chair
\$501

1304/SI Tall Back Bar Stool with Upholstered Seat Insert

COM Yardage: 0.75 Yard

| COM | GR1 | GR2 | GR3 | GR4 | GR5 | GR6 | GR7 | GR8 | GR9 | GR10 | LEA |
|-------|-------|-------|-------|-------|-------|-------|-------|-------|-------|-------|--------|
| \$582 | \$622 | \$647 | \$673 | \$700 | \$728 | \$757 | \$788 | \$819 | \$852 | \$886 | \$1047 |



1306 Demi Back Bar Stool - All Standard Stains

Chair
\$566

1306/SI Demi Back Bar Stool with Upholstered Seat Insert

COM Yardage: 0.75 Yard

| COM | GR1 | GR2 | GR3 | GR4 | GR5 | GR6 | GR7 | GR8 | GR9 | GR10 | LEA |
|-------|-------|-------|-------|-------|-------|-------|-------|-------|-------|-------|--------|
| \$647 | \$692 | \$720 | \$749 | \$778 | \$810 | \$842 | \$876 | \$911 | \$947 | \$985 | \$1164 |

OPTIONS

Add upcharge to list price and code to model number

| | | |
|----|--|----------|
| FR | CA133 Fire Retardant per yard. | \$90/yd. |
| MB | Moisture Barrier - Per Seat | \$68 |
| CH | Counter Height (24" seat height) | \$28 |
| SH | Specialty Height (any custom height) | \$28 |
| SF | Powder Coat Color Finish - 4-leg chair | \$38 |

| | | |
|-----|--------------------------------------|------|
| SF | Powder Coat Color Finish - Bar Stool | \$58 |
| HG | Hand Grip Cutout Design Back | \$75 |
| ENG | Laser Engraving Back Design* | \$85 |
| TT | Two Tone Wood Stains | \$75 |
| LPS | Laminate Plywood Seating | Call |

*One time setup fee of \$245. Minimum 12 chairs (of same design and series)

ORIGAMI VISITOR CHAIR

The Origami task chair features polished chrome frames and a fully upholstered seat available in leather.

**LEATHER IN STOCK
FOR FAST DELIVERY**

ORDERING INFORMATION

To Order Please Specify:

- 1) Series Name
- 2) Model Number
- 3) Quantity

ORIGAMI GENERAL SPECIFICATIONS

Upholstery

- Upholstered in white leather only.
- Not available in Fabric or COM.
- All seats feature European stitching.

Frame

- Polished chrome tubular steel frame and chrome plated aluminum arms.

Arms

- Die-cast aluminum arms finished in polished chrome.

Base

- Sled base is of double wall reinforced tubular steel.

COLORS / FINISHES

Frame Finish

Sled base visitor chair is polished chrome.

Leather

- Leather (standard stock)
 - White only

Complimentary Series

The Origami is also available in a 5-star swivel version. See Origami Swivel chairs for more details.



SLED-BASE VISITOR CHAIR



BACK DETAIL



SLED BASE FEATURES
DOUBLE-WALL POLISHED
CHROME FRAME

| DIMENSIONS | Sled-Base Visitor |
|----------------------|-------------------|
| Inside Width: | 19" |
| Seat Depth: | 18" |
| Seat Height: | 18" |
| Arm Height: | 26" |
| Overall Depth: | 24" |
| Overall Width: | 23" |
| Overall Height: | 33.5" |
| Qty./Wt. per carton: | 1 ea./32 lbs. |

MODEL / DESCRIPTION / LIST PRICING



2920 Sled Base Visitor Chair in Leather

COL & COM Yardage: N/A

Leather (in stock)
\$876

also available in
LPS

PENTO SERIES

Pento chairs feature a one piece Beech wood shell available in transparent wood stain choices. Also available in Hi-Definition veneers with many design and frame choices.



SIDE CHAIR



SIDE CHAIR WITH UPHOLSTERED SEAT OPTION

ORDERING INFORMATION

To Order Please Specify:

- | | |
|-----------------------------------|---|
| 1) Series Name | 7) Fabric Grade & Number |
| 2) Model Number | 8) Optional Items |
| 3) Quantity | 9) Back Cutouts |
| 4) Wood Species | 10) Engraving |
| 5) Wood Stain Finish Color | 11) LPS (Laminate Plywood Seating) |
| 6) Frame Color or Polished Chrome | |

PENTO GENERAL SPECIFICATIONS

Shell

- Compound angle, .50" thick multiply Beech wood.
 - Available in transparent wood stain colors with vertical running wood grain.
 - Three specialty veneers are also offered for the Pento shell
- 1) Natural US Walnut Veneer is available in medium walnut stain with the wood grain running vertically.
- The following High Definition (HD) Engineered veneers have the wood grain running horizontally:
- 2) Tiramisu (variegated tones)
3) Coffee Bean (dark nuance)

Upholstery

- Seat inserts can be finished in choice of fabric, vinyl, crypton, leather or approved COM.

Frame

- .75" diameter 14 gauge round steel tubing legs with adjustable glides (4-leg), or plastic glides (sled base).

Stacking

- 4-Leg chair, T-Arm chair and Sled chair will stack 4 high on the floor and up to 6 high on a dolly.

COLORS / FINISHES

Wood Stain Finish Colors:

Standard wood stain colors.

Frame Finish Colors:

Standard powder coat colors.

Optional polished chrome available with upcharge.

Elliptical Arm Cap Colors:

Elliptical arm is standard with Polyurethane arm cap.

Choose from 3 colors: Black, Gray and Charcoal.

Angle Arm Cap Colors:

Angle arm polyurethane arm caps available in Charcoal.

OPTIONS

- CODE: FR - CA133 Fire Retardant.
- CODE: MB - Moisture Barrier.
- CODE: PAC - Poly Arm Caps for Angle Arms. Soft Polyurethane in Charcoal.
- CODE: TT - Two Tone Stain Colors (for solid, no hole back design only).
- CODE: RD - Round Hole Cutout Back Design.
TR - Trapezoid Hole Cutout Back Design.
RECT - Rectilinear Hole Cutout Back Design.
ENG - Laser Engraved Back Design.
- CODE: USW - Natural US Walnut Veneer.
TIR - Tiramisu Hi-Def Veneer.
COF - Coffee Bean Hi-Def Veneer.
- CODE: PC - Polished Chrome Frame Finish.
- CODE: LPS - Laminate Plywood Seating.



ROUND



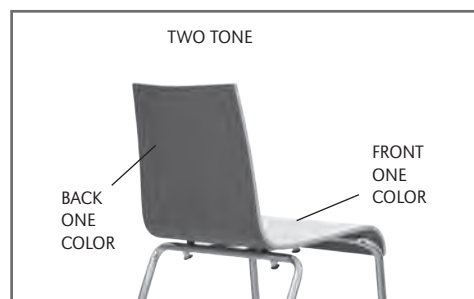
SOLID



TRAPEZOID



RECTILINEAR



TWO TONE

BACK ONE COLOR

FRONT ONE COLOR

| DIMENSIONS | Side Chair | Angle Arm Chair |
|----------------------|---------------|-----------------|
| Seat Width: | 17.5" | 17.5" |
| Seat Depth: | 15" | 15" |
| Seat Height: | 17.5" | 17.5" |
| Back Height: | 32" | 32" |
| Arm Height: | - | 26" |
| Overall Width: | 20.5" | 23" |
| Overall Depth: | 22" | 22" |
| Qty./Wt. per carton: | 3 ea./50 lbs. | 3 ea./50 lbs. |



WOOD CHAIR



ANGLE ARM CHAIR

MODEL / DESCRIPTION / LIST PRICING



927 Wood Chair



Chair
\$524

927/SI Wood Chair - Upholstered Seat Insert

COM Yardage: 0.75 Yard

| COM | GR1 | GR2 | GR3 | GR4 | GR5 | GR6 | GR7 | GR8 | GR9 | GR10 | LEA |
|-------|-------|-------|-------|-------|-------|-------|-------|-------|-------|-------|--------|
| \$607 | \$649 | \$675 | \$702 | \$730 | \$760 | \$790 | \$822 | \$855 | \$889 | \$924 | \$1092 |




928 Wood Chair with Angle Arms

Chair
\$671

928/SI Wood Chair with Angle Arms - Upholstered Seat Insert

COM Yardage: 0.75 Yard

| COM | GR1 | GR2 | GR3 | GR4 | GR5 | GR6 | GR7 | GR8 | GR9 | GR10 | LEA |
|-------|-------|-------|-------|-------|-------|-------|--------|--------|--------|--------|--------|
| \$755 | \$808 | \$840 | \$874 | \$909 | \$945 | \$983 | \$1022 | \$1063 | \$1106 | \$1150 | \$1359 |



OPTIONS

Add upcharge to list price and code to model number

| | | |
|------|-------------------------------------|----------|
| FR | CA133 Fire Retardant per yard. | \$90/yd. |
| MB | Moisture Barrier - Per Seat | \$68 |
| TT | Two Tone Wood Stain Colors | \$42 |
| RD | Round Hole Cutout Back Design | \$75 |
| TR | Trapezoid Hole Cutout Back Design | \$75 |
| RECT | Rectilinear Hole Cutout Back Design | \$75 |
| ENG | Laser Engraving Back Design* | \$85 |

| | | |
|------|--|-------|
| USW | Natural US Walnut Veneer | \$110 |
| TIR | Tiramisu Hi=Def Veneer | \$220 |
| COF | Coffee Bean Hi-Def Veneer | \$220 |
| PC | Polished Chrome Finish - 4-Leg Chair | \$38 |
| PC | Polished Chrome Finish - Angle Arm Chair | \$98 |
| LPS | Laminate Plywood Seating | Call |
| #196 | Stacking Chair Dolly | \$460 |

*One time setup fee of \$245. Minimum 12 chairs (of same design and series)

| DIMENSIONS | Elliptical Arm Chair | Sled Base Chair |
|----------------------|----------------------|-----------------|
| Seat Width: | 17.5" | 17.5" |
| Seat Depth: | 15" | 15" |
| Seat Height: | 17.5" | 17.5" |
| Back Height: | 32" | 32" |
| Arm Height: | 26" | N/A |
| Overall Width: | 20.5" | 22" |
| Overall Depth: | 22" | 22" |
| Qty./Wt. per carton: | 3 ea./50 lbs. | 3 ea./50 lbs. |



ELLIPTICAL ARM CHAIR



SLED BASE CHAIR

MODEL / DESCRIPTION / LIST PRICING



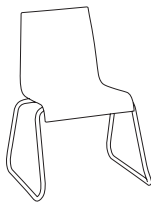
929 Elliptical Arm Chair

Chair
\$751

929/SI Elliptical Arm Chair - Upholstered Seat Insert

COM Yardage: 0.75 Yard

| COM | GR1 | GR2 | GR3 | GR4 | GR5 | GR6 | GR7 | GR8 | GR9 | GR10 | LEA |
|-------|-------|-------|-------|--------|--------|--------|--------|--------|--------|--------|--------|
| \$832 | \$890 | \$925 | \$962 | \$1001 | \$1041 | \$1083 | \$1126 | \$1171 | \$1218 | \$1266 | \$1497 |



933 Sled Base Chair

Chair
\$567

933/SI Sled Base Chair - Upholstered Seat Insert

COM Yardage: 0.75 Yard

| COM | GR1 | GR2 | GR3 | GR4 | GR5 | GR6 | GR7 | GR8 | GR9 | GR10 | LEA |
|-------|-------|-------|-------|-------|-------|-------|-------|-------|-------|-------|--------|
| \$646 | \$691 | \$719 | \$747 | \$777 | \$808 | \$841 | \$874 | \$909 | \$946 | \$983 | \$1162 |

OPTIONS

Add upcharge to list price and code to model number

| | | |
|------|-------------------------------------|----------|
| FR | CA133 Fire Retardant per yard. | \$90/yd. |
| MB | Moisture Barrier - Per Seat | \$68 |
| TT | Two Tone Wood Stain Colors | \$42 |
| RD | Round Hole Cutout Back Design | \$75 |
| TR | Trapezoid Hole Cutout Back Design | \$75 |
| RECT | Rectilinear Hole Cutout Back Design | \$75 |
| ENG | Laser Engraving Back Design* | \$85 |

| | | |
|------|--|-------|
| USW | Natural US Walnut Veneer | \$110 |
| TIR | Tiramisu Hi-Def Veneer | \$220 |
| COF | Coffee Bean Hi-Def Veneer | \$220 |
| PC | Polished Chrome Finish - Chair w/Elliptical Arms | \$75 |
| PC | Polished Chrome Finish - Sled Base Chair | \$58 |
| LPS | Laminate Plywood Seating | Call |
| #196 | Stacking Chair Dolly | \$460 |

*One time setup fee of \$245. Minimum 12 chairs (of same design and series)

PENTO STOOL

Pento demi or tall back stools feature a one piece Beech wood shell available in transparent wood stain choices. Also available in Hi-Definition veneers with many design choices.

also available in
LPS



DEMI BACK
WITH UPHOLSTERED SEAT INSERT



BAR STOOL WITH OPTIONAL POLISHED
CHROME FRAME

ORDERING INFORMATION

To Order Please Specify:

- | | |
|----------------------------|---|
| 1) Series Name | 7) Fabric Grade & Number |
| 2) Model Number | 8) Optional Items |
| 3) Quantity | 9) Back Cutouts |
| 4) Wood Species | 10) Engraving |
| 5) Wood Stain Finish Color | 11) LPS (Laminate Plywood Seating) |
| 6) Frame Color | |

PENTO STOOL GENERAL SPECIFICATIONS

Shell

- Compound angle, .50" thick multiply Beech wood in full or demi back.
- Available in transparent wood stain colors with vertical running wood grain.
- Three specialty veneers are also offered for the Pento shell
 - 1) Natural US Walnut Veneer is available in medium walnut stain with the wood grain running vertically.
 - The following High Definition (HD) Engineered veneers have the wood grain running horizontally:
 - 2) Tiramisu (variegated tones)
 - 3) Coffee Bean (dark nuance)

Upholstery

- Upholstered seat inserts can be finished in choice of fabric, vinyl, crypton, leather or approved COM.

Frame

- .75" diameter 14 gauge round steel tubing legs with adjustable glides.

Stacking

- 4-leg stool stacks 3 high on the floor.

COLORS / FINISHES

Wood Stain Finish Colors:

Standard wood stain colors.

Frame Finish Colors:

Standard powder coat colors.

Optional polished chrome available with upcharge.

OPTIONS

- CODE: FR - CA133 Fire Retardant.
- CODE: MB - Moisture Barrier.
- CODE: TT - Two Tone Stain Colors (for solid, no hole back design only).
- CODE: LPS - Laminate Ply Seat.
- CODE: CH - Counter Height (24" seat height)
- CODE: SH - Specialty Height (any custom height)
- CODE: RD - Round Hole Cutout Back Design.
TR - Trapezoid Hole Cutout Back Design.
RECT - Rectilinear Hole Cutout Back Design.
ENG - Laser Engraved Back Design.
- CODE: USW - Natural US Walnut Veneer.
TIR - Tiramisu Hi-Def Veneer.
COF - Coffee Bean Hi-Def Veneer.
- CODE: PC - Polished Chrome Frame Finish.



SOLID BACK



ROUND CUTOUTS



TRAPEZOID CUTOUTS



RECTILINEAR CUTOUTS

| DIMENSIONS | Demi Back Stool | Tall Back Stool |
|----------------------|-----------------|-----------------|
| Seat Width: | 17.5" | 17.5" |
| Seat Depth: | 15" | 15" |
| Seat Height: | 30" | 30" |
| Back Height: | 38" | 43.5" |
| Overall Width: | 22" | 22" |
| Overall Depth: | 24" | 24" |
| Qty./Wt. per carton: | 2 ea./30 lbs. | 2 ea./35 lbs. |



BAR STOOL WITH OPTIONAL POLISHED CHROME FRAME

MODEL / DESCRIPTION / LIST PRICING



937 Tall Back Bar Stool



Chair
\$645

937/SI Tall Back Bar Stool - Upholstered Seat Insert

COM Yardage: 0.75 Yard

| COM | GR1 | GR2 | GR3 | GR4 | GR5 | GR6 | GR7 | GR8 | GR9 | GR10 | LEA |
|-------|-------|-------|-------|-------|-------|-------|-------|--------|--------|--------|--------|
| \$723 | \$774 | \$805 | \$837 | \$871 | \$906 | \$942 | \$979 | \$1019 | \$1059 | \$1102 | \$1302 |



935 Demi Back Bar Stool

Chair
\$706

935/SI Demi Back Bar Stool - Upholstered Seat Insert


COM Yardage: 0.75 Yard

| COM | GR1 | GR2 | GR3 | GR4 | GR5 | GR6 | GR7 | GR8 | GR9 | GR10 | LEA |
|-------|-------|-------|-------|-------|-------|--------|--------|--------|--------|--------|--------|
| \$784 | \$839 | \$873 | \$908 | \$944 | \$982 | \$1021 | \$1062 | \$1104 | \$1149 | \$1195 | \$1412 |

935/U Demi Back Bar Stool - Fully Upholstered

COM Yardage: 1.25 Yard

| COM | GR1 | GR2 | GR3 | GR4 | GR5 | GR6 | GR7 | GR8 | GR9 | GR10 | LEA |
|-------|-------|-------|-------|-------|--------|--------|--------|--------|--------|--------|--------|
| \$821 | \$879 | \$914 | \$950 | \$988 | \$1028 | \$1069 | \$1112 | \$1156 | \$1202 | \$1250 | \$1478 |



OPTIONS

Add upcharge to list price and code to model number

| | | |
|----|--------------------------------------|----------|
| FR | CA133 Fire Retardant per yard. | \$90/yd. |
| MB | Moisture Barrier - Per Seat | \$68 |
| TT | Two Tone Wood Stain Colors | \$42 |
| CH | Counter Height (24" seat height) | \$28 |
| SH | Specialty Height (any custom height) | \$28 |
| RD | Round Hole Cutout Back Design | \$75 |
| TR | Trapezoid Hole Cutout Back Design | \$75 |

| | | |
|------|-------------------------------------|-------|
| RECT | Rectilinear Hole Cutout Back Design | \$75 |
| ENG | Laser Engraving Back Design* | \$85 |
| USW | Natural US Walnut Veneer | \$110 |
| TIR | Tiramisu Hi=Def Veneer | \$220 |
| COF | Coffee Bean Hi-Def Veneer | \$220 |
| PC | Polished Chrome Finish - Bar Stool | \$58 |
| LPS | Laminate Ply Seat | CALL |

*One time setup fee of \$245. Minimum 12 chairs (of same design and series)

NEW



4 LEG CHAIR / ARMS / CASTERS

REWIND SERIES

The Rewind chair features a two piece polypropylene shell with a slotted back and a clean out feature. The slotted back design offers style and ventilation. Frames are available in standard polished chrome or optional powder coat color finishes.



BAR STOOLS

ORDERING INFORMATION

To Order Please Specify:

- | | |
|-----------------|-------------------------------|
| 1) Series Name | 4) Optional Powder Coat Color |
| 2) Model Number | 5) Fabric Grade & Number |
| 3) Quantity | 6) Optional Items |

REWIND GENERAL SPECIFICATIONS

Shell

- Rewind polypropylene chairs feature a contoured, perforated backrest and waterfall design seat.
- Backrest features a slotted pattern with 1.125" x .25" rounded rectangles.
Note: Molded polypropylene material is shatter proof and scratch resistant. Gentle flex back.

Upholstery

- Seat insert is upholstered over 1/2" foam.
- Seat can be upholstered with choice of fabric, vinyl, crypton, leather or approved COM.

Frame - Four Legged

- Chair frames are made of .875" diameter, 16 gauge steel tubing with hand brazed welds. Factory installed adjustable steel glides.

Glides

- Factory installed self leveling steel glides.

Stacking

- 4-leg models stack 10 high on dolly.
- 4-leg with arms 4 high.
- Bar stool 2-3 high

COLORS / FINISHES

Frame Finish Colors:

Standard polished chrome frame finish.

Optional standard powder coat colors available with upcharge.

8 Shell Colors with Matching Color Arms:

- | | |
|------------|-------------|
| • Black | • White |
| • Beige | • Navy Blue |
| • Charcoal | • Red |
| • Yellow | • Green |

OPTIONS

- CODE: FR - CA133 Fire Retardant.
- CODE: MB - Moisture Barrier.
- CODE: SF - Powder Coat Frame Color
- CODE: AGF - Fold out Ganging (includes SPN)
- CODE: SPN - Plastic Seat Pan to Protect Upholstery (Recommended for stacking chairs with UPH seats)
- CODE: CH - Counter Height (24" seat height)
- CODE: SH - Specialty Height (any custom height)
- CODE: CAS - Two-Tone Self Braking Casters

#196 Stacking Chair Dolly
Square laminate base insert protects chairs.
Approx. 25" x 25".
Dolly not to be used for bar stools.



UPHOLSTERED SEAT INSERT



OPTIONAL SEAT PAN TO PROTECT UPHOLSTERY

| DIMENSIONS | 4-Leg | 4-Leg Arms |
|----------------------|---------------|---------------|
| Seat Width: | 17.5" | 19.75" |
| Seat Depth: | 18.25" | 18.25" |
| Seat Height: | 18.25" | 18.25" |
| Arm Height | - | 27" |
| Back Height: | 33" | 33" |
| Overall Width: | 20" | 22.75" |
| Overall Depth: | 22" | 22" |
| Qty./Wt. per carton: | 3 ea./48 lbs. | 3 ea./48 lbs. |



4 LEGGED CHAIR



4 LEGGED CHAIR WITH ARMS

MODEL / DESCRIPTION / LIST PRICING



7600 4-Legged Side Chair

Chair
\$245



7601 4-Legged Side Chair - Upholstered Seat Insert

COM Yardage: 0.75 Yard

| COM | GR1 | GR2 | GR3 | GR4 | GR5 | GR6 | GR7 | GR8 | GR9 | GR10 | LEA |
|-------|-------|-------|-------|-------|-------|-------|-------|-------|-------|-------|-------|
| \$338 | \$362 | \$376 | \$391 | \$407 | \$423 | \$440 | \$458 | \$476 | \$495 | \$515 | \$609 |



7604 4-Legged Arm Chair

Chair
\$329




7605 4-Legged Arm Chair - Upholstered Seat Insert

COM Yardage: 0.75 Yard

| COM | GR1 | GR2 | GR3 | GR4 | GR5 | GR6 | GR7 | GR8 | GR9 | GR10 | LEA |
|-------|-------|-------|-------|-------|-------|-------|-------|-------|-------|-------|-------|
| \$421 | \$451 | \$469 | \$487 | \$507 | \$527 | \$548 | \$570 | \$593 | \$617 | \$641 | \$758 |

8 PLASTIC SHELL COLORS



OPTIONS

Add upcharge to list price and code to model number

| | | |
|------|---|----------|
| FR | CA133 Fire Retardant per yard. | \$90/yd. |
| MB | Moisture Barrier - Standard and MID Seats | \$68 |
| SF | Powder Coat Finish - Chair | \$38 |
| #196 | Stacking Chair Dolly | \$460 |

| | | |
|-----|--|------|
| SPN | Plastic Seat Pan to protect upholstery (Black) | \$32 |
| AGF | Metal Ganging Device (includes SPN) | \$60 |
| CAS | Two-Tone Self Braking Caster (Set of 4) | \$36 |

| DIMENSIONS | 4-Leg w/ Casters | Arm Chair w/ Casters |
|----------------------|------------------|----------------------|
| Seat Width: | 17.5" | 19.75" |
| Seat Depth: | 18.25" | 18.25" |
| Seat Height: | 18.25" | 18.25" |
| Arm Height | - | 27" |
| Back Height: | 33" | 33" |
| Overall Width: | 20" | 22.75" |
| Overall Depth: | 22" | 22" |
| Qty./Wt. per carton: | 1 ea./48 lbs. | 1 ea./48 lbs. |



4 LEGGED WITH CASTERS



4 LEGGED WITH ARMS AND CASTERS

MODEL / DESCRIPTION / LIST PRICING



7608 4-Legged Side Chair with Casters

Chair
\$315



7609 4-Legged Side Chair with Casters - Upholstered Seat Insert

COM Yardage: 0.75 Yard

| COM | GR1 | GR2 | GR3 | GR4 | GR5 | GR6 | GR7 | GR8 | GR9 | GR10 | LEA |
|-------|-------|-------|-------|-------|-------|-------|-------|-------|-------|-------|-------|
| \$411 | \$439 | \$457 | \$475 | \$494 | \$514 | \$534 | \$556 | \$578 | \$601 | \$625 | \$739 |



7612 4-Legged Arm Chair and Casters

Chair
\$399

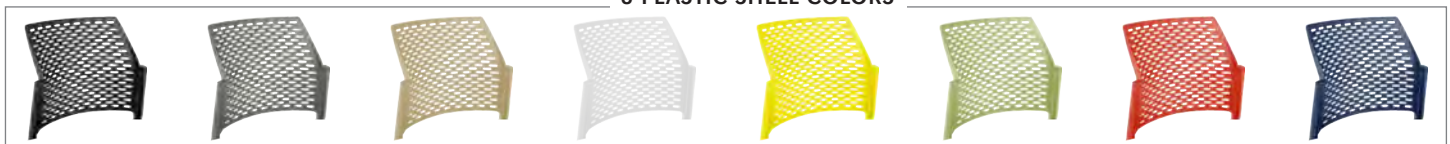


7613 4-Legged Arm Chair with Casters - Upholstered Seat Insert

COM Yardage: 0.75 Yard

| COM | GR1 | GR2 | GR3 | GR4 | GR5 | GR6 | GR7 | GR8 | GR9 | GR10 | LEA |
|-------|-------|-------|-------|-------|-------|-------|-------|-------|-------|-------|-------|
| \$491 | \$526 | \$547 | \$569 | \$591 | \$615 | \$640 | \$665 | \$692 | \$720 | \$748 | \$885 |

8 PLASTIC SHELL COLORS



OPTIONS

Add upcharge to list price and code to model number

| | | |
|------|---|----------|
| FR | CA133 Fire Retardant per yard. | \$90/yd. |
| MB | Moisture Barrier - Standard and MID Seats | \$68 |
| SF | Powder Coat Finish - Chair | \$38 |
| #196 | Stacking Chair Dolly | \$460 |

| | | |
|-----|---|------|
| SPN | Plastic Seat Pan in Black | \$32 |
| AGF | Metal Ganging Device (includes SPN) | \$60 |
| CAS | Two-Tone Self Braking Caster (Set of 4) | \$36 |

| DIMENSIONS | Stool | Stool w/ Arms |
|----------------------|---------------|---------------|
| Seat Width: | 17.5" | 19.75" |
| Seat Depth: | 18" | 18" |
| Seat Height: | 29.5" | 29.5" |
| Arm Height | - | 38.25" |
| Back Height: | 44" | 44" |
| Overall Width: | 20.25" | 22.75" |
| Overall Depth: | 20.25" | 20.25" |
| Qty./Wt. per carton: | 2 ea./48 lbs. | 1 ea./48 lbs. |



BAR STOOL



BAR STOOL WITH ARMS

MODEL / DESCRIPTION / LIST PRICING



7616 Bar Stool



| | |
|-------|--|
| Chair | |
| \$461 | |



7617 Bar Stool - Upholstered Seat Insert

COM Yardage: 0.75 Yard

| COM | GR1 | GR2 | GR3 | GR4 | GR5 | GR6 | GR7 | GR8 | GR9 | GR10 | LEA |
|-------|-------|-------|-------|-------|-------|-------|-------|-------|-------|-------|--------|
| \$555 | \$594 | \$618 | \$643 | \$669 | \$695 | \$723 | \$752 | \$782 | \$813 | \$846 | \$1000 |



7620 Bar Stool with Arms

| | |
|-------|--|
| Chair | |
| \$545 | |



7621 Bar Stool with Arms / Upholstered Seat Insert

COM Yardage: 0.75 Yard

| COM | GR1 | GR2 | GR3 | GR4 | GR5 | GR6 | GR7 | GR8 | GR9 | GR10 | LEA |
|-------|-------|-------|-------|-------|-------|-------|-------|-------|-------|-------|--------|
| \$638 | \$683 | \$710 | \$739 | \$768 | \$799 | \$831 | \$864 | \$899 | \$935 | \$972 | \$1149 |

8 PLASTIC SHELL COLORS




OPTIONS

Add upcharge to list price and code to model number

| | | |
|------|---|----------|
| FR | CA133 Fire Retardant per yard. | \$90/yd. |
| MB | Moisture Barrier - Standard and MID Seats | \$68 |
| SF | Powder Coat Finish - Bar Stool | \$59 |
| #196 | Stacking Chair Dolly | \$460 |

| | | |
|-----|--|------|
| SPN | Plastic Seat Pan to protect upholstery (Black) | \$32 |
| CH | Counter Height (24" seat height) | \$28 |
| SH | Specialty Height (any custom height) | \$28 |



TRAINING ROOM SETTING.
4 LEGGED CHAIRS FEATURING UPHOLSTERED SEAT INSERT WITH LUNA TRAINING TABLES



DINING ROOM SETTING.
REWIND CHAIRS WITH BRANDON CAFE TABLES AND NEWPORT BANQUETTES



CLASSROOM SETTING.
ARM CHAIRS FEATURING UPHOLSTERED SEAT INSERT WITH CUSTOM LUNA TRAINING TABLES



LECTURE HALL SETTING.
ARM CHAIRS IN LECTURE HALL



4 LEGGED CHAIR



ARM CHAIR WITH UPHOLSTERED SEAT



ARM CHAIR WITH COLOR MATCHED 5 STAR SWIVEL BASE



4 LEGGED CHAIR WITH CASTERS



REWIND BAR STOOL AND CORSA BAR HEIGHT TABLE



REWIND BAR STOOL WITH CUSTOM CURVE TIVOLI BANQUETTE FEATURING BAR HEIGHT COUNTER



EASY FOLDOUT GANGING (FACTORY INSTALLED ONLY)



ROUNDED RECTANGLE PERFORATION (1/4" X 1 1/8")



ARM DETAILS (FACTORY INSTALLED ONLY)



PLASTIC SEAT PAN TO PROTECT UPHOLSTERY (FACTORY INSTALLED ONLY)



BEAM SEATING (2,3,4 SEATING AVAILABLE)



RIO STOOL

The Rio features a 1.25" steel tube frame supporting a highly contoured Beech wood or fully upholstered seat.



UPHOLSTERED BAR STOOL



WOOD SEAT TABOURET

ORDERING INFORMATION

To Order Please Specify:

- | | |
|----------------------------|--------------------------|
| 1) Series Name | 5) Frame Color |
| 2) Model Number | 6) Fabric Grade & Number |
| 3) Quantity | 7) Optional Items |
| 4) Wood Stain Finish Color | |

RIO STOOL GENERAL SPECIFICATIONS

Wood Seat

- 15" diameter highly contoured Beech wood stained in choice of 17 standard transparent wood stain colors.

Upholstery

- Upholstered seat over 2" high resiliency foam.
- Foam is glued to seat and the seat is inserted into frame.
- Seat can be upholstered with choice of fabric, vinyl, crypton, leather or approved COM.

Frame

- 1.25" diameter, 14 gauge round steel tubing.
- Counter and Bar Stools have a welded footrest in matching powder coat color.

Glides

- Factory installed polyvinyl glides.

COLORS / FINISHES

Wood Stain Finish Colors:

Standard wood stain colors.

Frame Finish Colors:

Standard powder coat colors.
Optional polished chrome available with upcharge.

OPTIONS

- CODE: FR - CA133 Fire Retardant.
- CODE: MB - Moisture Barrier.
- CODE: PC - Polished Chrome Frame.



WOOD SEAT COUNTER STOOL

| DIMENSIONS | Tabouret | Counter Stool | Bar Stool |
|----------------------|---------------|---------------|---------------|
| Seat Diameter: | 15" | 15" | 15" |
| Seat Height: | 18" | 24" | 30" |
| Overall Width: | 17" | 21" | 21" |
| Overall Depth: | 17" | 21" | 21" |
| Qty./Wt. per carton: | 1 ea./29 lbs. | 1 ea./33 lbs. | 1 ea./37 lbs. |



UPHOLSTERED BAR STOOL

MODEL / DESCRIPTION / LIST PRICING



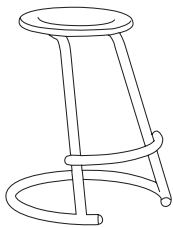
545 Tabouret - Beech wood Seat

Chair
\$541

540 Tabouret - Upholstered Seat

COM Yardage: 0.75 Yard

| COM | GR1 | GR2 | GR3 | GR4 | GR5 | GR6 | GR7 | GR8 | GR9 | GR10 | LEA |
|-------|-------|-------|-------|-------|-------|-------|-------|-------|-------|-------|--------|
| \$571 | \$611 | \$636 | \$661 | \$687 | \$715 | \$744 | \$773 | \$804 | \$836 | \$870 | \$1028 |



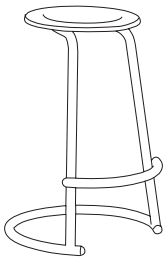
547 Counter Stool - Beech wood Seat

Chair
\$679

542 Counter Stool - Upholstered Seat

COM Yardage: 0.75 Yard

| COM | GR1 | GR2 | GR3 | GR4 | GR5 | GR6 | GR7 | GR8 | GR9 | GR10 | LEA |
|-------|-------|-------|-------|-------|-------|-------|-------|--------|--------|--------|--------|
| \$712 | \$762 | \$792 | \$824 | \$857 | \$891 | \$927 | \$964 | \$1002 | \$1042 | \$1084 | \$1281 |



549 Bar Stool - Beech wood Seat

Chair
\$734

544 Bar Stool - Upholstered Seat

COM Yardage: 0.75 Yard

| COM | GR1 | GR2 | GR3 | GR4 | GR5 | GR6 | GR7 | GR8 | GR9 | GR10 | LEA |
|-------|-------|-------|-------|-------|-------|--------|--------|--------|--------|--------|--------|
| \$771 | \$825 | \$858 | \$892 | \$928 | \$965 | \$1003 | \$1043 | \$1085 | \$1129 | \$1174 | \$1387 |

OPTIONS

Add upcharge to list price and code to model number

| | | |
|----|---|----------|
| FR | CA 133 Fire Retardant - per yd. | \$90/yd. |
| PC | Polished Chrome - Counter and Bar Stools. | \$125 |

| | | |
|----|-----------------------------|------|
| MB | Moisture Barrier - Per Seat | \$68 |
|----|-----------------------------|------|

SAMBA ARM CHAIR TABLE OF CONTENTS

Specifications 112

Base Selection Details 113



4-Leg Arm Chair 114



Diamond Tufting on Back Detail 112



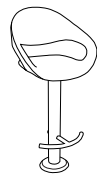
Trumpet Base / Swivel Seat 114



4-Prong / Auto Memory Seat Return 114



4-Leg Bar Stool / Fixed Seat 115



Floor Mount Base / Swivel Seat 115



Extra Large Pedestal Base / Swivel Seat with
Welded Footrest 115

SAMBA ARM CHAIR

The Samba features a fully upholstered seat over a stylish cold injected urethane foam shell. Samba chairs are available with several base options and finishes to accent your space.



SAMBA
ARM CHAIR



4 PRONG BASE W/
AUTO MEMORY RETURN SWIVEL SEAT



POLISHED CHROME
TRUMPET BASE SWIVEL SEAT
WITH OPTIONAL DIAMOND
TUFTING ON BACK

ORDERING INFORMATION

To Order Please Specify:

- 1) Series Name
- 2) Model Number
- 3) Quantity
- 4) Fabric Grade and Number
- 5) Optional Items

SAMBA GENERAL SPECIFICATIONS

Upholstery

- Samba is fully upholstered and available with fabric, crypton, vinyl or approved COM.
- Fabric must be pre-approved, please contact customer service.

Seat Frame

- Tubular steel frame with cold injected urethane molded foam.

Frame Finish Colors

- All models standard in polished chrome (except models 5040 and 5041).
- Standard powder coat colors available with upcharge.

OPTIONS


- CODE: FR - CA133 Fire Retardant.
- CODE: SF - Powder Coat Color Finish
- CODE: CH - Counter Height (24" seat height)
- CODE: SH - Specialty Height (any custom height)
- CODE: TFT1 - Tufting - Single Back

TUFTING

Only diamond tufting available for Samba series.



diamond



SAMBA - DIAMOND TUFTING DETAIL
ON BACK



FLOOR MOUNT POLISHED
CHROME BASE SWIVEL SEAT



SAMBA BAR STOOL



POLISHED CHROME PEDESTAL
BASE / SWIVEL SEAT

NOTE: Not to be used on a carpeted surface.
Must be used on a flat, clean and level surface.

BASE DETAIL/SELECTION



4 PRONG BASE W/ AUTO MEMORY RETURN

Polished Chrome 4 Prong Base with adjustable glides features auto memory return swivel seat.



PEDESTAL BASE

Consists of a 3.5" dia. column and an extra large 22" dia. cover over a heavy cast iron base with a fixed welded foot rest featuring a 360° swivel seat in standard powder coat colors.

4-LEGGED CHAIR / STOOL BASE

Polished Chrome 4 Leg Base with adjustable glides.



FLOOR MOUNT BASE

Consists of a 3.5" dia. column and a 7" dia. cover over a heavy cast iron base with a fixed welded foot rest featuring a 360° degree swivel seat in standard powder coat colors.



TRUMPET BASE

17.25" Diameter base features a polished chrome 360° swivel seat. Seat height is fixed with no tilt. (Shown on the left w/optional back tufting).

| DIMENSIONS | Arm Chair | Trumpet Swivel Base | 4 Prong Swivel Base |
|----------------------|---------------|---------------------|---------------------|
| Inside Width: | 17" | 17" | 17" |
| Seat Height: | 18" | 17" | 18" |
| Arm Height: | 25" | 24" | 25" |
| Overall Depth: | 24" | 24" | 24" |
| Overall Width: | 24.5" | 24.5" | 24.5" |
| Overall Height: | 32" | 31" | 32" |
| Qty./Wt. per carton: | 1 ea./32 lbs. | 1 ea./50 lbs. | 1 ea./50 lbs. |



4 PRONG W / AUTO MEMORY
RETURN SEAT

MODEL / DESCRIPTION / LIST PRICING



5037 Arm Chair

COM Yardage: 2 yards

| COM | GR1 | GR2 | GR3 | GR4 | GR5 | GR6 | GR7 | GR8 | GR9 | GR10 | LEA |
|-------|--------|--------|--------|--------|--------|--------|--------|--------|--------|--------|--------|
| \$940 | \$1006 | \$1046 | \$1088 | \$1131 | \$1176 | \$1223 | \$1272 | \$1323 | \$1376 | \$1431 | \$1692 |



5036 Trumpet Base / Swivel Seat

COM Yardage: 2 yards

| COM | GR1 | GR2 | GR3 | GR4 | GR5 | GR6 | GR7 | GR8 | GR9 | GR10 | LEA |
|--------|--------|--------|--------|--------|--------|--------|--------|--------|--------|--------|--------|
| \$1223 | \$1309 | \$1361 | \$1416 | \$1472 | \$1531 | \$1592 | \$1656 | \$1722 | \$1791 | \$1863 | \$2202 |



5039 4 Prong / Auto Memory Return Swivel Seat

COM Yardage: 2 yards

| COM | GR1 | GR2 | GR3 | GR4 | GR5 | GR6 | GR7 | GR8 | GR9 | GR10 | LEA |
|--------|--------|--------|--------|--------|--------|--------|--------|--------|--------|--------|--------|
| \$1024 | \$1095 | \$1139 | \$1185 | \$1232 | \$1281 | \$1333 | \$1386 | \$1441 | \$1499 | \$1559 | \$1843 |

OPTIONS

Add upcharge to list price and code to model number

| | | |
|----|--------------------------------------|----------|
| FR | CA133 Fire Retardant - per yard | \$90/yd. |
| CH | Counter Height (24" seat height) | \$28 |
| SH | Specialty Height (any custom height) | \$28 |

| | | |
|------|--|------|
| SF | Powder Coat Color Finish - 4-Leg Chair | \$38 |
| TFT1 | Tufting - Single Back | \$96 |

| DIMENSIONS | 4-Legged Bar Stool | Floor Mount Base | Pedestal Base |
|----------------------|--------------------|------------------|---------------|
| Inside Width: | 17" | 17" | 17" |
| Seat Height: | 29" | 29" | 29" |
| Arm Height: | 37" | 37" | 37" |
| Overall Depth: | 24" | 24" | 24" |
| Overall Width: | 24.5" | 24.5" | 24.5" |
| Overall Height: | 41" | 41" | 41" |
| Qty./Wt. per carton: | 1 ea./38 lbs. | 1 ea./55 lbs. | 1 ea./55 lbs. |



SAMBA
BAR STOOL

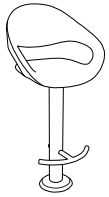
MODEL / DESCRIPTION / LIST PRICING



5038 4 Leg Bar Stool / Fixed Seat

COM Yardage: 2 yards

| COM | GR1 | GR2 | GR3 | GR4 | GR5 | GR6 | GR7 | GR8 | GR9 | GR10 | LEA |
|--------|--------|--------|--------|--------|--------|--------|--------|--------|--------|--------|--------|
| \$1063 | \$1137 | \$1182 | \$1230 | \$1279 | \$1330 | \$1383 | \$1439 | \$1496 | \$1556 | \$1618 | \$1913 |



5041 Floor Mount Base / Swivel Seat

COM Yardage: 2 yards

| COM | GR1 | GR2 | GR3 | GR4 | GR5 | GR6 | GR7 | GR8 | GR9 | GR10 | LEA |
|--------|--------|--------|--------|--------|--------|--------|--------|--------|--------|--------|--------|
| \$1086 | \$1162 | \$1208 | \$1256 | \$1307 | \$1359 | \$1413 | \$1470 | \$1529 | \$1590 | \$1653 | \$1954 |



5040 Extra Large Pedestal Base / Swivel Seat

COM Yardage: 2 yards

| COM | GR1 | GR2 | GR3 | GR4 | GR5 | GR6 | GR7 | GR8 | GR9 | GR10 | LEA |
|--------|--------|--------|--------|--------|--------|--------|--------|--------|--------|--------|--------|
| \$1238 | \$1325 | \$1378 | \$1433 | \$1490 | \$1550 | \$1612 | \$1676 | \$1743 | \$1813 | \$1885 | \$2228 |

NOTE: Not to be used on a carpeted surface. Must be used on a flat, clean and level surface.

OPTIONS

Add upcharge to list price and code to model number

| | | |
|----|---|----------|
| FR | CA133 Fire Retardant - per yard | \$90/yd. |
| SF | Powder Coat Color Finish - Bar Stool 5038 | \$58 |
| PC | Polished Chrome 5040 and 5041 only | \$148 |

| | | |
|------|--------------------------------------|------|
| CH | Counter Height (24" seat height) | \$28 |
| SH | Specialty Height (any custom height) | \$28 |
| TFT1 | Tufting - Single Back | \$96 |

SIENNA BAR STOOLS

The Sienna features a molded plexiglass or a perforated wood back with an upholstered seat on a steel frame with self leveling glides. Wood seat available with wood back stools. Steel frames are available in standard powder coat color finishes or optional polished chrome.



PLEXIGLASS BACK BAR STOOL



WOOD BACK BAR STOOL

ORDERING INFORMATION

To Order Please Specify:

- 1) Series Name
- 2) Model Number
- 3) Quantity
- 4) Wood Stain Finish Color

SIENNA GENERAL SPECIFICATIONS

Shell

- Sienna features a contoured backrest made of .50" thick transparent molded Plexiglass or multiply Beech wood.
 - Backrest is finished with a perforated hole pattern. Holes are .50" diameter.
- Note: Molded plexiglass material is shatter proof and scratch resistant.

Upholstery

- Sienna upholstered seat is upholstered over 1" foam.
- Seat can be upholstered with choice of fabric, vinyl, crypton, leather or approved COM.

Frame

- .75" diameter, 14 gauge steel tubing with hand brazed welds.

Glides

- Factory installed self leveling steel glides.

Stacking

- Sienna bar stool models will stack 3 high.
- It is not recommended to stack any Sienna wood seat chairs as the bumpers may eventually leave pressure marks on the wood.

COLORS / FINISHES

Molded Plexiglass Backrest Colors:

Lead time 4-6 weeks:

- Icy Green
- Deep Icy Blue
- Icy Orange
- Transparent
- Ultra Clear

Wood Stain Finish Colors:

Standard wood stain colors.

Frame Finish Colors:

Standard powder coat colors.

Optional polished chrome available with upcharge.

OPTIONS

- CODE: FR - CA133 Fire Retardant.
- CODE: MB - Moisture Barrier.
- CODE: CH - Counter Height (24" seat height)
- CODE: SH - Specialty Height (any custom height)
- CODE: PC - Polished Chrome

| DIMENSIONS | Counter Stool | Bar Stool |
|----------------------|---------------|---------------|
| Seat Width: | 15.5" | 15.5" |
| Seat Depth: | 16.5" | 16.5" |
| Seat Height: | 24" | 30" |
| Back Height: | 37.5" | 43" |
| Overall Width: | 18" | 18" |
| Overall Depth: | 18" | 18" |
| Qty./Wt. per carton: | 2 ea./32 lbs. | 2 ea./34 lbs. |



ACRYLIC BACK BAR STOOL

Design Note:

Sienna Series stools have a shorter back compared to the chairs. Cutouts and cutout patterns are similar in dimension with less horizontal rows on the stools.

MODEL / DESCRIPTION / LIST PRICING



464 Plexiglass Back Bar Stool - Upholstered Seat COM Yardage: 0.75 Yard

| COM | GR1 | GR2 | GR3 | GR4 | GR5 | GR6 | GR7 | GR8 | GR9 | GR10 | LEA |
|-------|-------|-------|-------|-------|-------|-------|--------|--------|--------|--------|--------|
| \$759 | \$812 | \$845 | \$879 | \$914 | \$950 | \$988 | \$1028 | \$1069 | \$1112 | \$1156 | \$1366 |

478 Wood Back Bar Stool - Wood Seat

| | | | | | | | | | | | |
|-------|--|--|--|--|--|--|--|--|--|--|--|
| Chair | | | | | | | | | | | |
| \$706 | | | | | | | | | | | |

484 Wood Back Bar Stool - Upholstered Seat COM Yardage: 0.75 Yard

| COM | GR1 | GR2 | GR3 | GR4 | GR5 | GR6 | GR7 | GR8 | GR9 | GR10 | LEA |
|-------|-------|-------|-------|-------|-------|-------|-------|--------|--------|--------|--------|
| \$729 | \$780 | \$811 | \$843 | \$877 | \$912 | \$949 | \$987 | \$1026 | \$1067 | \$1110 | \$1312 |

OPTIONS

Add upcharge to list price and code to model number

| | | |
|----|----------------------------------|----------|
| FR | CA 133 Fire Retardant - per yd. | \$90/yd. |
| MB | Moisture Barrier - Per Seat | \$68 |
| CH | Counter Height (24" seat height) | \$28 |

| | | |
|----|--------------------------------------|------|
| SH | Specialty Height (any custom height) | \$28 |
| PC | Polished Chrome - Bar Stool | \$58 |

STRIKE SERIES

The Strike chair features a once piece polypropylene shell with a perforated back and a clean out feature. The perforated back design offers style and ventilation. Frames are available in standard polished chrome or optional powder coat color finishes.



SLED BASE WITH UPHOLSTERED SEAT INSERT



BAR STOOLS

ORDERING INFORMATION

To Order Please Specify:

- | | |
|-----------------|-------------------------------|
| 1) Series Name | 4) Optional Powder Coat Color |
| 2) Model Number | 5) Fabric Grade & Number |
| 3) Quantity | 6) Optional Items |

STRIKE GENERAL SPECIFICATIONS

Shell

- Strike chairs have a contoured shell made of .50" thick molded polypropylene featuring a waterfall design and gentle flex back.
- Backrest is designed with a perforated hole pattern, holes are .187" square with a stylish taper and diminish toward the outer edges.

Note: Molded polypropylene material is shatter proof and scratch resistant.

Upholstery

- Seat insert is upholstered over 1" foam.
- Seat can be upholstered with choice of fabric, vinyl, crypton, leather or approved COM.

Frame - Four Leg

- .625" diameter, 16 gauge steel tubing with hand brazed welds.

Frame - V

- .75" diameter, 16 gauge steel tubing with hand brazed welds.

Frame - Sled Base

- .4375" round solid steel. Factory installed black plastic glides.

Stacking

- 4-leg models stack 10 high, sled base stacks 4 high.

Glides

- Factory installed glides - adjustable steel (4-leg, V) or black plastic (sled base).

COLORS / FINISHES

Frame Finish Colors:

Standard polished chrome finish.

Optional powder coat colors available with upcharge.

Polypropylene Shell Colors:

- | | |
|-------------|-----------------|
| • Dark Gray | • Ribbon Red |
| • Fawn | • White |
| • Black | • Midnight Blue |
| • Tangerine | • Ivy Green |

OPTIONS

- CODE: FR - CA133 Fire Retardant.
- CODE: MB - Moisture Barrier.
- CODE: SF - Powder Coat finish frame
- CODE: CH - Counter Height (24" seat height)
- CODE: SH - Specialty Height (any custom height)



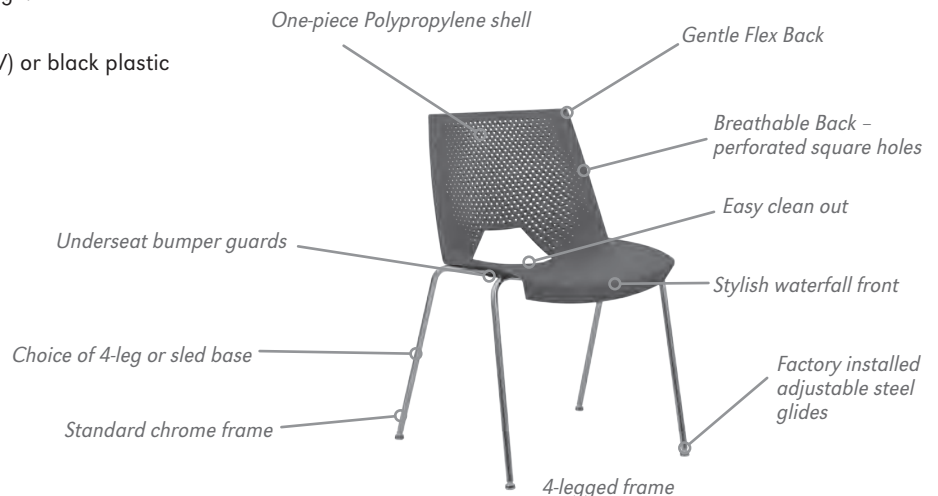
UPHOLSTERED SEAT INSERT



POWDER COAT FRAME COLOR



#196 Stacking Chair Dolly
Square laminate base insert protects chairs.
Approx. 25" x 25".



TYPICAL FEATURES ON ALL 4 FRAMES

| DIMENSIONS | 4-Legged | V-Frame | Sled Chair |
|----------------------|---------------|---------------|---------------|
| Seat Width: | 18" | 18" | 18" |
| Seat Depth: | 16.75" | 16.75" | 16.75" |
| Seat Height: | 17.5" | 17.5" | 17.5" |
| Back Height: | 32" | 43" | 32" |
| Overall Width: | 21.5" | 21.5" | 21.5" |
| Overall Depth: | 20" | 20" | 20" |
| Qty./Wt. per carton: | 3 ea./25 lbs. | 1 ea./25 lbs. | 3 ea./25 lbs. |



SLED BASE



V-FRAME



4-LEGGED

MODEL / DESCRIPTION / LIST PRICING



5070 4-Legged Side Chair



Chair
\$223

5072 4-Legged Side Chair - w/ Upholstered Seat Insert

COM Yardage: 0.75 Yard

| COM | GR1 | GR2 | GR3 | GR4 | GR5 | GR6 | GR7 | GR8 | GR9 | GR10 | LEA |
|-------|-------|-------|-------|-------|-------|-------|-------|-------|-------|-------|-------|
| \$310 | \$331 | \$345 | \$358 | \$373 | \$388 | \$403 | \$419 | \$436 | \$454 | \$472 | \$558 |



5071 V-Frame Chair - (welded ganging device included)

Chair
\$204

5073 V-Frame Chair - w/ Upholstered Seat Insert - (welded ganging device included)

COM Yardage: 0.75 Yard

| COM | GR1 | GR2 | GR3 | GR4 | GR5 | GR6 | GR7 | GR8 | GR9 | GR10 | LEA |
|-------|-------|-------|-------|-------|-------|-------|-------|-------|-------|-------|-------|
| \$290 | \$310 | \$322 | \$335 | \$349 | \$363 | \$377 | \$392 | \$408 | \$424 | \$441 | \$522 |



5074 Sled Base Chair

Chair
\$237

5076 Sled Base Chair - w/ Upholstered Seat Insert

COM Yardage: 0.75 Yard

| COM | GR1 | GR2 | GR3 | GR4 | GR5 | GR6 | GR7 | GR8 | GR9 | GR10 | LEA |
|-------|-------|-------|-------|-------|-------|-------|-------|-------|-------|-------|-------|
| \$323 | \$346 | \$360 | \$374 | \$389 | \$405 | \$421 | \$438 | \$455 | \$474 | \$493 | \$582 |

Note: Strike chair is a wall saver

PLASTIC SHELL COLORS



OPTIONS

Add upcharge to list price and code to model number

| | | |
|----|---|----------|
| FR | CA133 Fire Retardant per yard. | \$90/yd. |
| MB | Moisture Barrier - Standard and MID Seats | \$68 |
| SF | Powder Coat Finish - Chair | \$38 |

| | | |
|------|-------------------------|-------|
| SF | Powder Coat - Bar Stool | \$58 |
| #196 | Stacking Chair Dolly | \$460 |

STRIKE STOOL SERIES
POLYPROPYLENE SHELL STOOLS

| DIMENSIONS | Sled Base Stool | 4-Legged Stool |
|----------------------|-----------------|----------------|
| Seat Width: | 18" | 18" |
| Seat Depth: | 16.75" | 16.75" |
| Seat Height: | 30" | 30" |
| Back Height: | 43" | 43" |
| Overall Width: | 21.5" | 21.5" |
| Overall Depth: | 22" | 22" |
| Qty./Wt. per carton: | 2 ea./45 lbs. | 2 ea./45 lbs. |



4-LEGGED BAR STOOL



SLED BASE BAR STOOL

MODEL / DESCRIPTION / LIST PRICING

Strike offers two types of bar stools sled base and 4-legged




5078 Sled Base Stool

Chair
\$422

5080 Sled Base Stool - w/ Upholstered Seat Insert

COM Yardage: 0.75 Yard

| COM | GR1 | GR2 | GR3 | GR4 | GR5 | GR6 | GR7 | GR8 | GR9 | GR10 | LEA |
|-------|-------|-------|-------|-------|-------|-------|-------|-------|-------|-------|-------|
| \$508 | \$544 | \$566 | \$588 | \$612 | \$636 | \$662 | \$688 | \$716 | \$744 | \$774 | \$915 |



5077 4-Legged Stool

Chair
\$454



5079 4-Legged Stool - w/ Upholstered Seat Insert

COM Yardage: 0.75 Yard

| COM | GR1 | GR2 | GR3 | GR4 | GR5 | GR6 | GR7 | GR8 | GR9 | GR10 | LEA |
|-------|-------|-------|-------|-------|-------|-------|-------|-------|-------|-------|-------|
| \$542 | \$580 | \$603 | \$627 | \$652 | \$678 | \$705 | \$734 | \$763 | \$793 | \$825 | \$975 |

Note: Strike stool is a wall saver

PLASTIC SHELL COLORS




OPTIONS

Add upcharge to list price and code to model number

| | | |
|----|---|----------|
| FR | CA133 Fire Retardant per yard. | \$90/yd. |
| MB | Moisture Barrier - Standard and MID Seats | \$68 |
| SF | Powder Coat Finish - Chair | \$38 |
| SF | Powder Coat - Bar Stool | \$58 |

| | | |
|------|--------------------------------------|-------|
| #196 | Stacking Chair Dolly | \$460 |
| CH | Counter Height (24" seat height) | \$28 |
| SH | Specialty Height (any custom height) | \$28 |




V-Frame Strike chairs set for use in an auditorium



2 V-Frame Strike chair ganged together

Strike chair welded ganging device is standard on V-Frame

Note: V-Frames are equipped w/ welded ganging device



SQUARE PERFORATION DETAIL

POLYPROPYLENE ONE PIECE SHELL

Polypropylene Shell Colors Available




All Strike models are stackable




BAR STOOL STACKED

(Approx. 4 height)



V-FRAME STACKED

(Approx. 10 height)



4-LEGGED STACKED

(Approx. 10 height)



SLED BASE STACKED

(Approx. 4 height)



4 legged stool with Crossfire bar height table



sled based stool with Flatcut bar height table



4 legged chair with Corsa cafe table



sled based chair with Corsa square table

TANGO STOOL



The Tango stool features an upholstered seat over 4" high resiliency foam. Choose from two height bases or a fixed seat bar height with welded foot ring. Optional swivel is available.



STOOL WITH OPTIONAL SWIVEL AND OPTIONAL POLISHED CHROME



BAR HEIGHT FIXED STOOL WITH WELDED FOOT RING

ORDERING INFORMATION

To Order Please Specify:

- | | |
|-----------------|--------------------------|
| 1) Series Name | 4) Powder Coat color |
| 2) Model Number | 5) Fabric Grade & Number |
| 3) Quantity | 6) Optional Items |

TANGO GENERAL SPECIFICATIONS

Base

- Trumpet style pedestal base in standard and counter height stools.
- Fixed seat bar stool on trumpet style base including a fully welded foot ring.
- Optional swivel base is available.

Upholstery

- Upholstered seat over 4" high resiliency foam.
- Foam is glued to a multi-ply shell and seat is attached to frame.
- Seat can be upholstered with choice of fabric, vinyl, crypton, leather or approved COM.

COLORS / FINISHES

Base Finish Colors:

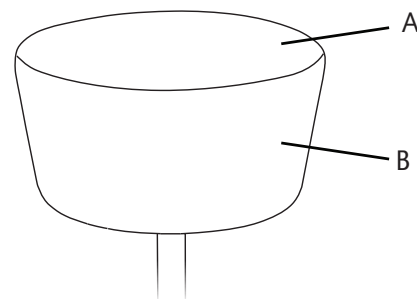
- Standard powder coat colors.
- Optional polished chrome available with upcharge.

OPTIONS

- CODE: FR - CA133 Fire Retardant.
- CODE: MB - Moisture Barrier.
- CODE: 2FO - Two Fabric Option.
- CODE: PC - Polished Chrome
- CODE: SS - Swivel Base



JURY BASE FLOOR MOUNT WITH FOOT RING DETAIL



For Two Fabric Option, please specify:

- A - Fabric option for top of seat
- B - Fabric option for sides of seat

| DIMENSIONS | Stool | Counter Stool | Fixed Bar Stool |
|----------------------|---------------|---------------|-----------------|
| Seat Diameter: | 17" | 17" | 17" |
| Seat Height: | 18" | 24" | 30" |
| Overall Width: | 17" | 17" | 17" |
| Overall Depth: | 17" | 17" | 17" |
| Qty./Wt. per carton: | 1 ea./29 lbs. | 1 ea./40 lbs. | 1 ea./51 lbs. |



COUNTER HEIGHT STOOL WITH
OPTIONAL POLISHED CHROME
BASE

MODEL / DESCRIPTION / LIST PRICING



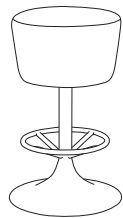
5222 Fixed Stool COM Yardage: 1.25 Yard

| COM | GR1 | GR2 | GR3 | GR4 | GR5 | GR6 | GR7 | GR8 | GR9 | GR10 | LEA |
|-------|-------|-------|-------|-------|-------|-------|--------|--------|--------|--------|--------|
| \$764 | \$818 | \$851 | \$885 | \$920 | \$957 | \$995 | \$1035 | \$1076 | \$1119 | \$1164 | \$1376 |



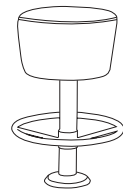
5224 Fixed Counter Stool COM Yardage: 1.25 Yard

| COM | GR1 | GR2 | GR3 | GR4 | GR5 | GR6 | GR7 | GR8 | GR9 | GR10 | LEA |
|-------|-------|-------|-------|--------|--------|--------|--------|--------|--------|--------|--------|
| \$841 | \$900 | \$936 | \$973 | \$1012 | \$1053 | \$1095 | \$1139 | \$1184 | \$1232 | \$1281 | \$1514 |



5223 Fixed Bar Stool with welded Foot Ring COM Yardage: 1.25 Yard

| COM | GR1 | GR2 | GR3 | GR4 | GR5 | GR6 | GR7 | GR8 | GR9 | GR10 | LEA |
|-------|--------|--------|--------|--------|--------|--------|--------|--------|--------|--------|--------|
| \$970 | \$1038 | \$1080 | \$1123 | \$1168 | \$1214 | \$1263 | \$1314 | \$1366 | \$1421 | \$1478 | \$1746 |



5223F Fixed Floor Mount Bar Stool with welded Foot Ring COM Yardage: 1.25 Yard

| COM | GR1 | GR2 | GR3 | GR4 | GR5 | GR6 | GR7 | GR8 | GR9 | GR10 | LEA |
|-------|-------|-------|--------|--------|--------|--------|--------|--------|--------|--------|--------|
| \$876 | \$937 | \$974 | \$1013 | \$1054 | \$1096 | \$1140 | \$1186 | \$1233 | \$1282 | \$1334 | \$1576 |

OPTIONS

Add upcharge to list price and code to model number

| | | |
|-----|---------------------------------|----------|
| FR | CA 133 Fire Retardant - per yd. | \$90/yd. |
| MB | Moisture Barrier - Per Seat | \$68 |
| 2FO | Two Fabric Option | \$98 |
| PC | Polished Chrome - Stool | \$180 |

| | | |
|----|--|-------|
| PC | Polished Chrome - Counter Stool | \$220 |
| PC | Polished Chrome - Fixed-Bar Stool with Foot Ring | \$275 |
| SS | Swivel Seat | \$45 |

TERIANA UPHOLSTERED BACK



The Teriana Series upholstered back multipurpose chairs have a fully upholstered seat and backrest. Backrests are available in round or square back. Frame available with arms or armless. Heavy duty, capable of standing up in the toughest environments.

Teriana chairs stack in all 3 widths
19.5", 22" or 26"

ORDERING INFORMATION

To Order Please Specify:

- | | |
|-----------------|----------------------------------|
| 1) Series Name | 5) Fabric Grade & Number |
| 2) Model Number | 6) Arm Cap type and finish/color |
| 3) Quantity | 7) Optional Items |
| 4) Frame Color | |



UPHOLSTERED ROUND BACK
YOUR CHOICE OF FABRICS



UPHOLSTERED SQUARE BACK
YOUR CHOICE OF FABRICS

TERIANA GENERAL SPECIFICATIONS

Upholstery

- Seat and Back are fully upholstered over multiply wood shells.
- Chair can be upholstered with fabric, crypton, vinyl, leather or approved COM.

Frame

- .875" diameter, 14 gauge steel tubing. (Bariatric frame is 1" diameter.)
- All frames are sand blasted and then powder coated for maximum paint adhesion.

Arm Caps

- Polyurethane or wood arm caps.

Glides

- Factory installed self leveling steel glides.

Stacking

- Models 140 & 141, 141BAR, 147, 148BAR & 148 will stack 3-4 chairs high on the floor.
- Chair Dolly #196 allows models 140 & 147 to stack 6-8 high.
- Models 141, 141BAR, 148 & 148BAR to stack 6 high on a dolly.

Load Test

- Teriana passes the load test of 350 lbs. for standard width, 500 lbs. for mid-width, and 750 lbs. for bariatric width.

COLORS / FINISHES

Frame Finish Colors:

- Standard powder coat colors.
- Optional polished chrome available with upcharge.

Arm Cap Colors:

- Polyurethane - Black / Charcoal
- Wood - standard wood stain colors.

OPTIONS

- CODE: FR - CA133 Fire Retardant.
- CODE: MB - Moisture Barrier.
- CODE: MB2 - Moisture Barrier - Bariatric Seat.
- CODE: PAC - Polyurethane Arm Caps, available in black or grey.
- CODE: WAC - Wood Arm Caps, available in transparent wood stains.
- CODE: CAS - Casters, set of 4.
- CODE: CH - Counter Height (24" seat height)
- CODE: SH - Specialty Height (any custom height)
- CODE: GD - Male/Female Metal Ganging.
- CODE: WS - Wall Saver Design, angled rear legs helps protect walls.
- CODE: PC - Polished Chrome finish.
- CODE: 196 - Stacking dolly for stacking 6-8 chairs.



WALL-SAVER DESIGN - WS



STACKING DOLLY - #196
Stacks up to 6-8 Chairs



WOOD ARM CAP / 16 FINISHES - WAC / POLYURETHANE ARM CAP - PAC



METAL GANGING - GD

CASTERS - CAS

**TERIANA SERIES
ROUND UPHOLSTERED BACK**

| DIMENSIONS | 4-Leg Chair | MID-WIDTH Chair | 4-Leg Chair w/arms | MID-WIDTH Chair w/arms | Bariatric Chair | Bar Stools |
|----------------------|---------------|-----------------|--------------------|------------------------|-----------------|---------------|
| Inside Width: | 19.5" | 22" | 19.5" | 22" | 26" | 19.5" |
| Seat Depth: | 19" | 19" | 19" | 19" | 23" | 19" |
| Seat Height: | 18" | 18" | 18" | 18" | 19.5" | 30" |
| Arm Height: | - | - | 25" | 25" | 25" | 37" |
| Overall Depth: | 23" | 23" | 23" | 23" | 28" | 23" |
| Overall Width: | 19.5" | 22" | 22" | 24" | 30" | 22" |
| Overall Height: | 32" | 32" | 32" | 32" | 34" | 44" |
| Qty./Wt. per carton: | 3 ea./45 lbs. | 3 ea./50 lbs. | 3 ea./55 lbs. | 3 ea./60 lbs. | 1 ea./35 lbs. | 1 ea./20 lbs. |



ROUNDBACK CHAIR
WITH WOOD ARM CAPS

MODEL / DESCRIPTION / LIST PRICING



140 Round Back Fully Upholstered Chair

COM Yardage: 1.0 Yard

| COM | GR1 | GR2 | GR3 | GR4 | GR5 | GR6 | GR7 | GR8 | GR9 | GR10 | LEA |
|-------|-------|-------|-------|-------|-------|-------|-------|-------|-------|-------|-------|
| \$402 | \$430 | \$448 | \$465 | \$484 | \$503 | \$524 | \$544 | \$566 | \$589 | \$612 | \$724 |

140MID MID-WIDTH Round Back Fully Upholstered Chair

COM Yardage: 1.0 Yard

| COM | GR1 | GR2 | GR3 | GR4 | GR5 | GR6 | GR7 | GR8 | GR9 | GR10 | LEA |
|-------|-------|-------|-------|-------|-------|-------|-------|-------|-------|-------|-------|
| \$532 | \$570 | \$592 | \$616 | \$641 | \$666 | \$693 | \$721 | \$750 | \$780 | \$811 | \$958 |



141 Round Back Fully Upholstered Chair w/ Arms

COM Yardage: 1.0 Yard

| COM | GR1 | GR2 | GR3 | GR4 | GR5 | GR6 | GR7 | GR8 | GR9 | GR10 | LEA |
|-------|-------|-------|-------|-------|-------|-------|-------|-------|-------|-------|-------|
| \$484 | \$518 | \$539 | \$560 | \$583 | \$606 | \$630 | \$655 | \$682 | \$709 | \$737 | \$871 |

141MID MID-WIDTH Round Back Fully Upholstered Chair w/ Arms

COM Yardage: 1.0 Yard

| COM | GR1 | GR2 | GR3 | GR4 | GR5 | GR6 | GR7 | GR8 | GR9 | GR10 | LEA |
|-------|-------|-------|-------|-------|-------|-------|-------|-------|-------|-------|--------|
| \$611 | \$654 | \$680 | \$707 | \$736 | \$765 | \$796 | \$827 | \$860 | \$895 | \$931 | \$1100 |



141BAR Round Back Fully Upholstered Bariatric Chair w/ Arms

COM Yardage: 1.75 Yards

| COM | GR1 | GR2 | GR3 | GR4 | GR5 | GR6 | GR7 | GR8 | GR9 | GR10 | LEA |
|-------|-------|--------|--------|--------|--------|--------|--------|--------|--------|--------|--------|
| \$908 | \$972 | \$1011 | \$1051 | \$1093 | \$1137 | \$1182 | \$1230 | \$1279 | \$1330 | \$1383 | \$1635 |



166 Round Back Fully Upholstered Bar Stool

COM Yardage: 1.0 Yard

| COM | GR1 | GR2 | GR3 | GR4 | GR5 | GR6 | GR7 | GR8 | GR9 | GR10 | LEA |
|-------|-------|-------|-------|-------|-------|-------|-------|-------|-------|-------|--------|
| \$603 | \$645 | \$671 | \$698 | \$725 | \$754 | \$785 | \$816 | \$849 | \$883 | \$918 | \$1085 |



163 Round Back Fully Upholstered Bar Stool w/ Arms

COM Yardage: 1.0 Yard

| COM | GR1 | GR2 | GR3 | GR4 | GR5 | GR6 | GR7 | GR8 | GR9 | GR10 | LEA |
|-------|-------|-------|-------|-------|-------|-------|-------|-------|--------|--------|--------|
| \$685 | \$733 | \$762 | \$792 | \$824 | \$857 | \$891 | \$927 | \$964 | \$1003 | \$1043 | \$1232 |

OPTIONS

Add upcharge to list price and code to model number

| | | |
|-----|---|-------|
| WAC | Wood Arm Caps, Pair | \$176 |
| PAC | Polyurethane Arm Caps, Pair | \$88 |
| CAS | Casters, Set of 4 | \$88 |
| CH | Counter Height (24" seat height) | \$28 |
| SH | Specialty Height (any custom height) | \$28 |
| GD | Metal Ganging | \$28 |
| PC | Polished Chrome finish - Standard and MID | \$38 |
| PC | Polished Chrome finish - Bariatric | \$145 |

| | | |
|------|---|----------|
| PC | Polished Chrome finish - Bar Stools - no arms | \$58 |
| PC | Polished Chrome finish - Bar Stools - with arms | \$88 |
| MB | Moisture Barrier - Standard and MID Seats | \$68 |
| MB2 | Moisture Barrier - Bariatric Seat | \$89 |
| FR | CA133 Fire Retardant per yard. | \$90/yd. |
| WS | Wall Saver Design | \$38 |
| #196 | Stacking Chair Dolly - specify regular or bariatric | \$460 |

| DIMENSIONS | 4-Leg Chair | MID-WIDTH Chair | 4-Leg Chair w/arms | MID-WIDTH Chair w/arms | Bariatric Chair | Bar Stools |
|----------------------|---------------|-----------------|--------------------|------------------------|-----------------|---------------|
| Inside Width: | 19.5" | 22" | 19.5" | 22" | 26" | 19.5" |
| Seat Depth: | 19" | 19" | 19" | 19" | 23" | 19" |
| Seat Height: | 18" | 18" | 18" | 18" | 19.5" | 30" |
| Arm Height: | - | - | 25" | 25" | 25" | 37" |
| Overall Depth: | 23" | 23" | 23" | 23" | 28" | 23" |
| Overall Width: | 19.5" | 22" | 22" | 24" | 30" | 22" |
| Overall Height: | 32" | 32" | 32" | 32" | 34" | 44" |
| Qty./Wt. per carton: | 3 ea./45 lbs. | 3 ea./50 lbs. | 3 ea./55 lbs. | 3 ea./60 lbs. | 1 ea./35 lbs. | 1 ea./20 lbs. |



MODEL / DESCRIPTION / LIST PRICING



| 147 Square Back Fully Upholstered Chair | | | | | | | | | | | | COM Yardage: 1.0 Yard |
|---|-------|-------|-------|-------|-------|-------|-------|-------|-------|-------|-------|-----------------------|
| COM | GR1 | GR2 | GR3 | GR4 | GR5 | GR6 | GR7 | GR8 | GR9 | GR10 | LEA | |
| \$418 | \$447 | \$465 | \$484 | \$503 | \$523 | \$544 | \$566 | \$588 | \$612 | \$636 | \$752 | |

| 147MID MID-WIDTH Square Back Fully Upholstered Chair | | | | | | | | | | | | COM Yardage: 1.0 Yard |
|--|-------|-------|-------|-------|-------|-------|-------|-------|-------|-------|-------|-----------------------|
| COM | GR1 | GR2 | GR3 | GR4 | GR5 | GR6 | GR7 | GR8 | GR9 | GR10 | LEA | |
| \$549 | \$588 | \$611 | \$636 | \$661 | \$687 | \$715 | \$743 | \$773 | \$804 | \$836 | \$988 | |



| 148 Square Back Fully Upholstered Chair w/ Arms | | | | | | | | | | | | COM Yardage: 1.0 Yard |
|---|-------|-------|-------|-------|-------|-------|-------|-------|-------|-------|-------|-----------------------|
| COM | GR1 | GR2 | GR3 | GR4 | GR5 | GR6 | GR7 | GR8 | GR9 | GR10 | LEA | |
| \$502 | \$537 | \$559 | \$581 | \$604 | \$628 | \$653 | \$680 | \$707 | \$735 | \$764 | \$903 | |

| 148MID MID-WIDTH Square Back Fully Upholstered Chair w/ Arms | | | | | | | | | | | | COM Yardage: 1.0 Yard |
|--|-------|-------|-------|-------|-------|-------|-------|-------|-------|-------|--------|-----------------------|
| COM | GR1 | GR2 | GR3 | GR4 | GR5 | GR6 | GR7 | GR8 | GR9 | GR10 | LEA | |
| \$629 | \$673 | \$700 | \$728 | \$757 | \$787 | \$819 | \$852 | \$886 | \$921 | \$958 | \$1132 | |



| 148BAR Square Back Fully Upholstered Bariatric Chair w/ Arms | | | | | | | | | | | | COM Yardage: 1.75 Yard |
|--|-------|--------|--------|--------|--------|--------|--------|--------|--------|--------|--------|------------------------|
| COM | GR1 | GR2 | GR3 | GR4 | GR5 | GR6 | GR7 | GR8 | GR9 | GR10 | LEA | |
| \$908 | \$972 | \$1011 | \$1051 | \$1093 | \$1137 | \$1182 | \$1230 | \$1279 | \$1330 | \$1383 | \$1635 | |



| 167 Square Back Fully Upholstered Bar Stool | | | | | | | | | | | | COM Yardage: 1.0 Yard |
|---|-------|-------|-------|-------|-------|-------|-------|-------|-------|-------|--------|-----------------------|
| COM | GR1 | GR2 | GR3 | GR4 | GR5 | GR6 | GR7 | GR8 | GR9 | GR10 | LEA | |
| \$624 | \$667 | \$694 | \$722 | \$751 | \$781 | \$812 | \$844 | \$878 | \$913 | \$950 | \$1123 | |



| 164 Square Back Fully Upholstered Bar Stool w/ Arms | | | | | | | | | | | | COM Yardage: 1.0 Yard |
|---|-------|-------|-------|-------|-------|-------|-------|-------|--------|--------|--------|-----------------------|
| COM | GR1 | GR2 | GR3 | GR4 | GR5 | GR6 | GR7 | GR8 | GR9 | GR10 | LEA | |
| \$701 | \$750 | \$781 | \$812 | \$844 | \$878 | \$913 | \$950 | \$988 | \$1027 | \$1068 | \$1263 | |

OPTIONS

Add upcharge to list price and code to model number

| | | |
|-----|---|-------|
| WAC | Wood Arm Caps, Pair | \$176 |
| PAC | Polyurethane Arm Caps, Pair | \$88 |
| CAS | Casters, Set of 4 | \$88 |
| CH | Counter Height (24" seat height) | \$28 |
| SH | Specialty Height (any custom height) | \$28 |
| GD | Metal Ganging | \$28 |
| PC | Polished Chrome finish - Standard and MID | \$38 |
| PC | Polished Chrome finish - Bariatric | \$145 |

| | | |
|------|---|----------|
| PC | Polished Chrome finish - Bar Stools - no arms | \$58 |
| PC | Polished Chrome finish - Bar Stools - with arms | \$88 |
| MB | Moisture Barrier - Standard and MID Seats | \$68 |
| MB2 | Moisture Barrier - Bariatric Seat | \$89 |
| FR | CA133 Fire Retardant per yard. | \$90/yd. |
| WS | Wall Saver Design | \$38 |
| #196 | Stacking Chair Dolly - specify regular or bariatric | \$460 |

TERIANA WOOD BACK

The Teriana Series wood back multipurpose chairs have a fully upholstered seat and Maple wood backrest. Backrests are available in round or square back. Frame available with arms or armless. Heavy duty, capable of standing up in the toughest environments.



WOOD ROUND BACK



WOOD SQUARE BACK

ORDERING INFORMATION

To Order Please Specify:

- | | |
|----------------------------|---|
| 1) Series Name | 7) Backrest finish/color |
| 2) Model Number | 8) Arm Cap type and finish/color |
| 3) Quantity | 9) Optional Items |
| 4) Frame Color | 10) Back Cutouts |
| 5) Fabric Grade and Number | 11) Engraving |
| 6) Wood shell back design | 12) LPS (Laminate Plywood Seating) |

TERIANA WOOD GENERAL SPECIFICATIONS

Upholstery

- Seat is fully upholstered over multi-ply wood shell.
- Chair can be upholstered with fabric, crypton, vinyl, leather or approved COM.
- Wood backrest is available in 17 transparent wood stain colors.

Frame

- Frame is .875" diameter, 14 gauge steel tubing.
- Bariatric frame is 1" diameter.
- All frames are sand blasted and then powder coated for maximum paint adhesion.

Arm Caps

- Polyurethane or wood arm caps.

Glides

- Factory installed self leveling steel glides.

Stacking

- Models 142, 143, 143BAR, 160, 161 & 161BAR will stack 3-4 chairs on the floor.
- Chair Dolly #196 allows models 142 & 160 to stack 6-8 high.
- Models 143 & 161 to stack 6 high on dolly.

Load Test

- Teriana passes the load test of 350 lbs. for standard width, 500 lbs. for mid-width, and 750 lbs. for bariatric width.

COLORS / FINISHES

Frame Finish Colors:

- Standard powder coat colors.
- Optional polished chrome available with upcharge.

Wood Stain Finish Colors:

- Standard wood stain colors.
- Contrasting stain colors available.


Arm Cap Colors:

- Polyurethane - Black
- Wood - 17 standard wood stain colors


OPTIONS

- CODE: FR - CA133 Fire Retardant.
- CODE: MB - Moisture Barrier .
- CODE: MB2 - Moisture Barrier - Bariatric Seat.
- CODE: PAC - Polyurethane Arm Caps, available in black or Charcoal.
- CODE: WAC - Wood Arm Caps, available in transparent wood stain colors.
- CODE: HG, SQ, PH - Backrest Cutout Design.
- CODE: CAS - Casters, set of 4.
- CODE: CH - Counter Height (24" seat height)
- CODE: SH - Specialty Height (any custom height)
- CODE: GD - Male/Female Metal Ganging.
- CODE: WS - Wall Saver Design, angled rear legs helps protect walls.
- CODE: PC - Polished Chrome finish.
- CODE: ENG - Laser Engraving.
- CODE: 196 - Stacking dolly for stacking up to 6 chairs.





HAND GRIP ROUND - HG



PERFORATED HOLE ROUND - PH



CUTOUTS SQUARE - SQ



HAND GRIP SQUARE - HG



PERFORATED HOLE SQUARE - PH



Laser Engraving



LASER ENGRAVING - FRONT OR BACK

| DIMENSIONS | 4-Leg Chair | MID-WIDTH Chair | 4-Leg Chair w/arms | MID-WIDTH Chair w/arms | Bariatric Chair | Bar Stools |
|----------------------|---------------|-----------------|--------------------|------------------------|-----------------|---------------|
| Inside Width: | 19.5" | 22" | 19.5" | 22" | 26" | 19.5" |
| Seat Depth: | 19" | 19" | 19" | 19" | 23" | 19" |
| Seat Height: | 18" | 18" | 18" | 18" | 19.5" | 30" |
| Arm Height: | - | - | 25" | 25" | 25" | 37" |
| Overall Depth: | 23" | 23" | 23" | 23" | 28" | 23" |
| Overall Width: | 19.5" | 22" | 22" | 24" | 30" | 22" |
| Overall Height: | 32" | 32" | 32" | 32" | 34" | 44" |
| Qty./Wt. per carton: | 3 ea./45 lbs. | 3 ea./50 lbs. | 3 ea./55 lbs. | 3 ea./60 lbs. | 1 ea./35 lbs. | 1 ea./20 lbs. |



ROUND WOOD BACK CHAIR
WITH ARMS AND WOOD ARM CAPS

MODEL / DESCRIPTION / LIST PRICING



160 Round Wood Back Chair COM Yardage: .75 Yard

| COM | GR1 | GR2 | GR3 | GR4 | GR5 | GR6 | GR7 | GR8 | GR9 | GR10 | LEA |
|-------|-------|-------|-------|-------|-------|-------|-------|-------|-------|-------|-------|
| \$426 | \$456 | \$474 | \$493 | \$513 | \$534 | \$555 | \$577 | \$600 | \$624 | \$649 | \$767 |

160MID MID-WIDTH Round Wood Back Chair COM Yardage: .75 Yard

| COM | GR1 | GR2 | GR3 | GR4 | GR5 | GR6 | GR7 | GR8 | GR9 | GR10 | LEA |
|-------|-------|-------|-------|-------|-------|-------|-------|-------|-------|-------|--------|
| \$581 | \$621 | \$646 | \$672 | \$699 | \$727 | \$756 | \$786 | \$818 | \$850 | \$884 | \$1045 |

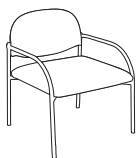


161 Round Wood Back Chair w/ Arms COM Yardage: .75 Yard

| COM | GR1 | GR2 | GR3 | GR4 | GR5 | GR6 | GR7 | GR8 | GR9 | GR10 | LEA |
|-------|-------|-------|-------|-------|-------|-------|-------|-------|-------|-------|-------|
| \$511 | \$547 | \$569 | \$592 | \$615 | \$640 | \$666 | \$692 | \$720 | \$749 | \$779 | \$920 |

161MID MID-WIDTH Round Wood Back Chair w/ Arms COM Yardage: .75 Yard

| COM | GR1 | GR2 | GR3 | GR4 | GR5 | GR6 | GR7 | GR8 | GR9 | GR10 | LEA |
|-------|-------|-------|-------|-------|-------|-------|-------|-------|-------|-------|--------|
| \$654 | \$700 | \$728 | \$757 | \$787 | \$819 | \$852 | \$886 | \$921 | \$958 | \$996 | \$1177 |



161BAR Round Wood Back Bariatric Chair w/ Arms COM Yardage: 1.25 Yards

| COM | GR1 | GR2 | GR3 | GR4 | GR5 | GR6 | GR7 | GR8 | GR9 | GR10 | LEA |
|-------|-------|--------|--------|--------|--------|--------|--------|--------|--------|--------|--------|
| \$908 | \$972 | \$1011 | \$1051 | \$1093 | \$1137 | \$1182 | \$1230 | \$1279 | \$1330 | \$1383 | \$1635 |



168 Round Wood Back Bar Stool COM Yardage: .75 Yard

| COM | GR1 | GR2 | GR3 | GR4 | GR5 | GR6 | GR7 | GR8 | GR9 | GR10 | LEA |
|-------|-------|-------|-------|-------|-------|-------|-------|-------|-------|-------|--------|
| \$593 | \$635 | \$660 | \$687 | \$714 | \$743 | \$772 | \$803 | \$835 | \$869 | \$903 | \$1068 |



162 Round Wood Back Bar Stool w/ Arms COM Yardage: .75 Yard

| COM | GR1 | GR2 | GR3 | GR4 | GR5 | GR6 | GR7 | GR8 | GR9 | GR10 | LEA |
|-------|-------|-------|-------|-------|-------|-------|-------|-------|-------|--------|--------|
| \$678 | \$726 | \$755 | \$785 | \$816 | \$849 | \$883 | \$918 | \$955 | \$993 | \$1033 | \$1221 |

OPTIONS

Add upcharge to list price and code to model number

| | | |
|-----|---|-------|
| WAC | Wood Arm Caps, Pair | \$176 |
| PAC | Polyurethane Arm Caps, Pair | \$88 |
| HG | Backrest Hand Grip Cutout design | \$75 |
| SQ | Backrest Square Hole Cutout design | \$75 |
| PH | Backrest Perforated Hole design | \$75 |
| CAS | Casters, Set of 4 | \$88 |
| CH | Counter Height (24" seat height) | \$28 |
| SH | Specialty Height (any custom height) | \$28 |
| GD | Metal Ganging | \$28 |
| PC | Polished Chrome finish - Standard and MID | \$38 |

| | | |
|------|---|----------|
| PC | Polished Chrome finish - Bariatric | \$145 |
| PC | Polished Chrome finish - Bar Stools - no arms | \$58 |
| PC | Polished Chrome finish - Bar Stools - with arms | \$88 |
| MB | Moisture Barrier - Standard and MID Seats | \$68 |
| MB2 | Moisture Barrier - Bariatric Seat | \$89 |
| FR | CA133 Fire Retardant per yard. | \$90/yd. |
| WS | Wall Saver Design | \$38 |
| #196 | Stacking Chair Dolly - specify regular or bariatric | \$460 |
| ENG | Laser Engraving Back Design* | \$85 |

*One time setup fee of \$245. Minimum 12 chairs (of same design and series)

| DIMENSIONS | 4-Leg Chair | MID-WIDTH Chair | 4-Leg Chair w/arms | MID-WIDTH Chair w/arms | Bariatric Chair | Bar Stools |
|----------------------|---------------|-----------------|--------------------|------------------------|-----------------|---------------|
| Inside Width: | 19.5" | 22" | 19.5" | 22" | 26" | 19.5" |
| Seat Depth: | 19" | 19" | 19" | 19" | 23" | 19" |
| Seat Height: | 18" | 18" | 18" | 18" | 19.5" | 24, 30" |
| Arm Height: | - | - | 25" | 25" | 25" | 31, 37" |
| Overall Depth: | 23" | 23" | 23" | 23" | 28" | 23" |
| Overall Width: | 19.5" | 22" | 22" | 24" | 30" | 22" |
| Overall Height: | 32" | 32" | 32" | 32" | 34" | 38, 44" |
| Qty./Wt. per carton: | 3 ea./45 lbs. | 3 ea./50 lbs. | 3 ea./55 lbs. | 3 ea./60 lbs. | 1 ea./35 lbs. | 1 ea./20 lbs. |



SQUARE WOOD BACK CHAIR WITH ARMS AND WOOD ARM CAPS

MODEL / DESCRIPTION / LIST PRICING



| | | | | | | | | | | | | |
|------------|------------------------|-------|-------|-------|-------|-------|-------|-------|-------|-------|-------|-----------------------|
| 142 | Square Wood Back Chair | | | | | | | | | | | COM Yardage: .75 Yard |
| COM | GR1 | GR2 | GR3 | GR4 | GR5 | GR6 | GR7 | GR8 | GR9 | GR10 | LEA | |
| \$445 | \$476 | \$495 | \$515 | \$536 | \$557 | \$580 | \$603 | \$627 | \$652 | \$678 | \$801 | |

| | | | | | | | | | | | | |
|---------------|----------------------------------|-------|-------|-------|-------|-------|-------|-------|-------|-------|--------|-----------------------|
| 142MID | MID-WIDTH Square Wood Back Chair | | | | | | | | | | | COM Yardage: .75 Yard |
| COM | GR1 | GR2 | GR3 | GR4 | GR5 | GR6 | GR7 | GR8 | GR9 | GR10 | LEA | |
| \$597 | \$639 | \$665 | \$691 | \$719 | \$748 | \$778 | \$809 | \$841 | \$875 | \$910 | \$1075 | |



| | | | | | | | | | | | | |
|------------|--------------------------------|-------|-------|-------|-------|-------|-------|-------|-------|-------|-------|-----------------------|
| 143 | Square Wood Back Chair w/ Arms | | | | | | | | | | | COM Yardage: .75 Yard |
| COM | GR1 | GR2 | GR3 | GR4 | GR5 | GR6 | GR7 | GR8 | GR9 | GR10 | LEA | |
| \$538 | \$575 | \$598 | \$622 | \$647 | \$673 | \$700 | \$728 | \$757 | \$787 | \$819 | \$968 | |

| | | | | | | | | | | | | |
|---------------|--|-------|-------|-------|-------|-------|-------|-------|-------|--------|--------|-----------------------|
| 143MID | MID-WIDTH Square Wood Back Chair w/ Arms | | | | | | | | | | | COM Yardage: .75 Yard |
| COM | GR1 | GR2 | GR3 | GR4 | GR5 | GR6 | GR7 | GR8 | GR9 | GR10 | LEA | |
| \$672 | \$719 | \$748 | \$778 | \$809 | \$841 | \$875 | \$910 | \$946 | \$984 | \$1023 | \$1210 | |



| | | | | | | | | | | | | |
|---------------|--|--------|--------|--------|--------|--------|--------|--------|--------|--------|--------|-------------------------|
| 143BAR | Square Wood Back Bariatric Chair w/ Arms | | | | | | | | | | | COM Yardage: 1.25 Yards |
| COM | GR1 | GR2 | GR3 | GR4 | GR5 | GR6 | GR7 | GR8 | GR9 | GR10 | LEA | |
| \$908 | \$972 | \$1011 | \$1051 | \$1093 | \$1137 | \$1182 | \$1230 | \$1279 | \$1330 | \$1383 | \$1635 | |



| | | | | | | | | | | | | |
|------------|----------------------------|-------|-------|-------|-------|-------|-------|-------|-------|-------|--------|-----------------------|
| 169 | Square Wood Back Bar Stool | | | | | | | | | | | COM Yardage: .75 Yard |
| COM | GR1 | GR2 | GR3 | GR4 | GR5 | GR6 | GR7 | GR8 | GR9 | GR10 | LEA | |
| \$618 | \$662 | \$688 | \$716 | \$744 | \$774 | \$805 | \$837 | \$871 | \$906 | \$942 | \$1113 | |



| | | | | | | | | | | | | |
|------------|------------------------------------|-------|-------|-------|-------|-------|-------|-------|--------|--------|--------|-----------------------|
| 165 | Square Wood Back Bar Stool w/ Arms | | | | | | | | | | | COM Yardage: .75 Yard |
| COM | GR1 | GR2 | GR3 | GR4 | GR5 | GR6 | GR7 | GR8 | GR9 | GR10 | LEA | |
| \$692 | \$740 | \$770 | \$801 | \$833 | \$866 | \$901 | \$937 | \$974 | \$1013 | \$1054 | \$1246 | |

OPTIONS

Add upcharge to list price and code to model number

| | | |
|-----|---|-------|
| WAC | Wood Arm Caps, Pair | \$176 |
| PAC | Polyurethane Arm Caps, Pair | \$88 |
| HG | Backrest Hand Grip Cutout design | \$75 |
| SQ | Backrest Square Hole Cutout design | \$75 |
| PH | Backrest Perforated Hole design | \$75 |
| CAS | Casters, Set of 4 | \$88 |
| CH | Counter Height (24" seat height) | \$28 |
| SH | Specialty Height (any custom height) | \$28 |
| GD | Metal Ganging | \$28 |
| PC | Polished Chrome finish - Standard and MID | \$38 |

| | | |
|------|---|----------|
| PC | Polished Chrome finish - Bariatric | \$145 |
| PC | Polished Chrome finish - Bar Stools - no arms | \$58 |
| PC | Polished Chrome finish - Bar Stools - with arms | \$88 |
| MB | Moisture Barrier - Standard and MID Seats | \$68 |
| MB2 | Moisture Barrier - Bariatric Seat | \$89 |
| FR | CA133 Fire Retardant per yard. | \$90/yd. |
| WS | Wall Saver Design | \$38 |
| #196 | Stacking Chair Dolly - specify regular or bariatric | \$460 |
| ENG | Laser Engraving Back Design* | \$85 |

*One time setup fee of \$245. Minimum 12 chairs (of same design and series)

VALI MULTIPURPOSE CHAIR

The Vali features a .875" diameter steel tube wall saver frame supporting an upholstered seat and back with black polypropylene rear back and under seat covers. These stacking chairs are available without arms or with curved or square arms. Vali provides an underseat plastic cover for protecting fabric while stacked.



VALI STACKING CHAIR WITH SQUARE ARMS



VALI STACKING CHAIR



VALI STACKING BAR STOOL

ORDERING INFORMATION

To Order Please Specify:

- | | |
|-----------------|----------------------------|
| 1) Series Name | 4) Frame Color |
| 2) Model Number | 5) Fabric Grade and Number |
| 3) Quantity | 6) Optional Items |

VALI GENERAL SPECIFICATIONS

Upholstery

- The Vali features a fully upholstered seat and back.
- Seat and back can be upholstered with fabric, crypton, vinyl, leather or approved COM.

Frame

- .875" diameter steel tubing with wall-saver design.
- All frames are sand blasted and then powder coated for maximum paint adhesion.

Glides

- Factory installed self leveling steel glides.

Stacking

- Vali chairs stack 3 high on the floor up to 6 high on a dolly.

Ganging

- Ganging device folds away when not in use.

COLORS / FINISHES

Frame Finish Colors:

Standard powder coat colors.
Optional polished chrome available with upcharge.

Arm Cap Colors

- Round Arm Caps: Plastic - Black
- Square Arm Caps: Polyurethane - Black

OPTIONS

- CODE: FR - CA133 Fire Retardant.
- CODE: MB - Moisture Barrier.
- CODE: CAS - Casters, set of 4.
- CODE: CH - Counter Height (24" seat height)
- CODE: SH - Specialty Height (any custom height)
- CODE: PC - Polished Chrome finish.
- CODE: AGF - Ganging Device - fold away type.



CASTERS - CAS



BACK DETAIL

| DIMENSIONS | Armless Chair | Round Arm Chair | Square Arm Chair | Bar Stool Stacking | Bar Stool with Arms |
|----------------------|---------------|-----------------|------------------|--------------------|---------------------|
| Inside Width: | 18" | 19.5" | 19.5" | 18" | 18" |
| Seat Height: | 18" | 18" | 18" | 30" | 30" |
| Arm Height: | - | 26" | 26" | - | 37" |
| Overall Depth: | 22" | 22" | 22" | 22" | 22" |
| Overall Width: | 20" | 23" | 23" | 20.5" | 23.5" |
| Overall Height: | 31.5" | 31.5" | 31.5" | 42.5" | 42.5" |
| Qty./Wt. per carton: | 3 ea./52 lbs. | 2 ea./48 lbs. | 2 ea./48 lbs. | 2 ea./54 lbs. | 1 ea./34 lbs. |



VALI BAR STOOL WITH ARMS



VALI CHAIR WITH CASTERS

MODEL / DESCRIPTION / LIST PRICING



220 Stacking Chair

COM Yardage: .75 Yard

| COM | GR1 | GR2 | GR3 | GR4 | GR5 | GR6 | GR7 | GR8 | GR9 | GR10 | LEA |
|-------|-------|-------|-------|-------|-------|-------|-------|-------|-------|-------|-------|
| \$334 | \$357 | \$372 | \$386 | \$402 | \$418 | \$435 | \$452 | \$470 | \$489 | \$509 | \$601 |



222 Stacking Chair with Round Plastic Arms

COM Yardage: .75 Yard

| COM | GR1 | GR2 | GR3 | GR4 | GR5 | GR6 | GR7 | GR8 | GR9 | GR10 | LEA |
|-------|-------|-------|-------|-------|-------|-------|-------|-------|-------|-------|-------|
| \$378 | \$404 | \$421 | \$437 | \$455 | \$473 | \$492 | \$512 | \$532 | \$554 | \$576 | \$680 |



224 Stacking Chair with Square Polyurethane Arms

COM Yardage: .75 Yard

| COM | GR1 | GR2 | GR3 | GR4 | GR5 | GR6 | GR7 | GR8 | GR9 | GR10 | LEA |
|-------|-------|-------|-------|-------|-------|-------|-------|-------|-------|-------|-------|
| \$441 | \$472 | \$491 | \$510 | \$531 | \$552 | \$574 | \$597 | \$621 | \$646 | \$672 | \$794 |



226 Stacking Bar Stool

COM Yardage: .75 Yard

| COM | GR1 | GR2 | GR3 | GR4 | GR5 | GR6 | GR7 | GR8 | GR9 | GR10 | LEA |
|-------|-------|-------|-------|-------|-------|-------|-------|-------|-------|-------|-------|
| \$503 | \$538 | \$560 | \$582 | \$605 | \$630 | \$655 | \$681 | \$708 | \$737 | \$766 | \$905 |



227 Bar Stool with Arms

COM Yardage: .75 Yard

| COM | GR1 | GR2 | GR3 | GR4 | GR5 | GR6 | GR7 | GR8 | GR9 | GR10 | LEA |
|-------|-------|-------|-------|-------|-------|-------|-------|-------|-------|-------|--------|
| \$587 | \$628 | \$653 | \$679 | \$706 | \$735 | \$764 | \$795 | \$826 | \$860 | \$894 | \$1057 |

OPTIONS

Add upcharge to list price and code to model number

| | | |
|-----|---|----------|
| FR | CA133 Fire Retardant per yard. | \$90/yd. |
| MB | Moisture Barrier - Standard and MID Seats | \$68 |
| CAS | Casters, Set of 4 | \$88 |
| CH | Counter Height (24" seat height) | \$28 |
| SH | Specialty Height (any custom height) | \$28 |

| | | |
|------|------------------------------------|-------|
| PC | Polished Chrome finish - Chair | \$38 |
| PC | Polished Chrome finish - Bar Stool | \$108 |
| AGF | Ganging Device - Fold away type | \$38 |
| #196 | Stacking Chair Dolly | \$460 |

VERN SERIES

Vern chair frames are solid Beech wood with an upholstered seat in your choice of fabrics. Frames are available in café height, counter height and bar height.

SOLID WOOD FRAME



SIDE CHAIR

ORDERING INFORMATION

To Order Please Specify:

- | | |
|-----------------|----------------------------|
| 1) Series Name | 4) Wood Stain Finish Color |
| 2) Model Number | 5) Fabric Grade & Number |
| 3) Quantity | 6) Optional Items |

OPTIONS

- CODE: FR - CA133 Fire Retardant
- CODE: MB - Moisture Barrier
- CODE: CH - Counter Height (24" seat height)
- CODE: SH - Specialty Height (any custom height)

VERN GENERAL SPECIFICATIONS

Upholstery

- Seat is upholstered over 1.5" high resiliency foam.
- Seat can be upholstered with choice of fabric, vinyl, crypton, leather or approved COM.

Frame

- Frames are solid Beech wood.
- Available in standard café height and bar height with or without arms.

Glides

- Factory installed nylon glides.

Scuff Guard

- Standard factory installed stainless steel scuff guard on bar stools.



BAR STOOL

| DIMENSIONS | Side Chair | Bar Stool |
|----------------------|---------------|---------------|
| Seat Width: | 16.5" | 16.5" |
| Seat Depth: | 16" | 16" |
| Seat Height: | 18" | 30" |
| Arm Height: | - | - |
| Overall Width: | 17" | 17" |
| Overall Depth: | 19" | 19" |
| Qty./Wt. per carton: | 3 ea./52 lbs. | 1 ea./38 lbs. |



WOOD SIDE CHAIR



WOOD BAR STOOL

MODEL / DESCRIPTION / LIST PRICING



950 Wood Side Chair - Upholstered Seat

COM Yardage: 0.75 Yard

| COM | GR1 | GR2 | GR3 | GR4 | GR5 | GR6 | GR7 | GR8 | GR9 | GR10 | LEA |
|-------|-------|-------|-------|-------|-------|-------|-------|-------|-------|-------|-------|
| \$290 | \$310 | \$322 | \$335 | \$349 | \$363 | \$377 | \$392 | \$408 | \$424 | \$441 | \$522 |



956 Wood Bar Stool - Upholstered Seat

COM Yardage: 0.75 Yard

| COM | GR1 | GR2 | GR3 | GR4 | GR5 | GR6 | GR7 | GR8 | GR9 | GR10 | LEA |
|-------|-------|-------|-------|-------|-------|-------|-------|-------|-------|-------|-------|
| \$355 | \$380 | \$395 | \$411 | \$427 | \$444 | \$462 | \$480 | \$500 | \$520 | \$540 | \$639 |

OPTIONS

Add upcharge to list price and code to model number

| | | | | | |
|----|----------------------------------|----------|----|--------------------------------------|------|
| FR | CA133 Fire Retardant - per yard. | \$90/yd. | CH | Counter Height (24" seat height) | \$28 |
| MB | Moisture Barrier - Per Seat. | \$68 | SH | Specialty Height (any custom height) | \$28 |

VESPER

Vesper cafe series chairs and stools offer a modern looking molded fiberglass polypropylene shell with a gentle flex back. The shells are offered with and without arms and demi and full back in eight stylish colors. Vesper features fully welded steel frames for 4-leg chairs and bar stools or sled base bar stools.



CHAIR



BAR STOOL SLED BASE DEMI BACK

ORDERING INFORMATION

To Order Please Specify:

- | | |
|-----------------|-------------------------------|
| 1) Series Name | 4) Optional Powder Coat Color |
| 2) Model Number | 5) Fabric Grade and Number |
| 3) Quantity | 6) Optional Items |

GENERAL SPECIFICATIONS

Shell

- The Vesper shell is molded fiberglass polypropylene
- One piece shell with slightly **tapered edges**.
- Seat is slightly elevated at both ends.
- One slot on seat, measuring 1/2" x 1" long for drainage and cleanout.

Armless Version Only

- Back flexes very nicely.
- Can be fully upholstered or have only upholstered seat insert.

Arm Version

- Is made of one-piece shell; fully integrated with back and seat.

Bar Stool

- In full back and demi back, fully upholstered or have only upholstered seat insert.

Frame - Four Leg

- .75" diameter, 16 gauge steel tubing with hand brazed welds.

Frame - Sled Base

- .5" round solid steel. Factory installed black plastic glides.

Stacking

- 4-leg and sled base models stack 4 high.
- On dolly stacks 8-10 high



UPHOLSTERED SEAT INSERT

COLORS / FINISHES

Frame Finish Colors

Standard polished chrome frame finish.

- Standard powder coat colors available with upcharge.

8 Shell Colors:

- | | |
|-------------|--------------------|
| • Black | • Khaki |
| • Warm Gray | • Soft Yellow |
| • Cloud | • Tangerine Orange |
| • White | • Seafoam Green |

OPTIONS

- CODE: FR - CA133 Fire Retardant.
- CODE: MB - Moisture Barrier.
- CODE: SF - Powder Coat Color Finish
- CODE: CH - Counter Height (24" seat height)
- CODE: SH - Specialty Height (any custom height)
- Dolly Model #196. Made of heavy duty steel. Available in black powder coated finish. Dolly specifications with chair models.



VESPER CAFÉ CHAIR WITH ARMS
PROFILE VIEW

| DIMENSIONS | Café Chair |
|----------------------|---------------|
| Inside Width: | 16" |
| Seat Height: | 18" |
| Overall Depth: | 22" |
| Overall Width: | 22" |
| Overall Height: | 32.5" |
| Qty./Wt. per carton: | 1 ea./21 lbs. |



CAFÉ CHAIR

MODEL / DESCRIPTION / LIST PRICING



6170 Vesper Café Chair

Chair
\$286



6171 Vesper Café Chair - Upholstered Seat Insert

COM Yardage: .75 Yards

| COM | GR1 | GR2 | GR3 | GR4 | GR5 | GR6 | GR7 | GR8 | GR9 | GR10 | LEA |
|-------|-------|-------|-------|-------|-------|-------|-------|-------|-------|-------|-------|
| \$371 | \$397 | \$412 | \$429 | \$446 | \$464 | \$483 | \$502 | \$522 | \$543 | \$564 | \$667 |



6172 Vesper Café Chair - Fully Upholstered

COM Yardage: 1.5 Yards

| COM | GR1 | GR2 | GR3 | GR4 | GR5 | GR6 | GR7 | GR8 | GR9 | GR10 | LEA |
|-------|-------|-------|-------|-------|-------|-------|-------|-------|-------|-------|--------|
| \$590 | \$631 | \$657 | \$683 | \$710 | \$739 | \$768 | \$799 | \$831 | \$864 | \$899 | \$1062 |

8 PLASTIC SHELL COLORS



BLACK



KHAKI



WARM GRAY



SOFT YELLOW



CLOUD



TANGERINE ORANGE



WHITE



SEAFOAM GREEN

OPTIONS

Add upcharge to list price and code to model number

| | | |
|----|------------------------------------|----------|
| CH | Counter Height (24" seat height) | \$28 |
| SH | Special Height (any custom height) | \$28 |
| FR | CA133 Fire Retardant per yard | \$90/yd. |

| | | |
|------|--|-------|
| MB | Moisture Barrier - Per Seat | \$68 |
| SF | Powder Coat Color Finish - 4-Leg Chair | \$38 |
| #196 | Stacking Chair Dolly | \$460 |

| DIMENSIONS | Arm Chair |
|----------------------|---------------|
| Inside Width: | 18.5" |
| Seat Height: | 18" |
| Overall Depth: | 22" |
| Overall Width: | 22" |
| Overall Height: | 32.5" |
| Qty./Wt. per carton: | 1 ea./21 lbs. |



ARM CHAIR



ARM CHAIR WITH SEAT INSERT

MODEL / DESCRIPTION / LIST PRICING



6174 Vesper Arm Chair

Chair
\$355



6175 Vesper Arm Chair - Upholstered Seat Insert

COM Yardage: .75 Yards

| COM | GR1 | GR2 | GR3 | GR4 | GR5 | GR6 | GR7 | GR8 | GR9 | GR10 | LEA |
|-------|-------|-------|-------|-------|-------|-------|-------|-------|-------|-------|-------|
| \$439 | \$470 | \$488 | \$508 | \$528 | \$549 | \$571 | \$594 | \$618 | \$643 | \$668 | \$790 |

8 PLASTIC SHELL COLORS



BLACK



WARM GRAY



CLOUD



WHITE



KHAKI



SOFT YELLOW



TANGERINE ORANGE



SEAFOAM GREEN

OPTIONS

Add upcharge to list price and code to model number

| | | |
|----|------------------------------------|----------|
| SH | Special Height (any custom height) | \$28 |
| FR | CA133 Fire Retardant per yard | \$90/yd. |
| SF | Powder Coat Finish - Chair | \$38 |

| | | |
|------|-----------------------------|-------|
| MB | Moisture Barrier - Per Seat | \$68 |
| #196 | Stacking Chair Dolly | \$460 |

| DIMENSIONS | Bar Stool Demi Back |
|----------------------|---------------------|
| Inside Width: | 16" |
| Seat Height: | 31" |
| Overall Depth: | 19" |
| Overall Width: | 18.5" |
| Overall Height: | 37" |
| Qty./Wt. per carton: | 1 ea./14 lbs. |



BAR STOOL DEMI BACK

MODEL / DESCRIPTION / LIST PRICING



6177 Demi Back Bar Stool

Chair
\$433



6178 Demi Back Bar Stool - Upholstered Seat Insert

COM Yardage: .75 Yards

| COM | GR1 | GR2 | GR3 | GR4 | GR5 | GR6 | GR7 | GR8 | GR9 | GR10 | LEA |
|-------|-------|-------|-------|-------|-------|-------|-------|-------|-------|-------|-------|
| \$517 | \$553 | \$575 | \$598 | \$622 | \$647 | \$673 | \$699 | \$727 | \$756 | \$787 | \$930 |



6179 Demi Back Bar Stool - Fully Upholstered

COM Yardage: 1.75 Yards

| COM | GR1 | GR2 | GR3 | GR4 | GR5 | GR6 | GR7 | GR8 | GR9 | GR10 | LEA |
|-------|-------|-------|-------|-------|-------|-------|-------|--------|--------|--------|--------|
| \$716 | \$766 | \$797 | \$829 | \$862 | \$896 | \$932 | \$970 | \$1008 | \$1049 | \$1091 | \$1289 |

8 PLASTIC SHELL COLORS



BLACK



WARM GRAY



CLOUD



WHITE



KHAKI



SOFT YELLOW



TANGERINE ORANGE



SEAFOAM GREEN

OPTIONS

Add upcharge to list price and code to model number

| | | |
|----|------------------------------------|----------|
| CH | Counter Height (24" seat height) | \$28 |
| SH | Special Height (any custom height) | \$28 |
| FR | CA133 Fire Retardant per yard | \$90/yd. |

| | | |
|----|--------------------------------|------|
| MB | Moisture Barrier - Per Seat | \$68 |
| SF | Powder Coat Finish - Bar Stool | \$58 |

| DIMENSIONS | Bar Stool |
|----------------------|---------------|
| Inside Width: | 16" |
| Seat Height: | 31" |
| Overall Depth: | 20" |
| Overall Width: | 19.5" |
| Overall Height: | 44.5" |
| Qty./Wt. per carton: | 1 ea./21 lbs. |



BAR STOOL FULL BACK

MODEL / DESCRIPTION / LIST PRICING



6181 Full Back Bar Stool

Chair
\$449



6182 Full Back Bar Stool - Upholstered Seat Insert

COM Yardage: .75 Yards

| COM | GR1 | GR2 | GR3 | GR4 | GR5 | GR6 | GR7 | GR8 | GR9 | GR10 | LEA |
|-------|-------|-------|-------|-------|-------|-------|-------|-------|-------|-------|-------|
| \$544 | \$582 | \$605 | \$629 | \$655 | \$681 | \$708 | \$736 | \$766 | \$796 | \$828 | \$979 |



6183 Full Back Bar Stool - Fully Upholstered

COM Yardage: 1.50 Yards

| COM | GR1 | GR2 | GR3 | GR4 | GR5 | GR6 | GR7 | GR8 | GR9 | GR10 | LEA |
|-------|-------|-------|-------|-------|-------|-------|--------|--------|--------|--------|--------|
| \$754 | \$807 | \$839 | \$872 | \$907 | \$944 | \$981 | \$1021 | \$1062 | \$1104 | \$1148 | \$1357 |

8 PLASTIC SHELL COLORS



BLACK



KHAKI



WARM GRAY



SOFT YELLOW



CLOUD



TANGERINE ORANGE



WHITE



SEAFOAM GREEN

OPTIONS

Add upcharge to list price and code to model number

| | | |
|----|------------------------------------|----------|
| CH | Counter Height (24" seat height) | \$28 |
| SH | Special Height (any custom height) | \$28 |
| FR | CA133 Fire Retardant per yard | \$90/yd. |

| | | |
|----|--------------------------------|------|
| MB | Moisture Barrier - Per Seat | \$68 |
| SF | Powder Coat Finish - Bar Stool | \$58 |

| DIMENSIONS | Bar Stool w/Arms Full Back |
|----------------------|----------------------------|
| Inside Width: | 18.5" |
| Seat Height: | 31" |
| Overall Depth: | 22" |
| Overall Width: | 22" |
| Overall Height: | 44.5" |
| Qty./Wt. per carton: | 1 ea./14 lbs. |



BAR STOOL WITH ARMS

MODEL / DESCRIPTION / LIST PRICING



6185 Bar Stool w/Arms

Chair
\$512



6186 Bar Stool w/Arms - Upholstered Seat Insert

COM Yardage: .75 Yards

| COM | GR1 | GR2 | GR3 | GR4 | GR5 | GR6 | GR7 | GR8 | GR9 | GR10 | LEA |
|-------|-------|-------|-------|-------|-------|-------|-------|-------|-------|-------|--------|
| \$601 | \$643 | \$668 | \$695 | \$723 | \$752 | \$782 | \$813 | \$846 | \$879 | \$915 | \$1081 |

8 PLASTIC SHELL COLORS



BLACK



WARM GRAY



CLOUD



WHITE



KHAKI



SOFT YELLOW



TANGERINE ORANGE



SEAFOAM GREEN

OPTIONS

Add upcharge to list price and code to model number

| | | |
|----|------------------------------------|----------|
| CH | Counter Height (24" seat height) | \$28 |
| SH | Special Height (any custom height) | \$28 |
| FR | CA133 Fire Retardant per yard | \$90/yd. |

| | | |
|----|--------------------------------|------|
| MB | Moisture Barrier - Per Seat | \$68 |
| SF | Powder Coat Finish - Bar Stool | \$58 |

| DIMENSIONS | Bar Stool Sled Base Demi Back |
|----------------------|-------------------------------|
| Inside Width: | 16" |
| Seat Height: | 31" |
| Overall Depth: | 19" |
| Overall Width: | 18.5" |
| Overall Height: | 37" |
| Qty./Wt. per carton: | 1 ea./14 lbs. |



SLED BASE BAR STOOL DEMI BACK



SLED BASE BAR STOOL DEMI BACK WITH UPHOLSTERED SEAT INSERT

MODEL / DESCRIPTION / LIST PRICING



6188 Demi Back Sled Base Bar Stool

Chair
\$446



6189 Demi Back Sled Base Bar Stool - Upholstered Seat Insert

COM Yardage: .75 Yards

| COM | GR1 | GR2 | GR3 | GR4 | GR5 | GR6 | GR7 | GR8 | GR9 | GR10 | LEA |
|-------|-------|-------|-------|-------|-------|-------|-------|-------|-------|-------|-------|
| \$533 | \$571 | \$594 | \$617 | \$642 | \$668 | \$694 | \$722 | \$751 | \$781 | \$812 | \$960 |



6190 Demi Back Sled Base Bar Stool - Fully Upholstered

COM Yardage: 1.75 Yards

| COM | GR1 | GR2 | GR3 | GR4 | GR5 | GR6 | GR7 | GR8 | GR9 | GR10 | LEA |
|-------|-------|-------|-------|-------|-------|-------|--------|--------|--------|--------|--------|
| \$740 | \$792 | \$824 | \$857 | \$891 | \$927 | \$964 | \$1002 | \$1042 | \$1084 | \$1127 | \$1332 |

8 PLASTIC SHELL COLORS



BLACK



WARM GRAY



CLOUD



WHITE



KHAKI



SOFT YELLOW



TANGERINE ORANGE



SEAFOAM GREEN

OPTIONS

Add upcharge to list price and code to model number

| | | |
|----|-------------------------------|----------|
| FR | CA133 Fire Retardant per yard | \$90/yd. |
| MB | Moisture Barrier - Per Seat | \$68 |

| | | |
|----|--------------------------------|------|
| SF | Powder Coat Finish - Bar Stool | \$58 |
|----|--------------------------------|------|



CAFE AND DINING HALL SETTING - 4 LEGGED CHAIRS IN POLISHED CHROME FINISH



FRONT VIEW



PROFILE



CAFE SETTING - VESPER CHAIRS IN A RESTAURANT ENVIRONMENT



FRONT VIEW



PROFILE



BAR SETTING - DEMI BACK SLED BASE STOOLS



FRONT VIEW



BACK ANGLE VIEW



DINING SETTING - VESPER HIGH BACK CHAIRS



FRONT VIEW



PROFILE VIEW



STACKABLE ARM CHAIRS



STACKABLE SIDE CHAIRS



STACKABLE DEMI BACK STOOLS



STACKABLE DEMI BACK STOOLS



Fully upholstered seat not available on arm chair

FIBERGLASS POLYPROPYLENE



TOP VIEW



SIDE VIEW

WEBBY SERIES

The Webby Series multipurpose stacking chairs feature a nylon plastic shell which has natural built-in flex motion. These high comfort chairs are available in three versions: one-piece shell; one-piece shell with upholstered insert on seat; and one-piece shell with upholstered insert on seat and back. In addition, the Webby Series is versatile with many frames and options.



Rib design on back provides strength and design aesthetics.



ORDERING INFORMATION

To Order Please Specify:

- 1) Series Name
- 2) Model Number
- 3) Quantity
- 4) Nylon Shell Color

COLORS / FINISHES

Nylon Shell Colors:

- Black
- White
- Navy Blue
- Apple Green
- Grey
- Charcoal
- Persimmon
- Pumpkin

WEBBY GENERAL SPECIFICATIONS

Shell

- Single-piece contoured shell made of 100% Nylon Plastic with natural built-in flex motion.
- Shell is flame retardant with 8 nylon shell color choices.

Upholstery

- Seat and back inserts are applied over molded plastic and attached to nylon shell with metal T-nuts.
- Seat and Back can be upholstered with choice of fabric, vinyl, crypton, leather or approved COM.

Frame

- Models 333 / 334 / 339 / 349 are .875" diameter, 14 gauge steel tubing.
- Bar Stools have a welded footrest with matching frame finish.
- Sled Base is 0.75" diameter, 14 gauge continuous steel tubing.

Arm Caps

- Chairs with elliptical arms are standard with arm caps made of soft polyurethane, available in Black, Gray or Charcoal.
- Chairs with angular arms are available with optional poly arm caps in Charcoal only.

Glides

- Factory installed self leveling steel glides.
- Sled base - factory installed clear nylon glides.

Stacking

- All Webby stacking chairs will stack 4 high on the floor, up to 6 chairs on a dolly.

Frame Finish Colors:

- Standard powder coat colors.
- Optional polished chrome available with upcharge.

Elliptical Arm Cap Colors:

- Elliptical arm is standard with Polyurethane arm cap.
- Choose from 3 colors: Black, Gray and Charcoal.

OPTIONS

- CODE: FR - CA133 Fire Retardant.
- CODE: MB - Moisture Barrier.
- CODE: CH - Counter Height (24" seat height)
- CODE: SH - Specialty Height (any custom height)
- CODE: PC - Polished Chrome frame finish.
- CODE: CAS - 4 Casters. Not available on polished chrome frame.
- CODE: PAC - Poly Arm Caps for Angle Arms. Soft Polyurethane in Charcoal.
- CODE: TA - Fixed Tablet Arm - Exposed Plywood Edge (Sled Base).*
- CODE: GD - Metal Ganging. Not available for polished chrome frame.
- CODE: GD - Plastic Ganging, set of 2. CH - Counter Height, Specialty Height. JB - Jury Base - includes Swivel.
- CODE: Dolly Model #196. Made of heavy duty steel. Available in Black Texture powder coated finish. Dolly specifications with chair models.

* TA Fixed tablet arm option not available in polished chrome.

| DIMENSIONS | Chair |
|----------------------|---------------|
| Seat Width: | 18" |
| Seat Depth: | 17" |
| Seat Height: | 18" |
| Back Height: | 31" |
| Overall Width: | 22.5" |
| Overall Depth: | 21" |
| Qty./Wt. per carton: | 3 ea./56 lbs. |



4-LEG STACKER WITH
#196 DOLLY



4-LEG STACKER WITH
CASTERS

MODEL / DESCRIPTION / LIST PRICING



333 4-Leg Stacking Chair



Chair
\$309



333/SI 4-Leg Stacking Chair with Upholstered Seat Insert

COM Yardage: 0.75 Yard

| COM | GR1 | GR2 | GR3 | GR4 | GR5 | GR6 | GR7 | GR8 | GR9 | GR10 | LEA |
|-------|-------|-------|-------|-------|-------|-------|-------|-------|-------|-------|-------|
| \$395 | \$422 | \$439 | \$457 | \$475 | \$494 | \$514 | \$535 | \$556 | \$578 | \$601 | \$711 |



333/S 4-Leg Stacking Chair with Upholstered Inserts on Seat & Back

COM Yardage: 0.75 Yard

| COM | GR1 | GR2 | GR3 | GR4 | GR5 | GR6 | GR7 | GR8 | GR9 | GR10 | LEA |
|-------|-------|-------|-------|-------|-------|-------|-------|-------|-------|-------|-------|
| \$481 | \$515 | \$535 | \$557 | \$579 | \$602 | \$626 | \$651 | \$677 | \$704 | \$732 | \$866 |

OPTIONS

Add upcharge to list price and code to model number

| | | |
|-----|---------------------------------------|----------|
| FR | CA133 Fire Retardant - per yard. | \$90/yd. |
| MB | Moisture Barrier - Per Seat. | \$68 |
| PC | Polished Chrome frame finish - Chair. | \$38 |
| CAS | Castors - Set of four. | \$88 |

| | | |
|------|-----------------------------|-------|
| GD | Plastic Ganging- per pair | \$26 |
| JB | Jury Base - Includes Swivel | \$390 |
| #196 | Stacking Chair Dolly | \$460 |

| DIMENSIONS | Z-Arm Stacker | Elliptical Arm |
|----------------------|---------------|----------------|
| Seat Width: | 18" | 18" |
| Seat Depth: | 17" | 17" |
| Seat Height: | 18" | 18" |
| Arm Height: | 25.5" | 25.5" |
| Back Height: | 31" | 31" |
| Overall Width: | 22.5" | 22.5" |
| Overall Depth: | 21" | 21" |
| Qty./Wt. per carton: | 3 ea./60 lbs. | 1 ea./40 lbs. |



4-LEG WITH ELLIPTICAL ARMS NON-STACKING



4-LEG STACKER WITH ANGLE ARMS

MODEL / DESCRIPTION / LIST PRICING



334 Stacking Chair - Nylon Shell with Angle Arms

Chair
\$566



339 Chair - Nylon Shell with Elliptical Arms & Arm Caps

Chair
\$675



334/SI Stacking Chair - Nylon Shell with Angle Arms - Upholstered Seat Insert

COM Yardage: 0.75 Yard

| COM | GR1 | GR2 | GR3 | GR4 | GR5 | GR6 | GR7 | GR8 | GR9 | GR10 | LEA |
|-------|-------|-------|-------|-------|-------|-------|-------|-------|-------|-------|--------|
| \$652 | \$698 | \$726 | \$755 | \$785 | \$816 | \$849 | \$883 | \$918 | \$955 | \$993 | \$1174 |



339/SI Chair - Nylon Shell with Elliptical Arms & Arm Caps - Upholstered Seat Insert

COM Yardage: 0.75 Yard

| COM | GR1 | GR2 | GR3 | GR4 | GR5 | GR6 | GR7 | GR8 | GR9 | GR10 | LEA |
|-------|-------|-------|-------|-------|-------|-------|--------|--------|--------|--------|--------|
| \$760 | \$813 | \$846 | \$880 | \$915 | \$952 | \$990 | \$1029 | \$1070 | \$1113 | \$1158 | \$1368 |



334/S Stacking Chair - Nylon Shell with Angle Arms - Upholstered Seat & Back Inserts

COM Yardage: 0.75 Yard

| COM | GR1 | GR2 | GR3 | GR4 | GR5 | GR6 | GR7 | GR8 | GR9 | GR10 | LEA |
|-------|-------|-------|-------|-------|-------|-------|-------|--------|--------|--------|--------|
| \$737 | \$789 | \$820 | \$853 | \$887 | \$923 | \$960 | \$998 | \$1038 | \$1079 | \$1123 | \$1327 |



339/S Chair - Nylon Shell with Elliptical Arms & Arm Caps - Upholstered Seat & Back Inserts

COM Yardage: 0.75 Yard

| COM | GR1 | GR2 | GR3 | GR4 | GR5 | GR6 | GR7 | GR8 | GR9 | GR10 | LEA |
|-------|-------|-------|-------|--------|--------|--------|--------|--------|--------|--------|--------|
| \$846 | \$906 | \$942 | \$979 | \$1019 | \$1059 | \$1102 | \$1146 | \$1192 | \$1239 | \$1289 | \$1523 |

OPTIONS

Add upcharge to list price and code to model number

| | | |
|-----|---|----------|
| FR | CA133 Fire Retardant - per yard. | \$90/yd. |
| MB | Moisture Barrier - Per Seat. | \$68 |
| PC | Polished Chrome frame - for 334 series | \$98 |
| PC | Polished Chrome frame - for 339 series | \$89 |
| PAC | Poly Arm Caps, pair - charcoal - for Angle Arms | \$98 |

| | | |
|------|-----------------------------|-------|
| GD | Plastic Ganging- per pair | \$26 |
| JB | Jury Base - Includes Swivel | \$390 |
| CAS | Casters - Set of four. | \$88 |
| #196 | Stacking Chair Dolly | \$460 |

| DIMENSIONS | Sled Base |
|----------------------|---------------|
| Seat Width: | 18" |
| Seat Depth: | 17" |
| Seat Height: | 18" |
| Back Height: | 31" |
| Overall Width: | 22.5" |
| Overall Depth: | 18" |
| Qty./Wt. per carton: | 3 ea./52 lbs. |



SLED BASE STACKER

MODEL / DESCRIPTION / LIST PRICING



330 Sled Base Stacking Chair

Chair
\$371



330/SI Sled Base Stacking Chair with Upholstered Seat Insert

COM Yardage: 0.75 Yard

| COM | GR1 | GR2 | GR3 | GR4 | GR5 | GR6 | GR7 | GR8 | GR9 | GR10 | LEA |
|-------|-------|-------|-------|-------|-------|-------|-------|-------|-------|-------|-------|
| \$457 | \$489 | \$508 | \$529 | \$550 | \$572 | \$595 | \$618 | \$643 | \$669 | \$696 | \$822 |



330/S Sled Base Stacking Chair with Upholstered Inserts on Seat & Back

COM Yardage: 0.75 Yard

| COM | GR1 | GR2 | GR3 | GR4 | GR5 | GR6 | GR7 | GR8 | GR9 | GR10 | LEA |
|-------|-------|-------|-------|-------|-------|-------|-------|-------|-------|-------|-------|
| \$543 | \$581 | \$604 | \$628 | \$653 | \$680 | \$707 | \$735 | \$764 | \$795 | \$827 | \$977 |

OPTIONS

Add upcharge to list price and code to model number

| | | |
|----|---|----------|
| FR | CA133 Fire Retardant - per yard. | \$90/yd. |
| MB | Moisture Barrier - Per Seat. | \$68 |
| PC | Polished Chrome frame finish - Sled Base. | \$58 |
| GD | Fixed Metal Ganging - per pair | \$28 |

| | | |
|------|--------------------------------------|-------|
| GD | Plastic Ganging - per pair Sled Base | \$26 |
| TA | Fixed Tablet Arm - Sled Base* | \$295 |
| #196 | Stacking Chair Dolly | \$460 |

* FA Fixed tablet arm option not available in polished chrome.

| DIMENSIONS | Bar Stool | Counter Stool |
|----------------------|---------------|---------------|
| Seat Width: | 18" | 18" |
| Seat Depth: | 17" | 17" |
| Seat Height: | 30" | 24" |
| Back Height: | 45" | 39" |
| Overall Width: | 22.5" | 22.5" |
| Overall Depth: | 24" | 24" |
| Qty./Wt. per carton: | 3 ea./70 lbs. | 3 ea./70 lbs. |



STACKING
BAR STOOL

MODEL / DESCRIPTION / LIST PRICING



349 Stacking Bar Stool - Nylon Shell



Stool
\$501



349/SI Stacking Bar Stool with Upholstered Seat Insert

COM Yardage: 0.75 Yard

| COM | GR1 | GR2 | GR3 | GR4 | GR5 | GR6 | GR7 | GR8 | GR9 | GR10 | LEA |
|-------|-------|-------|-------|-------|-------|-------|-------|-------|-------|-------|--------|
| \$588 | \$629 | \$654 | \$680 | \$708 | \$736 | \$765 | \$796 | \$828 | \$861 | \$895 | \$1058 |



349/S Stacking Bar Stool with Upholstered Inserts on Seat & Back

COM Yardage: 0.75 Yard

| COM | GR1 | GR2 | GR3 | GR4 | GR5 | GR6 | GR7 | GR8 | GR9 | GR10 | LEA |
|-------|-------|-------|-------|-------|-------|-------|-------|-------|-------|--------|--------|
| \$665 | \$711 | \$740 | \$769 | \$800 | \$832 | \$865 | \$900 | \$936 | \$973 | \$1012 | \$1196 |

OPTIONS

Add upcharge to list price and code to model number

| | | |
|----|---|----------|
| FR | CA133 Fire Retardant - per yard. | \$90/yd. |
| MB | Moisture Barrier - Per Seat. | \$68 |
| PC | Polished Chrome frame finish - Bar Stool. | \$58 |

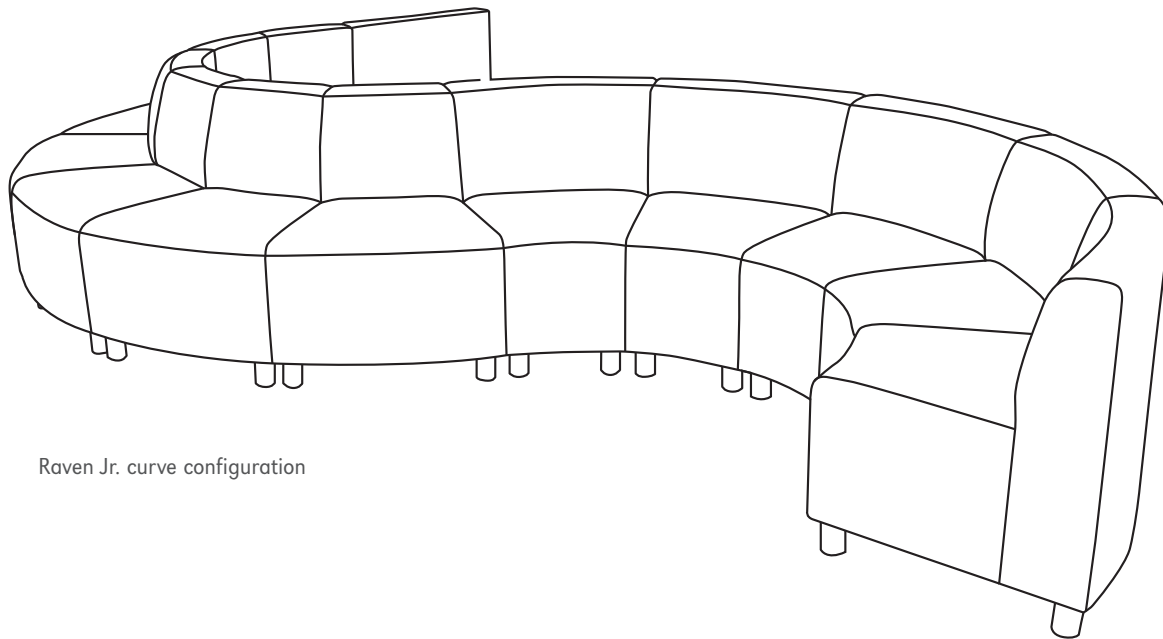
| | | |
|----|--------------------------------------|------|
| GD | Fixed Metal Ganging - per pair | \$28 |
| CH | Counter Height (24" seat height) | \$28 |
| SH | Specialty Height (any custom height) | \$28 |

Let ERG International help you in the decision making!

We gladly provide children's furniture for:

- Community Rooms
- Study Centers
- Kindergarten Rooms
- Cafeteria Seating
- Play Areas
- Medical Facilities
- Day Care Facilities
- Emergency Rooms
- Elementary Schools
- Library

| | |
|----------------------|-----|
| Benton Jr..... | 158 |
| Muffet Ottoman | 160 |
| Post Jr. | 162 |
| Raven Jr..... | 164 |



Raven Jr. curve configuration

BENTON JR CHAIR

ERG's Children's furniture series includes Benton Junior, a one piece wood shell chair, available in many colorful wood stain colors or LPS (laminated).



BENTON JUNIOR CHAIRS

ORDERING INFORMATION

To Order Please Specify:

- 1) Series Name
- 2) Model Number
- 3) Quantity
- 4) Wood Stain Finish Color
- 5) Frame Color

BENTON JR. GENERAL SPECIFICATIONS

Shell

Benton Jr. chairs have a single piece contoured wood shell made of 1/2" thick, multiply Beech wood veneer. Backs are standard with hand grip design. Shells are available in all standard wood stain colors. For LPS, please call customer service for a quotation.

Frame

Benton Jr. chair frames are made of 5/8" diameter, 14 gauge steel tubing with hand brazed welds.

Glides

All frames come with factory installed self leveling steel glides.

Stacking

Benton Jr. chair design stacks 4 to 6 high on the floor.

COLORS / FINISHES

Wood Stain Finish Colors:

Transparent wood stain choices.

Frame Finish Colors:

- Standard powder coat colors.

OPTIONS

- CODE: LPS - Laminated Plywood Seating (please call for quote)

| DIMENSIONS | Benton Junior Wood Chair |
|----------------------|--------------------------|
| Seat Width: | 12.5" |
| Seat Depth: | 15.5" |
| Seat Height: | 13.5" |
| Back Height: | 24" |
| Overall Width: | 14" |
| Overall Depth: | 15" |
| Qty./Wt. per carton: | 3 ea./22 lbs. |

**POLISHED CHROME FRAME
NOT AVAILABLE**



also available in
LPS

BENTON JUNIOR WOOD CHAIR WITH LPS

MODEL / DESCRIPTION / LIST PRICING



1351 Benton Junior - Children's Wood Chair

Beech wood shell

\$507



BENTON JUNIOR WOOD CHAIR AND POST JR. TABLE

OPTIONS

Add upcharge to list price and code to model number

| | | |
|-----|--------------------------|----------------|
| LPS | Laminate Plywood Seating | Call for Quote |
|-----|--------------------------|----------------|

MUFFET OTTOMAN

The Muffet can be used as a bench, an ottoman, or a table. It is ideal for children's areas and seating.



MUFFETS WITH TWO FABRIC OPTION

ORDERING INFORMATION

- To Order Please specify:**
- 1) Series Name
 - 2) Model Number
 - 3) Quantity
 - 4) Fabric Grade and Number
 - 5) Laminate Choice (Optional Plinth)
 - 6) Optional Items/Finishes

PUFFET GENERAL SPECIFICATIONS

Frame Construction

Frame assembly is constructed of multi-ply hardwood, with tongue and groove construction. All foam is fully bonded to frame. Seat cushions are 5" graded high resiliency (H.R.) block foam, covered entirely with special bonded polyester fiber to protect final upholstery. No sag-springs are installed in along with interlocking helicoil springs to prevent sagging and provide additional seat support.

Upholstery

Seat and back are covered in choice of fabric, vinyl, crypton, leather or COM. (For matching patterned fabric allow 15% more yardage.) ERG uses only water based glues and adhesives in our upholstery process.

Optional Laminate Plinth Base

Replaces upholstery bottom with laminate instead of fabric. ERG offers over 1000 standard laminate choices from Nevamar, Wilsonart, Formica and Pionite.

OPTIONS

- CODE: FR - CA133 Fire Retardant.
- CODE: MB - Moisture Barrier.
- CODE: PB - Laminate Plinth Base.
- CODE: SBH - Special Height.
- CODE: 2FO - Two Fabric Option.
- CODE: 3FO - Three Fabric Option.

| DIMENSIONS | 24" Muffet |
|-----------------|---------------|
| Overall Depth: | 24" |
| Overall Width: | 24" |
| Overall Height: | 15" |
| Qty./Wt.: | 1 ea./36 lbs. |



MODEL / DESCRIPTION / LIST PRICING



1353 Muffet Full Round Ottoman 24" Dia.

COM Yardage: Total: 2.5 Yds. / Top: 1.5 Yds. / Base: 1.75 Yds.

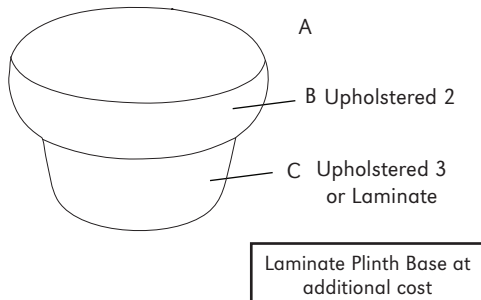
| COM | GR1 | GR2 | GR3 | GR4 | GR5 | GR6 | GR7 | GR8 | GR9 | GR10 | LEA |
|-------|--------|--------|--------|--------|--------|--------|--------|--------|--------|--------|--------|
| \$962 | \$1029 | \$1070 | \$1113 | \$1158 | \$1204 | \$1252 | \$1302 | \$1354 | \$1408 | \$1465 | \$1731 |

1353-RB Muffet Full Round Ottoman 24" Dia. - Recessed Kick Base

COM Yardage: Total: 2.5 Yds. / Top: 1.5 Yds. / Base: 1.75 Yds.

| COM | GR1 | GR2 | GR3 | GR4 | GR5 | GR6 | GR7 | GR8 | GR9 | GR10 | LEA |
|--------|--------|--------|--------|--------|--------|--------|--------|--------|--------|--------|--------|
| \$1101 | \$1179 | \$1226 | \$1275 | \$1326 | \$1379 | \$1434 | \$1491 | \$1551 | \$1613 | \$1677 | \$1983 |

Due to fabric design options it is necessary to include with your order a **sketch/layout** to specify which fabric is to be used on each area of the Muffet/Puffet. Use the callouts shown to define fabric areas in your sketch.



* For plinth please specify laminate choice



MUFFET WITH RECESSED KICK BASE

OPTIONS

Add upcharge to list price and code to model number

| | | | | | |
|----|-------------------------------|----------|-----|---------------------|-------|
| FR | CA133 Fire Retardant per yard | \$90/yd. | 2FO | Two Fabric Option | \$98 |
| MB | Moisture Barrier - per seat | \$125 | 3FO | Three Fabric Option | \$148 |
| PB | Laminate Plinth Base | \$280 | SBH | Special Height | \$295 |



SQUARE POST JR.



ROUND POST JR.

ORDERING INFORMATION

- | | |
|-------------------------------|------------------------------|
| 1) Series Name | 7) Edge Style Code and Color |
| 2) Model Number | 8) Optional Items |
| 3) Size | |
| 4) Quantity | |
| 5) Frame Color | |
| 6) Laminate Selection and No. | |

POST JR. wSPECIFICATIONS

Post Table Base

- Table Height** Junior table height is 20" depending on table top specified.
- Legs** The Post leg is made with 2" or 3", 14 gauge round steel tubing.
- Plate** 2" x 4" stamped metal plate.
- Glides** Factory installed vinyl glides are standard.
- Assembly** Post base is a completely welded one piece base, no tie-rod assembly. The top plate is welded to the vertical column. Base mounts to tabletop with 1/4-20 x 1" machine screws into metal inserts in top; **NO WOOD SCREWS ARE USED.**

Table Tops

Table top core is CARB Compliant 1.25" particle board. Laminate and phenolic backing are glued with water based adhesives.

FINISHES

Laminate/Veneer Selections


ERG offers over 1000 standard laminate choices from Nevamar, Wilsonart, Formica and Pionite. Wood veneer is available in transparent stain colors - custom stain matching available.

Edge Selection

ERG offers a wide variety of table top edge materials including PVC, wood, aluminum, resin and laminate. Refer to "Table Edges and Profiles" at beginning of "Tables" section.

OPTIONS


- CODE: CAS - Mobile Casters.
- CODE: GD - Ganging.
- CODE: STH - Special Table Height, for any table height other than 20".
- CODE: PC - Polished Chrome Legs
- TABLE ACCESSORIES - Modesty Panels, Bridges, Grommets, Wire Management, Power & Communication Options, Table Dollies - see "Accessories" section in price list



Leg detail

Casters detail

MODEL / DESCRIPTION / LIST PRICING



1357 Post Jr. Table 30" Sq. Top, Height 20" - Laminate Top

| | | | | | | |
|-----------|-----------|-----------|-----------|-----------|-----------|-----------|
| EDGE GRP1 | EDGE GRP2 | EDGE GRP3 | EDGE GRP4 | EDGE GRP5 | EDGE GRP6 | EDGE GRP7 |
| \$596 | \$609 | \$699 | \$775 | \$928 | \$1055 | \$1208 |



1358 Post Jr. Table 30" Round Top, Height 20" - Laminate Top

| | | | | | | |
|-----------|-----------|-----------|-----------|-----------|-----------|-----------|
| EDGE GRP1 | EDGE GRP2 | EDGE GRP3 | EDGE GRP4 | EDGE GRP5 | EDGE GRP6 | EDGE GRP7 |
| \$573 | \$595 | \$638 | \$677 | \$742 | \$830 | \$961 |



BENTON JUNIOR WOOD CHAIR AND POST JR. TABLE

OPTIONS

Add upcharge to list price and code to model number

| | | |
|-----|---------------------------|------|
| CAS | Mobile Casters, per table | \$98 |
| GD | Ganging, per table | \$95 |

| | | |
|-----|--------------------------------------|-------|
| STH | Special Table Height, other than 20" | \$200 |
|-----|--------------------------------------|-------|

RAVEN JUNIOR COLLECTION

The Raven Junior Lounge Series offers great creativity and flexibility in children's seating. Designed for children's areas and any public spaces that require durable seating.



60° CURVE UNIT



RAVEN JUNIOR



RAVEN JUNIOR
CURVE LOUNGE

ORDERING INFORMATION

- | | |
|----------------------------|-------------------------------|
| 1) Series Name | 5) Powder Coat Color for legs |
| 2) Model Number | 6) Optional Items |
| 3) Quantity | |
| 4) Fabric Grade and Number | |

RAVEN MODULAR LOUNGE SPECIFICATIONS

Frame

Frame assembly is constructed of multi-ply hardwood, with tongue and groove construction. Seat foam is bonded to all sides of hardwood frame. Seat cushions are 4" graded, high resiliency (H.R.) block foam with seat back 3" H.R. foam, covered entirely with special bonded polyester fiber to protect final upholstery. No sag-springs are installed in seat & back along with interlocking helicoil springs to prevent sagging and provide additional lower back and seat support.

Upholstery

Raven Junior lounge is fully upholstered in your choice of fabric, vinyl, crypton, leather or Customers Own Material. ERG uses only water based glues and adhesives in all our upholstery process.

Legs

Round tubular steel legs are available in standard powder coat colors. Optional polished chrome and wood legs are also available.

COLORS / FINISHES

Legs

Standard powder coat colors or optional polished chrome available. Wood legs are finished in your choice of standard wood stain colors.

OPTIONS

- CODE: FR - CA133 Fire Retardant.
- CODE: MB - Moisture Barrier.
- CODE: LOW - Fully Upholstered Low Back - 26.5" OA Height.
- CODE: WOD - Wood Legs.
- CODE: PC - Polished Chrome Legs.
- CODE: PB - Laminate Plinth Base.
- CODE: CAS - Casters set of 4.
- CODE: 2FO - Two Fabric Option.
- CODE: GD - Ganging Brackets (Necessary when ganging two or more modules together).

| DIMENSIONS | Single Unit | Two Seat Unit | Two Seat Backless Unit | Ottoman |
|-----------------|---------------|---------------|------------------------|---------------|
| Seat Depth: | 17.5" | 17.5" | 24" | 24" |
| Seat Height: | 16" | 16" | 16" | 16" |
| Overall Depth: | 24" | 24" | 24" | 24" |
| Overall Width: | 18" | 42" | 42" | 24" |
| Overall Height: | 27.5" | 27.5" | 16" | 16" |
| Qty./Wt.: | 1 ea./35 lbs. | 1 ea./60 lbs. | 1 ea./55 lbs. | 1 ea./40 lbs. |



SINGLE UNIT


MODEL / DESCRIPTION / LIST PRICING



8400 Single Unit

COM Yardage: Total: 2.75 Yds. / Back: 1.5 Yds. / Seat: 1.25 Yds.

| COM | GR1 | GR2 | GR3 | GR4 | GR5 | GR6 | GR7 | GR8 | GR9 | GR10 | LEA |
|-------|-------|-------|--------|--------|--------|--------|--------|--------|--------|--------|--------|
| \$868 | \$929 | \$966 | \$1005 | \$1045 | \$1087 | \$1131 | \$1176 | \$1222 | \$1272 | \$1322 | \$1563 |



8402 Two Seat Unit

COM Yardage: Total: 4.5 Yds. / Back: 2.5 Yds. / Seat: 2 Yds.

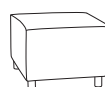
| COM | GR1 | GR2 | GR3 | GR4 | GR5 | GR6 | GR7 | GR8 | GR9 | GR10 | LEA |
|--------|--------|--------|--------|--------|--------|--------|--------|--------|--------|--------|--------|
| \$1382 | \$1478 | \$1537 | \$1599 | \$1663 | \$1729 | \$1799 | \$1871 | \$1946 | \$2023 | \$2104 | \$2487 |



8404 Two Seat Backless Unit

COM Yardage: Total: 2.75 Yds. / Seat: 2.75 Yds.

| COM | GR1 | GR2 | GR3 | GR4 | GR5 | GR6 | GR7 | GR8 | GR9 | GR10 | LEA |
|--------|--------|--------|--------|--------|--------|--------|--------|--------|--------|--------|--------|
| \$1105 | \$1182 | \$1230 | \$1278 | \$1329 | \$1383 | \$1439 | \$1495 | \$1555 | \$1618 | \$1682 | \$1989 |



8406 Ottoman

COM Yardage: Total: 1.75 Yds. / Seat: 1.75 Yds.

| COM | GR1 | GR2 | GR3 | GR4 | GR5 | GR6 | GR7 | GR8 | GR9 | GR10 | LEA |
|-------|-------|-------|-------|-------|-------|-------|-------|-------|--------|--------|--------|
| \$705 | \$754 | \$784 | \$816 | \$848 | \$882 | \$918 | \$953 | \$992 | \$1032 | \$1073 | \$1268 |



RAVEN JUNIOR CONFIGURATION

OPTIONS

Add upcharge to list price and code to model number

| | | |
|-----|--|----------|
| FR | CA133 Fire Retardant per yard | \$90/yd. |
| MB | Moisture Barrier - per seat | \$125 |
| LOW | Fully Upholstered Low Back - 26.5" OA Height | \$95 |
| PC | Polished Chrome Legs set of 4 | \$90 |
| PB | Laminate Plinth Base - Corner Unit | \$225 |

| | | |
|-----|-----------------------------------|-------|
| PB | Laminate Plinth Base - Curve Unit | \$425 |
| CAS | Casters set of 4 | \$100 |
| 2FO | Two Fabric Option | \$98 |
| GD | Ganging Brackets | \$52 |
| WOD | Wood Legs set of 4 | \$96 |

| DIMENSIONS | 30° curve unit (inside / outside) | 60° curve unit (inside / outside) | Backless 30° unit | Backless 60° unit |
|-----------------|--------------------------------------|--------------------------------------|----------------------|----------------------|
| Seat Depth: | 17.5" | 17.5" | 24" | 24" |
| Seat Height: | 16" | 16" | 16" | 16" |
| Overall Depth: | 26" | 28" | 26" | 28" |
| Overall Width: | 24.5" | 47" | 34.5" | 47" |
| Overall Height: | 27.5" | 27.5" | 16" | 16" |
| Qty./Wt.: | 1 ea./62 lbs. | 1 ea./110 lbs. | 1 ea./35 lbs. | 1 ea./55 lbs. |



60° CURVE UNIT

MODEL / DESCRIPTION / LIST PRICING



8408 30° inside curve unit

COM Yardage: Total: 3.25 Yds. / Back: 1.75 Yds. / Seat: 1.5 Yds.

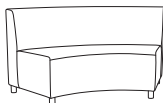
| COM | GR1 | GR2 | GR3 | GR4 | GR5 | GR6 | GR7 | GR8 | GR9 | GR10 | LEA |
|-------|-------|-------|--------|--------|--------|--------|--------|--------|--------|--------|--------|
| \$884 | \$946 | \$984 | \$1023 | \$1064 | \$1107 | \$1151 | \$1197 | \$1245 | \$1295 | \$1346 | \$1592 |



8410 30° outside curve unit

COM Yardage: Total: 3.25/ Yds. / Back: 1.75 Yds. / Seat: 1.5 Yds.

| COM | GR1 | GR2 | GR3 | GR4 | GR5 | GR6 | GR7 | GR8 | GR9 | GR10 | LEA |
|-------|-------|-------|--------|--------|--------|--------|--------|--------|--------|--------|--------|
| \$884 | \$946 | \$984 | \$1023 | \$1064 | \$1107 | \$1151 | \$1197 | \$1245 | \$1295 | \$1346 | \$1592 |



8412 60° inside curve unit

COM Yardage: Total: 4.25 Yds. / Back: 2.5 Yds. / Seat: 1.75 Yds.

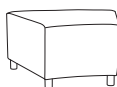
| COM | GR1 | GR2 | GR3 | GR4 | GR5 | GR6 | GR7 | GR8 | GR9 | GR10 | LEA |
|--------|--------|--------|--------|--------|--------|--------|--------|--------|--------|--------|--------|
| \$1491 | \$1595 | \$1659 | \$1725 | \$1794 | \$1866 | \$1941 | \$2019 | \$2099 | \$2183 | \$2271 | \$2684 |



8414 60° outside curve unit

COM Yardage: Total: 4.5 Yds. / Back: 2.5 Yds. / Seat: 2 Yds.

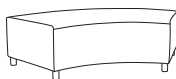
| COM | GR1 | GR2 | GR3 | GR4 | GR5 | GR6 | GR7 | GR8 | GR9 | GR10 | LEA |
|--------|--------|--------|--------|--------|--------|--------|--------|--------|--------|--------|--------|
| \$1491 | \$1595 | \$1659 | \$1725 | \$1794 | \$1866 | \$1941 | \$2019 | \$2099 | \$2183 | \$2271 | \$2684 |



8416 backless 30° unit

COM Yardage: Total: 3 Yds. / Seat: 3 Yds.

| COM | GR1 | GR2 | GR3 | GR4 | GR5 | GR6 | GR7 | GR8 | GR9 | GR10 | LEA |
|-------|-------|-------|-------|-------|-------|--------|--------|--------|--------|--------|--------|
| \$797 | \$853 | \$887 | \$922 | \$960 | \$998 | \$1037 | \$1079 | \$1122 | \$1167 | \$1214 | \$1434 |



8418 backless 60° unit

COM Yardage: Total: 4 Yds. / Seat: 4 Yds.

| COM | GR1 | GR2 | GR3 | GR4 | GR5 | GR6 | GR7 | GR8 | GR9 | GR10 | LEA |
|--------|--------|--------|--------|--------|--------|--------|--------|--------|--------|--------|--------|
| \$1256 | \$1344 | \$1398 | \$1453 | \$1512 | \$1572 | \$1635 | \$1700 | \$1768 | \$1839 | \$1912 | \$2261 |

OPTIONS

Add upcharge to list price and code to model number

| | | |
|-----|--|----------|
| FR | CA133 Fire Retardant per yard | \$90/yd. |
| MB | Moisture Barrier - per seat | \$125 |
| LOW | Fully Upholstered Low Back - 26.5" OA Height | \$95 |
| PC | Polished Chrome Legs set of 4 | \$90 |
| PB | Laminate Plinth Base - Corner Unit | \$225 |

| | | |
|-----|-----------------------------------|-------|
| PB | Laminate Plinth Base - Curve Unit | \$425 |
| CAS | Casters set of 4 | \$100 |
| 2FO | Two Fabric Option | \$98 |
| GD | Ganging Brackets | \$52 |
| WOD | Wood Legs set of 4 | \$96 |

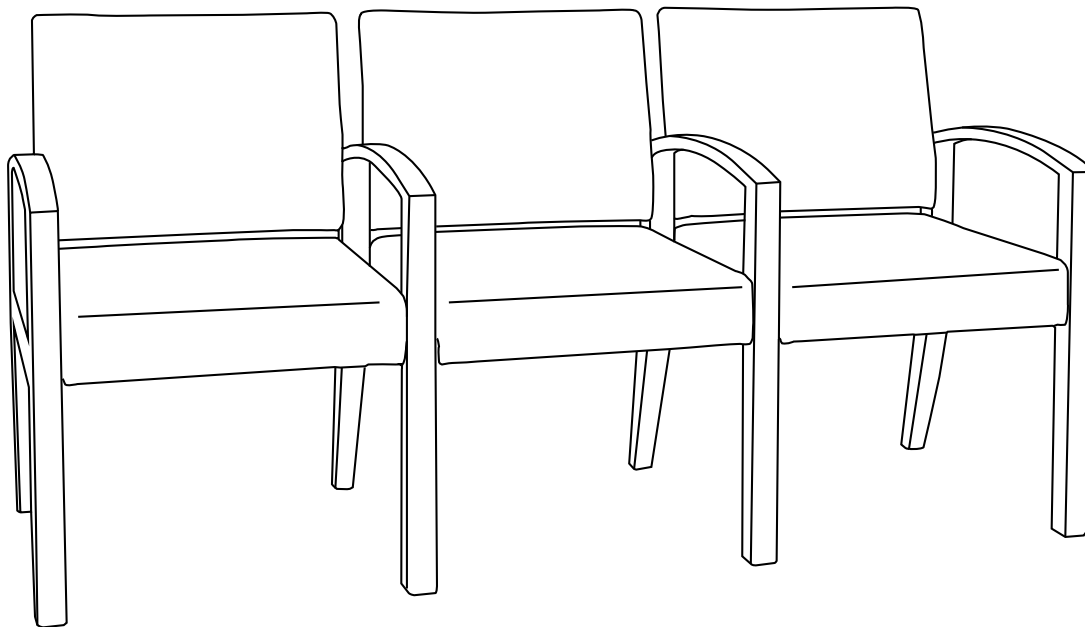
Let ERG International help you in the decision making!

When you need to maximize the seating capacity

within a small or large space for:

- Reception Areas
- Patient Waiting Areas
- Visitor Areas
- Public Seating Areas
- Lobbies
- Student Waiting Areas
- Emergency Rooms
- Exam Waiting Areas
- Doctor's Waiting Areas

| | |
|----------------------|-----|
| Ventura Metal | 168 |
| Ventura Wood | 172 |
| Westlake Metal | 176 |
| Westlake Wood | 181 |
| Woburn | 187 |



Westlake Wood Multiple Seating

VENTURA METAL COLLECTION

Ventura Metal offers stylish upholstered guest seating and is an environmentally preferred product.



VENTURA METAL THREE-SEAT LOUNGE WITH DIVIDING ARMS AND OPTIONAL ARM CAPS



VENTURA METAL PATIENT BACK CHAIR WITH OPTIONAL ARM CAPS

ORDERING INFORMATION

To Order Please Specify:

- | | |
|-------------------------------|--------------------------|
| 1) Series Name | 5) Frame Color / Finish |
| 2) Model Number | 6) Fabric Grade & Number |
| 3) Quantity | 7) Optional Items |
| 4) Arm Cap Selection / Finish | |

VENTURA METAL GENERAL SPECIFICATIONS

Frame Construction

1"x2" rectangular steel tubing, fabricated and all welded with built-in wall saver design.

Back

Tongue & groove hardwood construction.
Webbing installed and high-resiliency foam bonded to wood frame.
Concealed back attachment to frame.

Seat

No-sag spring installed.
Helicoil springs attached to spring and high resiliency foam is bonded to wood frame.

Underseat

Steel welded frame, welded to legs and metal apron.
Tested for **750 lbs per single seat**.

Upholstery

High resiliency foam is being used.
Adjustable glides installed.

COLORS / FINISHES

Metal Finish Colors:

Standard powder coat colors available.

Wood Stain for optional wood arm caps:

All transparent wood stain colors available.

OPTIONS

- CODE: FR - CA133 Fire Retardant.
- CODE: MB - Moisture Barrier.
- CODE: 2FO - Two Fabric Option.
- CODE: VMAC2 - Arm Caps, Black Polyurethane.
- CODE: VMAC3 - Arm Caps, Charcoal Polyurethane.
- CODE: VMAC4 - Arm Caps, White Solid Surface (Coconut Oil by Wilsonart).
- CODE: VMAC5 - Arm Caps, Brown Solid Surface (Bronzite by Corian).
- CODE: VMAC6 - Arm Caps, Solid Wood.
- CODE: FM - Floor Mount.

Series Note:

For more Ventura models - see Benches and Occasional Tables.



BLACK POLYURETHANE ARM CAP – **VMAC2**



CHARCOAL POLYURETHANE ARM CAP – **VMAC3**




WHITE SOLID SURFACE ARM CAP – **VMAC4**



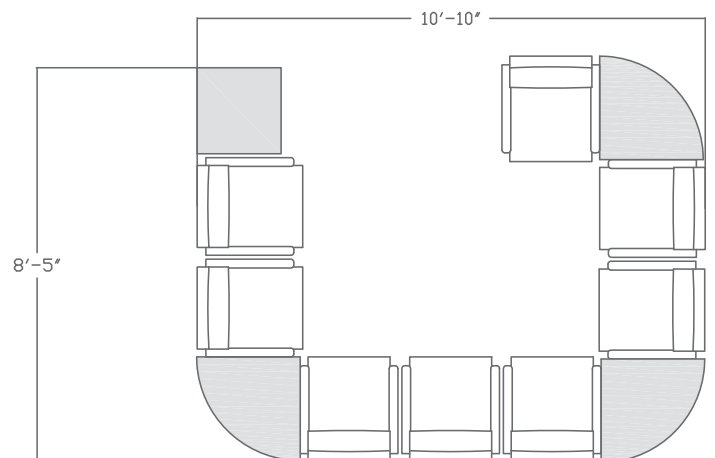
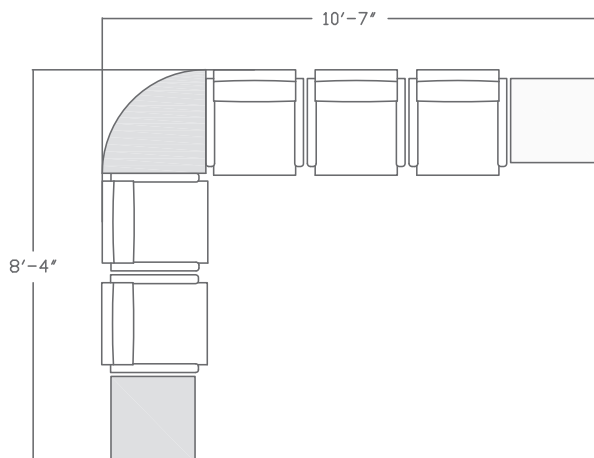
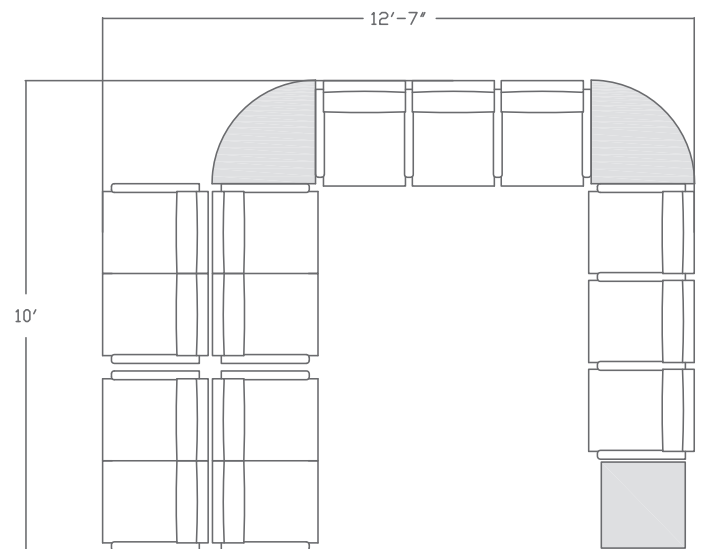
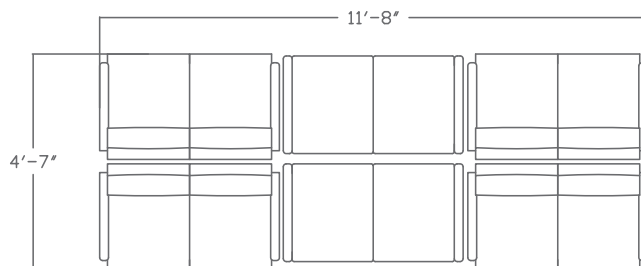
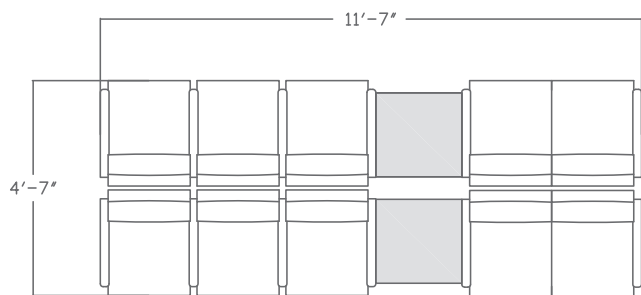
BROWN SOLID SURFACE ARM CAP – **VMAC5**



WOOD ARM CAP **VMAC6**



CONFIGURATIONS USING ONLINE TABLES AVAILABLE



CAD Design and Engineering services per your specifications are available to customers requesting this service.
Please provide exact room dimensions, desired configuration and seating requirements and fax your order to
ERG Customer Service: 1-805-981-9878 or call toll free: 1-800-446-1186

| DIMENSIONS | Arm Chair | Patient Back Chair | Bariatric Chair |
|----------------------|---------------|--------------------|-----------------|
| Seat Width: | 21" | 21" | 30" |
| Seat Depth: | 19" | 19" | 19" |
| Seat Height: | 18" | 18" | 18" |
| Back Height: | 35" | 45" | 35" |
| Overall Width: | 25" | 25" | 35" |
| Overall Depth: | 27" | 27" | 27" |
| Qty./Wt. per carton: | 1 ea./55 lbs. | 1 ea./65 lbs. | 1 ea./85 lbs. |



VENTURA METAL BARIATRIC WITH OPTIONAL ARM CAPS

MODEL / DESCRIPTION / LIST PRICING



3103 Arm Chair - No Arm Cap

COM Yardage: 2.5 Yds. Seat 1.25 Yard / Back 1.25 Yds.

| COM | GR1 | GR2 | GR3 | GR4 | GR5 | GR6 | GR7 | GR8 | GR9 | GR10 | LEA |
|--------|--------|--------|--------|--------|--------|--------|--------|--------|--------|--------|--------|
| \$1196 | \$1280 | \$1331 | \$1384 | \$1439 | \$1497 | \$1557 | \$1619 | \$1684 | \$1751 | \$1821 | \$2153 |



3105 Patient Back Arm Chair

COM Yardage: 3 Yds. Seat 1.25 Yard / Back 1.75 Yds.

| COM | GR1 | GR2 | GR3 | GR4 | GR5 | GR6 | GR7 | GR8 | GR9 | GR10 | LEA |
|--------|--------|--------|--------|--------|--------|--------|--------|--------|--------|--------|--------|
| \$1384 | \$1481 | \$1540 | \$1602 | \$1666 | \$1732 | \$1802 | \$1874 | \$1949 | \$2027 | \$2108 | \$2491 |



3104 Bariatric Arm Chair

COM Yardage: 3 Yds. Seat 1.5 Yds. / Back 1.5 Yds.

| COM | GR1 | GR2 | GR3 | GR4 | GR5 | GR6 | GR7 | GR8 | GR9 | GR10 | LEA |
|--------|--------|--------|--------|--------|--------|--------|--------|--------|--------|--------|--------|
| \$1450 | \$1552 | \$1614 | \$1678 | \$1745 | \$1815 | \$1888 | \$1963 | \$2042 | \$2123 | \$2208 | \$2610 |

OPTIONS

Add upcharge to list price and code to model number

| | | |
|-------|--|-----------|
| FR | CA133 Fire Retardant per yard | \$90/yd |
| MB | Moisture Barrier on seat | \$125 |
| 2FO | Two different fabrics - Add to highest Grade | \$98 |
| VMAC2 | Polyurethane Arm Caps - Black | \$48 each |
| VMAC3 | Polyurethane Arm Caps - Charcoal | \$48 each |

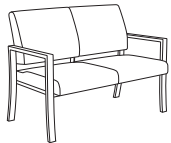
| | | |
|-------|--------------------------------|------------|
| VMAC4 | Solid Surface Arm Caps - White | \$108 each |
| VMAC5 | Solid Surface Arm Caps - Brown | \$108 each |
| VMAC6 | Solid Wood Arm Caps | \$118 pair |
| FM | Floor Mount | \$98 |

| DIMENSIONS | Two Seat Lounge | Two Seat Center Arm | Three Seat Lounge | Three Seat Center Arms |
|----------------------|-----------------|---------------------|-------------------|------------------------|
| Seat Width: | 42" | 21" (2) | 63" | 21" (3) |
| Seat Depth: | 19" | 19" | 19" | 19" |
| Seat Height: | 18" | 18" | 18" | 18" |
| Back Height: | 35" | 35" | 35" | 35" |
| Overall Width: | 46" | 48" | 67" | 71" |
| Overall Depth: | 27" | 27" | 27" | 27" |
| Qty./Wt. per carton: | 1 ea./100 lbs. | 1 ea./110 lbs. | 1 ea./150 lbs. | 1 ea./150 lbs. |



VENTURA METAL TWO-SEAT LOUNGE
WITH DIVIDING ARM AND OPTIONAL ARM CAPS

MODEL / DESCRIPTION / LIST PRICING

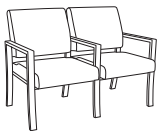


3106 2-Seat Lounge

COM Yardage: 3.5 Yds.

| COM | GR1 | GR2 | GR3 | GR4 | GR5 | GR6 | GR7 | GR8 | GR9 | GR10 | LEA |
|--------|--------|--------|--------|--------|--------|--------|--------|--------|--------|--------|--------|
| \$2118 | \$2266 | \$2357 | \$2451 | \$2549 | \$2651 | \$2757 | \$2867 | \$2982 | \$3101 | \$3225 | \$3812 |

COM Yardage (Optional two fabrics): Backs: 1.5 Yds / Seats: 1.5 Yds

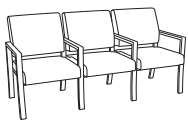


3108 2-Seat Lounge w/Dividing Arms

COM Yardage: 3.5 Yds.

| COM | GR1 | GR2 | GR3 | GR4 | GR5 | GR6 | GR7 | GR8 | GR9 | GR10 | LEA |
|--------|--------|--------|--------|--------|--------|--------|--------|--------|--------|--------|--------|
| \$2211 | \$2366 | \$2461 | \$2559 | \$2662 | \$2768 | \$2879 | \$2994 | \$3114 | \$3238 | \$3368 | \$3980 |

COM Yardage (Optional two fabrics): Backs: 2 Yds / Seats: 1.5 Yds

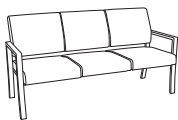


3110 3-Seat Lounge w/Dividing Arms

COM Yardage: 5.5 Yds.

| COM | GR1 | GR2 | GR3 | GR4 | GR5 | GR6 | GR7 | GR8 | GR9 | GR10 | LEA |
|--------|--------|--------|--------|--------|--------|--------|--------|--------|--------|--------|--------|
| \$3348 | \$3583 | \$3726 | \$3875 | \$4030 | \$4191 | \$4359 | \$4533 | \$4715 | \$4903 | \$5100 | \$6027 |

COM Yardage (Optional two fabrics): Backs: 2.75 Yds / Seats: 2.5 Yds



3111 3-Seat Lounge

COM Yardage: 5.5 Yds.

| COM | GR1 | GR2 | GR3 | GR4 | GR5 | GR6 | GR7 | GR8 | GR9 | GR10 | LEA |
|--------|--------|--------|--------|--------|--------|--------|--------|--------|--------|--------|--------|
| \$3191 | \$3414 | \$3551 | \$3693 | \$3841 | \$3994 | \$4154 | \$4320 | \$4493 | \$4673 | \$4860 | \$5744 |

COM Yardage (Optional two fabrics): Backs: 2.75 Yds / Seats: 2.5 Yds

OPTIONS

Add upcharge to list price and code to model number

| | | |
|-------|----------------------------------|------------|
| FR | CA133 Fire Retardant per yard | \$90/yd |
| MB | Moisture Barrier on seat | \$125 |
| VMAC2 | Polyurethane Arm Caps - Black | \$48 each |
| VMAC3 | Polyurethane Arm Caps - Charcoal | \$48 each |
| VMAC4 | Solid Surface Arm Caps - White | \$108 each |

| | | |
|-------|--------------------------------|---------------|
| VMAC5 | Solid Surface Arm Caps - Brown | \$108 each |
| VMAC6 | Solid Wood Arm Caps | \$88 each |
| FM | Floor Mount | \$98 per unit |
| 2FO | 2 Fabric Option | \$98 |



VENTURA WOOD COLLECTION

Ventura Wood offers stylish upholstered guest seating and is an environmentally preferred product



VENTURA ARM CHAIR
FEATURING WALL SAVER DESIGN



VENTURA THREE-SEAT LOUNGE WITH DIVIDING ARMS

ORDERING INFORMATION

To Order Please Specify:

- 1) Series Name
- 2) Model Number
- 3) Quantity
- 4) Wood Stain Finish Color
- 5) Polyurethane Arm Cap Black or Charcoal
- 6) Fabric Grade & Number
- 7) Optional Items

VENTURA WOOD GENERAL SPECIFICATIONS

Frame Construction

All hardwood with built-in wall saver design.

Back

Tongue & groove hardwood construction. Webbing installed and high-resiliency foam bonded to wood frame. Concealed back attachment to frame.

Seat

No-sag spring installed. Helicoil springs attached to springs and high resiliency foam is bonded to wood frame.

Underseat

Steel welded frame with machine screwed attached to wood frame. Tested for **650 lbs per single seat.**

Upholstery

High resiliency foam is being used. Adjustable glides optional.

COLORS / FINISHES

Wood Stain Finish Colors:

All transparent wood stain colors available.

OPTIONS

- CODE: FR - CA133 Fire Retardant.
- CODE: MB - Moisture Barrier.
- CODE: 2FO - Two Fabric Option. When seat and base are upholstered in 2 different fabrics of your choice.
- CODE: VWAC6 - Wood Arm Cap.
- CODE: AG - Adjustable Glides (set of 4)
- CODE: UPA, Fully Upholstered Panel Arms

Series Note:

For more Ventura models - see Benches and Occasional Tables.

Standard Arm Caps



BLACK POLYURETHANE ARM CAP



CHARCOAL POLYURETHANE ARM CAP

Optional Arm Caps



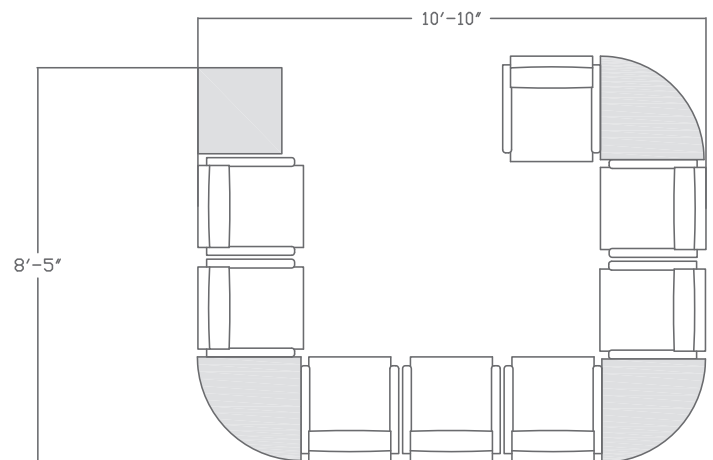
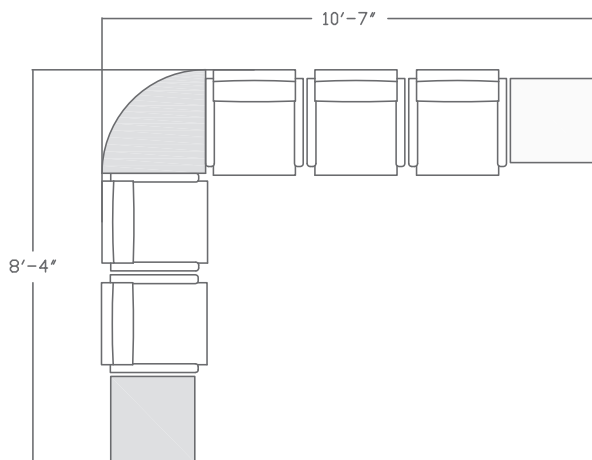
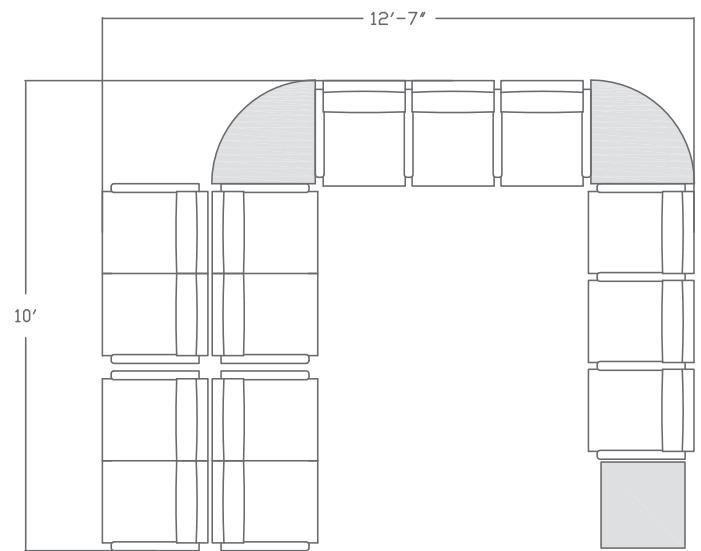
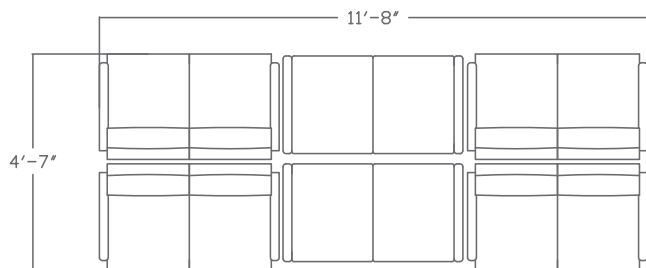
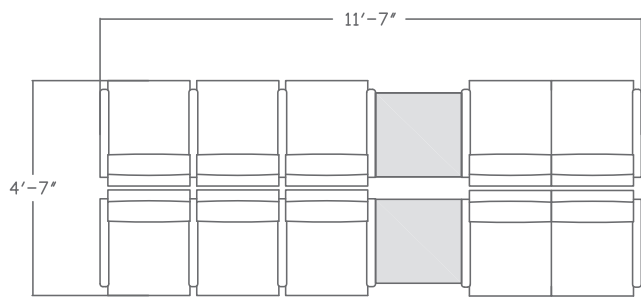
WOOD ARM CAP / 16 FINISHES – VWAC6

Upholstered Panel Arms





CONFIGURATIONS USING ONLINE TABLES AVAILABLE



CAD Design and Engineering services per your specifications are available to customers requesting this service.
Please provide exact room dimensions, desired configuration and seating requirements and fax your order to
ERG Customer Service: 1-805-981-9878 or call toll free: 1-800-446-1186

| DIMENSIONS | Arm Chair | Bariatric Chair | Patient Back Chair |
|----------------------|---------------|-----------------|--------------------|
| Seat Width: | 21" | 30" | 21" |
| Seat Depth: | 19" | 19" | 19" |
| Seat Height: | 17.5" | 17.5" | 17.5" |
| Back Height: | 35" | 35" | 45" |
| Arm Height: | 25.5" | 25.5" | 25.5" |
| Overall Width: | 26" | 35" | 26" |
| Overall Depth: | 25" | 25" | 25" |
| Qty./Wt. per carton: | 1 ea./36 lbs. | 1 ea./47 lbs. | 1 ea./53 lbs. |



VENTURA BARIATRIC WITH
OPTIONAL ARM CAPS

MODEL / DESCRIPTION / LIST PRICING



3021 Wood Arm Chair

COM Yardage: 2.5 Yds. Seat 1.25 Yds. / Back 1.25 Yds.

| COM | GR1 | GR2 | GR3 | GR4 | GR5 | GR6 | GR7 | GR8 | GR9 | GR10 | LEA |
|-------|-------|--------|--------|--------|--------|--------|--------|--------|--------|--------|--------|
| \$911 | \$975 | \$1014 | \$1055 | \$1097 | \$1141 | \$1186 | \$1234 | \$1283 | \$1335 | \$1388 | \$1641 |



3024 Wood Patient Back Arm Chair

COM Yardage: 3 Yds. Seat 1.25 Yds. / Back 1.75 Yds.

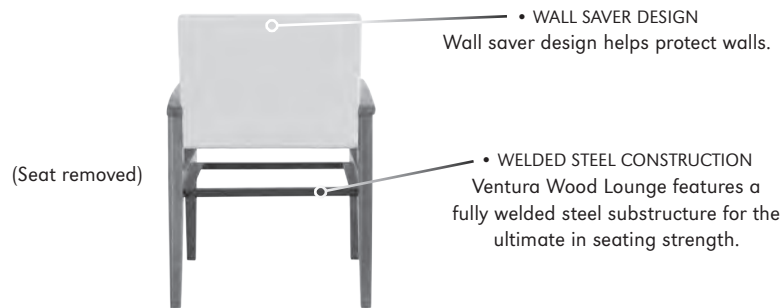
| COM | GR1 | GR2 | GR3 | GR4 | GR5 | GR6 | GR7 | GR8 | GR9 | GR10 | LEA |
|--------|--------|--------|--------|--------|--------|--------|--------|--------|--------|--------|--------|
| \$1048 | \$1121 | \$1166 | \$1213 | \$1261 | \$1312 | \$1364 | \$1419 | \$1475 | \$1535 | \$1596 | \$1886 |



3021BAR Wood Bariatric

COM Yardage: 3 Yds. Seat 1.5 Yds. / Back 1.5 Yds.

| COM | GR1 | GR2 | GR3 | GR4 | GR5 | GR6 | GR7 | GR8 | GR9 | GR10 | LEA |
|--------|--------|--------|--------|--------|--------|--------|--------|--------|--------|--------|--------|
| \$1315 | \$1407 | \$1463 | \$1521 | \$1582 | \$1646 | \$1711 | \$1780 | \$1851 | \$1925 | \$2002 | \$2366 |



OPTIONS

Add upcharge to list price and code to model number

| | | |
|-----|-------------------------------|---------|
| AG | Adjustable Glide (set of 4) | \$38 |
| FR | CA133 Fire Retardant per yard | \$90/yd |
| MB | Moisture Barrier on seat | \$125 |
| 2FO | Two Fabric Option | \$98 |

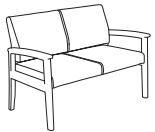
| | | |
|-------|----------------------------------|-----------|
| VWAC2 | Polyurethane Arm Caps - Black | - |
| VWAC3 | Polyurethane Arm Caps - Charcoal | - |
| VWAC6 | Solid Wood Arm Caps | \$88 each |
| UPA | Fully Upholstered Panel Arms | \$445 |

| DIMENSIONS | Two Seat Lounge | Two Seat Center Arm | Three Seat Lounge |
|----------------------|-----------------|---------------------|-------------------|
| Seat Width: | 21" | 21" | 21" |
| Seat Depth: | 19" | 19" | 19" |
| Seat Height: | 17.5" | 17.5" | 17.5" |
| Back Height: | 35" | 35" | 35" |
| Arm Height: | 25.5" | 25.5" | 25.5" |
| Overall Width: | 46" | 48" | 70.5" |
| Overall Depth: | 28" | 28" | 28" |
| Qty./Wt. per carton: | 1 ea./60 lbs. | 1 ea./62 lbs. | 1 ea./93 lbs. |



VENTURA TWO-SEAT LOUNGE

MODEL / DESCRIPTION / LIST PRICING

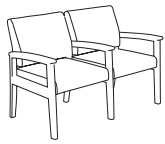


3022 Wood Two-Seat Lounge

COM Yardage: 3.5 Yds.

| COM | GR1 | GR2 | GR3 | GR4 | GR5 | GR6 | GR7 | GR8 | GR9 | GR10 | LEA |
|--------|--------|--------|--------|--------|--------|--------|--------|--------|--------|--------|--------|
| \$1670 | \$1786 | \$1858 | \$1932 | \$2009 | \$2090 | \$2173 | \$2260 | \$2351 | \$2445 | \$2543 | \$3005 |

COM Yardage (Optional two fabrics): Back: 2 Yds / Seat: 1.5 Yds

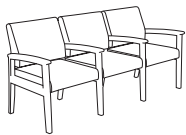


3023 Wood Two-Seat Lounge with Dividing Arm

COM Yardage: 3.5 Yds.

| COM | GR1 | GR2 | GR3 | GR4 | GR5 | GR6 | GR7 | GR8 | GR9 | GR10 | LEA |
|--------|--------|--------|--------|--------|--------|--------|--------|--------|--------|--------|--------|
| \$1780 | \$1904 | \$1981 | \$2060 | \$2142 | \$2228 | \$2317 | \$2410 | \$2506 | \$2606 | \$2710 | \$3204 |

COM Yardage (Optional two fabrics): Back: 2 Yds / Seat: 1.5 Yds

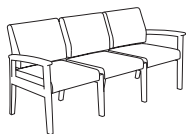


3025 Wood Three-Seat Lounge with Dividing Arms

COM Yardage: 5.5 Yds.

| COM | GR1 | GR2 | GR3 | GR4 | GR5 | GR6 | GR7 | GR8 | GR9 | GR10 | LEA |
|--------|--------|--------|--------|--------|--------|--------|--------|--------|--------|--------|--------|
| \$2615 | \$2798 | \$2909 | \$3026 | \$3147 | \$3273 | \$3404 | \$3540 | \$3681 | \$3829 | \$3982 | \$4706 |

COM Yardage (Optional two fabrics): Back: 2.75 Yds / Seat: 2.5 Yds



3026 Wood Three-Seat Lounge

COM Yardage: 5.5 Yds.

| COM | GR1 | GR2 | GR3 | GR4 | GR5 | GR6 | GR7 | GR8 | GR9 | GR10 | LEA |
|--------|--------|--------|--------|--------|--------|--------|--------|--------|--------|--------|--------|
| \$3035 | \$3247 | \$3377 | \$3512 | \$3652 | \$3798 | \$3950 | \$4108 | \$4273 | \$4444 | \$4621 | \$5462 |

COM Yardage (Optional two fabrics): Back: 2.75 Yds / Seat: 2.5 Yds

OPTIONS

Add upcharge to list price and code to model number

| | | |
|-----|-------------------------------|---------|
| AG | Adjustable Glide (set of 4) | \$38 |
| FR | CA133 Fire Retardant per yard | \$90/yd |
| MB | Moisture Barrier on seat | \$125 |
| 2FO | Two Fabric Option | \$98 |

| | | |
|-------|----------------------------------|-----------|
| VWAC2 | Polyurethane Arm Caps - Black | N/C |
| VWAC3 | Polyurethane Arm Caps - Charcoal | N/C |
| VWAC6 | Wood Arm Caps | \$88 each |
| UPA | Fully Upholstered Panel Arms | \$445 |



WESTLAKE METAL COLLECTION

Westlake Metal offers stylish upholstered guest seating and is an environmentally preferred product.



WESTLAKE METAL ARM CHAIR



WESTLAKE METAL THREE-SEAT LOUNGE

ORDERING INFORMATION

To Order Please Specify:

- | | |
|------------------------------------|--|
| 1) Series Name | 6) Wood Stain Color / Color for Armcap |
| 2) Model Number | 7) Fabric Grade & Number |
| 3) Quantity | 8) Optional Items |
| 4) Powder Coat Color | 9) Select Tabletop |
| 5) Poly Arm Cap, Black or Charcoal | |

WESTLAKE LOUNGE GENERAL SPECIFICATIONS

Steel Frame Construction

- Built-in wall saver design.
- 1-1/4" round steel tubing, welded to steel apron.

Back

- Tongue & groove hardwood construction
- High-resiliency foam wrapped over frame

Seat

- Large webbing stretched over hardwood frame
- High resiliency foam applied and bonded

Underseat

- Steel welded frame, welded to steel apron
- Tested for **600 lbs per single seat**

Upholstery

- High resiliency foam is being used throughout
- Adjustable glides installed

COLORS / FINISHES

Metal Finish Colors:

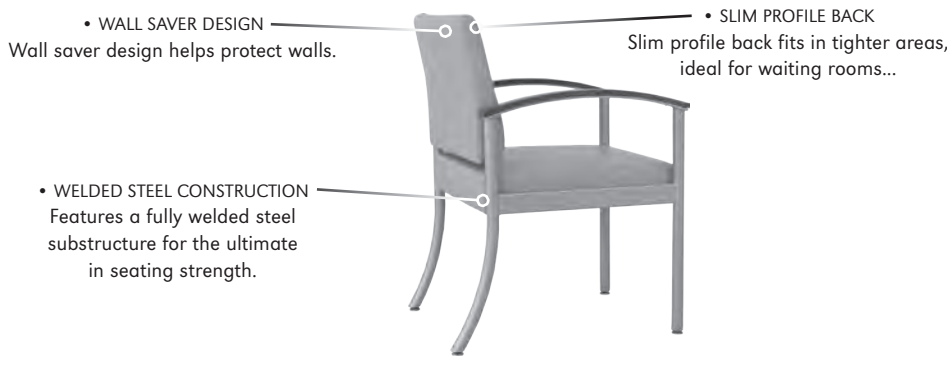
Standard powder coat colors available.

Arm Caps:

- Westlake Metal Lounge comes with standard black or charcoal polyurethane arm caps.
- Stained wood arm caps are optional.

OPTIONS

- CODE: FR - CA133 Fire Retardant.
- CODE: MB - Moisture Barrier.
- CODE: 2FO - Two Fabric Option.
- CODE: WAC - Arm Caps, Solid Wood.





Westlake Metal 2 seat and 3 seat with online tables and occasional table

ARM OPTIONS

STANDARD

POLYURETHANE ARM CAPS



black standard arm cap

POLYURETHANE ARM CAPS



charcoal standard arm cap

OPTIONAL

WOOD ARM CAPS



wood stained arm cap

TWO FABRIC UPHOLSTERY



| DIMENSIONS | Arm Chair | Two-Seat Lounge | Two-Seat Center Arm | Three-Seat Lounge |
|----------------------|---------------|-----------------|---------------------|-------------------|
| Seat Width: | 19.5" | 39" | 19.5" x 2 | 19.5" x 3 |
| Seat Depth: | 18.5" | 18.5" | 18.5" | 18.5" |
| Seat Height: | 18" | 18" | 18" | 18" |
| Back Height: | 33" | 33" | 33" | 33" |
| Arm Height: | 25.5" | 25.5" | 25.5" | 25.5" |
| Overall Width: | 23" | 42.5" | 44" | 65.5" |
| Overall Depth: | 25.5" | 25.5" | 25.5" | 25.5" |
| Qty./Wt. per carton: | 1 ea./42 lbs. | 1 ea./68 lbs. | 1 ea./73 lbs. | 1 ea./110 lbs. |



ARM CHAIR
UPHOLSTERED INSERTS

MODEL / DESCRIPTION / LIST PRICING



7800 Arm Chair

COM Yardage: Seat 1.25 Yds. / Back 1.25 Yds.

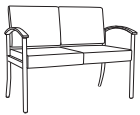
| COM | GR1 | GR2 | GR3 | GR4 | GR5 | GR6 | GR7 | GR8 | GR9 | GR10 | LEA |
|-------|-------|--------|--------|--------|--------|--------|--------|--------|--------|--------|--------|
| \$905 | \$968 | \$1007 | \$1047 | \$1089 | \$1133 | \$1178 | \$1225 | \$1274 | \$1325 | \$1378 | \$1629 |



7800-A Add on Arm

COM Yardage: Seat 1.75 Yds. / Back 1.75 Yds.

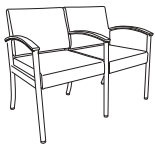
| COM | GR1 | GR2 | GR3 | GR4 | GR5 | GR6 | GR7 | GR8 | GR9 | GR10 | LEA |
|-------|-------|-------|-------|-------|-------|--------|--------|--------|--------|--------|--------|
| \$775 | \$829 | \$862 | \$897 | \$933 | \$970 | \$1009 | \$1049 | \$1091 | \$1135 | \$1180 | \$1395 |



7805 Two Seat Lounge

COM Yardage: Seat 1.75 Yds. / Back 1.75 Yds.

| COM | GR1 | GR2 | GR3 | GR4 | GR5 | GR6 | GR7 | GR8 | GR9 | GR10 | LEA |
|--------|--------|--------|--------|--------|--------|--------|--------|--------|--------|--------|--------|
| \$1614 | \$1727 | \$1796 | \$1868 | \$1942 | \$2020 | \$2101 | \$2185 | \$2272 | \$2363 | \$2458 | \$2905 |



7807 Two-Seat Lounge / Center Arm

COM Yardage: Seat 2.75 Yds. / Back 2.75 Yds.

| COM | GR1 | GR2 | GR3 | GR4 | GR5 | GR6 | GR7 | GR8 | GR9 | GR10 | LEA |
|--------|--------|--------|--------|--------|--------|--------|--------|--------|--------|--------|--------|
| \$1723 | \$1844 | \$1917 | \$1994 | \$2074 | \$2157 | \$2243 | \$2333 | \$2426 | \$2523 | \$2624 | \$3101 |



7810 Three-Seat Lounge / Center Arms

COM Yardage: Seat 3.75 Yds. / Back 3.75 Yds.

| COM | GR1 | GR2 | GR3 | GR4 | GR5 | GR6 | GR7 | GR8 | GR9 | GR10 | LEA |
|--------|--------|--------|--------|--------|--------|--------|--------|--------|--------|--------|--------|
| \$2353 | \$2518 | \$2618 | \$2723 | \$2832 | \$2945 | \$3063 | \$3186 | \$3313 | \$3446 | \$3584 | \$4235 |

OPTIONS

Add upcharge to list price and code to model number

| | | |
|----|-------------------------------|-----------|
| FR | CA133 Fire Retardant per yard | \$90/yard |
| MB | Moisture Barrier on seat | \$125 |

| | | |
|-----|----------------------|-----------|
| 2FO | Two Fabric Option | \$98 |
| WAC | Arm Caps, Solid Wood | \$88 each |

| DIMENSIONS | Bariatric Chair | Patient Chair | Hip Chair |
|----------------------|-----------------|---------------|---------------|
| Seat Width: | 30" | 19.5" | 19.5" |
| Seat Depth: | 18.5" | 18.5" | 18.5" |
| Seat Height: | 18" | 18" | 24" |
| Back Height: | 33" | 43" | 38" |
| Arm Height: | 25.5" | 25.5" | 31" |
| Overall Width: | 33.5" | 23" | 23" |
| Overall Depth: | 25" | 25" | 25" |
| Qty./Wt. per carton: | 1 ea./53 lbs. | 1 ea./ 95 lbs | 1 ea./ 95 lbs |



PATIENT BACK CHAIR



BARIATRIC CHAIR



HIP CHAIR

MODEL / DESCRIPTION / LIST PRICING



7812 Patient Back Chair

COM Yardage: Seat 1.25 Yds. / Back 1.75 Yds.

| COM | GR1 | GR2 | GR3 | GR4 | GR5 | GR6 | GR7 | GR8 | GR9 | GR10 | LEA |
|--------|--------|--------|--------|--------|--------|--------|--------|--------|--------|--------|--------|
| \$1127 | \$1206 | \$1254 | \$1304 | \$1356 | \$1410 | \$1467 | \$1525 | \$1586 | \$1650 | \$1716 | \$2028 |



7815 Bariatric

COM Yardage: Seat 1.5 Yds. / Back 1.5 Yds.

| COM | GR1 | GR2 | GR3 | GR4 | GR5 | GR6 | GR7 | GR8 | GR9 | GR10 | LEA |
|--------|--------|--------|--------|--------|--------|--------|--------|--------|--------|--------|--------|
| \$1280 | \$1370 | \$1424 | \$1481 | \$1541 | \$1602 | \$1666 | \$1733 | \$1802 | \$1874 | \$1949 | \$2304 |



7818 Hip Chair

COM Yardage: Seat 1.25 Yds. / Back 1.25 Yds.

| COM | GR1 | GR2 | GR3 | GR4 | GR5 | GR6 | GR7 | GR8 | GR9 | GR10 | LEA |
|--------|--------|--------|--------|--------|--------|--------|--------|--------|--------|--------|--------|
| \$1527 | \$1634 | \$1699 | \$1767 | \$1838 | \$1911 | \$1987 | \$2067 | \$2150 | \$2236 | \$2325 | \$2748 |

OPTIONS

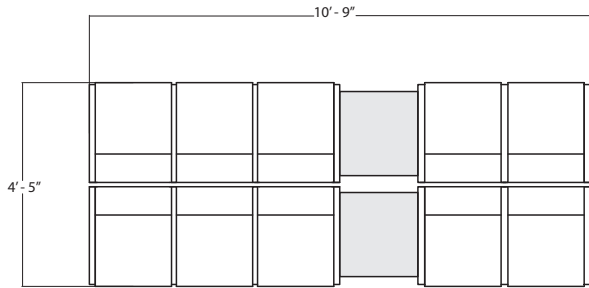
Add upcharge to list price and code to model number

| | | |
|----|-------------------------------|---------|
| FR | CA133 Fire Retardant per yard | \$90/yd |
| MB | Moisture Barrier on seat | \$125 |

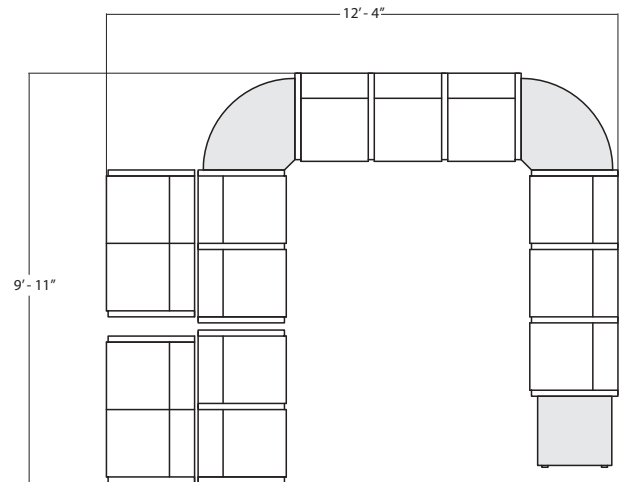
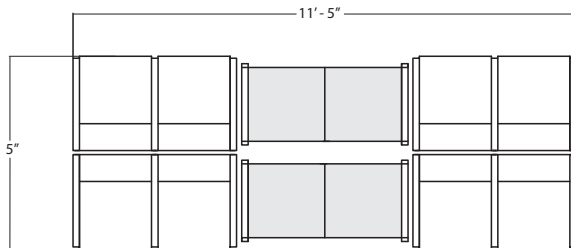
| | | |
|-----|----------------------|-----------|
| 2FO | Two Fabric Option | \$98 |
| WAC | Arm Caps, Solid Wood | \$88 each |



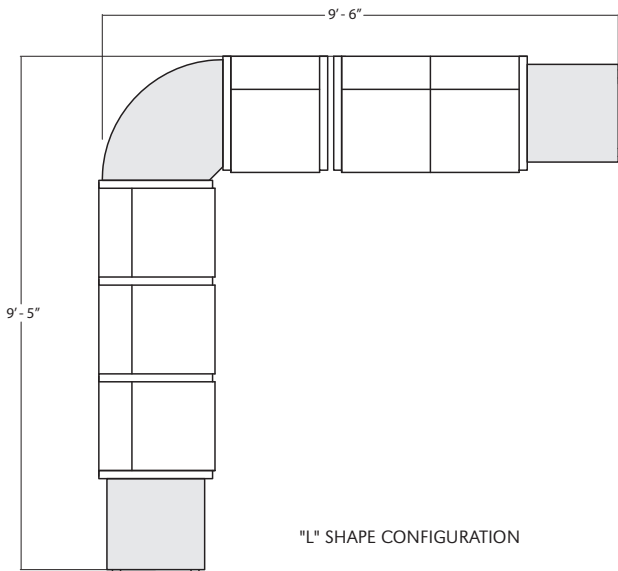
CONFIGURATIONS USING ONLINE TABLES AVAILABLE



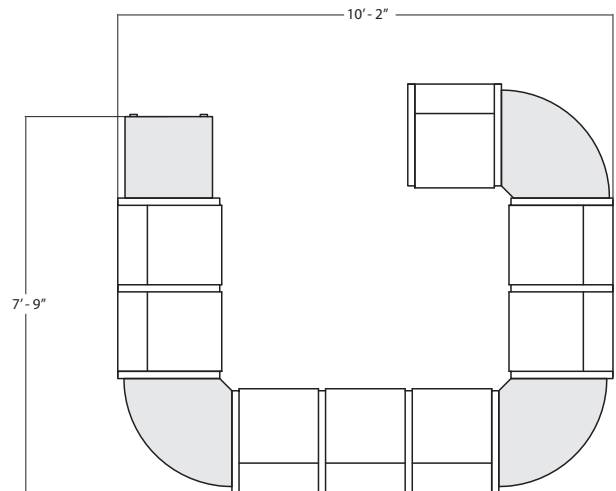
BACK-TO-BACK CONFIGURATION



"U" SHAPE CONFIGURATION



"L" SHAPE CONFIGURATION



"U" SHAPE CONFIGURATION 2

CAD Design and Engineering services per your specifications are available to customers requesting this service.
Please provide exact room dimensions, desired configuration and seating requirements and fax your order to
ERG Customer Service: 1-805-981-9878 or call toll free: 1-800-446-1186



WESTLAKE WOOD COLLECTION

Westlake offers stylish upholstered guest seating and is an environmentally preferred product. Available in single and multiple seating configurations, as well as add-on units.



WESTLAKE 2 SEAT LOUNGE / ARM CAPS



WESTLAKE THREE-SEAT LOUNGE



WESTLAKE BARIATRIC

ORDERING INFORMATION

To Order Please Specify:

- | | |
|----------------------------|---|
| 1) Series Name | 6) Edge Selection & Color |
| 2) Model Number | 7) Fabric Grade & Number |
| 3) Quantity | 8) Metal or wood apron colors for round & square tables |
| 4) Wood Stain Finish Color | 9) Optional Items |
| 5) Select Table Top | |

WESTLAKE LOUNGE GENERAL SPECIFICATIONS

Frame Construction

All hardwood frame with built-in wall saver design.

Back

Tongue & groove hardwood construction. High-resiliency foam wrapped over frame.

Seat

Large webbing stretched over hardwood frame. High resiliency foam applied and bonded.

Underseat

Steel welded frame with machine screwed attached to wood frame. Tested for **525 lbs per single seat**.

Upholstery

High resiliency foam is being used throughout. Adjustable glides optional.

WESTLAKE TABLE GENERAL SPECIFICATIONS

Table Tops

Laminate or solid surface table tops are .75" overall thickness. Acrylic table tops are 1" overall thickness. ERG offers over 1000 standard laminate choices from Nevamar, Wilsonart, Formica and Pionite. Wood veneer may be stained in transparent wood stain colors. Solid Surface top tables quoted upon request.

Frame

Frame and Legs are constructed of Beech, available in standard transparent wood stain colors. 2" metal or wood apron only on round and square tables.

Glides

Metal self leveling glides are factory installed.

COLORS / FINISHES

Wood Stain Finish Colors:

All transparent wood stain colors available.

Metal Finish Colors:

All metal Finishes for table apron available.

OPTIONS

- CODE: FR - CA133 Fire Retardant.
- CODE: MB - Moisture Barrier.
- CODE: 2FO - Two Fabric Option.
- CODE: PAC - Poly Arm Caps, Black or Charcoal.
- CODE: AG - Adjustable Glides (set of 4)

CHAIR FEATURES

• **WALL SAVER DESIGN**
Wall saver design helps protect walls & upholstery

• **SLIM PROFILE BACK**
Slim profile back fits in tighter areas, ideal for waiting rooms...



• **WELDED STEEL CONSTRUCTION**
Features a fully welded steel substructure for the ultimate in seating strength.



Westlake Wood Arm Chair installation with tapered top coffee table with curved legs and two seat bench with on-line lowered center table

ARM OPTIONS

STANDARD

WOOD ARM CAPS



standard arm cap

OPTIONAL

POLYURETHANE ARM CAPS



black

POLYURETHANE ARM CAPS



charcoal

UPHOLSTERED PANEL ARMS



chair



bench

TWO FABRIC UPHOLSTERY



chair

| DIMENSIONS | Arm Chair / Open Arms | Patient Back Chair |
|----------------------|-----------------------|--------------------|
| Seat Width: | 19.5" | 19.5" |
| Seat Depth: | 18.5" | 18.5" |
| Seat Height: | 18" | 18" |
| Back Height: | 33" | 43" |
| Arm Height: | 25" | 25" |
| Overall Width: | 23" | 23" |
| Overall Depth: | 25" | 25" |
| Qty./Wt. per carton: | 1 ea./38 lbs. | 1 ea./ 50 lbs |



PATIENT BACK



ARM CHAIR
UPHOLSTERED INSERTS

MODEL / DESCRIPTION / LIST PRICING



7200 Arm Chair / Open Arms

COM Yardage: Seat 1.25 Yds. / Back 1.25 Yds.

| COM | GR1 | GR2 | GR3 | GR4 | GR5 | GR6 | GR7 | GR8 | GR9 | GR10 | LEA |
|-------|-------|-------|--------|--------|--------|--------|--------|--------|--------|--------|--------|
| \$872 | \$933 | \$970 | \$1009 | \$1049 | \$1091 | \$1135 | \$1180 | \$1227 | \$1276 | \$1327 | \$1569 |



7200-A Add-On Arm Chair / Open Arms

COM Yardage: Seat 1.25 Yds. / Back 1.25 Yds.

| COM | GR1 | GR2 | GR3 | GR4 | GR5 | GR6 | GR7 | GR8 | GR9 | GR10 | LEA |
|-------|-------|-------|-------|-------|-------|-------|-------|--------|--------|--------|--------|
| \$735 | \$786 | \$818 | \$851 | \$885 | \$920 | \$957 | \$995 | \$1035 | \$1076 | \$1119 | \$1323 |



7201 Arm Chair / Upholstered Panel Arms

COM Yardage: Seat/Panels 1.75 Yds. / Back 1.25 Yds.

| COM | GR1 | GR2 | GR3 | GR4 | GR5 | GR6 | GR7 | GR8 | GR9 | GR10 | LEA |
|--------|--------|--------|--------|--------|--------|--------|--------|--------|--------|--------|--------|
| \$1044 | \$1117 | \$1161 | \$1208 | \$1256 | \$1306 | \$1359 | \$1413 | \$1470 | \$1528 | \$1589 | \$1879 |



7204 Patient Back Chair

COM Yardage: Seat 1.25 Yds. / Back 1.75 Yds.

| COM | GR1 | GR2 | GR3 | GR4 | GR5 | GR6 | GR7 | GR8 | GR9 | GR10 | LEA |
|--------|--------|--------|--------|--------|--------|--------|--------|--------|--------|--------|--------|
| \$1063 | \$1137 | \$1182 | \$1230 | \$1279 | \$1330 | \$1383 | \$1439 | \$1496 | \$1556 | \$1618 | \$1913 |



7203 Patient Back Chair / Upholstered Panel Arms

COM Yardage: Seat/Panels 1.75 Yds. / Back 1.75 Yds.

| COM | GR1 | GR2 | GR3 | GR4 | GR5 | GR6 | GR7 | GR8 | GR9 | GR10 | LEA |
|--------|--------|--------|--------|--------|--------|--------|--------|--------|--------|--------|--------|
| \$1235 | \$1321 | \$1374 | \$1429 | \$1486 | \$1546 | \$1607 | \$1672 | \$1739 | \$1808 | \$1881 | \$2223 |

OPTIONS

Add upcharge to list price and code to model number

| | | |
|----|-------------------------------|-----------|
| FR | CA133 Fire Retardant per yard | \$90/yard |
| MB | Moisture Barrier on seat | \$125 |
| AG | Adjustable Glide (set of 4) | \$38 |

| | | |
|-----|----------------------------------|-----------|
| 2FO | Two Fabric Option | \$98 |
| PAC | Poly Arm Caps, Black or Charcoal | \$48 each |

| DIMENSIONS | Two-Seat Lounge | Two-Seat Lounge Center Arm |
|----------------------|-----------------|----------------------------|
| Seat Width: | 39" | 39" |
| Seat Depth: | 18.5" | 18.5" |
| Seat Height: | 18" | 18" |
| Back Height: | 33" | 33" |
| Arm Height: | 25.5" | 25.5" |
| Overall Width: | 44.25" | 44.25" |
| Overall Depth: | 24.5" | 24.5" |
| Qty./Wt. per carton: | 1 ea./ 58 lbs | 1 ea./ 58 lbs |

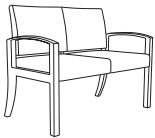


WESTLAKE TWO SEAT UPHOLSTERED PANELS



WESTLAKE TWO SEAT LOUNGE

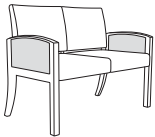
MODEL / DESCRIPTION / LIST PRICING



7202 Two Seat Lounge

COM Yardage: Seat 2 Yds. / Back 2 Yds.

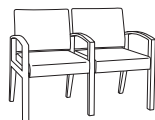
| COM | GR1 | GR2 | GR3 | GR4 | GR5 | GR6 | GR7 | GR8 | GR9 | GR10 | LEA |
|--------|--------|--------|--------|--------|--------|--------|--------|--------|--------|--------|--------|
| \$1527 | \$1634 | \$1699 | \$1767 | \$1838 | \$1911 | \$1987 | \$2067 | \$2150 | \$2236 | \$2325 | \$2748 |



7206 Two Seat Lounge / Uph Panel Arms

COM Yardage: Seat/Panels 2.75 Yds. / Back 2 Yds.

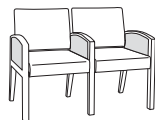
| COM | GR1 | GR2 | GR3 | GR4 | GR5 | GR6 | GR7 | GR8 | GR9 | GR10 | LEA |
|--------|--------|--------|--------|--------|--------|--------|--------|--------|--------|--------|--------|
| \$1699 | \$1818 | \$1891 | \$1966 | \$2045 | \$2127 | \$2212 | \$2300 | \$2392 | \$2488 | \$2587 | \$3058 |



7205 Two-Seat Lounge / Center Arm

COM Yardage: Seat 2 Yds. / Back 2 Yds.

| COM | GR1 | GR2 | GR3 | GR4 | GR5 | GR6 | GR7 | GR8 | GR9 | GR10 | LEA |
|--------|--------|--------|--------|--------|--------|--------|--------|--------|--------|--------|--------|
| \$1663 | \$1780 | \$1851 | \$1925 | \$2002 | \$2082 | \$2165 | \$2252 | \$2342 | \$2436 | \$2533 | \$2994 |



7207 Two-Seat Lounge / Center Arm / Uph Panel Arms

COM Yardage: Seat/Panels 2.75 Yds. / Back 2 Yds.

| COM | GR1 | GR2 | GR3 | GR4 | GR5 | GR6 | GR7 | GR8 | GR9 | GR10 | LEA |
|--------|--------|--------|--------|--------|--------|--------|--------|--------|--------|--------|--------|
| \$1922 | \$2056 | \$2138 | \$2224 | \$2313 | \$2405 | \$2501 | \$2602 | \$2706 | \$2814 | \$2926 | \$3459 |

OPTIONS

Add upcharge to list price and code to model number

| | | |
|----|-------------------------------|---------|
| FR | CA133 Fire Retardant per yard | \$90/yd |
| MB | Moisture Barrier on seat | \$125 |
| AG | Adjustable Glide (set of 4) | \$38 |

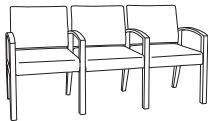
| | | |
|-----|----------------------------------|-----------|
| 2FO | Two Fabric Option | \$98 |
| PAC | Poly Arm Caps, Black or Charcoal | \$48 each |

| DIMENSIONS | Three-Seat Lounge / Center Arm | Bariatric |
|----------------------|--------------------------------|---------------|
| Seat Width: | 55" | 30" |
| Seat Depth: | 18.5" | 18.5" |
| Seat Height: | 18" | 18" |
| Back Height: | 33" | 33" |
| Arm Height: | 25.5" | 25.5" |
| Overall Width: | 65.5" | 33.5" |
| Overall Depth: | 24.5" | 24.5" |
| Qty./Wt. per carton: | 1 ea./ 95 lbs | 1 ea./ 44 lbs |

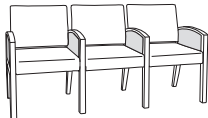


WESTLAKE THREE SEAT

MODEL / DESCRIPTION / LIST PRICING



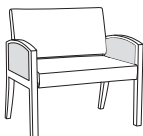
| 7210 | Three-Seat Lounge / Center Arms / Open Arms | | | | | | | | | | COM Yardage: Seat 2.75 Yds. / Back 2.75 Yds. | |
|--------|---|--------|--------|--------|--------|--------|--------|--------|--------|--------|--|--|
| COM | GR1 | GR2 | GR3 | GR4 | GR5 | GR6 | GR7 | GR8 | GR9 | GR10 | LEA | |
| \$2267 | \$2426 | \$2523 | \$2624 | \$2729 | \$2838 | \$2951 | \$3069 | \$3192 | \$3320 | \$3452 | \$4081 | |



| 7211 | Three-Seat Lounge / Center Arm / Uph Panel Arms | | | | | | | | | | COM Yardage: Seat/Panel 3.5 Yds. / Back 2.75 Yds. | |
|--------|---|--------|--------|--------|--------|--------|--------|--------|--------|--------|---|--|
| COM | GR1 | GR2 | GR3 | GR4 | GR5 | GR6 | GR7 | GR8 | GR9 | GR10 | LEA | |
| \$2612 | \$2795 | \$2907 | \$3023 | \$3144 | \$3270 | \$3401 | \$3537 | \$3678 | \$3826 | \$3979 | \$4702 | |



| 7215 | Bariatric / Open Arms | | | | | | | | | | COM Yardage: Seat 1.5 Yds. / Back 1.5 Yds. | |
|--------|-----------------------|--------|--------|--------|--------|--------|--------|--------|--------|--------|--|--|
| COM | GR1 | GR2 | GR3 | GR4 | GR5 | GR6 | GR7 | GR8 | GR9 | GR10 | LEA | |
| \$1155 | \$1236 | \$1285 | \$1337 | \$1390 | \$1446 | \$1504 | \$1564 | \$1626 | \$1691 | \$1759 | \$2079 | |



| 7216 | Bariatric / Uph Panel Arms | | | | | | | | | | COM Yardage: Seat/Panel 2.25 Yds. / Back 1.5 Yds. | |
|--------|----------------------------|--------|--------|--------|--------|--------|--------|--------|--------|--------|---|--|
| COM | GR1 | GR2 | GR3 | GR4 | GR5 | GR6 | GR7 | GR8 | GR9 | GR10 | LEA | |
| \$1328 | \$1421 | \$1478 | \$1537 | \$1599 | \$1663 | \$1729 | \$1798 | \$1870 | \$1945 | \$2023 | \$2391 | |

OPTIONS

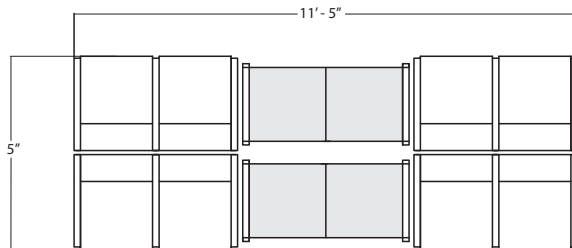
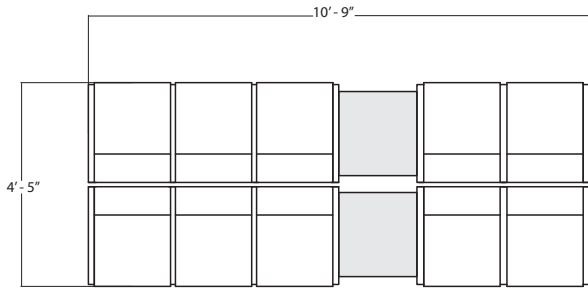
Add upcharge to list price and code to model number

| | | |
|----|-------------------------------|---------|
| FR | CA133 Fire Retardant per yard | \$90/yd |
| MB | Moisture Barrier on seat | \$125 |
| AG | Adjustable Glide (set of 4) | \$38 |

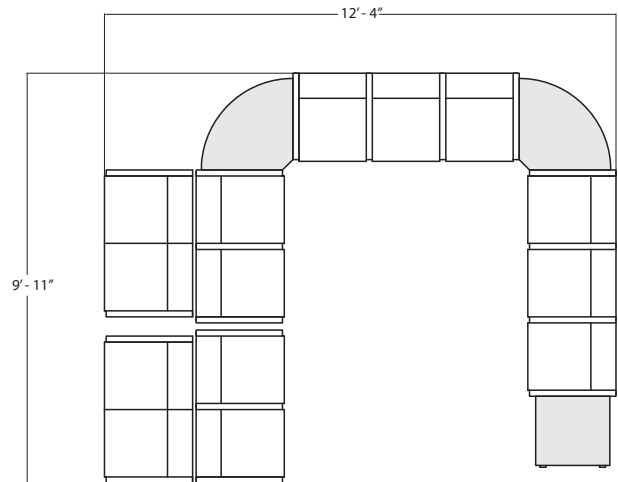
| | | |
|-----|----------------------------------|-----------|
| 2FO | Two Fabric Option | \$98 |
| PAC | Poly Arm Caps, Black or Charcoal | \$48 each |



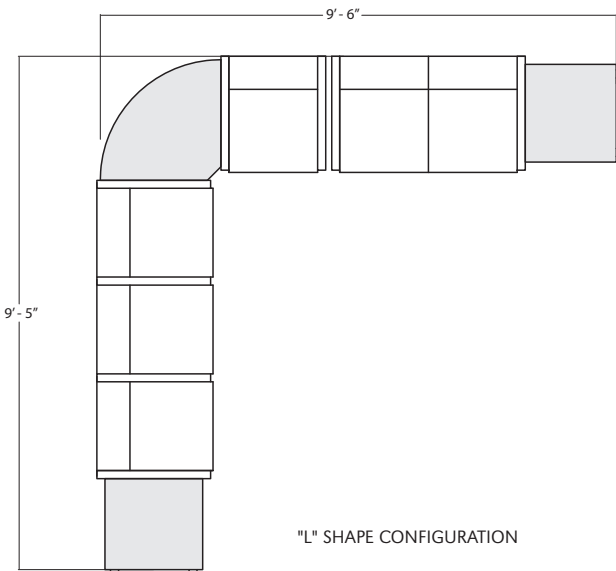
CONFIGURATIONS USING ONLINE TABLES AVAILABLE



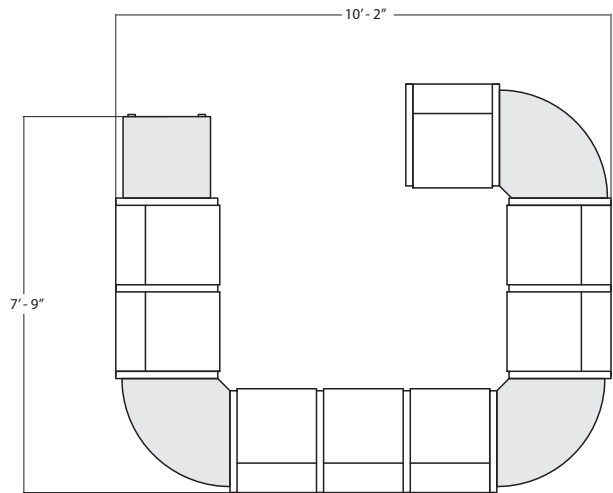
BACK-TO-BACK CONFIGURATION



"U" SHAPE CONFIGURATION



"L" SHAPE CONFIGURATION



"U" SHAPE CONFIGURATION 2

CAD Design and Engineering services per your specifications are available to customers requesting this service.
Please provide exact room dimensions, desired configuration and seating requirements and fax your order to
ERG Customer Service: 1-805-981-9878 or call toll free: 1-800-446-1186



WOBURN COLLECTION

Woburn offers stylish upholstered guest seating and is an environmentally preferred product. Available in single and multiple seating configurations, as well as add-on units.



WOBURN ADD-ON CHAIR



WOBURN THREE-SEAT LOUNGE

ORDERING INFORMATION

To Order Please Specify:

- | | |
|-----------------|----------------------------|
| 1) Series Name | 4) Wood Stain Finish Color |
| 2) Model Number | 5) Fabric Grade & Number |
| 3) Quantity | 6) Optional Items |

WOBURN LOUNGE GENERAL SPECIFICATIONS

Frame Construction

The frame is made of 100% solid hardwood with tongue & groove construction, stapled and reinforced with welded steel frame seating support. Wall-saver design is built-in to protect walls.

Upholstery

Seat is made with large expandable webbing sheet that is fully wrapped in 2" high resiliency block foam and top is covered in special bonded polyester Dacron fiber to protect the final upholstery. For upholstery options choose from fabric, vinyl, crypton, leather or approved COM.

Back is 100% hardwood frame again fully wrapped in 2" high resiliency block foam and top is covered in special bonded polyester Dacron fiber to protect the final upholstery. ERG uses only water based glues and adhesives in our upholstery process.

Glides

All frames come with factory installed self leveling steel glides.

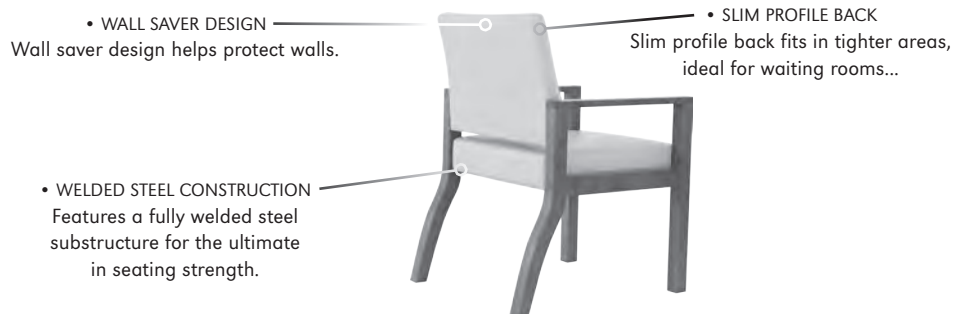
COLORS / FINISHES

Wood Stain Finish Colors:

All transparent wood stain colors available.

OPTIONS

- CODE: FR - CA133 Fire Retardant.
- CODE: MB - Moisture Barrier.
- CODE: 2FO - Two Fabric Option.
- CODE: PAC - Poly Arm Caps, Black or Charcoal.



| DIMENSIONS | Arm Chair | Bariatric Chair | Two-Seat Lounge | Three-Seat Lounge | Add-on Chair | Add-on Bariatric Chair |
|----------------------|---------------|-----------------|-----------------|-------------------|---------------|------------------------|
| Seat Width: | 19.5" | 30" | 19.5" | 19.5" | 19.5" | 30" |
| Seat Depth: | 18.25" | 18.25" | 18.25" | 18.25" | 18.25" | 18.25" |
| Seat Height: | 18.5" | 18.5" | 18.5" | 18.5" | 18.5" | 18.5" |
| Back Height: | 33" | 33" | 33" | 33" | 33" | 33" |
| Arm Height: | 23.75" | 23.75" | 23.75" | 23.75" | 23.75" | 23.75" |
| Overall Width: | 23" | 33.5" | 44.25" | 66" | 23" | 31.75" |
| Overall Depth: | 25" | 25" | 25" | 25" | 25" | 25" |
| Qty./Wt. per carton: | 1 ea./ 38 lbs | 1 ea./ 44 lbs | 1 ea./ 58 lbs | 1 ea./ 95 lbs | 1 ea./ 30 lbs | 1 ea./ 40 lbs |



WOBURN BARIATRIC

MODEL / DESCRIPTION / LIST PRICING



7100 Arm Chair

COM Yardage: Seat 1.25 Yds / Back 1.25 Yds.


| COM | GR1 | GR2 | GR3 | GR4 | GR5 | GR6 | GR7 | GR8 | GR9 | GR10 | LEA |
|-------|-------|-------|-------|-------|--------|--------|--------|--------|--------|--------|--------|
| \$818 | \$875 | \$910 | \$947 | \$984 | \$1024 | \$1065 | \$1107 | \$1152 | \$1198 | \$1246 | \$1472 |



7105 Two-Seat Lounge

COM Yardage: Seat 1.5 Yds. / Back 1.5 Yds.

| COM | GR1 | GR2 | GR3 | GR4 | GR5 | GR6 | GR7 | GR8 | GR9 | GR10 | LEA |
|--------|--------|--------|--------|--------|--------|--------|--------|--------|--------|--------|--------|
| \$1472 | \$1575 | \$1638 | \$1704 | \$1772 | \$1843 | \$1916 | \$1993 | \$2073 | \$2156 | \$2242 | \$2650 |



7110 Three-Seat Lounge

COM Yardage: Seat 2.75 Yds. / Back 2.75 Yds.

| COM | GR1 | GR2 | GR3 | GR4 | GR5 | GR6 | GR7 | GR8 | GR9 | GR10 | LEA |
|--------|--------|--------|--------|--------|--------|--------|--------|--------|--------|--------|--------|
| \$2126 | \$2275 | \$2366 | \$2461 | \$2559 | \$2662 | \$2768 | \$2879 | \$2994 | \$3114 | \$3238 | \$3827 |



7115 Bariatric Chair

COM Yardage: Seat 1.5 Yds. / Back 1.5 Yds.

| COM | GR1 | GR2 | GR3 | GR4 | GR5 | GR6 | GR7 | GR8 | GR9 | GR10 | LEA |
|--------|--------|--------|--------|--------|--------|--------|--------|--------|--------|--------|--------|
| \$1082 | \$1157 | \$1203 | \$1252 | \$1302 | \$1354 | \$1408 | \$1464 | \$1523 | \$1584 | \$1647 | \$1947 |



7120 Add-on Arm Chair

COM Yardage: Seat 1.25 Yds. / Back 1.25 Yds.

| COM | GR1 | GR2 | GR3 | GR4 | GR5 | GR6 | GR7 | GR8 | GR9 | GR10 | LEA |
|-------|-------|-------|-------|-------|-------|-------|-------|-------|--------|--------|--------|
| \$708 | \$757 | \$788 | \$819 | \$852 | \$886 | \$921 | \$958 | \$996 | \$1036 | \$1078 | \$1274 |



7125 Add-on Bariatric Chair

COM Yardage: Seat 1.5 Yds. / Back 1.5 Yds.

| COM | GR1 | GR2 | GR3 | GR4 | GR5 | GR6 | GR7 | GR8 | GR9 | GR10 | LEA |
|-------|--------|--------|--------|--------|--------|--------|--------|--------|--------|--------|--------|
| \$950 | \$1017 | \$1057 | \$1100 | \$1144 | \$1189 | \$1237 | \$1287 | \$1338 | \$1392 | \$1447 | \$1710 |

OPTIONS

Add upcharge to list price and code to model number

| | | |
|----|-------------------------------|---------|
| FR | CA133 Fire Retardant per yard | \$90/yd |
| MB | Moisture Barrier on seat | \$125 |

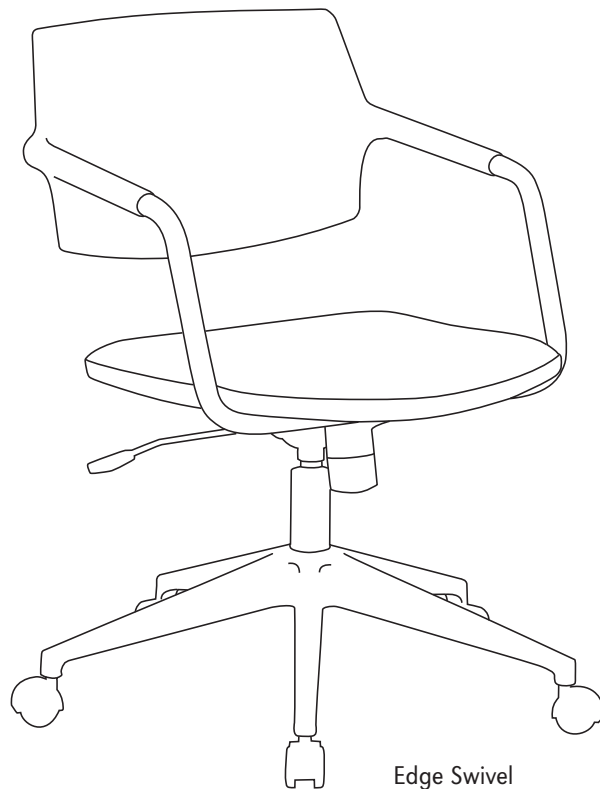
| | | |
|-----|----------------------------------|-----------|
| 2FO | Two Fabric Option | \$98 |
| PAC | Poly Arm Caps, Black or Charcoal | \$48 each |

Let ERG International help you in the decision making!

We gladly provide seating for:

- Reception Areas
- Nursing Stations
- Laboratories
- Offices
- Board Rooms
- Task Rooms
- Clerical Areas
- Specialty Bar/Counter Heights
- Many More!

Edge 190
 Ergomek 191
 Libra 193
 Origami 195
 Rewind 197
 Samba 202
 Sprint 203
 Webby 204



EDGE SWIVEL CHAIR

Edge swivel chairs have a fully upholstered seat and a flexible polypropylene backrest on a five-star swivel base. The Edge is heavy duty, capable of standing up in the toughest environments.



ORDERING INFORMATION

To Order Please Specify:

- 1) Series Name
- 2) Model Number
- 3) Quantity
- 4) Frame/ Powder Coat Finish
- 5) Polypropylene Back & Arm Color
- 6) Fabric Grade and Number
- 7) Optional Items

EDGE GENERAL SPECIFICATIONS

Upholstery

The Edge seat is fully upholstered. Seat can be upholstered with fabric, crypton, vinyl, leather or approved COM.

Arm Frame

Frame is 1" diameter, 14 gauge steel tubing. All frames are sand blasted and then powder coated for maximum paint adhesion.

Chair Control

- Pneumatic height adjustment.
- Tension adjustment.
- Swivel, tilt and lock.

COLORS / FINISHES

Arm Finish Colors:

Available in three standard powder coat colors: black, white or brushed aluminum. (no polished chrome)

Arm Cap and Backrest Colors:

- Polypropylene - Black
- Polypropylene - White
- Polypropylene - Dove Gray
- Polypropylene - Fog Gray

Base Finish Colors:

The five-star Swivel base is available in black or optional polished aluminum.

OPTIONS

- CODE: FR - CA133 Fire Retardant.
- CODE: PCS - Polished Chrome Aluminum Base and Casters.
- CODE: HK - High Chair Kit - Specify 8" or 10" piston.
- CODE: MB - Moisture Barrier.

Series Note:

For more Edge chair models - see multipurpose seating

| DIMENSIONS | five-star Swivel |
|----------------------|------------------|
| Inside Width: | 20" |
| Seat Depth | 18" |
| Seat Height: | 18-23" |
| Arm Height: | 25-30" |
| Overall Depth: | 24" |
| Overall Width: | 24" |
| Overall Height: | 32-37" |
| Qty./Wt. per carton: | 1 ea./ 38 lbs |

MODEL / DESCRIPTION / LIST PRICING



| 5026 | five-star Base Swivel Chair (no polished chrome arm/frame) | COM Yardage: 1 Yard | | | | | | | | | |
|-------|--|---------------------|-------|-------|-------|-------|-------|-------|-------|--------|--------|
| COM | GR1 | GR2 | GR3 | GR4 | GR5 | GR6 | GR7 | GR8 | GR9 | GR10 | LEA |
| \$676 | \$724 | \$752 | \$783 | \$814 | \$846 | \$880 | \$916 | \$952 | \$990 | \$1030 | \$1217 |

OPTIONS

Add upcharge to list price and code to model number

| | | |
|----|---|----------|
| FR | CA133 Fire Retardant per yard. | \$90/yd. |
| HK | High Chair Kit - Specify 8" or 10" piston | \$105 |

| | | |
|-----|---|------|
| MB | Moisture Barrier - per seat | \$68 |
| PCS | Polished Chrome Aluminum Base and Casters | \$90 |

ERGOMEK SERIES SWIVEL CHAIRS

The Ergomek Series swivel chair is available in medium back size. Outstanding quality and comfort makes the Ergomek a perfect choice for any office environment.



MEDIUM SWIVEL TASK



MEDIUM SWIVEL TASK
WITH HIGH CHAIR KIT

ORDERING INFORMATION

To Order Please Specify:

- | | |
|-----------------|--------------------------|
| 1) Series Name | 4) Fabric Grade & Number |
| 2) Model Number | 5) Optional Items |
| 3) Quantity | |

ERGOMEK GENERAL SPECIFICATIONS

Shell

All Ergomek Series chairs have plastic seat pans and back rest shells in black. Seats and backrests are highly contoured over molded foam.

Upholstery

Seats and backrest can be upholstered in choice of fabric, vinyl, crypton, leather or COM.

Features

Stools have gas cylinders with pneumatic height adjustment. five-star impact resistant plastic base in black or optional polished chrome.

Control Features for Ergomek Task Chairs:

- Pneumatic height adjustment
- Adjustable back height with automatic adjustable ratchet
- Synchronized seat and back tilt-locks into any position

Casters

Available with standard black casters.

COLORS / FINISHES

Base Finish Colors:

The five-star Swivel base is available in black or optional polished chrome.

OPTIONS

- CODE: FR - CA133 Fire Retardant.
- CODE: MB - Moisture Barrier.
- CODE: PCS - Polished Chrome Aluminum Base and Casters.
- CODE: GC - Black Glides for 5 star base.
- CODE: HK - High Chair Kit - Specify 8" or 10" piston



SWIVEL CHAIR GLIDES

| DIMENSIONS | Swivel Chair |
|----------------------|---------------|
| Seat Width: | 18.5" |
| Seat Depth: | 18" |
| Seat Height: | 18"-23" |
| Back Height: | 38"-43" |
| Arm Height: | - |
| Overall D/W: | 24" |
| Qty./Wt. per carton: | 1 ea./30 lbs. |



MEDIUM BACK TASK CHAIR

MODEL / DESCRIPTION / LIST PRICING



1830 Ergomek Medium Back Swivel Task Chair

COM Yardage: 0.75 Yard

| COM | GR1 | GR2 | GR3 | GR4 | GR5 | GR6 | GR7 | GR8 | GR9 | GR10 | LEA |
|-------|-------|-------|-------|-------|-------|-------|-------|-------|-------|-------|-------|
| \$353 | \$377 | \$393 | \$408 | \$425 | \$442 | \$459 | \$478 | \$497 | \$517 | \$537 | \$635 |

OPTIONS

Add upcharge to list price and code to model number

| | | |
|-----|---|----------|
| FR | CA 133 Fire Retardant - per yd. | \$90/yd. |
| MB | Moisture Barrier - per seat | \$68 |
| PCS | Polished Chrome Aluminum Base and Casters | \$90 |

| | | |
|----|---|-------|
| GC | Black Glides for 5 star base | \$28 |
| HK | High Chair Kit - Specify 8" or 10" piston | \$105 |



LIBRA STOOLS

The Libra Stool is available in two versions: upholstered swivel stool and upholstered stool with back. A great product for any doctors exam room. Libra stools have a five star base with casters and pneumatic height adjustment.



UPHOLSTERED SWIVEL STOOL



UPHOLSTERED STOOL WITH DEMI BACK AND OPTIONAL CHROME BASE



UPHOLSTERED STOOL WITH OPTIONAL HI-CHAIR KIT

ORDERING INFORMATION

To Order Please Specify:

- | | |
|-----------------|--------------------------|
| 1) Series Name | 4) Fabric Grade & Number |
| 2) Model Number | 5) Optional Items |
| 3) Quantity | |

LIBRA SWIVEL GENERAL SPECIFICATIONS

Upholstery

Seat is upholstered over 4" high density foam in choice of vinyl, fabric, leather, crypton or COM.

Features

Stools have gas cylinders with pneumatic height adjustment. Five-star base consists of impact resistant plastic. High chair kit features either an 8" or 10" extended piston with adjustable chrome foot ring.

Tested for **350 lbs per seat**.

Chair Control

For model 1835-D/M:

- Pneumatic height adjustment.
- Spring back and height adjustment.
- Backrest adjusts in and out.

For model 1835:

- Pneumatic height adjustment only.

COLORS / FINISHES

Base/Control Finish Colors:

Standard base and control in black . Optional polished chrome base.

OPTIONS

- CODE: FR - CA133 Fire Retardant per yard
- CODE: MB - Moisture Barrier
- CODE: GC - Black Glides for 5 star base
- CODE: HK - High Chair Kit - Specify 8" or 10" piston
- CODE: 2FO - Two Fabric Option
- CODE: PC - 5 Star Polished Chrome Base

LIBRA SWIVEL STOOLS
LIST PRICES

| DIMENSIONS | Stool | Stool with Demi Back | Stool with Medium Back |
|----------------------|---------------|----------------------|------------------------|
| Seat Width: | 16" | 16" | 16" |
| Seat Height: | 16"-21" | 16"-21" | 16"-21" |
| Overall Height: | 16"-21" | 30"-35" | 32"-37" |
| Overall Width: | 27" | 27" | 27" |
| Qty./Wt. per carton: | 1 ea./17 lbs. | 1 ea./17 lbs. | 1 ea./17 lbs. |



DEMI BACK SWIVEL STOOL WITH OPTIONAL HI-CHAIR KIT AND CHROME BASE



SWIVEL STOOL WITH MEDIUM BACK

MODEL / DESCRIPTION / LIST PRICING



1835 Swivel Stool on five-star base

COM Yardage: 0.75 Yard.

| COM | GR1 | GR2 | GR3 | GR4 | GR5 | GR6 | GR7 | GR8 | GR9 | GR10 | LEA |
|-------|-------|-------|-------|-------|-------|-------|-------|-------|-------|-------|-------|
| \$376 | \$402 | \$418 | \$435 | \$452 | \$471 | \$489 | \$509 | \$529 | \$550 | \$572 | \$677 |



1835-D Swivel Stool on five-star base with Demi Back

COM Yardage: 1.25 Yard

| COM | GR1 | GR2 | GR3 | GR4 | GR5 | GR6 | GR7 | GR8 | GR9 | GR10 | LEA |
|-------|-------|-------|-------|-------|-------|-------|-------|-------|-------|-------|-------|
| \$460 | \$492 | \$512 | \$532 | \$554 | \$576 | \$599 | \$623 | \$648 | \$673 | \$700 | \$828 |



1835-M Swivel Stool on five-star base with Medium Back

COM Yardage: 1.25 Yard

| COM | GR1 | GR2 | GR3 | GR4 | GR5 | GR6 | GR7 | GR8 | GR9 | GR10 | LEA |
|-------|-------|-------|-------|-------|-------|-------|-------|-------|-------|-------|-------|
| \$491 | \$526 | \$547 | \$569 | \$591 | \$615 | \$640 | \$665 | \$692 | \$720 | \$748 | \$885 |

OPTIONS

Add upcharge to list price and code to model number

| | | |
|-----|---------------------------------|----------|
| FR | CA 133 Fire Retardant - per yd. | \$90/yd. |
| MB | Moisture Barrier - per seat | \$68 |
| 2FO | Two Fabric Option | \$98 |

| | | |
|-----|---|-------|
| GC | Black Glides for 5 star base | \$28 |
| HK | High Chair Kit - Specify 8" or 10" piston | \$105 |
| PCS | Polished Chrome Aluminum Base and Casters | \$90 |

ORIGAMI SWIVEL CHAIR

The Origami swivel chair features polished chrome frames with polished aluminum five-star swivel base and a fully upholstered seat available in leather.

**LEATHER IN STOCK
FOR FAST DELIVERY**



FIVE-STAR HIGH BACK CHAIR



FIVE-STAR MEDIUM BACK CHAIR



BACK DETAIL

CHAIR CONTROL:



tension control adjustment

height control adjustment

push button posture control

ORDERING INFORMATION

To Order Please Specify:

- 1) Series Name
- 2) Model Number
- 3) Quantity
- 4) Optional Items

ORIGAMI GENERAL SPECIFICATIONS

Upholstery

The Origami chair is upholstered in your choice of 3 leather colors. Not available in Fabric or COM. All seats feature European stitching.

Frame/Arms

Die-cast **chrome plated aluminum.**

Base

Five-star base is standard in polished aluminum.

Casters

Self braking casters available in standard gray or optional chrome.

COLORS / FINISHES

Leather

Leather (in stock)

- Black (available in high back only)
- White
- Brown

OPTIONS

- CODE: CCS - Chrome Casters, set of 5.

Series Note:

For more Origami chair models - see multipurpose seating

| DIMENSIONS | five-star High Back | five-star Med. Back |
|----------------------|---------------------|---------------------|
| Inside Width: | 19" | 19" |
| Seat Depth: | 18" | 18" |
| Seat Height: | 18-23" | 18-23" |
| Arm Height: | 26-31" | 26-31" |
| Overall Depth: | 26" | 26" |
| Overall Width: | 26" | 26" |
| Overall Height: | 42-47" | 34-39" |
| Qty./Wt. per carton: | 1 ea./36 lbs. | 1 ea./34 lbs. |



FIVE-STAR HIGH BACK CHAIR

**LEATHER IN STOCK
FOR FAST DELIVERY**

MODEL / DESCRIPTION / LIST PRICING



2900 High Back Swivel Chair in Leather

COL & COM Yardage: N/A

Leather (in stock)
\$1173



2910 Medium Back Swivel Chair in Leather

COL & COM Yardage: N/A

Leather (in stock)
\$1065



RELATED PRODUCT
ORIGAMI VISITOR CHAIR

OPTIONS

Add upcharge to list price and code to model number

| | | |
|-----|--------------------------|------|
| CCS | Chrome Casters, Set of 5 | \$68 |
|-----|--------------------------|------|

NEW

REWIND SWIVEL SERIES

The Rewind swivel features a two piece polypropylene shell with a slotted back and a clean out feature. The slotted back design offers style and ventilation. Upholstered seat insert are available. High chair kit available in two height extensions.



ALUMINUM SWIVEL BASE



BLACK POLY 5 STAR BASE

ORDERING INFORMATION

To Order Please Specify:

- | | |
|-----------------|-------------------------------|
| 1) Series Name | 4) Fabric Grade & Number |
| 2) Model Number | 5) Optional Items |
| 3) Quantity | 6) Specify 8" or 10" high kit |

REWIND GENERAL SPECIFICATIONS

Shell

- Rewind polypropylene chairs feature a contoured, perforated backrest and waterfall design seat.
- Backrest features a slotted pattern with 1.125" x .25" rounded rectangles.
Note: Molded polypropylene material is shatter proof and scratch resistant. Gentle flex back.

Upholstery

- Seat insert is upholstered over 1/2" foam.
- Seat can be upholstered with choice of fabric, vinyl, crypton, leather or approved COM.

Five Star

- Five-star bases have gas cylinders with pneumatic height adjustment.
- High chair kit consists of 8" or 10" extended piston with adjustable chrome foot ring. (Priced in)
- **Standard dual wheel casters** or optional glides in black high impact plastic.

Chair Controls

- Swivel
- Pneumatic height adjustment
- No tilt
- Chair frame is slightly tilted for seating comfort

COLORS / FINISHES

Base Finish Colors:

Standard polished aluminum 5-star base.

Optional powder coat color matched base available with upcharge.
Optional impact resistant black poly 5-star base.

8 Shell Colors with Matching Color Arms:

- | | |
|------------|-------------|
| • Black | • White |
| • Beige | • Navy Blue |
| • Charcoal | • Red |
| • Yellow | • Green |

Optional Color Match Base Colors:

- | | |
|-------------|-----------------|
| • Black | • Canary Yellow |
| • White | • Charcoal |
| • Navy Blue | • Liberty Red |

Note: 6 chair minimum for color matched base option.

To be the same powder coat color for all six.

OPTIONS

- CODE: FR - CA133 Fire Retardant.
- CODE: MB - Moisture Barrier.
- CODE: CM5 - Color Match Base
- CODE: B5 - Impact Resistant Black Poly Base
- CODE: GC - Black Glides for 5 star base.
- CODE: CAS - Two-Tone Self Braking Casters



STANDARD ALUMINUM SWIVEL BASE



SWIVEL CHAIR GLIDES

| DIMENSIONS | Swivel | Swivel w/ Arms |
|----------------------|---------------|----------------|
| Seat Width: | 17.5" | 19.75" |
| Seat Depth: | 18" | 18" |
| Seat Height: | 15.5" - 20.5" | 15.5" - 20.5" |
| Arm Height | - | 29.5" - 34.5" |
| Back Height: | 30" - 35" | 30" - 35" |
| Overall Width: | 26.25" | 26.25" |
| Overall Depth: | 26.25" | 26.25" |
| Qty./Wt. per carton: | 1 ea./25 lbs. | 1 ea./25 lbs. |

Note: For more details on Rewind Swivel see Swivel Section



SWIVEL CHAIR WITH STANDARD ALUMINUM BASE



SWIVEL ARM CHAIR WITH OPTIONAL COLOR MATCHED 5-STAR BASE AND OPTIONAL TWO TONE SELF BRAKING CASTERS

MODEL / DESCRIPTION / LIST PRICING



7624 Swivel Chair

Chair
\$433



7625 Swivel Chair - Upholstered Seat Insert

COM Yardage: 0.75 Yard

| COM | GR1 | GR2 | GR3 | GR4 | GR5 | GR6 | GR7 | GR8 | GR9 | GR10 | LEA |
|-------|-------|-------|-------|-------|-------|-------|-------|-------|-------|-------|-------|
| \$525 | \$562 | \$584 | \$608 | \$632 | \$657 | \$683 | \$711 | \$739 | \$769 | \$800 | \$945 |



7628 Swivel Arm Chair

Chair
\$546




7629 Swivel Arm Chair - Upholstered Seat Insert

COM Yardage: 0.75 Yard

| COM | GR1 | GR2 | GR3 | GR4 | GR5 | GR6 | GR7 | GR8 | GR9 | GR10 | LEA |
|-------|-------|-------|-------|-------|-------|-------|-------|-------|-------|-------|--------|
| \$608 | \$651 | \$677 | \$704 | \$732 | \$761 | \$791 | \$823 | \$856 | \$890 | \$926 | \$1094 |

8 PLASTIC SHELL COLORS



OPTIONS

Add upcharge to list price and code to model number

| | | |
|-----|--------------------------------|----------|
| FR | CA133 Fire Retardant per yard. | \$90/yd. |
| MB | Moisture Barrier - Per Seat | \$68 |
| CM5 | Color Match Base | \$28 |

| | | |
|-----|---|-------------------------|
| B5 | Impact Resistant Black Poly Base | deduct \$28 list |
| GC | Black Glides for 5 star base | \$28 |
| CAS | Two-Tone Self Braking Casters | \$28 |

| DIMENSIONS | H8 | H8 with Arms | H10 | H10 with Arms |
|----------------------|---------------|---------------|---------------|---------------|
| Seat Width: | 17.5" | 19.75" | 17.5" | 19.75" |
| Seat Depth: | 18" | 18" | 18" | 18" |
| Seat Height: | 21.5 - 29" | 21.5 - 29" | 26" - 36" | 26" - 36" |
| Arm Height | - | 30.5" - 38" | - | 35" - 45" |
| Back Height: | 37" - 44.5" | 37" - 44.5" | 41.5" - 51.5" | 41.5" - 51.5" |
| Overall Width: | 26.25" | 26.25" | 26.25" | 26.25" |
| Overall Depth: | 26.25" | 26.25" | 26.25" | 26.25" |
| Qty./Wt. per carton: | 1 ea./28 lbs. | 1 ea./28 lbs. | 1 ea./28 lbs. | 1 ea./28 lbs. |



SWIVEL ARM CHAIR WITH HI-CHAIR KIT AND STANDARD ALUMINUM BASE AND OPTIONAL TWO TONE SELF BRAKING CASTERS

MODEL / DESCRIPTION / LIST PRICING



7624-H8
7624-H10 Swivel Chair with High Chair Kit

Chair
\$548



7625-H8
7625-H10 Swivel Chair with High Chair Kit - Upholstered Seat Insert

COM Yardage: 0.75 Yard

| COM | GR1 | GR2 | GR3 | GR4 | GR5 | GR6 | GR7 | GR8 | GR9 | GR10 | LEA |
|-------|-------|-------|-------|-------|-------|-------|-------|-------|-------|-------|--------|
| \$639 | \$684 | \$712 | \$740 | \$770 | \$800 | \$832 | \$866 | \$900 | \$936 | \$974 | \$1151 |



7628-H8
7628-H10 Swivel Arm Chair with High Chair Kit

Chair
\$630



7629-H8
7629-H10 Swivel Arm Chair with High Chair Kit - Upholstered Seat Insert

COM Yardage: 0.75 Yard

| COM | GR1 | GR2 | GR3 | GR4 | GR5 | GR6 | GR7 | GR8 | GR9 | GR10 | LEA |
|-------|-------|-------|-------|-------|-------|-------|-------|--------|--------|--------|--------|
| \$722 | \$773 | \$804 | \$836 | \$869 | \$904 | \$940 | \$978 | \$1017 | \$1058 | \$1100 | \$1300 |

8 PLASTIC SHELL COLORS



OPTIONS

Add upcharge to list price and code to model number

| | | |
|-----|--------------------------------|----------|
| FR | CA133 Fire Retardant per yard. | \$90/yd. |
| MB | Moisture Barrier - Per Seat | \$68 |
| CM5 | Color Match Base | \$28 |

| | | |
|-----|---|-------------------------|
| B5 | Impact Resistant Black Poly Base | deduct \$28 list |
| GC | Black Glides for 5 star base | \$28 |
| CAS | Two-Tone Self Braking Casters | \$28 |



SWIVEL RED ARM CHAIR WITH
COLOR MATCHED PAINTED ALUMINUM BASE



SWIVEL YELLOW ARM CHAIR WITH
COLOR MATCHED PAINTED ALUMINUM BASE



SWIVEL NAVY BLUE ARM CHAIR WITH
COLOR MATCHED PAINTED ALUMINUM BASE

OPTIONAL COLOR MATCHED BASES AVAILABLE IN THESE SIX COLORS

(PLEASE SEE DETAILS ON FRONT PAGE)



SWIVEL BLACK ARM CHAIR WITH
COLOR MATCHED PAINTED ALUMINUM BASE



SWIVEL WHITE ARM CHAIR WITH
COLOR MATCHED PAINTED ALUMINUM BASE



SWIVEL CHARCOAL ARM CHAIR WITH
COLOR MATCHED PAINTED ALUMINUM BASE



SAMBA SWIVEL CHAIR

The Samba features a fully upholstered seat over a tubular steel frame with cold injected urethane foam on a polished aluminum five-star swivel base.



SAMBA SWIVEL ARM CHAIR



SAMBA SWIVEL ARM CHAIR HIGHCHAIR KIT

ORDERING INFORMATION

To Order Please Specify:

- 1) Series Name
- 2) Model Number
- 3) Quantity
- 4) Fabric Grade and Number
- 5) Optional Items

SAMBA GENERAL SPECIFICATIONS

Upholstery

The Samba is fully upholstered and available with fabric, crypton, vinyl or approved COM. Fabric must be pre-approved, please contact customer service.

Seat Frame

Tubular steel frame with cold injected urethane foam.

Base

Five-star base is standard in polished aluminum with gray center casters. High chair kit consists of an 8" or 10" extended piston with an adjustable chrome foot ring.

Sit/Posture

Remarkably quite comfortable.

COM Fabric Testing

Due to the complexity of the upholstery process of the Samba Swivel, please submit your COM for testing. A 10"x10" is required.

OPTIONS

- CODE: FR - CA133 Fire Retardant.
- CODE: MB - Moisture Barrier.
- CODE: HK - High Chair Kit - Specify 8" or 10" piston.
- CODE: GC - Black Glides for 5 star base.
- CODE: CAS-C - Chrome Casters for 5-Star base.
- CODE: TFT1 - Tufting - Single Back



DIAMOND TUFTING
DETAIL ON BACK

Series Note:

For more Samba chair models - see multipurpose seating



STANDARD
GRAY CASTERS



OPTIONAL
CHROME CASTERS

| DIMENSIONS | five-star Swivel |
|----------------------|------------------|
| Inside Width: | 17" |
| Seat Height: | 16"-21" |
| Arm Height: | 23"-28" |
| Overall Depth: | 26.5" |
| Overall Width: | 26.5" |
| Overall Height: | 29"-34" |
| Qty./Wt. per carton: | 1 ea./44 lbs |

MODEL / DESCRIPTION / LIST PRICING



5035 five-star Swivel Chair

COM Yardage: 2.5 est. yards

| COM | GR1 | GR2 | GR3 | GR4 | GR5 | GR6 | GR7 | GR8 | GR9 | GR10 | LEA |
|-------|--------|--------|--------|--------|--------|--------|--------|--------|--------|--------|--------|
| \$975 | \$1044 | \$1085 | \$1129 | \$1174 | \$1221 | \$1270 | \$1321 | \$1373 | \$1428 | \$1486 | \$1756 |

OPTIONS

Add upcharge to list price and code to model number

| | | | | | |
|----|---|----------|-------|--------------------------------|------|
| FR | CA133 Fire Retardant - per yard | \$90/yd. | GC | Black Glides for 5 star base | \$28 |
| MB | Moisture Barrier - per seat. | \$68 | CAS-C | Chrome Casters for 5 star base | \$68 |
| HK | High Chair Kit - Specify 8" or 10" piston | \$105 | TFT1 | Tufting - Single Back | \$96 |

SPRINT SWIVEL CHAIR

The Sprint features upholstered seat and back with a black plastic shell and black nylon five-star base. Optional fixed or adjustable height arms are available.



SPRINT SWIVEL CHAIR

ORDERING INFORMATION

To Order Please Specify:

- 1) Series Name
- 2) Model Number
- 3) Quantity
- 4) Fabric Grade and Number
- 5) Optional Items

SPRINT GENERAL SPECIFICATIONS

Upholstery

The Sprint seat and back are fully upholstered. Can be upholstered with fabric, crypton, vinyl, leather or approved COM.

Chair Control

- Pneumatic height adjustment.
- Backrest tension knob adjustment & lock.
- 2-position arm width.

COLORS / FINISHES

Frame Finish Colors:

- Black

Arm Colors:

- Black

OPTIONS

- CODE: FR - CA133 Fire Retardant.
- CODE: MB - Moisture Barrier.
- CODE: PCS - Polished Chrome Aluminum Base and Casters.
- CODE: GC - Black Glides for 5 star base.
- CODE: TARM - Adjustable Height T-Arm - Pair.
- CODE: LARM - Fixed Loop Arm - Pair.



ADJUSTABLE HEIGHT T-ARM



FIXED LOOP ARM

| DIMENSIONS | five-star Swivel |
|----------------------|------------------|
| Inside Width: | 20" |
| Seat Depth | 18" |
| Seat Height: | 17.5-22.5" |
| Arm Height: | 24-29" |
| Overall Depth: | 27" |
| Overall Width: | 27" |
| Overall Height: | 37-42" |
| Qty./Wt. per carton: | 1 ea./40 lbs. |

MODEL / DESCRIPTION / LIST PRICING



2890 five-star Base Swivel Chair

COM Yardage: 1 Yard.

| COM | GR1 | GR2 | GR3 | GR4 | GR5 | GR6 | GR7 | GR8 | GR9 | GR10 | LEA |
|-------|-------|-------|-------|-------|-------|-------|-------|-------|-------|-------|-------|
| \$314 | \$336 | \$349 | \$363 | \$378 | \$393 | \$409 | \$425 | \$442 | \$460 | \$478 | \$565 |

OPTIONS

Add upcharge to list price and code to model number

| | | | | | |
|-----|---|----------|------|--------------------------------|-------|
| FR | CA133 Fire Retardant - per yard | \$90/yd. | TARM | Adjustable Height T-Arm - Pair | \$115 |
| MB | Moisture Barrier - per seat. | \$68 | LARM | Fixed Loop Arm - Pair | \$85 |
| PCS | Polished Chrome Aluminum Base and Casters | \$90 | | | |

WEBBY SWIVEL SERIES

The Webby series swivel chairs with nylon shell are available armless or with elliptical arms. Upholstered seat insert and upholstered inserts on seat and back are available. High chair kit available in two height extensions.



SWIVEL CHAIR



SWIVEL CHAIR
W/ ELLIPTICAL ARMS

ORDERING INFORMATION

To Order Please Specify:

- | | |
|----------------------|--------------------------|
| 1) Series Name | 5) Epoxy Color |
| 2) Model Number | 6) Fabric Grade & Number |
| 3) Quantity | 7) Optional Items |
| 4) Nylon Shell Color | 8) Powdercoat Arm Color |

WEBBY TASK GENERAL SPECIFICATIONS

Shell

Webby has a single-piece contoured shell made of 100% nylon with natural built-in flex motion. Shell is flame retardant. Choose from 9 nylon shell color choices.

Upholstery

Upholstered seat and back inserts are applied over molded plastic and attached to nylon shell with metal T-nuts. Seat and Back can be upholstered with choice of fabric, vinyl, crypton, leather or approved COM.

Features

Swivel chairs have a gas cylinder with pneumatic height adjustment. Swivel chairs are standard with a five-star impact resistant plastic base and dual wheel casters.

Arm Caps

Swivel chairs with elliptical arms come standard with arm caps made of soft polyurethane, available in Black, Grey or Charcoal, please specify color when ordering.

Five Star

Five-star bases have gas cylinders with pneumatic height adjustment. Impact resistant plastic base in black or optional chrome base. High chair kit consists of 8" or 10" extended piston with adjustable chrome foot ring. Standard dual wheel casters or optional glides in black high impact plastic.

Chair Controls

- Swivel
- Pneumatic height adjustment
- Backward tilt - free float
- Elliptical arm color choose from standard powdercoat finishes

COLORS / FINISHES

Nylon Shell Colors:

- | | |
|---------------|-------------|
| • Black | • Grey |
| • Charcoal | • White |
| • Navy Blue | • Persimmon |
| • Apple Green | |

OPTIONS

- CODE: FR - CA133 Fire Retardant.
- CODE: MB - Moisture Barrier.
- CODE: PCS - Polished Chrome Aluminum Base and Casters.
- CODE: GC - Black Glides for 5 star base.
- CODE: HK - High Chair Kit - Specify 8" or 10" piston
- CODE: BCS - Black Aluminum Swivel Base and Casters
- CODE: 2FO - Two Fabric Option.

Series Note:

For more Webby chair models - see multipurpose seating



Glides
Detail

| DIMENSIONS | Task Chair w/Arms |
|----------------------|-------------------|
| Seat Width: | 18" |
| Seat Depth: | 17" |
| Seat Height: | 17" - 22" |
| Arm Height: | 25" - 30" |
| Back Height: | 31-36" |
| Overall Width: | 24" |
| Overall Depth: | 24" |
| Qty./Wt. per carton: | 1 ea./25 lbs. |



SWIVEL TASK CHAIR WITH OPTIONAL HIGH KIT



SWIVEL TASK CHAIR WITH ELLIPTICAL ARMS AND OPTIONAL HIGH KIT

MODEL / DESCRIPTION / LIST PRICING



340 Swivel Task Chair

NYLON
\$544



340/SI Swivel Task Chair - Upholstered Seat Insert

COM Yardage: 0.75 Yard

| COM | GR1 | GR2 | GR3 | GR4 | GR5 | GR6 | GR7 | GR8 | GR9 | GR10 | LEA |
|-------|-------|-------|-------|-------|-------|-------|-------|-------|-------|-------|--------|
| \$626 | \$670 | \$696 | \$724 | \$753 | \$783 | \$815 | \$847 | \$881 | \$916 | \$953 | \$1126 |



340/S Swivel Task Chair - Upholstered Inserts on Seat & Back

COM Yardage: 0.75 Yard

| COM | GR1 | GR2 | GR3 | GR4 | GR5 | GR6 | GR7 | GR8 | GR9 | GR10 | LEA |
|-------|-------|-------|-------|-------|-------|-------|-------|-------|--------|--------|--------|
| \$710 | \$759 | \$790 | \$821 | \$854 | \$888 | \$924 | \$961 | \$999 | \$1039 | \$1081 | \$1278 |



340E Swivel Task Chair with Elliptical Arms

NYLON
\$762



340E/SI Swivel Task Chair with Elliptical Arms - Upholstered Seat Insert

COM Yardage: 0.75 Yard

| COM | GR1 | GR2 | GR3 | GR4 | GR5 | GR6 | GR7 | GR8 | GR9 | GR10 | LEA |
|-------|-------|-------|-------|--------|--------|--------|--------|--------|--------|--------|--------|
| \$845 | \$904 | \$941 | \$978 | \$1017 | \$1058 | \$1100 | \$1144 | \$1190 | \$1238 | \$1287 | \$1521 |



340E/S Swivel Task Chair with Elliptical Arms - Upholstered Inserts on Seat & Back

COM Yardage: 0.75 Yard

| COM | GR1 | GR2 | GR3 | GR4 | GR5 | GR6 | GR7 | GR8 | GR9 | GR10 | LEA |
|-------|-------|--------|--------|--------|--------|--------|--------|--------|--------|--------|--------|
| \$929 | \$994 | \$1034 | \$1075 | \$1118 | \$1163 | \$1210 | \$1258 | \$1308 | \$1361 | \$1415 | \$1673 |

OPTIONS

Add upcharge to list price and code to model number

| | | |
|-----|---|----------|
| FR | CA133 Fire Retardant - per yard | \$90/yd. |
| MB | Moisture Barrier - per seat | \$68 |
| PCS | Polished Chrome Aluminum Base and Casters | \$90 |
| GC | Black Glides for 5 star bas. | \$28 |

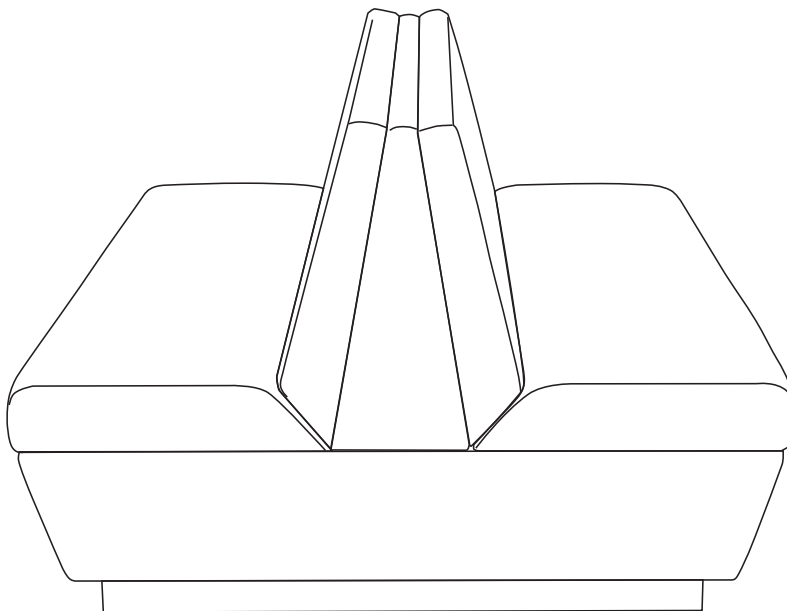
| | | |
|-----|---|-------|
| HK | High Chair Kit - Specify 8" or 10" piston | \$105 |
| BCS | Black Aluminum Swivel Base and Casters | \$60 |
| 2FO | Two Fabric Option | \$98 |

Let ERG International help you in the decision making!

We gladly provide furniture for:

- Food Courts
- Student Cafeterias
- Corporate Dining
- Healthcare Food Services
- Bars, Cafés, Restaurants
- Public Eateries, Museums, Sports Arenas
- Government/Public Spaces and a lot more!


Aristo208
 Malibu 210
 Napoli 214
 Palermo 219
 Raven 222
 Symphony.....228
 Tivoli.....232
 Verona236



ARISTO SERIES

The Aristo Series features a sanded and stained hardwood frame and back. Seats and backs can be upholstered with your choice of fabric over high density foam.

**Finished in
Natural Hardwood
Sanded and Stained**



ARISTO BANQUETTE

ORDERING INFORMATION

- | | |
|--------------------------|-------------------------------|
| 1) Series Name | 5) Wood Stain Color Selection |
| 2) Model Number | 6) Plinth Base Finish |
| 3) Quantity | 7) Optional Items |
| 4) Fabric Grade & Number | |

ARISTO BANQUETTE SPECIFICATIONS

Upholstery

Seat and back are covered in choice of fabric, vinyl, crypton, leather or COM. ERG uses only water based glues and adhesives in our upholstery process.

Frame Construction

The Aristo frame is made of hand sanded multi-ply hardwood. All foam is fully bonded to frame. Seat cushions are 5" graded high resiliency (H.R.) block foam with back 2" (H.R.) foam, covered entirely with special bonded polyester fiber to protect final upholstery.

Plinth Base

The standard recessed base is available in a choice of laminate or unfinished so that you can add your own cove base or carpet.

Anchoring

Aristo dining benches are easy to anchor to the floor. Floor mount instructions can be provided by customer service. Hardware for anchoring bench to the floor is not included.

Note:

Please allow extra fabric for repeat design.

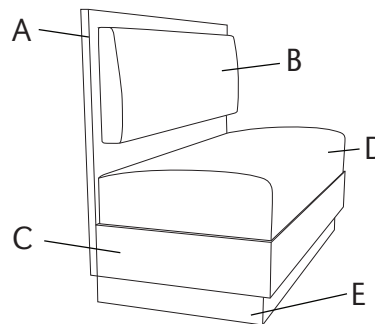
COLORS / FINISHES

Wood Stain Colors:

Standard transparent wood stain colors.

OPTIONS

- CODE: FR - CA133 Fire Retardant.
- CODE: MB -Moisture Barrier.
- CODE: 2FO - Two Fabric Option.
- CODE: TT - Contrasting wood stain colors for frame and back.
- CODE: CO - Clean Out.
- CODE: PIP - Piping on edge of upholstery section, back or bench
- CODE: UFB - Unfinished Plinth Base.



- A - Frame Back Panel - Choice of wood stain color
- B - Seat Back - Choice of fabrics
- C - Frame Seat - Choice of wood stain color
- D - Seat - Choice of fabrics
- E - Recessed Base - Specify unfinished or laminate

| DIMENSIONS | Straight Banquette | Back to Back Banquette |
|-----------------|--------------------|------------------------|
| Seat Depth: | 20" | 20" |
| Seat Height: | 18" | 18" |
| Overall Depth: | 24" | 47" |
| Overall Width: | 48", 60", 72" | 48", 60", 72" |
| Overall Height: | 43" | 43" |
| Qty./Wt.: | 1 ea./150 lbs. | 1 ea./300 lbs. |



ARISTO BACK TO BACK BANQUETTE

MODEL / DESCRIPTION / LIST PRICING



4850 48" Banquette

COM Yardage: Total: 4.5 Yds. / Back: 2 Yds. / Seat: 2.5 Yds.


| COM | GR1 | GR2 | GR3 | GR4 | GR5 | GR6 | GR7 | GR8 | GR9 | GR10 | LEA |
|--------|--------|--------|--------|--------|--------|--------|--------|--------|--------|--------|--------|
| \$4011 | \$4292 | \$4463 | \$4642 | \$4828 | \$5021 | \$5222 | \$5430 | \$5648 | \$5874 | \$6109 | \$7220 |



4852 60" Banquette

COM Yardage: Total: 5.75 Yds. / Back: 2.75 Yds. / Seat: 3 Yds.

| COM | GR1 | GR2 | GR3 | GR4 | GR5 | GR6 | GR7 | GR8 | GR9 | GR10 | LEA |
|--------|--------|--------|--------|--------|--------|--------|--------|--------|--------|--------|---------|
| \$5923 | \$6338 | \$6591 | \$6855 | \$7129 | \$7414 | \$7711 | \$8019 | \$8340 | \$8674 | \$9020 | \$10661 |



4854 72" Banquette

COM Yardage: Total: 6.5 Yds. / Back: 3 Yds. / Seat: 3.5 Yds.

| COM | GR1 | GR2 | GR3 | GR4 | GR5 | GR6 | GR7 | GR8 | GR9 | GR10 | LEA |
|--------|--------|--------|--------|--------|---------|---------|---------|---------|---------|---------|---------|
| \$8022 | \$8584 | \$8927 | \$9284 | \$9655 | \$10042 | \$10443 | \$10861 | \$11295 | \$11747 | \$12217 | \$14440 |



4856 48" Back-to-Back Banquette

COM Yardage: Total: 9 Yds. / Back: 4 Yds. / Seat: 5 Yds.

| COM | GR1 | GR2 | GR3 | GR4 | GR5 | GR6 | GR7 | GR8 | GR9 | GR10 | LEA |
|--------|--------|--------|--------|--------|--------|--------|---------|---------|---------|---------|---------|
| \$7621 | \$8154 | \$8481 | \$8820 | \$9173 | \$9539 | \$9921 | \$10318 | \$10731 | \$11160 | \$11606 | \$13718 |

4858 60" Back-to-Back Banquette

COM Yardage: Total: 11.5 Yds. / Back: 5.5 Yds. / Seat: 6 Yds.

| COM | GR1 | GR2 | GR3 | GR4 | GR5 | GR6 | GR7 | GR8 | GR9 | GR10 | LEA |
|---------|---------|---------|---------|---------|---------|---------|---------|---------|---------|---------|---------|
| \$11250 | \$12037 | \$12519 | \$13019 | \$13540 | \$14082 | \$14645 | \$15231 | \$15840 | \$16474 | \$17133 | \$20249 |

4860 72" Back-to-Back Banquette

COM Yardage: Total: 13 Yds. / Back: 6 Yds. / Seat: 7 Yds.

| COM | GR1 | GR2 | GR3 | GR4 | GR5 | GR6 | GR7 | GR8 | GR9 | GR10 | LEA |
|---------|---------|---------|---------|---------|---------|---------|---------|---------|---------|---------|---------|
| \$15242 | \$16309 | \$16961 | \$17640 | \$18345 | \$19079 | \$19842 | \$20636 | \$21461 | \$22320 | \$23212 | \$27435 |

OPTIONS

Add upcharge to list price and code to model number

| | | |
|-----|------------------------------------|------------|
| FR | CA133 Fire Retardant per yard | \$90/yd. |
| MB | Moisture Barrier - up to 60" width | \$125 each |
| MB | Moisture Barrier - over 60" width | \$200 each |
| 2FO | Two Fabric Option | \$98 |
| TT | Contrasting Wood Stain Colors | \$180 |

| | | |
|-----|--|-------------|
| CO | Clean Out - up to 60" width | \$250 |
| CO | Clean Out - over 60" width | \$350 |
| PIP | Piping horizontally & vertically - per bench or back | \$60 |
| UFB | Unfinished Plinth Base | Deduct \$80 |

MALIBU BANQUETTE

The Malibu banquette offers the utmost in seating style and comfort. Malibu banquettes pair perfectly with any dining space and coordinate with our Malibu modular lounge.



60" BANQUETTE
TWO FABRIC OPTION



48" BACK TO BACK BANQUETTE
TWO FABRIC OPTION

ORDERING INFORMATION

- | | |
|-----------------------------|-------------------------------|
| 1) Series Name | 5) Powder Coat Color for Legs |
| 2) Model Number | 6) Optional Items / Colors |
| 3) Quantity | |
| 4) Fabric Grade & Number(s) | |

SPECIFICATIONS

Frame

- Multi-ply hardwood
- Tongue and groove construction nailed and glued

Seat/Foam

- No-sag springs w/ helicoil attachment
- High resiliency foam construction throughout
- All foam bonded to frame

Legs

- Fabricated steel 8.5" tall legs are sand blasted prior to paint

COLORS / FINISHES

- Standard powder coat colors or optional polished chrome legs
- Optional wood legs available in standard wood stain colors

OPTIONS

- CODE: FR - CA133 Fire Retardant.
- CODE: MB - Moisture Barrier.
- CODE: PC - Polished Chrome Legs.
- CODE: WOD-M4 - Solid Maple Wood Legs, set of four.
- CODE: WOD-M6 - Solid Maple Wood Legs, set of six.
- CODE: 2FO - Two Fabric Option.
- CODE: GD - Ganging Brackets (Necessary when ganging two or more modules together).

Note: Factory installed power/data available, see accessories section for details and pricing.



OPTIONAL POLISHED CHROME LEGS




OPTIONAL WOOD LEGS



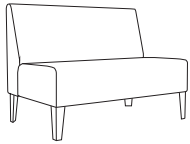
TWO FABRIC OPTION

| DIMENSIONS | Straight Banquette |
|-----------------|--------------------|
| Seat Depth: | 20" |
| Seat Height: | 18" |
| Overall Depth: | 27" |
| Overall Width: | 48, 60, 72" |
| Overall Height: | 33" |
| Qty./Wt.: | 1 ea./150 lbs. |



MALIBU 72" BANQUETTE

MODEL / DESCRIPTION / LIST PRICING



8500 48" Straight Banquette COM Yardage: Total: 6 Yds. / Back: 3.5 Yds. / Seat: 2.5 Yds.

| COM | GR1 | GR2 | GR3 | GR4 | GR5 | GR6 | GR7 | GR8 | GR9 | GR10 | LEA |
|--------|--------|--------|--------|--------|--------|--------|--------|--------|--------|--------|--------|
| \$2393 | \$2560 | \$2663 | \$2769 | \$2880 | \$2995 | \$3115 | \$3240 | \$3369 | \$3504 | \$3644 | \$4307 |

8502 60" Straight Banquette COM Yardage: Total: 7 Yds. / Back: 4 Yds. / Seat: 3 Yds.

| COM | GR1 | GR2 | GR3 | GR4 | GR5 | GR6 | GR7 | GR8 | GR9 | GR10 | LEA |
|--------|--------|--------|--------|--------|--------|--------|--------|--------|--------|--------|--------|
| \$3057 | \$3271 | \$3401 | \$3537 | \$3679 | \$3826 | \$3979 | \$4138 | \$4304 | \$4476 | \$4655 | \$5502 |

8504 72" Straight Banquette COM Yardage: Total: 8.5 Yds. / Back: 5 Yds. / Seat: 3.5 Yds.

| COM | GR1 | GR2 | GR3 | GR4 | GR5 | GR6 | GR7 | GR8 | GR9 | GR10 | LEA |
|--------|--------|--------|--------|--------|--------|--------|--------|--------|--------|--------|--------|
| \$3901 | \$4174 | \$4341 | \$4514 | \$4695 | \$4883 | \$5078 | \$5281 | \$5492 | \$5712 | \$5941 | \$7021 |

OPTIONS

Add upcharge to list price and code to model number

| | | |
|-----|------------------------------------|----------------|
| FR | CA133 Fire Retardant per yard | \$90/yd. |
| MB | Moisture Barrier - up to 60" width | \$125 per unit |
| MB | Moisture Barrier - over 60" width | \$200 per unit |
| 2FO | Two Fabric Option | \$98 |


| | | |
|--------|-------------------------------------|--------------|
| GD | Ganging Brackets | \$52 |
| PC | Polished Chrome Legs | \$35 per leg |
| WOD-M4 | Solid Maple Wood Legs - set of four | \$96 |

| DIMENSIONS | Back-to-Back Banquette |
|-----------------|------------------------|
| Seat Depth: | 20" |
| Seat Height: | 18" |
| Overall Depth: | 52" |
| Overall Width: | 48, 60, 72" |
| Overall Height: | 33" |
| Qty./Wt.: | 1 ea./280 lbs. |



MALIBU 60" BACK-TO-BACK BANQUETTE

MODEL / DESCRIPTION / LIST PRICING



8505 48" Back-to-Back Banquette

COM Yardage: Total: 8.75 Yds. / Back: 4 Yds. / Seat: 4.75 Yds.

| COM | GR1 | GR2 | GR3 | GR4 | GR5 | GR6 | GR7 | GR8 | GR9 | GR10 | LEA |
|--------|--------|--------|--------|--------|--------|--------|--------|--------|--------|--------|--------|
| \$4544 | \$4863 | \$5057 | \$5259 | \$5470 | \$5688 | \$5916 | \$6153 | \$6399 | \$6655 | \$6921 | \$8180 |

8507 60" Back-to-Back Banquette

COM Yardage: Total: 10.5 Yds. / Back: 4.5 Yds. / Seat: 6 Yds.

| COM | GR1 | GR2 | GR3 | GR4 | GR5 | GR6 | GR7 | GR8 | GR9 | GR10 | LEA |
|--------|--------|--------|--------|--------|--------|--------|--------|--------|--------|--------|---------|
| \$5807 | \$6213 | \$6461 | \$6720 | \$6989 | \$7268 | \$7559 | \$7861 | \$8176 | \$8503 | \$8843 | \$10452 |

8509 72" Back-to-Back Banquette

COM Yardage: Total: 11.5 Yds. / Back: 5 Yds. / Seat: 6.5 Yds.

| COM | GR1 | GR2 | GR3 | GR4 | GR5 | GR6 | GR7 | GR8 | GR9 | GR10 | LEA |
|--------|--------|--------|--------|--------|--------|--------|---------|---------|---------|---------|---------|
| \$7410 | \$7929 | \$8246 | \$8576 | \$8919 | \$9275 | \$9646 | \$10032 | \$10433 | \$10851 | \$11285 | \$13338 |

OPTIONS

Add upcharge to list price and code to model number

| | | |
|-----|------------------------------------|----------------|
| FR | CA133 Fire Retardant per yard | \$90/yd. |
| MB | Moisture Barrier - up to 60" width | \$125 per unit |
| MB | Moisture Barrier - over 60" width | \$200 per unit |
| 2FO | Two Fabric Option | \$98 |

| | | |
|--------|------------------------------------|--------------|
| GD | Ganging Brackets | \$52 |
| PC | Polished Chrome Legs | \$35 per leg |
| WOD-M6 | Solid Maple Wood Legs - set of six | \$144 |

PRIVACY PANELS ONLY

| DIMENSIONS | 48" Wide Privacy Panel | 60" Wide Privacy Panel | 72" Wide Privacy Panel |
|---------------|------------------------|------------------------|------------------------|
| Panel Depth: | 1.25" | 1.25" | 1.25" |
| Panel Width: | 48" | 60" | 72" |
| Panel Height: | 48" | 48" | 48" |

UPHOLSTERED
PRIVACY PANEL

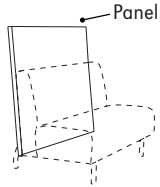


NAPOLI BANQUETTE



1/2" THICK ACRYLIC
PRIVACY PANELS AVAILABLE

MODEL / DESCRIPTION / LIST PRICING



360P 48" Wide Privacy Panel Only

COM Yardage: Total: 3 Yds. (Please allow extra fabric for repeat design.)

| COM | GR1 | GR2 | GR3 | GR4 | GR5 | GR6 | GR7 | GR8 | GR9 | GR10 | LEA |
|----------|-------|-------|--------|-------|-------|---------|--------|--------|--------|--------|--------|
| \$791 | \$846 | \$880 | \$915 | \$952 | \$990 | \$1029 | \$1070 | \$1113 | \$1158 | \$1204 | \$1423 |
| LAMINATE | | | VENEER | | | ACRYLIC | | | | | |
| \$710 | | | \$1676 | | | CALL | | | | | |

362P 60" Wide Privacy Panel Only

COM Yardage: Total: 4 Yds. (Please allow extra fabric for repeat design.)

| COM | GR1 | GR2 | GR3 | GR4 | GR5 | GR6 | GR7 | GR8 | GR9 | GR10 | LEA |
|----------|--------|--------|--------|--------|--------|---------|--------|--------|--------|--------|--------|
| \$1043 | \$1116 | \$1160 | \$1207 | \$1255 | \$1305 | \$1357 | \$1412 | \$1468 | \$1527 | \$1588 | \$1877 |
| LAMINATE | | | VENEER | | | ACRYLIC | | | | | |
| \$928 | | | \$2156 | | | CALL | | | | | |

365P 72" Wide Privacy Panel Only

COM Yardage: Total: 5 Yds. (Please allow extra fabric for repeat design.)

| COM | GR1 | GR2 | GR3 | GR4 | GR5 | GR6 | GR7 | GR8 | GR9 | GR10 | LEA |
|----------|--------|--------|--------|--------|--------|---------|--------|--------|--------|--------|--------|
| \$1277 | \$1366 | \$1421 | \$1478 | \$1537 | \$1598 | \$1662 | \$1729 | \$1798 | \$1870 | \$1944 | \$2298 |
| LAMINATE | | | VENEER | | | ACRYLIC | | | | | |
| \$1129 | | | \$2531 | | | CALL | | | | | |



MALIBU BANQUETTE
ACRYLIC PRIVACY PANEL



RAVEN BANQUETTES
LAMINATE PRIVACY PANEL



TIVOLI BANQUETTE
VENEER PRIVACY PANEL

NAPOLI SERIES

The Napoli Banquette series has several standard upholstery designs and includes a table series. Seats and backs can be upholstered with matching fabrics, or choose an optional two tone or vinyl and fabric combination to match any color scheme.



NAPOLI SINGLE FABRIC BANQUETTE WITH NAPOLI FLOOR MOUNT TABLE



NAPOLI BANQUETTE WITH PRIVACY PANEL

ORDERING INFORMATION

- | | |
|--------------------------|-------------------------------|
| 1) Series Name | 6) Contrasting Fabrics |
| 2) Model Number | 7) Back Fabric Design Options |
| 3) Size | 8) Plinth Base Finish |
| 4) Quantity | 9) Optional Items |
| 5) Fabric Grade & Number | |

NAPOLI BANQUETTE SPECIFICATIONS

Upholstery

Seat and back are covered in choice of fabric, vinyl, crypton, leather or COM. All foam is fully bonded to frame. Seat cushions are 5" graded high resiliency (H.R.) block foam with back 2.5" (H.R.) foam. Seats and backs are covered entirely with special bonded polyester fiber to protect final upholstery. ERG uses only water based glues and adhesives in our upholstery process.

Frame Construction

Frame assembly is constructed of multi-ply hardwood, with tongue and groove construction. No sag-springs are installed in seat & back along with interlocking helicoil springs to prevent sagging and provide additional lower back and seat support.

Plinth Base

The standard recessed base is available in a choice of laminate or unfinished so that you can add your own cove base or carpet.

Anchoring

Napoli dining benches are easy to anchor to the floor. Floor mount instructions can be provided by customer service. Hardware for anchoring bench to the floor is not included.

Note:

Please allow extra fabric for repeat design.

COLORS / FINISHES

Back Designs


Split and V-designs for the back are included in the list price.

OPTIONS

- CODE: FR - CA133 Fire Retardant.
- CODE: MB - Moisture Barrier.
- CODE: 2FO - Two Fabric Option.
- CODE: 3FO - Three Fabric Option.
- CODE: 4FO - Four Fabric Option.
- CODE: USS - Under Seat Fully Lined Storage
- CODE: UFB - Unfinished Plinth Base.
- CODE: CO - Clean Out (overall width up to 50")
- CODE: CO1 - Clean Out (overall width over 50")



OPTIONAL UNDER SEAT FULLY LINED STORAGE



OPTIONAL CLEAN OUT

① STANDARD DESIGN BACK



48" wide bench with Standard design and optional contrasting fabrics

② SPLIT DESIGN BACK



48" wide bench with Split design and optional contrasting fabrics

③ V-DESIGN BACK



48" wide bench with optional contrasting fabrics in V-design

Three Back Designs

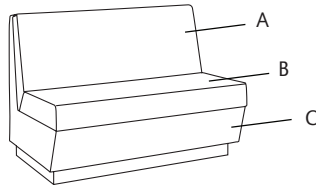
There are three back designs available for Napoli Banquettes. Please specify: Standard Back Design, Split Fabric Design or V-Back Design.

Ordering Contrasting Fabrics

Due to back design options it is necessary to include a sketch/layout with your order to specify which fabric is to be used on each area of the Banquette. Use the callouts shown to define fabric areas in your sketch. Please specify a back design, Standard, Split Fabric Design or V-Design. (V-Design is available on straight configured seating only.)

COM YARDAGE FOR NAPOLI BANQUETTE DESIGNS

Standard Back Design

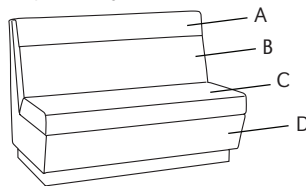


Standard Back Design

| Model | Total | A - Back | B - Seat | C - Frame |
|-------------------------|-------------|------------|------------|-----------|
| 360 - 48" Wide Straight | 5.5 yards | 1.75 yards | 1.75 yards | 3 yards |
| 362 - 60" Wide Straight | 7 yards | 2.25 yards | 2.25 yards | 3.5 yards |
| 365 - 72" Wide Straight | 9 yards | 2.5 yards | 2.5 yards | 4 yards |
| 363 - 86" Wide Corner | 11.25 yards | 3 yards | 3 yards | 4.5 yards |
| 364L - Left End Corner | 5.25 yards | 1.75 yards | 1.75 yards | 3 yards |
| 364R - Right End Corner | 5.25 yards | 1.75 yards | 1.75 yards | 3 yards |

Please allow extra fabric for repeat design

Split Design Back

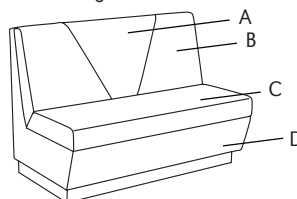


Split Design Back

| Model | Total | A - Split Back | B - Split Back | C - Seat | D - Frame |
|-------------------------|----------|----------------|----------------|------------|-----------|
| 360 - 48" Wide Straight | 7 yards | 1.5 yards | 1.5 yards | 1.75 yards | 3 yards |
| 362 - 60" Wide Straight | 10 yards | 2 yards | 2.5 yards | 2.25 yards | 3.5 yards |
| 365 - 72" Wide Straight | 12 yards | 2.5 yards | 3 yards | 3 yards | 4 yards |
| 363 - 86" Wide Corner | 14 yards | 3 yards | 3 yards | 3 yards | 4.5 yards |
| 364L - Left End Corner | 9 yards | 2 yards | 2 yards | 2 yards | 3 yards |
| 364R - Right End Corner | 9 yards | 2 yards | 2 yards | 2 yards | 3 yards |

Please allow extra fabric for repeat design

V-Design Back



V-Design Back*

| Model | Total | A - V-Back | B - V-Back | C - Seat | D - Frame |
|----------------|-----------|------------|------------|-----------|-----------|
| 360 - 48" Wide | 6 yards | 1 yard | 1 yard | 1.5 yards | 2.5 yards |
| 362 - 60" Wide | 8.5 yards | 1 yard | 2 yards | 2.5 yards | 3 yards |
| 365 - 72" Wide | 10 yards | 1 yard | 2.5 yards | 3 yards | 3.5 yards |

Please allow extra fabric for repeat design


*V-Design is available on straight configured seating only.

| DIMENSIONS | 48" Wide Banquette | 60" Wide Banquette | 72" Wide Banquette |
|-----------------|--------------------|--------------------|--------------------|
| Seat Depth: | 18.5" | 18.5" | 18.5" |
| Seat Height: | 18" | 18" | 18" |
| Overall Depth: | 27.5" | 27.5" | 27.5" |
| Overall Width: | 48" | 60" | 72" |
| Overall Height: | 35" | 35" | 35" |
| Qty./Wt.: | 1 ea./150 lbs. | 1 ea./180 lbs. | 1 ea./220 lbs. |



NAPOLI STRAIGHT BANQUETTE

MODEL / DESCRIPTION / LIST PRICING



360 48" Wide Banquette

| COM | GR1 | GR2 | GR3 | GR4 | GR5 | GR6 | GR7 | GR8 | GR9 | GR10 | LEA |
|--------|--------|--------|--------|--------|--------|--------|--------|--------|--------|--------|--------|
| \$1987 | \$2126 | \$2211 | \$2299 | \$2391 | \$2487 | \$2586 | \$2690 | \$2797 | \$2909 | \$3025 | \$3576 |

362 60" Wide Banquette

| COM | GR1 | GR2 | GR3 | GR4 | GR5 | GR6 | GR7 | GR8 | GR9 | GR10 | LEA |
|--------|--------|--------|--------|--------|--------|--------|--------|--------|--------|--------|--------|
| \$2933 | \$3138 | \$3263 | \$3394 | \$3530 | \$3671 | \$3818 | \$3970 | \$4129 | \$4294 | \$4466 | \$5279 |

365 72" Wide Banquette

| COM | GR1 | GR2 | GR3 | GR4 | GR5 | GR6 | GR7 | GR8 | GR9 | GR10 | LEA |
|--------|--------|--------|--------|--------|--------|--------|--------|--------|--------|--------|--------|
| \$3942 | \$4218 | \$4386 | \$4562 | \$4744 | \$4934 | \$5131 | \$5337 | \$5550 | \$5772 | \$6003 | \$7095 |

OPTIONS

Add upcharge to list price and code to model number

| | | |
|-----|------------------------------------|------------|
| FR | CA133 Fire Retardant per yard | \$90/yd. |
| MB | Moisture Barrier - up to 60" width | \$125 each |
| MB | Moisture Barrier - over 60" width | \$200 each |
| 2FO | Two Fabric Option | \$98 |
| 3FO | Three Fabric Option | \$148 |

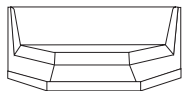
| | | |
|-----|-------------------------------------|-------------|
| 4FO | Four Fabric Option | \$215 |
| UFB | Unfinished Plinth Base | Deduct \$80 |
| USS | Under Seat Fully Lined Storage | \$450 |
| CO | Clean Out (overall width up to 50") | \$250 |
| CO1 | Clean Out (overall width over 50") | \$385 |

| DIMENSIONS | 86" Wide Corner Banquette | End Corner Banquette |
|-----------------|---------------------------|----------------------|
| Seat Depth: | 18.5" | 18.5" |
| Seat Width: | 34" | 19" |
| Seat Height: | 18" | 18" |
| Overall Depth: | 27.5" | 27.5" |
| Overall Width: | 86" | 48" |
| Overall Height: | 35" | 35" |
| Qty./Wt.: | 1 ea./220 lbs. | 1 ea./84 lbs. |



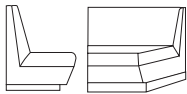
NAPOLI CORNER BANQUETTE

MODEL / DESCRIPTION / LIST PRICING



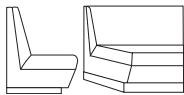
363 86" Wide Corner Banquette

| COM | GR1 | GR2 | GR3 | GR4 | GR5 | GR6 | GR7 | GR8 | GR9 | GR10 | LEA |
|--------|--------|--------|--------|--------|--------|--------|--------|--------|--------|--------|--------|
| \$4358 | \$4663 | \$4849 | \$5043 | \$5245 | \$5454 | \$5673 | \$5900 | \$6136 | \$6381 | \$6636 | \$7844 |




364L/R Left or Right End Corner Banquette

| COM | GR1 | GR2 | GR3 | GR4 | GR5 | GR6 | GR7 | GR8 | GR9 | GR10 | LEA |
|--------|--------|--------|--------|--------|--------|--------|--------|--------|--------|--------|--------|
| \$1946 | \$2082 | \$2165 | \$2252 | \$2342 | \$2435 | \$2533 | \$2634 | \$2740 | \$2849 | \$2963 | \$3502 |

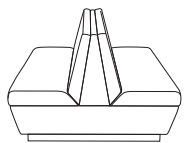


BACK-TO-BACK BANQUETTES

| DIMENSIONS | 48" Wide B2B Banquette | 60" Wide B2B Banquette | 72" Wide B2B Banquette |
|-----------------|------------------------|------------------------|------------------------|
| Seat Depth: | 18.5" | 18.5" | 18.5" |
| Seat Height: | 18" | 18" | 18" |
| Overall Depth: | 54" | 54" | 54" |
| Overall Width: | 48" | 60" | 72" |
| Overall Height: | 35" | 35" | 35" |
| Qty./Wt.: | 1 ea./300 lbs. | 1 ea./350 lbs. | 1 ea./400 lbs. |



NAPOLI BACK-TO-BACK BANQUETTE



360-B2B 48" Back-to-Back Banquette

COM Yardage: Total: 11 Yds. / Bottom Frame: 3 Yds. / Back: 4 Yds. / Seat: 4 Yds.

| COM | GR1 | GR2 | GR3 | GR4 | GR5 | GR6 | GR7 | GR8 | GR9 | GR10 | LEA |
|--------|--------|--------|--------|--------|--------|--------|--------|--------|--------|--------|--------|
| \$3774 | \$4038 | \$4199 | \$4367 | \$4542 | \$4724 | \$4913 | \$5109 | \$5314 | \$5526 | \$5747 | \$6793 |

362-B2B 60" Back-to-Back Banquette

COM Yardage: Total: 12.5 Yds. / Bottom Frame: 3.5 Yds. / Back: 4.5 Yds. / Seat: 4.5 Yds.

| COM | GR1 | GR2 | GR3 | GR4 | GR5 | GR6 | GR7 | GR8 | GR9 | GR10 | LEA |
|--------|--------|--------|--------|--------|--------|--------|--------|--------|--------|--------|---------|
| \$5571 | \$5961 | \$6200 | \$6448 | \$6706 | \$6974 | \$7253 | \$7543 | \$7845 | \$8158 | \$8485 | \$10028 |

365-B2B 72" Back-to-Back Banquette

COM Yardage: Total: 14 Yds. / Bottom Frame: 4 Yds. / Back: 5 Yds. / Seat: 5 Yds.

| COM | GR1 | GR2 | GR3 | GR4 | GR5 | GR6 | GR7 | GR8 | GR9 | GR10 | LEA |
|--------|--------|--------|--------|--------|--------|--------|---------|---------|---------|---------|---------|
| \$7490 | \$8014 | \$8334 | \$8668 | \$9015 | \$9375 | \$9750 | \$10140 | \$10546 | \$10968 | \$11406 | \$13481 |

OPTIONS

Add upcharge to list price and code to model number

| | | |
|-----|------------------------------------|------------|
| FR | CA133 Fire Retardant per yard | \$90/yd. |
| MB | Moisture Barrier - up to 60" width | \$125 each |
| MB | Moisture Barrier - over 60" width | \$200 each |
| 2FO | Two Fabric Option | \$98 |
| 3FO | Three Fabric Option | \$148 |

| | | |
|-----|-------------------------------------|-------------|
| 4FO | Four Fabric Option | \$215 |
| UFB | Unfinished Plinth Base | Deduct \$80 |
| USS | Under Seat Fully Lined Storage | \$450 |
| CO | Clean Out (overall width up to 50") | \$250 |
| CO1 | Clean Out (overall width over 50") | \$385 |


PRIVACY PANELS ONLY

| DIMENSIONS | 48" Wide Privacy Panel | 60" Wide Privacy Panel | 72" Wide Privacy Panel |
|---------------|------------------------|------------------------|------------------------|
| Panel Depth: | 1.25" | 1.25" | 1.25" |
| Panel Width: | 48" | 60" | 72" |
| Panel Height: | 48" | 48" | 48" |

UPHOLSTERED
PRIVACY PANEL

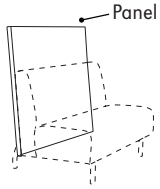


NAPOLI BANQUETTE



1/2" THICK ACRYLIC
PRIVACY PANELS AVAILABLE

MODEL / DESCRIPTION / LIST PRICING



360P 48" Wide Privacy Panel Only COM Yardage: Total: 3 Yds. (Please allow extra fabric for repeat design.)

| COM | GR1 | GR2 | GR3 | GR4 | GR5 | GR6 | GR7 | GR8 | GR9 | GR10 | LEA |
|----------|-------|-------|--------|-------|-------|---------|--------|--------|--------|--------|--------|
| \$791 | \$846 | \$880 | \$915 | \$952 | \$990 | \$1029 | \$1070 | \$1113 | \$1158 | \$1204 | \$1423 |
| LAMINATE | | | VENEER | | | ACRYLIC | | | | | |
| \$710 | | | \$1676 | | | CALL | | | | | |

362P 60" Wide Privacy Panel Only COM Yardage: Total: 4 Yds. (Please allow extra fabric for repeat design.)

| COM | GR1 | GR2 | GR3 | GR4 | GR5 | GR6 | GR7 | GR8 | GR9 | GR10 | LEA |
|----------|--------|--------|--------|--------|--------|---------|--------|--------|--------|--------|--------|
| \$1043 | \$1116 | \$1160 | \$1207 | \$1255 | \$1305 | \$1357 | \$1412 | \$1468 | \$1527 | \$1588 | \$1877 |
| LAMINATE | | | VENEER | | | ACRYLIC | | | | | |
| \$928 | | | \$2156 | | | CALL | | | | | |

365P 72" Wide Privacy Panel Only COM Yardage: Total: 5 Yds. (Please allow extra fabric for repeat design.)

| COM | GR1 | GR2 | GR3 | GR4 | GR5 | GR6 | GR7 | GR8 | GR9 | GR10 | LEA |
|----------|--------|--------|--------|--------|--------|---------|--------|--------|--------|--------|--------|
| \$1277 | \$1366 | \$1421 | \$1478 | \$1537 | \$1598 | \$1662 | \$1729 | \$1798 | \$1870 | \$1944 | \$2298 |
| LAMINATE | | | VENEER | | | ACRYLIC | | | | | |
| \$1129 | | | \$2531 | | | CALL | | | | | |



MALIBU BANQUETTE
ACRYLIC PRIVACY PANEL




RAVEN BANQUETTES
LAMINATE PRIVACY PANEL



TIVOLI BANQUETTE
VENEER PRIVACY PANEL

PALERMO SERIES

**Finished in
Laminate or Veneer.**



OPTIONAL CLEAN OUT

The Palermo Banquette is the perfect choice for your dining needs. Seats and backs can be upholstered with matching fabrics, or choose an optional two tone or vinyl and fabric combination to match any color scheme. The Palermo frame is made of multi-ply hardwood and finished with your choice of laminates or veneer.



PALERMO BANQUETTE

ORDERING INFORMATION

- | | |
|--------------------------|----------------------------|
| 1) Series Name | 5) Contrasting Fabrics |
| 2) Model Number | 6) Laminate Selection Back |
| 3) Quantity | 7) Plinth Base Finish |
| 4) Fabric Grade & Number | 8) Optional Items |

PALERMO BANQUETTE SPECIFICATIONS

Frame Construction

The Palermo frame is made of multi-ply hardwood and finished with your choice of laminates or veneer. All foam is fully bonded to frame. Seat cushions are 3" graded high resiliency (H.R.) block foam with back 2" (H.R.) foam, covered entirely with special bonded polyester fiber to protect final upholstery. Seat frame is constructed of multi-ply hardwood and is removable for easy cleaning. The recessed base is available in a choice of laminate or unfinished so that you can add your own cove base or carpet.

Upholstery

Seat and back are covered in choice of fabric, vinyl, crypton, leather or COM. ERG uses only water based glues and adhesives in our upholstery process.

Anchoring

Palermo dining benches are easy to anchor to the floor. Floor mount instructions can be provided by customer service. Hardware for anchoring bench to the floor is not included.

Privacy Panel

Optional privacy panels are available in upholstery or laminate.

Note:

Please allow extra fabric for repeat design.

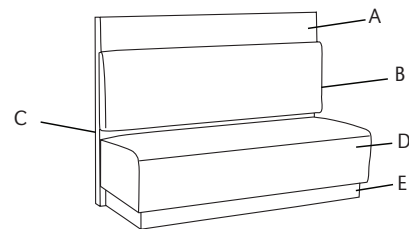
COLORS / FINISHES

Laminate or Veneer:

Your choice of laminate or veneer.

OPTIONS

- CODE: FR - CA133 Fire Retardant.
- CODE: MB -Moisture Barrier.
- CODE: 2FO - Two Fabric Option.
- CODE: PANEL - Privacy panel.
- CODE: UFB - Unfinished Plinth Base.
- CODE: CO - Clean Out (overall width up to 50")
- CODE: CO1 - Clean Out (overall width over 50")



- A - Optional Privacy Panel - Specify fabric or laminate
- B - Seat Back - Choice of fabrics
- C - Frame - Specify laminate or veneer
- D - Seat - Choice of fabrics
- E - Recessed Base - Specify unfinished or laminate



CUSTOM CURVED PALERMO

CUSTOM DESIGN
Your requests are welcome!
ERG will quote prices upon receipt
of specific requirements. Please
call Customer Service.




CUSTOM LAMINATE INLAY

| DIMENSIONS | 48" Wide Banquette | 60" Wide Banquette | 72" Wide Banquette |
|-----------------|--------------------|--------------------|--------------------|
| Seat Depth: | 20" | 20" | 20" |
| Seat Height: | 18" | 18" | 18" |
| Overall Depth: | 24" | 24" | 24" |
| Overall Width: | 48" | 60" | 72" |
| Overall Height: | 36" | 36" | 36" |
| Qty./Wt.: | 1 ea./110 lbs. | 1 ea./165 lbs. | 1 ea./210 lbs. |



PALERMO BANQUETTE

MODEL / DESCRIPTION / LIST PRICING



670 48" Wide Banquette – Laminate Frame COM Yardage: Total: 4.5 Yds. / Back: 2 Yds. / Seat: 2.5 Yds.

| COM | GR1 | GR2 | GR3 | GR4 | GR5 | GR6 | GR7 | GR8 | GR9 | GR10 | LEA |
|--------|--------|--------|--------|--------|--------|--------|--------|--------|--------|--------|--------|
| \$3630 | \$3884 | \$4039 | \$4201 | \$4369 | \$4544 | \$4725 | \$4914 | \$5111 | \$5315 | \$5528 | \$6534 |

671 48" Wide Banquette – Wood Veneer Frame COM Yardage: Total: 4.5 Yds. / Back: 2 Yds. / Seat: 2.5 Yds.

| COM | GR1 | GR2 | GR3 | GR4 | GR5 | GR6 | GR7 | GR8 | GR9 | GR10 | LEA |
|--------|--------|--------|--------|--------|--------|--------|--------|--------|--------|--------|--------|
| \$5081 | \$5437 | \$5654 | \$5880 | \$6115 | \$6360 | \$6614 | \$6879 | \$7154 | \$7440 | \$7738 | \$9146 |

672 60" Wide Banquette – Laminate Frame COM Yardage: Total: 5 Yds. / Back: 2.75 Yds. / Seat: 3 Yds.

| COM | GR1 | GR2 | GR3 | GR4 | GR5 | GR6 | GR7 | GR8 | GR9 | GR10 | LEA |
|--------|--------|--------|--------|--------|--------|--------|--------|--------|--------|--------|--------|
| \$5359 | \$5734 | \$5964 | \$6202 | \$6450 | \$6708 | \$6977 | \$7256 | \$7546 | \$7848 | \$8162 | \$9647 |

673 60" Wide Banquette – Wood Veneer Frame COM Yardage: Total: 5 Yds. / Back: 2.5 Yds. / Seat: 2.5 Yds.

| COM | GR1 | GR2 | GR3 | GR4 | GR5 | GR6 | GR7 | GR8 | GR9 | GR10 | LEA |
|--------|--------|--------|--------|--------|--------|--------|---------|---------|---------|---------|---------|
| \$7502 | \$8027 | \$8349 | \$8682 | \$9030 | \$9391 | \$9767 | \$10157 | \$10564 | \$10986 | \$11426 | \$13504 |

674 72" Wide Banquette – Laminate Frame COM Yardage: Total: 6 Yds. / Back: 3 Yds. / Seat: 3 Yds.

| COM | GR1 | GR2 | GR3 | GR4 | GR5 | GR6 | GR7 | GR8 | GR9 | GR10 | LEA |
|--------|--------|--------|--------|--------|--------|--------|--------|---------|---------|---------|---------|
| \$7260 | \$7768 | \$8079 | \$8402 | \$8738 | \$9087 | \$9451 | \$9829 | \$10222 | \$10631 | \$11056 | \$13067 |

675 72" Wide Banquette – Wood Veneer Frame COM Yardage: Total: 6 Yds. / Back: 3 Yds. / Seat: 3 Yds.

| COM | GR1 | GR2 | GR3 | GR4 | GR5 | GR6 | GR7 | GR8 | GR9 | GR10 | LEA |
|---------|---------|---------|---------|---------|---------|---------|---------|---------|---------|---------|---------|
| \$10163 | \$10874 | \$11309 | \$11762 | \$12232 | \$12721 | \$13230 | \$13760 | \$14310 | \$14882 | \$15478 | \$18293 |


OPTIONS

Add upcharge to list price and code to model number

| | | |
|-----|------------------------------------|------------|
| FR | CA133 Fire Retardant per yard | \$90/yd. |
| MB | Moisture Barrier - up to 60" width | \$125 each |
| MB | Moisture Barrier - over 60" width | \$200 each |
| 2FO | Two Fabric Option | \$98 |

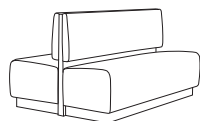
| | | |
|-------|-------------------------------------|-------------|
| PANEL | Call ERG customer service for quote | Call |
| UFB | Unfinished Plinth Base | Deduct \$80 |
| CO | Clean Out (overall width up to 50") | \$250 |
| CO1 | Clean Out (overall width over 50") | \$385 |

| DIMENSIONS | 48" Wide Banquette | 60" Wide Banquette | 72" Wide Banquette |
|-----------------|--------------------|--------------------|--------------------|
| Seat Depth: | 20" | 20" | 20" |
| Seat Height: | 18" | 18" | 18" |
| Overall Depth: | 47" | 47" | 47" |
| Overall Width: | 48" | 60" | 72" |
| Overall Height: | 36" | 36" | 36" |
| Qty./Wt.: | 1 ea./110 lbs. | 1 ea./165 lbs. | 1 ea./210 lbs. |



PALERMO BACK-TO-BACK BANQUETTE

MODEL / DESCRIPTION / LIST PRICING



670-B2B 48" Wide Back-to-Back Banquette – Laminate Frame COM Yardage: Total: 9 Yds. / Back: 4 Yds. / Seat: 5 Yds.

| COM | GR1 | GR2 | GR3 | GR4 | GR5 | GR6 | GR7 | GR8 | GR9 | GR10 | LEA |
|--------|--------|--------|--------|--------|--------|--------|--------|--------|---------|---------|---------|
| \$6896 | \$7379 | \$7674 | \$7981 | \$8301 | \$8633 | \$8978 | \$9337 | \$9710 | \$10099 | \$10503 | \$12414 |

671-B2B 48" Wide Back-to-Back Banquette – Wood Veneer COM Yardage: Total: 9 Yds. / Back: 4 Yds. / Seat: 5 Yds.

| COM | GR1 | GR2 | GR3 | GR4 | GR5 | GR6 | GR7 | GR8 | GR9 | GR10 | LEA |
|--------|---------|---------|---------|---------|---------|---------|---------|---------|---------|---------|---------|
| \$9654 | \$10329 | \$10743 | \$11172 | \$11619 | \$12084 | \$12567 | \$13070 | \$13593 | \$14137 | \$14702 | \$17377 |

672-B2B 60" Wide Back-to-Back Banquette – Laminate Frame COM Yardage: Total: 10 Yds. / Back: 5 Yds. / Seat: 5 Yds.

| COM | GR1 | GR2 | GR3 | GR4 | GR5 | GR6 | GR7 | GR8 | GR9 | GR10 | LEA |
|---------|---------|---------|---------|---------|---------|---------|---------|---------|---------|---------|---------|
| \$10183 | \$10896 | \$11332 | \$11785 | \$12256 | \$12746 | \$13256 | \$13787 | \$14338 | \$14912 | \$15508 | \$18329 |

673-B2B 60" Wide Back-to-Back Banquette – Wood Veneer COM Yardage: Total: 10 Yds. / Back: 5 Yds. / Seat: 5 Yds.

| COM | GR1 | GR2 | GR3 | GR4 | GR5 | GR6 | GR7 | GR8 | GR9 | GR10 | LEA |
|---------|---------|---------|---------|---------|---------|---------|---------|---------|---------|---------|---------|
| \$14254 | \$15252 | \$15862 | \$16496 | \$17156 | \$17842 | \$18556 | \$19298 | \$20070 | \$20873 | \$21708 | \$25657 |

674-B2B 72" Wide Back-to-Back Banquette – Laminate Frame COM Yardage: Total: 12 Yds. / Back: 6 Yds. / Seat: 6 Yds.

| COM | GR1 | GR2 | GR3 | GR4 | GR5 | GR6 | GR7 | GR8 | GR9 | GR10 | LEA |
|---------|---------|---------|---------|---------|---------|---------|---------|---------|---------|---------|---------|
| \$13794 | \$14759 | \$15350 | \$15964 | \$16602 | \$17266 | \$17957 | \$18675 | \$19422 | \$20199 | \$21007 | \$24829 |

675-B2B 72" Wide Back-to-Back Banquette – Wood Veneer COM Yardage: Total: 12 Yds. / Back: 6 Yds. / Seat: 6 Yds.

| COM | GR1 | GR2 | GR3 | GR4 | GR5 | GR6 | GR7 | GR8 | GR9 | GR10 | LEA |
|---------|---------|---------|---------|---------|---------|---------|---------|---------|---------|---------|---------|
| \$19308 | \$20660 | \$21486 | \$22346 | \$23240 | \$24169 | \$25136 | \$26142 | \$27187 | \$28275 | \$29406 | \$34755 |

OPTIONS

Add upcharge to list price and code to model number

| | | |
|-----|------------------------------------|------------|
| FR | CA133 Fire Retardant per yard | \$90/yd. |
| MB | Moisture Barrier - up to 60" width | \$125 each |
| MB | Moisture Barrier - over 60" width | \$200 each |
| 2FO | Two Fabric Option | \$98 |

| | | |
|-------|-------------------------------------|-------------|
| PANEL | Call ERG customer service for quote | Call |
| UFB | Unfinished Plinth Base | Deduct \$80 |
| CO | Clean Out (overall width up to 50") | \$250 |
| CO1 | Clean Out (overall width over 50") | \$385 |

RAVEN BANQUETTE

The Raven Banquette offers the utmost in seating comfort. Designed for higher education and any public spaces that require long duration seating comfort and greater width and depth.

Raven Banquette
Available in 3 heights
27", 33" or 42"




RAVEN SINGLE UNIT
33" STANDARD HEIGHT



2-SEAT UNIT
33" STANDARD HEIGHT



BACK TO BACK UNIT WITH LEGS
33" STANDARD HEIGHT



CURVED SEAT BACK CORNER UNIT
33" STANDARD HEIGHT

ORDERING INFORMATION

- 1) Series Name
- 2) Model Number
- 3) Quantity
- 4) Fabric Grade & Number
- 5) Optional Items / Colors

RAVEN MODULAR LOUNGE SPECIFICATIONS

Frame Construction

Frame assembly is constructed of multi-ply hardwood, with tongue and groove construction. All foam is fully bonded to frame. Seat cushions are 4" graded high resiliency (H.R.) block foam with back 3" (H.R.) foam, covered entirely with special bonded polyester fiber to protect final upholstery. No sag-springs are installed in seat & back along with interlocking helicoil springs to prevent sagging and provide additional lower back and seat support.

Upholstery

Seat and back are covered in choice of fabric, vinyl, crypton, leather or COM. ERG uses only water based glues and adhesives in our upholstery process.

Standard Plinth Base

The standard recessed base is available in a choice of laminate or unfinished so that you can add your own cove base or carpet.

Optional Metal Legs

3" Round tubular steel legs are available in standard powder coat finishes or optional polished chrome. Round wood legs are available in standard stain finishes.

Anchoring

Raven Banquettes are easy to anchor to the floor. Floor mount instructions can be provided by customer service. Hardware for anchoring bench to the floor is not included.

OPTIONS

- CODE: FR - CA133 Fire Retardant.
- CODE: MB -Moisture Barrier.
- CODE: LOW - Fully Upholstered Low Back - 27" OA Height.
- CODE: LEGS - Powder Coat Color Metal Legs.
- CODE: WOD - Wood Legs.
- CODE: PC - Polished Chrome Legs.
- CODE: 2FO - Two Fabric Option.
- CODE: GB - Ganging Brackets (Necessary when ganging two or more modules together).
- CODE: GBP - Ganging Brackets For Plinth Base
- CODE: UFB - Unfinished Plinth Base.



CURVED BACK PANEL CORNER UNIT
33" STANDARD HEIGHT



42" HI-BACK HEIGHT



POLISHED CHROME LEGS



WOOD LEGS



TWO FABRIC OPTION




27" LOW BACK OPTION

| DIMENSIONS | Straight Banquette | Back-to-Back Banquette |
|-----------------|--------------------|------------------------|
| Seat Depth: | 20" | 20" |
| Seat Height: | 18" | 18" |
| Overall Depth: | 27" | 52" |
| Overall Width: | 22, 48, 60, 72" | 22, 48, 60, 72" |
| Overall Height: | 33" | 33" |
| Qty./Wt.: | 1 ea./150 lbs. | 1 ea./280 lbs. |



RAVEN SINGLE BANQUETTE

MODEL / DESCRIPTION / LIST PRICING



8370 22" Straight Banquette COM Yardage: Total: 3.5 Yds. / Back: 2 Yds. / Seat: 1.5 Yds.

| COM | GR1 | GR2 | GR3 | GR4 | GR5 | GR6 | GR7 | GR8 | GR9 | GR10 | LEA |
|--------|--------|--------|--------|--------|--------|--------|--------|--------|--------|--------|--------|
| \$1358 | \$1453 | \$1511 | \$1571 | \$1634 | \$1699 | \$1767 | \$1838 | \$1912 | \$1988 | \$2068 | \$2444 |

8372 48" Straight Banquette COM Yardage: Total: 6.5 Yds. / Back: 4 Yds. / Seat: 2.5 Yds.


| COM | GR1 | GR2 | GR3 | GR4 | GR5 | GR6 | GR7 | GR8 | GR9 | GR10 | LEA |
|--------|--------|--------|--------|--------|--------|--------|--------|--------|--------|--------|--------|
| \$2301 | \$2462 | \$2560 | \$2662 | \$2769 | \$2880 | \$2995 | \$3115 | \$3239 | \$3369 | \$3504 | \$4141 |

8374 60" Straight Banquette COM Yardage: Total: 8 Yds. / Back: 5 Yds. / Seat: 3 Yds.

| COM | GR1 | GR2 | GR3 | GR4 | GR5 | GR6 | GR7 | GR8 | GR9 | GR10 | LEA |
|--------|--------|--------|--------|--------|--------|--------|--------|--------|--------|--------|--------|
| \$2939 | \$3145 | \$3270 | \$3401 | \$3537 | \$3679 | \$3826 | \$3979 | \$4138 | \$4304 | \$4476 | \$5290 |

8376 72" Straight Banquette COM Yardage: Total: 9.5 Yds. / Back: 6 Yds. / Seat: 3.5 Yds.

| COM | GR1 | GR2 | GR3 | GR4 | GR5 | GR6 | GR7 | GR8 | GR9 | GR10 | LEA |
|--------|--------|--------|--------|--------|--------|--------|--------|--------|--------|--------|--------|
| \$3751 | \$4013 | \$4174 | \$4341 | \$4514 | \$4695 | \$4883 | \$5078 | \$5281 | \$5492 | \$5712 | \$6751 |



8378 22" Back-to-Back Banquette COM Yardage: Total: 6 Yds. / Back: 3 Yds. / Seat: 3 Yds.

| COM | GR1 | GR2 | GR3 | GR4 | GR5 | GR6 | GR7 | GR8 | GR9 | GR10 | LEA |
|--------|--------|--------|--------|--------|--------|--------|--------|--------|--------|--------|--------|
| \$2579 | \$2759 | \$2870 | \$2984 | \$3104 | \$3228 | \$3357 | \$3491 | \$3631 | \$3776 | \$3927 | \$4642 |

8380 48" Back-to-Back Banquette COM Yardage: Total: 8 Yds. / Back: 3 Yds. / Seat: 5 Yds.

| COM | GR1 | GR2 | GR3 | GR4 | GR5 | GR6 | GR7 | GR8 | GR9 | GR10 | LEA |
|--------|--------|--------|--------|--------|--------|--------|--------|--------|--------|--------|--------|
| \$4370 | \$4676 | \$4863 | \$5058 | \$5260 | \$5470 | \$5689 | \$5917 | \$6153 | \$6399 | \$6655 | \$7866 |

8382 60" Back-to-Back Banquette COM Yardage: Total: 11 Yds. / Back: 5 Yds. / Seat: 6 Yds.

| COM | GR1 | GR2 | GR3 | GR4 | GR5 | GR6 | GR7 | GR8 | GR9 | GR10 | LEA |
|--------|--------|--------|--------|--------|--------|--------|--------|--------|--------|--------|---------|
| \$5583 | \$5974 | \$6213 | \$6461 | \$6720 | \$6988 | \$7268 | \$7559 | \$7861 | \$8175 | \$8502 | \$10049 |

8384 72" Back-to-Back Banquette COM Yardage: Total: 13 Yds. / Back: 6 Yds. / Seat: 7 Yds.

| COM | GR1 | GR2 | GR3 | GR4 | GR5 | GR6 | GR7 | GR8 | GR9 | GR10 | LEA |
|--------|--------|--------|--------|--------|--------|--------|--------|---------|---------|---------|---------|
| \$7125 | \$7624 | \$7929 | \$8246 | \$8576 | \$8919 | \$9276 | \$9647 | \$10033 | \$10434 | \$10851 | \$12826 |


OPTIONS

Add upcharge to list price and code to model number

| | | |
|------|--|-------------|
| FR | CA133 Fire Retardant per yard | \$90/yd. |
| MB | Moisture Barrier - up to 60" width | \$125 each |
| MB | Moisture Barrier - over 60" width | \$200 each |
| LOW | Fully Upholstered Low Back - 27" OA Height | \$95 unit |
| LEGS | Powder Coat Metal Legs | Deduct \$95 |
| WOD | Wood Legs | Deduct \$95 |

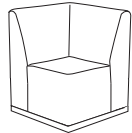
| | | |
|-----|--|-------------|
| PC | Polished Chrome Legs (Deduct \$95 first) | \$25 - each |
| 2FO | Two Fabric Option | \$98 |
| GB | Ganging Brackets | \$52 |
| GBP | Ganging Bracket for Plinth Base | \$110 |
| UFB | Unfinished Recessed Plinth Base | Deduct \$80 |

| DIMENSIONS | Corner Banquettes | 30° Curve Inside | 30° Curve Outside |
|-----------------|-------------------|------------------|-------------------|
| Seat Depth: | 21" | 20" | 20" |
| Seat Height: | 18" | 18" | 18" |
| Overall Depth: | 28" | 27" | 27" |
| Overall Width: | 28" | 34" | 34" |
| Overall Height: | 33" | 33" | 33" |
| Qty./Wt.: | 1 ea./98 lbs. | 1 ea./98 lbs. | 1 ea./98 lbs. |



RAVEN CURVED BACK
CORNER BANQUETTE

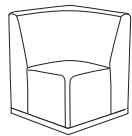
MODEL / DESCRIPTION / LIST PRICING



8386 Corner Banquette – Square Seat Back

COM Yardage: Total: 5.5 Yds. / Back: 4 Yds. / Seat: 1.5 Yds.


| COM | GR1 | GR2 | GR3 | GR4 | GR5 | GR6 | GR7 | GR8 | GR9 | GR10 | LEA |
|--------|--------|--------|--------|--------|--------|--------|--------|--------|--------|--------|--------|
| \$2012 | \$2153 | \$2239 | \$2328 | \$2421 | \$2518 | \$2619 | \$2724 | \$2833 | \$2946 | \$3064 | \$3621 |



8388 Corner Banquette – Curved Seat Back

COM Yardage: Total: 5.5 Yds. / Back: 4 Yds. / Seat: 1.5 Yds.

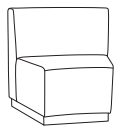
| COM | GR1 | GR2 | GR3 | GR4 | GR5 | GR6 | GR7 | GR8 | GR9 | GR10 | LEA |
|--------|--------|--------|--------|--------|--------|--------|--------|--------|--------|--------|--------|
| \$2261 | \$2419 | \$2516 | \$2616 | \$2721 | \$2830 | \$2943 | \$3061 | \$3183 | \$3310 | \$3443 | \$4069 |



8389 Corner Banquette – Curved Back Panel Corner Unit

COM Yardage: Total: 5.5 Yds. / Back: 4 Yds. / Seat: 1.5 Yds.

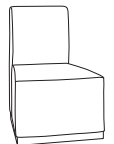
| COM | GR1 | GR2 | GR3 | GR4 | GR5 | GR6 | GR7 | GR8 | GR9 | GR10 | LEA |
|--------|--------|--------|--------|--------|--------|--------|--------|--------|--------|--------|--------|
| \$2415 | \$2584 | \$2687 | \$2795 | \$2907 | \$3023 | \$3144 | \$3270 | \$3400 | \$3536 | \$3678 | \$4347 |



8390 Inside 30° Curve Banquette

COM Yardage: Total: 4.5 Yds. / Back: 2.5 Yds. / Seat: 2 Yds.

| COM | GR1 | GR2 | GR3 | GR4 | GR5 | GR6 | GR7 | GR8 | GR9 | GR10 | LEA |
|--------|--------|--------|--------|--------|--------|--------|--------|--------|--------|--------|--------|
| \$1684 | \$1802 | \$1874 | \$1949 | \$2027 | \$2108 | \$2193 | \$2280 | \$2371 | \$2466 | \$2565 | \$3032 |



8392 Outside 30° Curve Banquette

COM Yardage: Total: 4.5 Yds. / Back: 2 Yds. / Seat: 2.5 Yds.

| COM | GR1 | GR2 | GR3 | GR4 | GR5 | GR6 | GR7 | GR8 | GR9 | GR10 | LEA |
|--------|--------|--------|--------|--------|--------|--------|--------|--------|--------|--------|--------|
| \$1684 | \$1802 | \$1874 | \$1949 | \$2027 | \$2108 | \$2193 | \$2280 | \$2371 | \$2466 | \$2565 | \$3032 |

OPTIONS

Add upcharge to list price and code to model number

| | | |
|------|--|-------------|
| FR | CA133 Fire Retardant per yard | \$90/yd. |
| MB | Moisture Barrier - up to 60" width | \$125 each |
| MB | Moisture Barrier - over 60" width | \$200 each |
| LOW | Fully Upholstered Low Back - 27" OA Height | \$95 unit |
| LEGS | Powder Coat Metal Legs | Deduct \$95 |
| WOD | Wood Legs | Deduct \$95 |


| | | |
|-----|--|-------------|
| PC | Polished Chrome Legs (Deduct \$95 first) | \$25 - each |
| 2FO | Two Fabric Option | \$98 |
| GB | Ganging Brackets | \$52 |
| GBP | Ganging Bracket for Plinth Base | \$110 |
| UFB | Unfinished Recessed Plinth Base | Deduct \$80 |

| DIMENSIONS | Straight Banquette | Back-to-Back Banquette |
|-----------------|--------------------|------------------------|
| Seat Depth: | 20" | 20" |
| Seat Height: | 18" | 18" |
| Overall Depth: | 27" | 52" |
| Overall Width: | 22, 48, 60, 72" | 22, 48, 60, 72" |
| Overall Height: | 42" | 42" |
| Qty./Wt.: | 1 ea./150 lbs. | 1 ea./290 lbs. |



RAVEN SINGLE HIGH BACK BANQUETTE

MODEL / DESCRIPTION / LIST PRICING



8370HB 22" Straight High Back Banquette

COM Yardage: Total: 4Yds. / Back: 2.5 Yds. / Seat: 1.5 Yds.

| COM | GR1 | GR2 | GR3 | GR4 | GR5 | GR6 | GR7 | GR8 | GR9 | GR10 | LEA |
|--------|--------|--------|--------|--------|--------|--------|--------|--------|--------|--------|--------|
| \$1902 | \$2035 | \$2116 | \$2201 | \$2289 | \$2380 | \$2475 | \$2574 | \$2677 | \$2785 | \$2896 | \$3423 |

8372HB 48" Straight High Back Banquette

COM Yardage: Total: 7.5 Yds. / Back: 4.5 Yds. / Seat: 3 Yds.

| COM | GR1 | GR2 | GR3 | GR4 | GR5 | GR6 | GR7 | GR8 | GR9 | GR10 | LEA |
|--------|--------|--------|--------|--------|--------|--------|--------|--------|--------|--------|--------|
| \$2875 | \$3076 | \$3199 | \$3327 | \$3460 | \$3599 | \$3743 | \$3892 | \$4048 | \$4210 | \$4378 | \$5175 |

8374HB 60" Straight High Back Banquette


COM Yardage: Total: 10 Yds. / Back: 6 Yds. / Seat: 4 Yds.

| COM | GR1 | GR2 | GR3 | GR4 | GR5 | GR6 | GR7 | GR8 | GR9 | GR10 | LEA |
|--------|--------|--------|--------|--------|--------|--------|--------|--------|--------|--------|--------|
| \$3673 | \$3930 | \$4087 | \$4251 | \$4421 | \$4598 | \$4781 | \$4973 | \$5172 | \$5378 | \$5594 | \$6611 |

8376HB 72" Straight High Back Banquette

COM Yardage: Total: 11.5 Yds. / Back: 7 Yds. / Seat: 4.5 Yds.

| COM | GR1 | GR2 | GR3 | GR4 | GR5 | GR6 | GR7 | GR8 | GR9 | GR10 | LEA |
|--------|--------|--------|--------|--------|--------|--------|--------|--------|--------|--------|--------|
| \$4687 | \$5015 | \$5216 | \$5425 | \$5642 | \$5867 | \$6102 | \$6346 | \$6600 | \$6864 | \$7138 | \$8437 |



8378HB 22" Back-to-Back High Back Banquette

COM Yardage: Total: 6.5 Yds. / Back: 3 Yds. / Seat: 3.5 Yds.

| COM | GR1 | GR2 | GR3 | GR4 | GR5 | GR6 | GR7 | GR8 | GR9 | GR10 | LEA |
|--------|--------|--------|--------|--------|--------|--------|--------|--------|--------|--------|--------|
| \$3612 | \$3865 | \$4019 | \$4180 | \$4347 | \$4521 | \$4702 | \$4890 | \$5086 | \$5289 | \$5501 | \$6502 |

8380HB 48" Back-to-Back High Back Banquette

COM Yardage: Total: 8.5 Yds. / Back: 4 Yds. / Seat: 4.5 Yds.

| COM | GR1 | GR2 | GR3 | GR4 | GR5 | GR6 | GR7 | GR8 | GR9 | GR10 | LEA |
|--------|--------|--------|--------|--------|--------|--------|--------|--------|--------|--------|--------|
| \$5462 | \$5844 | \$6078 | \$6321 | \$6574 | \$6837 | \$7111 | \$7395 | \$7691 | \$7999 | \$8318 | \$9832 |

8382HB 60" Back-to-Back High Back Banquette

COM Yardage: Total: 12 Yds. / Back: 6 Yds. / Seat: 6 Yds.

| COM | GR1 | GR2 | GR3 | GR4 | GR5 | GR6 | GR7 | GR8 | GR9 | GR10 | LEA |
|--------|--------|--------|--------|--------|--------|--------|--------|--------|---------|---------|---------|
| \$6978 | \$7467 | \$7765 | \$8076 | \$8399 | \$8735 | \$9084 | \$9448 | \$9826 | \$10219 | \$10628 | \$12561 |

8384HB 72" Back-to-Back High Back Banquette

COM Yardage: Total: 14 Yds. / Back: 7 Yds. / Seat: 7 Yds.

| COM | GR1 | GR2 | GR3 | GR4 | GR5 | GR6 | GR7 | GR8 | GR9 | GR10 | LEA |
|--------|--------|--------|---------|---------|---------|---------|---------|---------|---------|---------|---------|
| \$8907 | \$9531 | \$9912 | \$10308 | \$10721 | \$11150 | \$11595 | \$12059 | \$12542 | \$13043 | \$13565 | \$16033 |

OPTIONS

Add upcharge to list price and code to model number

| | | |
|------|------------------------------------|-------------|
| FR | CA133 Fire Retardant per yard | \$90/yd. |
| MB | Moisture Barrier - up to 60" width | \$125 each |
| MB | Moisture Barrier - over 60" width | \$200 each |
| LEGS | Powder Coat Metal Legs | Deduct \$95 |
| WOD | Wood Legs | Deduct \$95 |

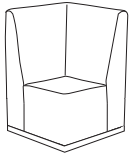
| | | |
|-----|--|-------------|
| PC | Polished Chrome Legs (Deduct \$95 first) | \$25 - each |
| 2FO | Two Fabric Option | \$98 |
| GB | Ganging Brackets | \$52 |
| GBP | Ganging Bracket for Plinth Base | \$110 |
| UFB | Unfinished Recessed Plinth Base | Deduct \$80 |

| DIMENSIONS | Corner Banquette | 30° Curve Inside | 30° Curve Outside |
|-----------------|------------------|------------------|-------------------|
| Seat Depth: | 21" | 20" | 20" |
| Seat Height: | 18" | 18" | 18" |
| Overall Depth: | 28" | 27" | 27" |
| Overall Width: | 28" | 34" | 34" |
| Overall Height: | 42" | 42" | 42" |
| Qty./Wt.: | 1 ea./75 lbs. | 1 ea./80 lbs. | 1 ea./80 lbs. |



RAVEN INSIDE 30° CURVE HIGH BACK BANQUETTE
WITH OPTIONAL METAL LEGS

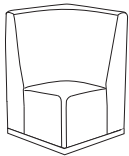
MODEL / DESCRIPTION / LIST PRICING



8386HB Corner High Back Banquette – Square Back

COM Yardage: Total: 7.5 Yds. / Back: 6 Yds. / Seat: 1.5 Yds.

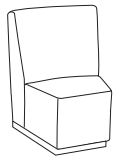
| COM | GR1 | GR2 | GR3 | GR4 | GR5 | GR6 | GR7 | GR8 | GR9 | GR10 | LEA |
|--------|--------|--------|--------|--------|--------|--------|--------|--------|--------|--------|--------|
| \$2516 | \$2692 | \$2800 | \$2912 | \$3028 | \$3149 | \$3275 | \$3406 | \$3542 | \$3684 | \$3831 | \$4528 |



8388HB Corner High Back Banquette – Curved Back

COM Yardage: Total: 6.5 Yds. / Back: 5 Yds. / Seat: 1.5 Yds.

| COM | GR1 | GR2 | GR3 | GR4 | GR5 | GR6 | GR7 | GR8 | GR9 | GR10 | LEA |
|--------|--------|--------|--------|--------|--------|--------|--------|--------|--------|--------|--------|
| \$2826 | \$3023 | \$3144 | \$3270 | \$3401 | \$3537 | \$3678 | \$3825 | \$3979 | \$4138 | \$4303 | \$5086 |



8390HB Inside 30° Curve High Back Banquette

COM Yardage: Total: 5 Yds. / Back: 3 Yds. / Seat: 2 Yds.

| COM | GR1 | GR2 | GR3 | GR4 | GR5 | GR6 | GR7 | GR8 | GR9 | GR10 | LEA |
|--------|--------|--------|--------|--------|--------|--------|--------|--------|--------|--------|--------|
| \$2105 | \$2253 | \$2343 | \$2436 | \$2534 | \$2635 | \$2741 | \$2850 | \$2964 | \$3083 | \$3206 | \$3789 |



8392HB Outside 30° Curve High Back Banquette

COM Yardage: Total: 5 Yds. / Back: 3 Yds. / Seat: 2 Yds.

| COM | GR1 | GR2 | GR3 | GR4 | GR5 | GR6 | GR7 | GR8 | GR9 | GR10 | LEA |
|--------|--------|--------|--------|--------|--------|--------|--------|--------|--------|--------|--------|
| \$2105 | \$2253 | \$2343 | \$2436 | \$2534 | \$2635 | \$2741 | \$2850 | \$2964 | \$3083 | \$3206 | \$3789 |

OPTIONS

Add upcharge to list price and code to model number

| | | |
|------|------------------------------------|-------------|
| FR | CA133 Fire Retardant per yard | \$90/yd. |
| MB | Moisture Barrier - up to 60" width | \$125 each |
| MB | Moisture Barrier - over 60" width | \$200 each |
| LEGS | Powder Coat Metal Legs | Deduct \$95 |
| WOD | Wood Legs | Deduct \$95 |

| | | |
|-----|--|-------------|
| PC | Polished Chrome Legs (Deduct \$95 first) | \$25 - each |
| 2FO | Two Fabric Option | \$98 |
| GB | Ganging Brackets | \$52 |
| GBP | Ganging Bracket for Plinth Base | \$110 |
| UFB | Unfinished Recessed Plinth Base | Deduct \$80 |

PRIVACY PANELS ONLY

| DIMENSIONS | 48" Wide Privacy Panel | 60" Wide Privacy Panel | 72" Wide Privacy Panel |
|---------------|------------------------|------------------------|------------------------|
| Panel Depth: | 1.25" | 1.25" | 1.25" |
| Panel Width: | 48" | 60" | 72" |
| Panel Height: | 48" | 48" | 48" |

UPHOLSTERED
PRIVACY PANEL

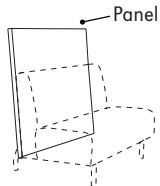


NAPOLI BANQUETTE



1/2" THICK ACRYLIC
PRIVACY PANELS AVAILABLE

MODEL / DESCRIPTION / LIST PRICING



360P 48" Wide Privacy Panel Only

COM Yardage: Total: 3 Yds. (Please allow extra fabric for repeat design.)

| COM | GR1 | GR2 | GR3 | GR4 | GR5 | GR6 | GR7 | GR8 | GR9 | GR10 | LEA |
|----------|-------|-------|--------|-------|-------|---------|--------|--------|--------|--------|--------|
| \$791 | \$846 | \$880 | \$915 | \$952 | \$990 | \$1029 | \$1070 | \$1113 | \$1158 | \$1204 | \$1423 |
| LAMINATE | | | VENEER | | | ACRYLIC | | | | | |
| \$710 | | | \$1676 | | | CALL | | | | | |

362P 60" Wide Privacy Panel Only

COM Yardage: Total: 4 Yds. (Please allow extra fabric for repeat design.)

| COM | GR1 | GR2 | GR3 | GR4 | GR5 | GR6 | GR7 | GR8 | GR9 | GR10 | LEA |
|----------|--------|--------|--------|--------|--------|---------|--------|--------|--------|--------|--------|
| \$1043 | \$1116 | \$1160 | \$1207 | \$1255 | \$1305 | \$1357 | \$1412 | \$1468 | \$1527 | \$1588 | \$1877 |
| LAMINATE | | | VENEER | | | ACRYLIC | | | | | |
| \$928 | | | \$2156 | | | CALL | | | | | |

365P 72" Wide Privacy Panel Only

COM Yardage: Total: 5 Yds. (Please allow extra fabric for repeat design.)

| COM | GR1 | GR2 | GR3 | GR4 | GR5 | GR6 | GR7 | GR8 | GR9 | GR10 | LEA |
|----------|--------|--------|--------|--------|--------|---------|--------|--------|--------|--------|--------|
| \$1277 | \$1366 | \$1421 | \$1478 | \$1537 | \$1598 | \$1662 | \$1729 | \$1798 | \$1870 | \$1944 | \$2298 |
| LAMINATE | | | VENEER | | | ACRYLIC | | | | | |
| \$1129 | | | \$2531 | | | CALL | | | | | |



MALIBU BANQUETTE
ACRYLIC PRIVACY PANEL



RAVEN BANQUETTES
LAMINATE PRIVACY PANEL



TIVOLI BANQUETTE
VENEER PRIVACY PANEL

SYMPHONY BANQUETTE

Symphony Banquette
Available in 2 heights
37" and 48"

The Symphony Banquette has been primarily designed as dining lounges for dining halls, eateries and for meeting areas. The series offers a complete dining environment solution with standard-height and tall-back banquettes in both single and back-to-back configurations. Complement with matching settees and lounges.



SYMPHONY CHAIR



SYMPHONY TALL BACK BANQUETTE



SYMPHONY TALL BACK
BACK-TO-BACK BANQUETTE

ORDERING INFORMATION

- | | |
|------------------------|------------------------------|
| 1) Series Name | 5) Fabric Grade and Number |
| 2) Model Number | 6) Wood Stain color |
| 3) Metal or Wood Frame | 7) 2nd or 3rd Fabric Options |
| 4) Quantity | 8) Optional Items |

SYMPHONY BANQUETTE SPECIFICATIONS

Frame Construction

Frame assembly is constructed of multi-ply hardwood, with tongue and groove construction. All foam is fully bonded to frame. Seat cushions are 3" graded high resiliency (H.R.) block foam, covered entirely with special bonded polyester fiber to protect final upholstery. No sag-springs are installed in seat & back along with interlocking helicoil springs to prevent sagging and provide additional lower back and seat support.

Upholstery

Seat and back are covered in choice of fabric, vinyl, crypton, leather or COM ERG uses only water based glues and adhesives in our upholstery process.

Wood Legs/Platform

Wood legs are tapered 2.5" square and 8.5" tall on a Hardrock Maple wood platform base.

Series Note:

For more Symphony models - see Lounge section

COLORS / FINISHES

Frame Finish

Transparent wood stain color choices for Hardrock Maple frame.


OPTIONS

- CODE: FR - CA133 Fire Retardant.
- CODE: MB - Moisture Barrier.
- CODE: 2FO - Two Fabric Option.
- CODE: 3FO - Three Fabric Option.
- CODE: QD - Quad Tufted Seat Design
- CODE: VD - V-Pattern Seat Design
- CODE: PIP - Piping horizontally and vertically (add .25 yard COM)

OPTIONS

Symphony offers two different style bases and legs with either regular or tall back lounges and arm chairs


- | | |
|--------------------|---------------------|
| 1.) All Wood Frame | 2.) All Metal Frame |
|--------------------|---------------------|




SAME PRICE FOR METAL OR WOOD FRAME

UPHOLSTERY OPTIONS


- **Two Fabric Option**
When seat and arms are upholstered in 2 different fabrics of your choice, add Code: 2FO to model number.




- **Three Fabric Option**
When seat, back and arms are upholstered in 3 different fabrics of your choice, add Code: 3FO to model number.




- **Quad Tufted Seat Design**
Tufted Seat using approved fabric. Add Code: QD to model number.



- **V-Pattern 2-Tone Seat**
V-pattern on seat. Add Code: VD to model number.



- **Piping**
Horizontal piping on front and top and vertical on back where applicable. Add Code: PIP to model number.



| DIMENSIONS | Straight Banquette | Back-to-Back Banquette |
|-----------------|--------------------|------------------------|
| Seat Depth: | 20" | 20" |
| Seat Height: | 18.5" | 18.5" |
| Overall Depth: | 24.5" | 48" |
| Overall Width: | 27", 50.5", 74.5" | 27", 50.5", 74.5" |
| Overall Height: | 37" | 37" |
| Qty./Wt.: | 1 ea./150 lbs. | 1 ea./300 lbs. |



2-SEAT BANQUETTE WITH QUAD TUFTED SEAT DESIGN


MODEL / DESCRIPTION / LIST PRICING



4900 Chair

COM Yardage: Total: 7.25 Yds. / Back: 2.5 Yds. / Arms: 2.75 Yds. / Seat: 2 Yd.

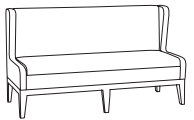
| COM | GR1 | GR2 | GR3 | GR4 | GR5 | GR6 | GR7 | GR8 | GR9 | GR10 | LEA |
|--------|--------|--------|--------|--------|--------|--------|--------|--------|--------|--------|--------|
| \$2204 | \$2358 | \$2453 | \$2551 | \$2653 | \$2759 | \$2869 | \$2984 | \$3103 | \$3227 | \$3356 | \$3967 |



4902 2-Seat Banquette

COM Yardage: Total: 8.75 Yds. / Back: 3.5 Yds. / Arms: 2.75 Yds. / Seat: 2.5 Yds.


| COM | GR1 | GR2 | GR3 | GR4 | GR5 | GR6 | GR7 | GR8 | GR9 | GR10 | LEA |
|--------|--------|--------|--------|--------|--------|--------|--------|--------|--------|--------|--------|
| \$3073 | \$3288 | \$3420 | \$3557 | \$3699 | \$3847 | \$4001 | \$4161 | \$4327 | \$4501 | \$4681 | \$5532 |



4904 3-Seat Banquette

COM Yardage: Total: 9.75 Yds. / Back: 4 Yds. / Arms: 2.75 Yds. / Seat: 3 Yds.

| COM | GR1 | GR2 | GR3 | GR4 | GR5 | GR6 | GR7 | GR8 | GR9 | GR10 | LEA |
|--------|--------|--------|--------|--------|--------|--------|--------|--------|--------|--------|--------|
| \$4406 | \$4714 | \$4903 | \$5099 | \$5303 | \$5515 | \$5736 | \$5965 | \$6204 | \$6452 | \$6710 | \$7930 |



4906 Back-to-Back Chair

COM Yardage: Total: 12.5 Yds. / Back: 3.5 Yds. / Arms: 5 Yds. / Seat: 4 Yds.

| COM | GR1 | GR2 | GR3 | GR4 | GR5 | GR6 | GR7 | GR8 | GR9 | GR10 | LEA |
|--------|--------|--------|--------|--------|--------|--------|--------|--------|--------|--------|--------|
| \$4187 | \$4481 | \$4660 | \$4846 | \$5040 | \$5242 | \$5451 | \$5669 | \$5896 | \$6132 | \$6377 | \$7537 |

4908 Back-to-Back 2-Seat Banquette

COM Yardage: Total: 14 Yds. / Back: 4.5 Yds. / Arms: 5 Yds. / Seat: 4.5 Yds.

| COM | GR1 | GR2 | GR3 | GR4 | GR5 | GR6 | GR7 | GR8 | GR9 | GR10 | LEA |
|--------|--------|--------|--------|--------|--------|--------|--------|--------|--------|--------|---------|
| \$5840 | \$6249 | \$6499 | \$6759 | \$7029 | \$7310 | \$7603 | \$7907 | \$8223 | \$8552 | \$8894 | \$10512 |

4910 Back-to-Back 3-Seat Banquette

COM Yardage: Total: 16.5 Yds. / Back: 6 Yds. / Arms: 5 Yds. / Seat: 5.5 Yds.

| COM | GR1 | GR2 | GR3 | GR4 | GR5 | GR6 | GR7 | GR8 | GR9 | GR10 | LEA |
|--------|--------|--------|--------|---------|---------|---------|---------|---------|---------|---------|---------|
| \$8370 | \$8955 | \$9314 | \$9686 | \$10074 | \$10477 | \$10896 | \$11331 | \$11785 | \$12256 | \$12746 | \$15065 |

OPTIONS

Add upcharge to list price and code to model number

| | | |
|-----|--|------------|
| FR | CA133 Fire Retardant per yard | \$90/yd. |
| MB | Moisture Barrier - one and two seat unit | \$125 each |
| MB | Moisture Barrier - three seat unit | \$200 each |
| 2FO | Two Fabric Option | \$98 |

| | | |
|-----|------------------------------------|-----------------|
| 3FO | Three fabric option | \$148 |
| QD | Quad Tufted Seat Design | \$159 per bench |
| VD | V-Pattern Seat Design | \$59 per bench |
| PIP | Piping horizontally and vertically | \$60 per bench |

| DIMENSIONS | Tall Back Straight Banquette | Tall Back Back-to-Back Banquette |
|-----------------|------------------------------|----------------------------------|
| Seat Depth: | 20" | 20" |
| Seat Height: | 18.5" | 18.5" |
| Overall Depth: | 24.5" | 48" |
| Overall Width: | 27", 50.5", 74.5" | 27", 50.5", 74.5" |
| Overall Height: | 48" | 48" |
| Qty./Wt.: | 1 ea./150 lbs. | 1 ea./300 lbs. |



2-SEAT TALL BACK BANQUETTE


MODEL / DESCRIPTION / LIST PRICING



4920 Tall Back Chair

COM Yardage: Total: 9 Yds. / Back: 3 Yds. / Arms: 4 Yds. / Seat: 2 Yds.


| COM | GR1 | GR2 | GR3 | GR4 | GR5 | GR6 | GR7 | GR8 | GR9 | GR10 | LEA |
|--------|--------|--------|--------|--------|--------|--------|--------|--------|--------|--------|--------|
| \$2587 | \$2768 | \$2879 | \$2994 | \$3114 | \$3239 | \$3368 | \$3503 | \$3643 | \$3789 | \$3940 | \$4657 |



4922 2-Seat Tall Back Banquette

COM Yardage: Total: 10.5 Yds. / Back: 4 Yds. / Arms: 4 Yds. / Seat: 2.5 Yds.


| COM | GR1 | GR2 | GR3 | GR4 | GR5 | GR6 | GR7 | GR8 | GR9 | GR10 | LEA |
|--------|--------|--------|--------|--------|--------|--------|--------|--------|--------|--------|--------|
| \$3666 | \$3922 | \$4079 | \$4242 | \$4412 | \$4588 | \$4772 | \$4963 | \$5161 | \$5368 | \$5582 | \$6598 |



4924 3-Seat Tall Back Banquette

COM Yardage: Total: 12 Yds. / Back: 5 Yds. / Arms: 4 Yds. / Seat: 3 Yds.

| COM | GR1 | GR2 | GR3 | GR4 | GR5 | GR6 | GR7 | GR8 | GR9 | GR10 | LEA |
|--------|--------|--------|--------|--------|--------|--------|--------|--------|--------|--------|--------|
| \$5149 | \$5510 | \$5730 | \$5959 | \$6198 | \$6446 | \$6703 | \$6971 | \$7250 | \$7540 | \$7842 | \$9269 |



4912 Back-to-Back Tall Back Chair

COM Yardage: Total: 13 Yds. / Back: 3.5 Yds. / Arms: 6 Yds. / Seat: 3.5 Yds.

| COM | GR1 | GR2 | GR3 | GR4 | GR5 | GR6 | GR7 | GR8 | GR9 | GR10 | LEA |
|--------|--------|--------|--------|--------|--------|--------|--------|--------|--------|--------|--------|
| \$4915 | \$5259 | \$5469 | \$5688 | \$5916 | \$6152 | \$6399 | \$6654 | \$6921 | \$7197 | \$7485 | \$8847 |

4914 Back-to-Back 2-Seat Tall Back Banquette

COM Yardage: Total: 16.5 Yds. / Back: 6 Yds. / Arms: 6 Yds. / Seat: 4.5 Yds.

| COM | GR1 | GR2 | GR3 | GR4 | GR5 | GR6 | GR7 | GR8 | GR9 | GR10 | LEA |
|--------|--------|--------|--------|--------|--------|--------|--------|--------|---------|---------|---------|
| \$6964 | \$7451 | \$7749 | \$8059 | \$8381 | \$8717 | \$9065 | \$9428 | \$9805 | \$10197 | \$10605 | \$12534 |

4916 Back-to-Back 3-Seat Tall Back Banquette

COM Yardage: Total: 18 Yds. / Back: 7 Yds. / Arms: 6 Yds. / Seat: 5 Yds.

| COM | GR1 | GR2 | GR3 | GR4 | GR5 | GR6 | GR7 | GR8 | GR9 | GR10 | LEA |
|--------|---------|---------|---------|---------|---------|---------|---------|---------|---------|---------|---------|
| \$9783 | \$10468 | \$10886 | \$11322 | \$11775 | \$12246 | \$12735 | \$13245 | \$13775 | \$14326 | \$14899 | \$17609 |

OPTIONS

Add upcharge to list price and code to model number

| | | |
|-----|--|------------|
| FR | CA133 Fire Retardant per yard | \$90/yd. |
| MB | Moisture Barrier - one and two seat unit | \$125 each |
| MB | Moisture Barrier - three seat unit | \$200 each |
| 2FO | Two Fabric Option | \$98 |

| | | |
|-----|------------------------------------|----------------|
| 3FO | Three fabric option | \$148 |
| QD | Quad Tufted Seat Design | \$159 per seat |
| VD | V-Pattern Seat Design | \$59 per seat |
| PIP | Piping horizontally and vertically | \$60 per seat |

2 Postures
Straight and Slanted
postures available

TIVOLI SERIES

The Tivoli Banquette is cleverly designed with the bench resting on a welded steel frame. Seats and backs can be upholstered with matching fabrics, or choose an optional two tone or vinyl and fabric combination to match any color scheme. Available in slanted or straight posture, with or without privacy panel.



TIVOLI WITH PRIVACY PANEL



TIVOLI BANQUETTE
STANDARD SLANTED



TIVOLI BANQUETTE
STRAIGHT POSTURE



BACK TO BACK UNIT WITH PRIVACY PANEL

ORDERING INFORMATION

- | | |
|----------------------------|---------------------------------|
| 1) Series Name | 6) Panel Laminate Selection |
| 2) Model Number | 7) Panel Veneer Species & Stain |
| 3) Quantity | 8) Optional Items |
| 4) Fabric Grade and Number | |
| 5) Frame Color | |

TIVOLI GENERAL SPECIFICATIONS

Design

The Tivoli is available with or without privacy panel. Available in two postures:

1. Slanted (the back slightly angled).
2. Straight (the back and seat in a straight posture).

For your custom seating needs, contact our Customer Service department.

Frame Construction

Frame assembly is constructed of multi-ply hardwood, with tongue and groove construction. All foam is fully bonded to frame. Seat cushions are 3" graded high resiliency (H.R.) block foam with 2" (H.R.) foam back, covered entirely with special bonded polyester fiber to protect final upholstery. No sag-springs are installed in seat & back along with interlocking helicoil springs to prevent sagging and provide additional lower back and seat support.

Upholstery

Seat and back are covered in choice of fabric, vinyl, crypton, leather or COM. ERG uses only water based glues and adhesives in our upholstery process.

Metal Leg Construction

The standard angled legs are 1.5" diameter mandrel formed steel, for a unique style and durability. Straight rear legs are available, ideal for placing against walls.

COLORS / FINISHES

Frame Finish Colors:

Standard powder coat colors available & optional polished chrome.

OPTIONS

- CODE: FR - CA133 Fire Retardant.
- CODE: MB - Moisture Barrier.
- CODE: SRL - Straight Rear Leg.
- CODE: 2FO - Two Fabric Option.
- CODE: PC - Polished Chrome Legs
- CODE: BHC - Bar Height Counter



BAR-HEIGHT
COUNTER



BAR HEIGHT
COUNTER



STRAIGHT REAR LEG



AVAILABLE ACRYLIC
PRIVACY PANELS


| DIMENSIONS | 48" Wide Banquette | 60" Wide Banquette | 72" Wide Banquette | Back-to-Back Banquette |
|-----------------|--------------------|--------------------|--------------------|------------------------|
| Seat Depth: | 20" | 20" | 20" | 20" |
| Seat Height: | 18" | 18" | 18" | 18" |
| Overall Depth:* | 32" | 32" | 32" | 52" |
| Overall Width: | 48" | 60" | 72" | 48", 60", 72" |
| Overall Height: | 34" | 34" | 34" | 34" |
| Qty./Wt.: | 1 ea./110 lbs | 1 ea./165 lbs | 1 ea./210 lbs | 1 ea./210 lbs |

*Overall depth with straight rear leg option is 27"



TIVOLI BANQUETTE

MODEL / DESCRIPTION / LIST PRICING



640 48" Wide Banquette - Slanted Posture COM Yardage: Total: 5.75 Yds. / Back: 3.25 Yds. / Seat: 2.5 Yds.


| COM | GR1 | GR2 | GR3 | GR4 | GR5 | GR6 | GR7 | GR8 | GR9 | GR10 | LEA |
|--------|--------|--------|--------|--------|--------|--------|--------|--------|--------|--------|--------|
| \$2281 | \$2440 | \$2538 | \$2639 | \$2745 | \$2855 | \$2969 | \$3088 | \$3211 | \$3340 | \$3473 | \$4105 |

642 60" Wide Banquette - Slanted Posture COM Yardage: Total: 7.5 Yds. / Back 4.5 Yds. / Seat: 3 Yds.

| COM | GR1 | GR2 | GR3 | GR4 | GR5 | GR6 | GR7 | GR8 | GR9 | GR10 | LEA |
|--------|--------|--------|--------|--------|--------|--------|--------|--------|--------|--------|--------|
| \$3110 | \$3328 | \$3461 | \$3599 | \$3743 | \$3893 | \$4049 | \$4211 | \$4379 | \$4554 | \$4737 | \$5598 |

644 72" Wide Banquette - Slanted Posture COM Yardage: Total: 8.5 Yds. / Back: 5 Yds. / Seat: 3.5 Yds.

| COM | GR1 | GR2 | GR3 | GR4 | GR5 | GR6 | GR7 | GR8 | GR9 | GR10 | LEA |
|--------|--------|--------|--------|--------|--------|--------|--------|--------|--------|--------|--------|
| \$3724 | \$3985 | \$4144 | \$4310 | \$4483 | \$4662 | \$4848 | \$5042 | \$5244 | \$5454 | \$5672 | \$6704 |



646 48" Wide Banquette - Straight Posture COM Yardage: Total: 5.5 Yds. / Back: 3.5 Yds. / Seat: 2 Yds.

| COM | GR1 | GR2 | GR3 | GR4 | GR5 | GR6 | GR7 | GR8 | GR9 | GR10 | LEA |
|--------|--------|--------|--------|--------|--------|--------|--------|--------|--------|--------|--------|
| \$2281 | \$2440 | \$2538 | \$2639 | \$2745 | \$2855 | \$2969 | \$3088 | \$3211 | \$3340 | \$3473 | \$4105 |

647 60" Wide Banquette - Straight Posture COM Yardage: Total: 7.5 Yds. / Back 4.5 Yds. / Seat: 3 Yds.

| COM | GR1 | GR2 | GR3 | GR4 | GR5 | GR6 | GR7 | GR8 | GR9 | GR10 | LEA |
|--------|--------|--------|--------|--------|--------|--------|--------|--------|--------|--------|--------|
| \$3110 | \$3328 | \$3461 | \$3599 | \$3743 | \$3893 | \$4049 | \$4211 | \$4379 | \$4554 | \$4737 | \$5598 |

648 72" Wide Banquette - Straight Posture COM Yardage: Total: 6.5 Yds. / Back: 5 Yds. / Seat: 3.5 Yds.

| COM | GR1 | GR2 | GR3 | GR4 | GR5 | GR6 | GR7 | GR8 | GR9 | GR10 | LEA |
|--------|--------|--------|--------|--------|--------|--------|--------|--------|--------|--------|--------|
| \$3724 | \$3985 | \$4144 | \$4310 | \$4483 | \$4662 | \$4848 | \$5042 | \$5244 | \$5454 | \$5672 | \$6704 |



640-B2B 48" Wide Back-to-Back Banquette COM Yardage: Total: 11 Yds. / Back: 6 Yds. / Seat: 5 Yds.

| COM | GR1 | GR2 | GR3 | GR4 | GR5 | GR6 | GR7 | GR8 | GR9 | GR10 | LEA |
|--------|--------|--------|--------|--------|--------|--------|--------|--------|--------|--------|--------|
| \$4332 | \$4636 | \$4821 | \$5014 | \$5214 | \$5423 | \$5640 | \$5865 | \$6100 | \$6344 | \$6598 | \$7798 |

642-B2B 60" Wide Back-to-Back Banquette COM Yardage: Total: 12.5 Yds. / Back: 6.5 Yds. / Seat: 6 Yds.

| COM | GR1 | GR2 | GR3 | GR4 | GR5 | GR6 | GR7 | GR8 | GR9 | GR10 | LEA |
|--------|--------|--------|--------|--------|--------|--------|--------|--------|--------|--------|---------|
| \$5908 | \$6322 | \$6575 | \$6838 | \$7111 | \$7396 | \$7692 | \$7999 | \$8319 | \$8652 | \$8998 | \$10635 |

644-B2B 72" Wide Back-to-Back Banquette COM Yardage: Total: 13.5 Yds. / Back: 7 Yds. / Seat: 6.5 Yds.

| COM | GR1 | GR2 | GR3 | GR4 | GR5 | GR6 | GR7 | GR8 | GR9 | GR10 | LEA |
|--------|--------|--------|--------|--------|--------|--------|--------|--------|---------|---------|---------|
| \$7076 | \$7571 | \$7874 | \$8189 | \$8517 | \$8857 | \$9212 | \$9580 | \$9963 | \$10362 | \$10776 | \$12737 |

OPTIONS

Add upcharge to list price and code to model number

| | | |
|-----|------------------------------------|----------|
| FR | CA133 Fire Retardant per yard | \$90/yd. |
| MB | Moisture Barrier - up to 60" width | \$125 |
| MB | Moisture Barrier - over 60" width | \$200 |
| SRL | Straight Rear Leg | N/C |
| 2FO | Two Fabric Option | \$98 |

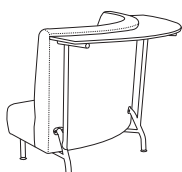
| | | |
|-----|--|-------|
| PC | Polished Chrome - single unit, up to 60" | \$300 |
| PC | Polished Chrome - single unit, over 60" | \$450 |
| PC | Polished Chrome - back-to-back unit, up to 60" | \$500 |
| PC | Polished Chrome - back-to-back unit, over 60" | \$750 |
| BHC | Bar Height Counter | \$700 |

| DIMENSIONS | 90° Curve w/Laminate Bar Height Shelf | 90° Curve w/Laminate Bar Height Shelf |
|-----------------|---------------------------------------|---------------------------------------|
| Radius: | 48" | 60" |
| Shelf Depth: | 12" | 12" |
| Shelf Height: | 42" | 42" |
| Seat Height: | 18" | 18" |
| Overall Width: | 84.75" | 101.75" |
| Overall Height: | 44" | 44" |
| Qty./Wt.: | 1 ea./110 lbs | 1 ea./165 lbs |



TIVOLI CURVE BANQUETTE

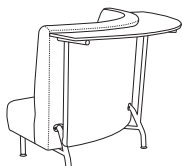
MODEL / DESCRIPTION / LIST PRICING



649-4R 90° Curved Tivoli w/Laminate Bar Height Shelf (48" Radius)

COM Yardage: Total: 11 Yds. / Back: 8 Yds. / Seat: 3 Yds.

| COM | GR1 | GR2 | GR3 | GR4 | GR5 | GR6 | GR7 | GR8 | GR9 | GR10 | LEA |
|--------|--------|--------|--------|--------|--------|--------|--------|--------|--------|--------|--------|
| \$4153 | \$4443 | \$4621 | \$4806 | \$4998 | \$5198 | \$5406 | \$5622 | \$5847 | \$6081 | \$6324 | \$7475 |



649-5R 90° Curved Tivoli w/Laminate Bar Height Shelf (60" Radius)

COM Yardage: Total: 12.5 Yds. / Back: 9 Yds. / Seat: 3.5 Yds.

| COM | GR1 | GR2 | GR3 | GR4 | GR5 | GR6 | GR7 | GR8 | GR9 | GR10 | LEA |
|--------|--------|--------|--------|--------|--------|--------|--------|--------|--------|--------|--------|
| \$4303 | \$4604 | \$4788 | \$4980 | \$5179 | \$5386 | \$5602 | \$5826 | \$6059 | \$6301 | \$6553 | \$7745 |



TIVOLI CURVE BANQUETTE

NOTE: Deduct \$700 if purchased without shelf.

OPTIONS

Add upcharge to list price and code to model number

| | | |
|----|-----------------------------------|----------|
| FR | CA133 Fire Retardant per yard | \$90/yd. |
| MB | Moisture Barrier - over 60" width | \$200 |

| | | |
|-----|---|-------|
| 2FO | Two Fabric Option | \$98 |
| PC | Polished Chrome - single unit, over 60" | \$450 |

PRIVACY PANELS ONLY

| DIMENSIONS | 48" Wide Privacy Panel | 60" Wide Privacy Panel | 72" Wide Privacy Panel |
|---------------|------------------------|------------------------|------------------------|
| Panel Depth: | 1.25" | 1.25" | 1.25" |
| Panel Width: | 48" | 60" | 72" |
| Panel Height: | 48" | 48" | 48" |

UPHOLSTERED
PRIVACY PANEL

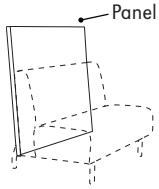


NAPOLI BANQUETTE



1/2" THICK ACRYLIC
PRIVACY PANELS AVAILABLE

MODEL / DESCRIPTION / LIST PRICING



360P 48" Wide Privacy Panel Only

COM Yardage: Total: 3 Yds. (Please allow extra fabric for repeat design.)

| COM | GR1 | GR2 | GR3 | GR4 | GR5 | GR6 | GR7 | GR8 | GR9 | GR10 | LEA |
|----------|-------|-------|--------|-------|-------|---------|--------|--------|--------|--------|--------|
| \$791 | \$846 | \$880 | \$915 | \$952 | \$990 | \$1029 | \$1070 | \$1113 | \$1158 | \$1204 | \$1423 |
| LAMINATE | | | VENEER | | | ACRYLIC | | | | | |
| \$710 | | | \$1676 | | | CALL | | | | | |

362P 60" Wide Privacy Panel Only

COM Yardage: Total: 4 Yds. (Please allow extra fabric for repeat design.)

| COM | GR1 | GR2 | GR3 | GR4 | GR5 | GR6 | GR7 | GR8 | GR9 | GR10 | LEA |
|----------|--------|--------|--------|--------|--------|---------|--------|--------|--------|--------|--------|
| \$1043 | \$1116 | \$1160 | \$1207 | \$1255 | \$1305 | \$1357 | \$1412 | \$1468 | \$1527 | \$1588 | \$1877 |
| LAMINATE | | | VENEER | | | ACRYLIC | | | | | |
| \$928 | | | \$2156 | | | CALL | | | | | |

365P 72" Wide Privacy Panel Only

COM Yardage: Total: 5 Yds. (Please allow extra fabric for repeat design.)

| COM | GR1 | GR2 | GR3 | GR4 | GR5 | GR6 | GR7 | GR8 | GR9 | GR10 | LEA |
|----------|--------|--------|--------|--------|--------|---------|--------|--------|--------|--------|--------|
| \$1277 | \$1366 | \$1421 | \$1478 | \$1537 | \$1598 | \$1662 | \$1729 | \$1798 | \$1870 | \$1944 | \$2298 |
| LAMINATE | | | VENEER | | | ACRYLIC | | | | | |
| \$1129 | | | \$2531 | | | CALL | | | | | |



MALIBU BANQUETTE
ACRYLIC PRIVACY PANEL



RAVEN BANQUETTES
LAMINATE PRIVACY PANEL



TIVOLI BANQUETTE
VENEER PRIVACY PANEL

VERONA SERIES

The Verona Banquette is the perfect choice for your perimeter seating or dining needs. Seats and backs can be upholstered with matching fabrics, or choose an optional two tone or vinyl and fabric combination to match any color scheme. Frame can be finished in your choice of laminate or optional wood veneer.



VERONA BANQUETTE



BACK TO BACK VERONA WITH
CLEAN OUT OPTION

ORDERING INFORMATION

- | | |
|----------------------------|---------------------------|
| 1) Series Name | 5) Contrasting Fabrics |
| 2) Model Number | 6) Laminate Selection |
| 3) Quantity | 7) Veneer Species & Stain |
| 4) Fabric Grade and Number | 8) Optional Items |

VERONA GENERAL SPECIFICATIONS

Upholstery

Seat and back are covered in choice of fabric, vinyl, crypton, leather or COM. ERG uses only water based glues and adhesives in our upholstery process.

Frame Construction

The Verona frame is made of multi-ply hardwood and finished with your choice of laminates or optional wood veneer. All foam is fully bonded to frame. Seat cushions are 3" graded high resiliency (H.R.) block foam with back 2" (H.R.) foam, covered entirely with special bonded polyester fiber to protect final upholstery. Cushions are supported by no-sag springs. The Verona back cushion is removable and the seat frame is constructed of multi-ply hardwood and is removable. The recessed base is available in your choice of laminates.

Anchoring

Verona dining benches are easy to anchor to the floor. Hardware for securing the unit to the floor is not included

Note:

Please allow extra fabric for repeat design.


COLORS / FINISHES

Contrasting Fabric:

Contrasting fabrics are available, see options for pricing.

OPTIONS


- CODE: FR - CA133 Fire Retardant.
- CODE: MB - Moisture Barrier.
- CODE: 2FO - Two Fabric Option.
- CODE: USS - Underseat storage for 48" and 60".
- CODE: MTL - Metal Legs: - select color from standard finishes.
- CODE: CO - Clean Out (overall width up to 50")
- CODE: CO1 - Clean Out (overall width over 50")



CUSTOM CURVED VERONA




METAL LEG OPTION




VERONA CORNER CONFIGURATION

| DIMENSIONS | 48" Wide Banquette | 60" Wide Banquette | 72" Wide Banquette |
|-----------------|--------------------|--------------------|--------------------|
| Seat Depth: | 20" | 20" | 20" |
| Seat Height: | 18" | 18" | 18" |
| Overall Width: | 48" | 60" | 72" |
| Overall Depth: | 27" | 27" | 27" |
| Overall Height: | 36" | 36" | 36" |
| Qty./Wt.: | 1 ea. 110 lbs | 1 ea. 165 lbs | 1 ea. 210 lbs |



VERONA

MODEL / DESCRIPTION / LIST PRICING



650 48" Wide Banquette - Laminate Frame COM Yardage: Total: 4 Yds. / Back: 2 Yds. / Seat: 2 Yds.

| COM | GR1 | GR2 | GR3 | GR4 | GR5 | GR6 | GR7 | GR8 | GR9 | GR10 | LEA |
|--------|--------|--------|--------|--------|--------|--------|--------|--------|--------|--------|--------|
| \$2865 | \$3066 | \$3189 | \$3316 | \$3449 | \$3587 | \$3730 | \$3880 | \$4035 | \$4196 | \$4364 | \$5158 |

For unfinished back laminate frame deduct \$200

651 48" Wide Banquette - Wood Veneer Frame COM Yardage: Total: 4 Yds. / Back: 2 Yds. / Seat: 2 Yds.

| COM | GR1 | GR2 | GR3 | GR4 | GR5 | GR6 | GR7 | GR8 | GR9 | GR10 | LEA |
|--------|--------|--------|--------|--------|--------|--------|--------|--------|--------|--------|--------|
| \$4011 | \$4292 | \$4463 | \$4642 | \$4828 | \$5021 | \$5222 | \$5430 | \$5648 | \$5874 | \$6109 | \$7220 |

For unfinished back veneer frame deduct \$400

652 60" Wide Banquette - Laminate Frame COM Yardage: Total: 5 Yds. / Back: 2.5 Yds. / Seat: 2.5 Yds.

| COM | GR1 | GR2 | GR3 | GR4 | GR5 | GR6 | GR7 | GR8 | GR9 | GR10 | LEA |
|--------|--------|--------|--------|--------|--------|--------|--------|--------|--------|--------|--------|
| \$4230 | \$4527 | \$4708 | \$4896 | \$5092 | \$5295 | \$5507 | \$5728 | \$5957 | \$6195 | \$6443 | \$7615 |

For unfinished back laminate frame deduct \$225

653 60" Wide Banquette - Wood Veneer Frame COM Yardage: Total: 5 Yds. / Back: 2.5 Yds. / Seat: 2.5 Yds.

| COM | GR1 | GR2 | GR3 | GR4 | GR5 | GR6 | GR7 | GR8 | GR9 | GR10 | LEA |
|--------|--------|--------|--------|--------|--------|--------|--------|--------|--------|--------|---------|
| \$5923 | \$6338 | \$6591 | \$6855 | \$7129 | \$7414 | \$7711 | \$8019 | \$8340 | \$8674 | \$9020 | \$10661 |

For unfinished back veneer frame deduct \$450

654 72" Wide Banquette - Laminate Frame COM Yardage: Total: 6 Yds. / Back: 3 Yds. / Seat: 3 Yds.

| COM | GR1 | GR2 | GR3 | GR4 | GR5 | GR6 | GR7 | GR8 | GR9 | GR10 | LEA |
|--------|--------|--------|--------|--------|--------|--------|--------|--------|--------|--------|---------|
| \$5732 | \$6133 | \$6379 | \$6634 | \$6899 | \$7175 | \$7462 | \$7760 | \$8071 | \$8394 | \$8729 | \$10318 |

For unfinished back laminate frame deduct \$250

655 72" Wide Banquette - Wood Veneer Frame COM Yardage: Total: 6 Yds. / Back: 3 Yds. / Seat: 3 Yds.

| COM | GR1 | GR2 | GR3 | GR4 | GR5 | GR6 | GR7 | GR8 | GR9 | GR10 | LEA |
|--------|--------|--------|--------|--------|---------|---------|---------|---------|---------|---------|---------|
| \$8022 | \$8584 | \$8927 | \$9284 | \$9655 | \$10042 | \$10443 | \$10861 | \$11295 | \$11747 | \$12217 | \$14440 |

For unfinished back veneer frame deduct \$500


OPTIONS

Add upcharge to list price and code to model number

| | | |
|-----|------------------------------------|------------|
| FR | CA133 Fire Retardant per yard | \$90/yd. |
| MB | Moisture Barrier - up to 60" width | \$125 each |
| MB | Moisture Barrier - over 60" width | \$200 each |
| 2FO | Two Fabric Option | \$98 |

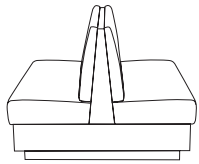
| | | |
|-----|--|---------------|
| USS | Under Seat Fully Lined Storage - for 48" and 60" | \$450 |
| MTL | Metal Legs - per unit | subtract \$50 |
| CO | Clean Out (overall width up to 50") | \$250 |
| CO1 | Clean Out (overall width over 50") | \$385 |

| DIMENSIONS | 48" Wide Banquette | 60" Wide Banquette | 72" Wide Banquette |
|-----------------|--------------------|--------------------|--------------------|
| Seat Depth: | 20" | 20" | 20" |
| Seat Height: | 18" | 18" | 18" |
| Overall Width: | 48" | 60" | 72" |
| Overall Depth: | 52" | 52" | 52" |
| Overall Height: | 36" | 36" | 36" |
| Qty./Wt.: | 1 ea./150 lbs. | 1 ea./200 lbs. | 1 ea./245 lbs. |



BACK TO BACK VERONA
WITH CLEAN OUT OPTION

MODEL / DESCRIPTION / LIST PRICING



650-B2B 48" Wide Back to Back - Laminate Frame

COM Yardage: Total: 8 Yds. / Back: 4 Yds. / Seat: 4 Yds.

| COM | GR1 | GR2 | GR3 | GR4 | GR5 | GR6 | GR7 | GR8 | GR9 | GR10 | LEA |
|--------|--------|--------|--------|--------|--------|--------|--------|--------|--------|--------|--------|
| \$5445 | \$5826 | \$6060 | \$6302 | \$6554 | \$6816 | \$7089 | \$7372 | \$7667 | \$7974 | \$8293 | \$9802 |

651-B2B 48" Wide Back to Back - Wood Veneer Frame

COM Yardage: Total: 8 Yds. / Back: 4 Yds. / Seat: 4 Yds.

| COM | GR1 | GR2 | GR3 | GR4 | GR5 | GR6 | GR7 | GR8 | GR9 | GR10 | LEA |
|--------|--------|--------|--------|--------|--------|--------|---------|---------|---------|---------|---------|
| \$7621 | \$8154 | \$8481 | \$8820 | \$9173 | \$9539 | \$9921 | \$10318 | \$10731 | \$11160 | \$11606 | \$13718 |

652-B2B 60" Wide Back to Back - Laminate Frame

COM Yardage: Total: 10 Yds. / Back: 5 Yds. / Seat: 5 Yds.

| COM | GR1 | GR2 | GR3 | GR4 | GR5 | GR6 | GR7 | GR8 | GR9 | GR10 | LEA |
|--------|--------|--------|--------|--------|---------|---------|---------|---------|---------|---------|---------|
| \$8038 | \$8600 | \$8944 | \$9302 | \$9674 | \$10061 | \$10464 | \$10882 | \$11318 | \$11770 | \$12241 | \$14468 |

653-B2B 60" Wide Back to Back - Wood Veneer Frame

COM Yardage: Total: 10 Yds. / Back: 5 Yds. / Seat: 5 Yds.

| COM | GR1 | GR2 | GR3 | GR4 | GR5 | GR6 | GR7 | GR8 | GR9 | GR10 | LEA |
|---------|---------|---------|---------|---------|---------|---------|---------|---------|---------|---------|---------|
| \$11250 | \$12037 | \$12519 | \$13019 | \$13540 | \$14082 | \$14645 | \$15231 | \$15840 | \$16474 | \$17133 | \$20249 |

654-B2B 72" Wide Back to Back - Laminate Frame

COM Yardage: Total: 12 Yds. / Back: 6 Yds. / Seat: 6 Yds.

| COM | GR1 | GR2 | GR3 | GR4 | GR5 | GR6 | GR7 | GR8 | GR9 | GR10 | LEA |
|---------|---------|---------|---------|---------|---------|---------|---------|---------|---------|---------|---------|
| \$10890 | \$11652 | \$12118 | \$12603 | \$13107 | \$13631 | \$14176 | \$14743 | \$15333 | \$15946 | \$16584 | \$19601 |

655-B2B 72" Wide Back to Back - Wood Veneer Frame

COM Yardage: Total: 12 Yds. / Back: 6 Yds. / Seat: 6 Yds.

| COM | GR1 | GR2 | GR3 | GR4 | GR5 | GR6 | GR7 | GR8 | GR9 | GR10 | LEA |
|---------|---------|---------|---------|---------|---------|---------|---------|---------|---------|---------|---------|
| \$15242 | \$16309 | \$16961 | \$17640 | \$18345 | \$19079 | \$19842 | \$20636 | \$21461 | \$22320 | \$23212 | \$27435 |

OPTIONS

Add upcharge to list price and code to model number

| | | |
|-----|------------------------------------|------------|
| FR | CA133 Fire Retardant per yard | \$90/yd. |
| MB | Moisture Barrier - up to 60" width | \$125 each |
| MB | Moisture Barrier - over 60" width | \$200 each |
| 2FO | Two Fabric Option | \$98 |

| | | |
|-----|--|---------------|
| USS | Under Seat Fully Lined Storage - for 48" and 60" | \$450 |
| MTL | Metal Legs - per unit | subtract \$50 |
| CO | Clean Out (overall width up to 50") | \$250 |
| CO1 | Clean Out (overall width over 50") | \$385 |

| DIMENSIONS | 86" Wide Corner Banquette | L/R End Corner Banquettes | 90° Corner Banquettes |
|-----------------|---------------------------|---------------------------|-----------------------|
| Seat Depth: | 18.5" | 18.5" | 18.5" |
| Seat Width: | 34" | 19" | 18.5" |
| Seat Height: | 18" | 18" | 18" |
| Overall Width: | 86" | 48" | 30" |
| Overall Depth: | 27" | 27" | 30" |
| Overall Height: | 36" | 36" | 36" |
| Qty./Wt.: | 1 ea./220 lbs. | 1 ea./125 lbs. | 1 ea./150 lbs. |

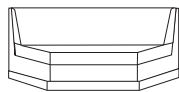


VERONA LEFT END AND RIGHT END CORNER BANQUETTES



VERONA 90° CORNER UNIT

MODEL / DESCRIPTION / LIST PRICING



656 86" Wide Corner Banquette - Laminate Frame

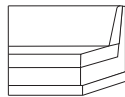
COM Yardage: Total: 7 Yds. / Back: 3.5 Yds. / Seat: 3.5 Yds.

| COM | GR1 | GR2 | GR3 | GR4 | GR5 | GR6 | GR7 | GR8 | GR9 | GR10 | LEA |
|--------|--------|--------|--------|--------|--------|--------|--------|--------|--------|--------|---------|
| \$6304 | \$6745 | \$7015 | \$7296 | \$7588 | \$7891 | \$8207 | \$8535 | \$8877 | \$9232 | \$9601 | \$11348 |

657 86" Wide Corner Banquette - Wood Veneer Frame

COM Yardage: Total: 7 Yds. / Back: 3.5 Yds. / Seat: 3.5 Yds.

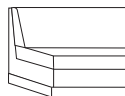
| COM | GR1 | GR2 | GR3 | GR4 | GR5 | GR6 | GR7 | GR8 | GR9 | GR10 | LEA |
|--------|--------|---------|---------|---------|---------|---------|---------|---------|---------|---------|---------|
| \$9327 | \$9980 | \$10379 | \$10794 | \$11226 | \$11675 | \$12142 | \$12628 | \$13133 | \$13658 | \$14205 | \$16789 |



658L/R Left or Right End Corner Banquette - Laminate Frame

COM Yardage: Total: 5 Yds. / Back: 2.5 Yds. / Seat: 2.5 Yds.

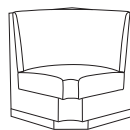
| COM | GR1 | GR2 | GR3 | GR4 | GR5 | GR6 | GR7 | GR8 | GR9 | GR10 | LEA |
|--------|--------|--------|--------|--------|--------|--------|--------|--------|--------|--------|--------|
| \$3791 | \$4056 | \$4218 | \$4387 | \$4562 | \$4745 | \$4935 | \$5132 | \$5337 | \$5551 | \$5773 | \$6823 |



659L/R Left or Right End Corner Banquette - Wood Veneer Frame

COM Yardage: Total: 5 Yds. / Back: 2.5 Yds. / Seat: 2.5 Yds.

| COM | GR1 | GR2 | GR3 | GR4 | GR5 | GR6 | GR7 | GR8 | GR9 | GR10 | LEA |
|--------|--------|--------|--------|--------|--------|--------|--------|--------|--------|--------|---------|
| \$5586 | \$5977 | \$6216 | \$6465 | \$6723 | \$6992 | \$7272 | \$7563 | \$7865 | \$8180 | \$8507 | \$10055 |



660 Verona 90° Corner Unit - Laminate Frame

COM Yardage: Total: 6.5 Yds. / Back: 4.5 Yds. / Seat: 2 Yds.

| COM | GR1 | GR2 | GR3 | GR4 | GR5 | GR6 | GR7 | GR8 | GR9 | GR10 | LEA |
|--------|--------|--------|--------|--------|--------|--------|--------|--------|--------|--------|--------|
| \$2594 | \$2775 | \$2886 | \$3001 | \$3122 | \$3246 | \$3376 | \$3511 | \$3652 | \$3798 | \$3950 | \$4668 |

661 Verona 90° Corner Unit - Wood Veneer Frame

COM Yardage: Total: 6.5 Yds. / Back: 4.5 Yds. / Seat: 2 Yds.

| COM | GR1 | GR2 | GR3 | GR4 | GR5 | GR6 | GR7 | GR8 | GR9 | GR10 | LEA |
|--------|--------|--------|--------|--------|--------|--------|--------|--------|--------|--------|--------|
| \$3890 | \$4163 | \$4329 | \$4502 | \$4682 | \$4870 | \$5064 | \$5267 | \$5478 | \$5697 | \$5925 | \$7002 |

OPTIONS

Add upcharge to list price and code to model number

| | | |
|-----|------------------------------------|------------|
| FR | CA133 Fire Retardant per yard | \$90/yd. |
| MB | Moisture Barrier - up to 60" width | \$125 each |
| MB | Moisture Barrier - over 60" width | \$200 each |
| 2FO | Two Fabric Option | \$98 |

| | | |
|-----|--|---------------|
| USS | Under Seat Fully Lined Storage - for 48" and 60" | \$450 |
| MTL | Metal Legs - per unit | subtract \$50 |
| CO | Clean Out (overall width up to 50") | \$250 |
| CO1 | Clean Out (overall width over 50") | \$385 |

Let ERG International help you in the decision making!

Why Specify Cluster Seating?

- No chair tripping hazard
- Seats are elevated for easy floor cleanup
- Seats are fixed to frame


Cluster Seating Usage

- Food Courts & Dining Halls
- Corporate, Healthcare and Student Cafeterias

Cluster Selection241
 Barri Floor Mount243
 Cora245
 Roundabout247
 Vista248
 Cluster Seat Choices250



ALL FLOOR MOUNT



ERG has created several cluster seating styles designed with durability, organization and safety in mind



1 - BARRI



2 - CORA



3 - ROUNDABOUT



4 - VISTA

– see what ERG can offer you!

At ERG, your choices are only limited by your imagination!

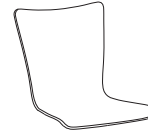
Please don't forget the selection of seating options that ERG International offers! The choices are incredible!

For more information, please refer to our Multi-purpose Seating Section.

1 – BARRI

| | |
|------------------|-----------------|
| Benton | Florin |
| Benton Demi Back | Pento Demi Back |
| Dekko Demi Back | Webby |
| Delfi | Webby Wood |

Cluster Seat Choices



Benton



Benton Demi

2 – CORA

| | |
|------------------|-----------------|
| Benton | Florin |
| Benton Demi Back | Pento Demi Back |
| Dekko Demi Back | Webby |
| Delfi | Webby Wood |



Dekko Demi

3 – ROUNDABOUT

| | |
|------------------|-----------------|
| Benton | Florin |
| Benton Demi Back | Pento Demi Back |
| Dekko Demi Back | Webby |
| Delfi | Webby Wood |



Delfi



Florin

4 – VISTA

| | |
|------------------|-----------------|
| Benton | Florin |
| Benton Demi Back | Pento Demi Back |
| Dekko Demi Back | Webby |
| Delfi | Webby Wood |



Pento Demi



Webby



Webby Wood

How to order your cluster seating:

1. Select frame design from Barri, Cora, Roundabout or Vista.
2. Select seat of your choice. Please see which seat is appropriate for your frame selection.
3. Pricing of complete cluster:
 - a) Price of frame.
 - b) Add seat price multiplied by the total number of seats.
 - c) Add frame and seat pricing to obtain total list price.

BARRI TABLE & CHAIR FLOOR MOUNT

The Barri features a welded 3" round steel tube frame, floor mounted with 8" steel base cover.



BAR HEIGHT STOOL WITH PENTO DEMI SHELLS
AND BAR HEIGHT BASE WITH 30" ROUND TABLE

ORDERING INFORMATION

To Order Please Specify:

- | | |
|-----------------|----------------------------------|
| 1) Series Name | 6) Laminate Selection and Number |
| 2) Model Number | 7) Convex T-Mold Edge Color |
| 3) Size | 8) Upholstery |
| 4) Quantity | 9) Wood Seat Stain Color |
| 5) Frame Color | 10) Optional Items |

OPTIONS

- CODE: OU - Outdoor Undercoat

BARRI GENERAL SPECIFICATIONS

Frame Construction

The Barri features a 3" round steel tube frame, **floor mounted** with 8" steel base cover. Frame is sand blasted and then powder coated for maximum paint adhesion. 24" and 30" bar height seats have a welded fixed footrest. **Seats feature swivel with automatic return.**

Table Tops

Standard 30" or 36" laminate table tops are 1.25" thick high density particle board with convex T-mold edge 1-A. Your choice of over 1000 standard laminates from brands like Nevamar, Wilsonart, Formica and Pionite.

COLORS / FINISHES

Frame Finish Colors:

Standard powder coat colors available.

Choice of Seats

Choose from several ERG seat styles.

Floor Mount

Floor mounted base features 6" diameter cast iron base with 8" steel cover.

Foot Rest

Fixed, welded to column on counter and bar heights.

Note

All tables are completely assembled to be sure of fit prior to being knocked down for shipping. All tables are bubble packed, boxed and wood crated to ensure safe delivery



| DIMENSIONS | Table Base | Chair Base |
|------------|---------------|---------------|
| Height: | 29", 36", 42" | 18", 24", 30" |
| Qty./Wt.: | 1 ea./45 lbs. | 1 ea./40 lbs. |



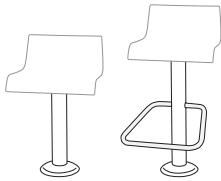
BARRI TABLE WITH 29" BARRI BASE



BARRI TABLE WITH 42" BARRI BASE

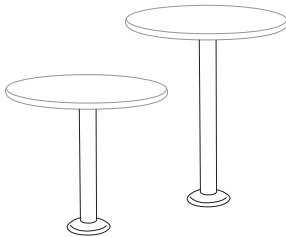
MODEL / DESCRIPTION / LIST PRICING FOR COLUMN BASE ONLY (ADD SEAT OPTION TO LIST PRICE)

ALL FLOOR MOUNT



Chair Column Base

| | | | |
|---------------|--|----------|-------|
| BAR/18 | 18" Chair Height Seat base | 18" base | \$342 |
| BAR/24 | 24" Counter Height Seat base w/ footrest | 24" base | \$573 |
| BAR/30 | 30" Bar Height Seat base w/ footrest | 30" base | \$601 |



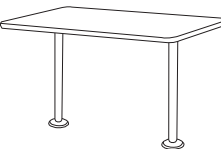
Top/Table Base with 30" or 36" round laminate top and Convex T-Mold Edge 1-A

| | | | |
|----------------|-------------------------------|---------------|---------------|
| BAR/T29 | 29" Height Table base | 30" Table Top | 36" Table Top |
| | | \$456 | \$553 |
| BAR/T36 | 36" Counter Height Table base | 30" Table Top | 36" Table Top |
| | | \$617 | \$693 |
| BAR/T42 | 42" Bar Height Table base | 30" Table Top | 36" Table Top |
| | | \$624 | \$700 |



Top/Table Base with 48", 60" or 72" laminate top and Convex T-Mold Edge 1-A
Based on a 24" Deep Tops

| | | | | |
|----------------|-------------------------------|---------------|---------------|---------------|
| BAR/T29 | 29" Height Table base | 48" Table Top | 60" Table Top | 72" Table Top |
| | | \$798 | \$836 | \$935 |
| BAR/T36 | 36" Counter Height Table base | 48" Table Top | 60" Table Top | 72" Table Top |
| | | \$956 | \$993 | \$1092 |
| BAR/T42 | 42" Bar Height Table base | 48" Table Top | 60" Table Top | 72" Table Top |
| | | \$971 | \$1009 | \$1103 |



CHOOSE FROM MANY CHAIRS & BARSTOOLS FROM THE ERG COLLECTION



CORA CLUSTER SEATING

The Cora features a fully welded 2" round steel tube frame, laminate table top and your choice of swivel seats with auto return.



FOUR SEAT CLUSTER WITH 30" ROUND TABLE AND DELFI SEATS



TWO SEAT CLUSTER WITH 26" SQUARE TABLE AND BENTON DEMI SEATS

ORDERING INFORMATION

To Order Please Specify:

- | | |
|-----------------|----------------------------------|
| 1) Series Name | 6) Laminate Selection and Number |
| 2) Model Number | 7) Convex T-Mold Edge Color |
| 3) Size | 8) Upholstery |
| 4) Quantity | 9) Wood Seat Stain Color |
| 5) Frame Color | 10) Optional Items |

FOR SAFETY, ERG RECOMMENDS FLOOR MOUNTING CLUSTER SEATING

CORA GENERAL SPECIFICATIONS

Frame Construction

The Cora rounded frame is fabricated with fully welded, 14-gauge, 2" steel tube. Frame is sand blasted and then powder coated for maximum paint adhesion. Seats feature swivel with automatic return.

Table Tops

Standard laminate table top is 1.25" thick high density particle board with convex T-mold edge. Your choice of over 1000 standard laminates from brands like Nevamar, Wilsonart, Formica and Pionite. All tables are completely assembled to be sure of fit prior to being knocked down for shipping. All tables are bubble packed, boxed and wood crated to ensure safe delivery

Choice of Seats

Choose from several ERG seat styles.

Floor Mount

Cora frames come standard with floor mount.

Note

Cluster units are shipped K-D, easy to install.

COLORS / FINISHES

Frame Finish Colors:

Standard powder coat colors available.

OPTIONS

- CODE: OU - Outdoor Undercoat




| DIMENSIONS | 4 Seat Cluster | 2 Seat Cluster |
|------------------|----------------|----------------|
| Table Height: | 29" | 29" |
| Table Dimension: | 30" or 36" | 26" |
| Overall Depth: | 68" | 68" |
| Overall Width: | 68" | 26" |
| Qty./Wt.: | 250 lb. | 150 lb. |



FOUR SEAT CLUSTER WITH 30" ROUND TABLE AND DELFI SEATS

FOR SAFETY, ERG RECOMMENDS FLOOR MOUNTING CLUSTER SEATING

MODEL / DESCRIPTION / LIST PRICING FRAME ONLY (ADD SEAT OPTION TO LIST PRICE)



Four seat cluster frame with round table top

COR/30 30" round laminate top and convex T-mold edge

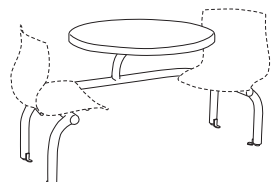
30" Round table frame
\$2058

COR/36 36" round laminate top and convex T-mold edge

36" Round table frame
\$2207

COR/42 42" round laminate top and convex T-mold edge

42" Round table frame
\$2453



Two seat cluster frame with round or square table top and floor mount

COR/26R 26" round laminate top and convex T-mold edge

26" Round table frame
\$1662

COR/26S 26" square laminate top and convex T-mold edge

26" Square table frame
\$1778



OPTIONS

Add upcharge to list price and code to model number

| | | |
|----|------------------------------|-------|
| OU | Outdoor Undercoat - per base | \$250 |
|----|------------------------------|-------|

ROUNABOUT CLUSTER SEATING

The Roundabout features a fully welded 2" round steel tube floor mount frame, laminate table top and your choice of swivel seats with auto return.



FOUR SEAT CLUSTER WITH 40" ROUND TABLE AND BENTON LPS WOOD SEATS

FOR SAFETY REASONS, ALL UNITS MUST BE FLOOR MOUNTED TO PREVENT TIP OVER

ORDERING INFORMATION

To Order Please Specify:

- 1) Series Name
- 2) Model Number
- 3) Size
- 4) Quantity
- 5) Frame Color
- 6) Laminate Selection and Number
- 7) Convex T-Mold Edge Color
- 8) Upholstery
- 9) Wood Seat Stain Color
- 10) Optional Items



FLO GENERAL SPECIFICATIONS

Frame

The Roundabout frame is fabricated with fully welded, 14 gauge, 2" steel tube. Frame is sand blasted and then powder coated for maximum paint adhesion. Seats feature swivel with automatic return.

Table Tops

Standard laminate table top is 1.25" thick high density particle board with convex T-mold edge. Your choice of over 1000 standard laminates from brands like Nevamar, Wilsonart, Formica and Pionite. All tables are completely assembled to be sure of fit prior to being knocked down for shipping. All tables are bubble packed, boxed and wood crated to ensure safe delivery

Floor Mount

Roundabout frames come standard with floor mount.

Note

Cluster units are shipped K-D, easy to install.

COLORS / FINISHES

Frame Finish Colors:

Standard powder coat colors.

OPTIONS

- CODE: OU - Outdoor Undercoat
- CODE: CH100 - 2.5" Dia. Umbrella Hole

| DIMENSIONS | 4 Seat Cluster |
|------------------|----------------|
| Table Height: | 29" |
| Table Dimension: | 40" |
| Overall Depth: | 68" |
| Overall Width: | 68" |
| Qty./Wt.: | 250 lb. |

MODEL / DESCRIPTION / LIST PRICING FRAME ONLY (ADD SEAT OPTION TO LIST PRICE)



Four seat cluster frame with round or square table top and floor mount

RDB/40R

40" round laminate top and convex T-mold edge

40" Round table frame
\$2922

OPTIONS

Add upcharge to list price and code to model number

| | | | | | |
|----|------------------------------|-------|-------|-------------------------|------|
| OU | Outdoor Undercoat - per base | \$250 | CH100 | 2.5" Dia. Umbrella Hole | \$80 |
|----|------------------------------|-------|-------|-------------------------|------|

VISTA CLUSTER SEATING

The Vista features a fully welded 1-1/2" x 3" rectangular steel frame, standard laminate table top and your choice of swivel seats with auto return.



RECTANGLE CLUSTER WITH WEBBY SEATS



TWO SEAT CLUSTER WITH DELFI SEATS

ORDERING INFORMATION

To Order Please Specify:

- | | |
|-----------------|----------------------------------|
| 1) Series Name | 6) Laminate Selection and Number |
| 2) Model Number | 7) Convex T-Mold Edge Color |
| 3) Size | 8) Upholstery |
| 4) Quantity | 9) Wood Seat Stain Color |
| 5) Frame Color | 10) Optional Items |

FOR SAFETY, ERG RECOMMENDS FLOOR MOUNTING CLUSTER SEATING

FLO GENERAL SPECIFICATIONS

Frame Construction

The Vista frame is fabricated with fully welded, 11-gauge, rectangular steel tubing. Frame is sand blasted and then powder coated for maximum paint adhesion. Seats feature swivel with automatic return.

Table Tops

Standard laminate table top is 1.25" thick high density particle board with convex T-mold edge. Your choice of over 1000 standard laminates from brands like Nevamar, Wilsonart, Formica and Pionite. All tables are completely assembled to be sure of fit prior to being knocked down for shipping. All tables are bubble packed, boxed and wood crated to ensure safe delivery

Choice of Seats

Choose from several ERG seat styles..

Floor Mount

Vista cluster frames come standard with floor mount.

Note

Cluster units are shipped K-D, easy to install.

COLORS / FINISHES

Frame Finish Colors:

Standard powder coat colors.

OPTIONS

- CODE: OU - Outdoor Undercoat



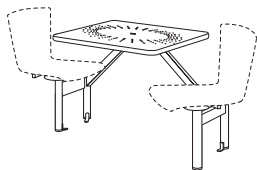
| DIMENSIONS | Rectangle Cluster | Diamond Cluster | 2 Seat Cluster |
|------------------|-------------------|-----------------|----------------|
| Table Height: | 29" | 29" | 29" |
| Table Dimension: | 48" x 30" | 40" square | 26" x 30" |
| Overall Depth: | 68" | 68" | 68" |
| Overall Width: | 68" | 68" | 26" |
| Qty./Wt.: | 320 lb. | 250 lb. | 150 lb. |



RECTANGLE CLUSTER WITH UPHOLSTERED BIKINI WOOD SEATS

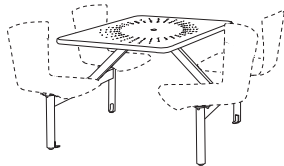
FOR SAFETY, ERG RECOMMENDS FLOOR MOUNTING CLUSTER SEATING

MODEL / DESCRIPTION / LIST PRICING FRAME ONLY (ADD SEAT OPTION TO LIST PRICE)



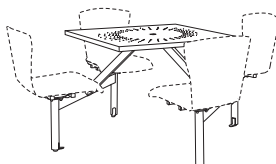
Two seat cluster frame with table top
VST/2630 26" x 30" laminate top and convex T-mold edge

Two Seat cluster frame
 \$2270



Rectangle cluster frame with table top
VST/4830 48" x 30" laminate top and convex T-mold edge

Rectangle cluster frame
 \$2580



Diamond cluster frame with table top
VST/4040 40" square laminate top and convex T-mold edge

Diamond cluster frame
 \$2778

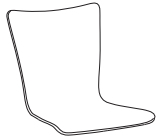


OPTIONS

Add upcharge to list price and code to model number

| | | |
|----|------------------------------|-------|
| OU | Outdoor Undercoat - per base | \$250 |
|----|------------------------------|-------|

SEAT OPTIONS / LIST PRICING PER SEAT (ADD TO FRAME LIST PRICE)



BEN Benton

Multi-Ply Hardwood Shell
\$314

BEN/SI Benton / Upholstered Seat Insert

COM Yardage: 0.5 yard / seat

| COM | GR1 | GR2 | GR3 | GR4 | GR5 | GR6 | GR7 | GR8 | GR9 | GR10 | LEA |
|-------|-------|-------|-------|-------|-------|-------|-------|-------|-------|-------|-------|
| \$355 | \$380 | \$395 | \$411 | \$427 | \$444 | \$462 | \$480 | \$500 | \$520 | \$540 | \$639 |



DEMI Benton Demi Back

Multi-Ply Hardwood Shell
\$314

DEMI/SI Benton Demi Back / Upholstered Seat Insert

COM Yardage: 0.5 yard / seat

| COM | GR1 | GR2 | GR3 | GR4 | GR5 | GR6 | GR7 | GR8 | GR9 | GR10 | LEA |
|-------|-------|-------|-------|-------|-------|-------|-------|-------|-------|-------|-------|
| \$408 | \$437 | \$455 | \$473 | \$492 | \$511 | \$532 | \$553 | \$575 | \$598 | \$622 | \$735 |



DEKD Dekko Demi Back

Multi-Ply Hardwood Seat and Back
\$370

DEKD/SI Dekko Demi Back / Upholstered Seat Insert

COM Yardage: 0.75 yard / seat

| COM | GR1 | GR2 | GR3 | GR4 | GR5 | GR6 | GR7 | GR8 | GR9 | GR10 | LEA |
|-------|-------|-------|-------|-------|-------|-------|-------|-------|-------|-------|-------|
| \$463 | \$495 | \$515 | \$536 | \$557 | \$580 | \$603 | \$627 | \$652 | \$678 | \$705 | \$833 |

OPTIONS

Add upcharge to list price and code to model number

| | | |
|-----|--------------------------------------|-------------|
| ENG | Laser Engraving | \$42 / seat |
| FR | CA133 Fire Retardant | \$90 / yard |
| TT | Two Tone Wood Stains - Benton / Demi | \$75 / seat |

| | | |
|----|--|-------------|
| RB | Reverse Bubble Cutout - Benton / Demi | \$48 / seat |
| UB | Upright Bubble Cutout - Benton / Demi | \$48 / seat |
| VB | Vertical Bubble Cutout - Benton / Demi | \$48 / seat |

SEAT OPTIONS / LIST PRICING PER SEAT (ADD TO FRAME LIST PRICE)



DEL Delfi
Polypropylene Seat and Back
\$281

DEL/SI Delfi / Upholstered Seat Insert COM Yardage: 0.75 yard / seat

| COM | GR1 | GR2 | GR3 | GR4 | GR5 | GR6 | GR7 | GR8 | GR9 | GR10 | LEA |
|-------|-------|-------|-------|-------|-------|-------|-------|-------|-------|-------|-------|
| \$368 | \$393 | \$409 | \$425 | \$442 | \$460 | \$478 | \$498 | \$517 | \$538 | \$560 | \$662 |

DEL/S Delfi / Upholstered Seat and Back Inserts COM Yardage: 0.75 yards / seat

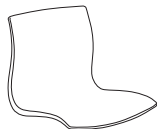
| COM | GR1 | GR2 | GR3 | GR4 | GR5 | GR6 | GR7 | GR8 | GR9 | GR10 | LEA |
|-------|-------|-------|-------|-------|-------|-------|-------|-------|-------|-------|-------|
| \$454 | \$485 | \$505 | \$525 | \$546 | \$568 | \$591 | \$614 | \$639 | \$664 | \$691 | \$816 |



PEND Pento Demi Back
Multi-Ply Hardwood Seat and Back
\$419

PEND/S Pento Demi Back / Upholstered Seat Insert COM Yardage: 0.75 yard / seat

| COM | GR1 | GR2 | GR3 | GR4 | GR5 | GR6 | GR7 | GR8 | GR9 | GR10 | LEA |
|-------|-------|-------|-------|-------|-------|-------|-------|-------|-------|-------|-------|
| \$507 | \$543 | \$564 | \$587 | \$610 | \$635 | \$660 | \$687 | \$714 | \$743 | \$772 | \$913 |



WBY Webby
100% Nylon Plastic Shell
\$274

WBY/SI Webby / Upholstered Seat Insert COM Yardage: 0.75 yard / seat

| COM | GR1 | GR2 | GR3 | GR4 | GR5 | GR6 | GR7 | GR8 | GR9 | GR10 | LEA |
|-------|-------|-------|-------|-------|-------|-------|-------|-------|-------|-------|-------|
| \$362 | \$388 | \$403 | \$419 | \$436 | \$453 | \$472 | \$490 | \$510 | \$530 | \$552 | \$652 |

WBY/S Webby / Upholstered Seat and Back Inserts COM Yardage: 0.75 yards / seat

| COM | GR1 | GR2 | GR3 | GR4 | GR5 | GR6 | GR7 | GR8 | GR9 | GR10 | LEA |
|-------|-------|-------|-------|-------|-------|-------|-------|-------|-------|-------|-------|
| \$450 | \$482 | \$501 | \$521 | \$542 | \$564 | \$586 | \$610 | \$634 | \$660 | \$686 | \$811 |

OPTIONS

Add upcharge to list price and code to model number

| | | |
|-----|--------------------------------------|-------------|
| ENG | Laser Engraving | \$42 / seat |
| FR | CA133 Fire Retardant | \$90 / yard |
| TT | Two Tone Wood Stains - Benton / Demi | \$75 / seat |

| | | |
|----|--|-------------|
| RB | Reverse Bubble Cutout - Benton / Demi | \$48 / seat |
| UB | Upright Bubble Cutout - Benton / Demi | \$48 / seat |
| VB | Vertical Bubble Cutout - Benton / Demi | \$48 / seat |

Let ERG International help you in the decision making!

We gladly provide seating for:

- Waiting Areas
- Lounge Areas
- Medical Facilities
- Student Study Centers
- Student Resident Halls
- Corporate Lounge
- Corporate Lobbies

Lounge Info254

Ashton255

Berkley258

Beson260

Burton262

Flair265

Franky Slim268

Hartford272

Island275

Jackson287

Malibu300

Newport304

Ojai309

Perry315


Raven318

Roxby320


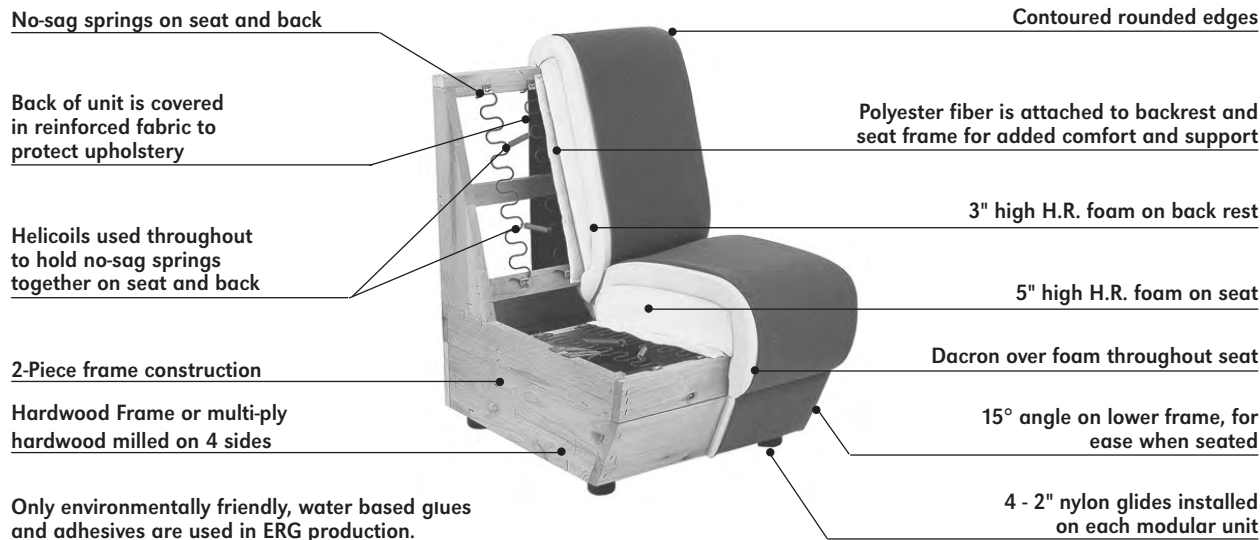
Royce322

Sammy328

Symphony330



ERG CONSTRUCTION VALUES



DETAIL PHOTO

Showing use of installed ganging brackets on chair bottom. Also shown, steel no-sag springs with interlocking helicoil springs and solid wood inner frame. (Product is finished with fabric lining not shown for this view.)

FOR ERG TERMINOLOGY, FABRIC INFORMATION AND COM SPECIFICATIONS PLEASE SEE PAGE 8

ERG Lounges carry a lifetime warranty on frames and foam.

STANDARD POWDER COAT FINISH COLORS

| | | |
|------------------|-----------------------|-----------------|
| Aluminum Mist | Charcoal | Moss |
| Argento Metallic | Charcoal Textured | Navy Blue |
| Black Gloss | Copper | Oiled Bronze |
| Black Textured | Hammertone Gray | Patina Textured |
| Black Wrinkle | Gray | Patriot Blue |
| Brushed Aluminum | Liberty Red | Redwood |
| Burgundy | Light Bronze Textured | Rust Textured |
| Cappuccino | Mocha | Taupe |
| | | White |

STAIN FINISH COLOR / LAMINATE CROSS REFERENCE

When ordering products that mix Laminate with solid Maple wood, ERG suggests the following laminate choices that are similar to ERG's wood stain finish colors.

To obtain a Maple wood sample please call ERG Customer Service Department and specify Natural Maple, Cherry Maple, Dark Walnut or Mahogany wood stain finish color.

To obtain a coordinating laminate sample, please call the appropriate laminate manufacturer (phone numbers listed at right).

| ERG Wood Stain Finish Color | Matching Laminate | Laminate Maker | Product Number |
|-----------------------------|---------------------|----------------|----------------|
| Natural Maple | Fusion Maple | Wilsonart | #7909-60 |
| Cherry Maple | Amber Cherry | Wilsonart | #7919-38 |
| Dark Walnut | Williamsburg Cherry | Wilsonart | #7936-07 |
| Wengé | Madagascar | Wilsonart | #7944-07 |

Toll Free Numbers to obtain coordinating laminate samples:

Formica:
1-800-367-6422

Nevamar:
1-800-638-4380

Pionite:
1-800-746-6483

Wilsonart:
1-800-433-3222

ASHTON LOUNGE

With Ashton Lounge, creating lobby and lounge settings is easy with modular pieces that can form into many different configurations, and fit into any room size. Spectacular results have been obtained when designers use optional contrasting fabrics for backs and seats. The clean lines and sturdy styling of Ashton make it ideal for any application.



ASHTON SINGLE SEAT LOUNGE WITH UPHOLSTERED ARMS



ASHTON CORNER GROUP WITH OUTSIDE ARMS AND ASHTON 90° TABLE

ORDERING INFORMATION

To Order Please Specify:

- | | |
|-----------------------------|--------------------------|
| 1) Series Name | 5) Frame Color |
| 2) Model Number | 6) Fabric Grade & Number |
| 3) Quantity | 7) Optional Items |
| 4) Stain Color for Arm Caps | |

ASHTON GENERAL SPECIFICATIONS

Upholstery

Seat and back are covered in choice of fabric, vinyl, crypton, leather or COM. ERG uses only water based glues and adhesives in our upholstery process. . Contrasting fabrics are available.

Frame Construction

Frame assembly is constructed of multi-ply hardwood, with tongue and groove construction. All foam is fully bonded to frame. Seat cushions are 5" graded high resiliency (H.R.) block foam, covered entirely with special bonded polyester fiber to protect final upholstery. No sag-springs are installed in seat & back along with interlocking helicoil springs to prevent sagging and provide additional lower back and seat support. Each modular unit consists of two individual components bolted together.

Metal Legs

Ashton metal legs are 1.5" diameter, 14 gauge steel tubing welded to a top flange. Each leg has a factory installed black nylon glide.

Arm Choices

Ashton Lounge is available with 3 styles of arms: metal, round or square upholstered. See Ashton arm pricing page for more details.

Arm Caps


Metal arms are available with black polyurethane or wood arm caps. Maple wood arm caps can be finished in choice of standard transparent wood stain colors. All stains, sealers and lacquers used by ERG are water based and 100% environmentally friendly.

Note:

- Tablet orders of 6 or less - choice of 3 standard laminate colors: black, white and silver.
- Tablet orders of 6 or more - any choice standard laminate colors.



FIXED POST TABLET



METAL HAND GRIP



ELECTRICAL/DATA

COLORS / FINISHES

Metal Leg Finish Colors:

Standard powder coat colors or optional polished chrome available.

Wood Stain Colors:

All standard transparent wood stain colors available for wood arm caps.

OPTIONS

- CODE: FR - CA133 Fire Retardant.
- CODE: MB - Moisture Barrier.
- CODE: 2FO - Two Fabric Upholstery Option.
- CODE: GD - Ganging Brackets (Necessary when ganging two or more modules together). Please submit drawing layout where ganging should be installed.
- CODE: PC - Polished Chrome Legs.
- CODE: CAS - Casters - Set of Four.
- CODE: AHG - Metal Hand Grip.
- CODE: TABF() - Fixed Post Tablet (laminate shape A, B or C, armless)
- CODE: TAB() - Non-Removable Swivel Tablet (laminate shape A, B or C left or right arm)
- CODE: TABR1() - Removable Swivel Tablet (laminate shape A, B or C specify left or right arm)
- CODE: TABR2() - Removable Swivel Tablet (laminate shape A, B or C with opening for tablet on both arms)
- CODE: SST - Solid Surface Tablet Arm (add to Tablet option)
- CODE: LAM5 - Non-standard laminate for 5 or less tablets see options for upcharge

Note: Factory installed power/data available, see accessories section for details and pricing.

| DIMENSIONS | Single Seat | Two Seat | Three Seat |
|----------------|---------------|----------------|----------------|
| Seat Width: | 22" | 44" | 66" |
| Seat Depth: | 20" | 20" | 20" |
| Seat Height: | 17.5" | 17.5" | 17.5" |
| Back Height: | 33" | 33" | 33" |
| Overall Width: | 22" | 44" | 66" |
| Overall Depth: | 28" | 28" | 28" |
| Qty./Wt.: | 1 ea./50 lbs. | 1 ea./110 lbs. | 1 ea./135 lbs. |



TWO SEAT LOUNGE



SINGLE SEAT LOUNGE WITH CASTERS AND HAND GRIP

MODEL / DESCRIPTION / LIST PRICING




606 Single Seat Lounge

COM Yardage: 3 Yds. / Back: 1.5 Yds. / Seat: 1.5 Yds.




| COM | GR1 | GR2 | GR3 | GR4 | GR5 | GR6 | GR7 | GR8 | GR9 | GR10 | LEA |
|--------|--------|--------|--------|--------|--------|--------|--------|--------|--------|--------|--------|
| \$1132 | \$1211 | \$1260 | \$1310 | \$1362 | \$1417 | \$1474 | \$1532 | \$1594 | \$1658 | \$1724 | \$2037 |



608 Two Seat Lounge

COM Yardage: 6 Yds. / Back: 3 Yds. / Seat: 3 Yds.

| COM | GR1 | GR2 | GR3 | GR4 | GR5 | GR6 | GR7 | GR8 | GR9 | GR10 | LEA |
|--------|--------|--------|--------|--------|--------|--------|--------|--------|--------|--------|--------|
| \$1955 | \$2092 | \$2176 | \$2263 | \$2353 | \$2447 | \$2545 | \$2647 | \$2753 | \$2863 | \$2978 | \$3519 |



610 Three Seat Lounge

COM Yardage: 9 Yds. / Back: 4.5 Yds. / Seat: 4.5 Yds.

| COM | GR1 | GR2 | GR3 | GR4 | GR5 | GR6 | GR7 | GR8 | GR9 | GR10 | LEA |
|--------|--------|--------|--------|--------|--------|--------|--------|--------|--------|--------|--------|
| \$2519 | \$2695 | \$2803 | \$2915 | \$3032 | \$3153 | \$3279 | \$3410 | \$3547 | \$3689 | \$3836 | \$4534 |

TABLET SHAPES

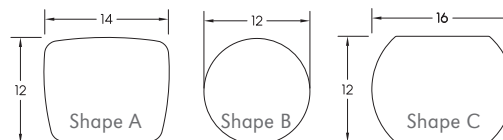
Choose from 3 Tablet Shapes::

Tablets for all modular series are available in 3 shapes, choose from the three shapes shown and specify; A, B or C and left or right (outside tablet) when ordering. Example: TABF-(A) Left - this would be a fixed shape A tablet on the left side (when seated).

Optional Solid Surface available.

Note:

- Tablet orders of 5 or less - choice of 3 standard laminate colors: Wilsonart Black or Frosty White and Nevamar Silver Alu Metalx.
- Tablet orders of 6 or more - any choice standard laminate colors.



OPTIONS

Add upcharge to list price and code to model number

| | | |
|-----|------------------------------------|----------|
| FR | CA133 Fire Retardant per yard | \$90/yd. |
| MB | Moisture Barrier - per seat | \$125 |
| 2FO | Two fabric option | \$98 |
| GD | Ganging Brackets - pair | \$52 |
| PC | Polished Chrome Legs - set of four | \$65 |
| AHG | Metal Hand Grip - per seat | \$150 |
| CAS | Casters - (Model 606) set of four | \$100 |

| | | |
|-----------|---|------------------|
| TABF-() | Fixed Post Tablet (specify A, B or C, left or right side) | \$370 |
| TAB-() | Swivel Tablet (specify A, B or C, left or right arm) | \$395 |
| TABR1-() | Removable Tablet (specify A, B or C, left or right arm) | \$470 |
| TABR2-() | Removable Tablet (specify A, B or C both arm openings) | \$570 |
| SST | Solid Surface Tablet Arm - add to tablet option | \$125 |
| LAM5 | Non-standard laminate (5 tablets or less) | \$250 ea. tablet |

| DIMENSIONS | Single Seat |
|----------------|---------------|
| Seat Width: | 22" |
| Seat Depth: | 20" |
| Seat Height: | 17.5" |
| Arm Height: | 25.5" |
| Back Height: | 33" |
| Overall Width: | 27" |
| Overall Depth: | 28" |
| Qty./Wt.: | 1 ea./65 lbs. |



METAL OUTSIDE ARMS

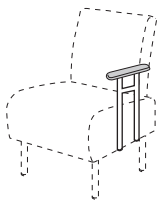


UPHOLSTERED ARMS



NOTE: Left or Right Arm is determined when seated on product. Arms are factory installed.

MODEL / DESCRIPTION / LIST PRICING

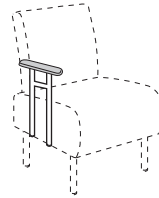


Left Outside Arm
Poly or Maple
Wood

603L-POLY Ashton Left Outside Arm - with Polyurethane Arm Cap

Polyurethane Arm Cap - Right or Left
\$404 per arm

Maple Wood Arm Cap - Right or Left
\$478 per arm



Right Outside Arm
Poly or Maple
Wood

603R-POLY Ashton Right Outside Arm - with Polyurethane Arm Cap



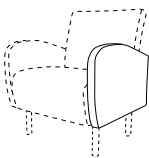
DETAIL POLYURETHANE ARM CAP



MAPLE WOOD ARM CAP


605L-WOOD Ashton Left Outside Arm - with Maple Wood Arm Cap

605R-WOOD Ashton Right Outside Arm - with Maple Wood Arm Cap



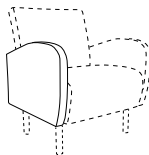
Left Outside Arm
Upholstered
Round

620L Ashton Round Left Outside Arm
COM Yardage 2 Yds.



UPHOLSTERED
ROUND ARM

Upholstered Round Arm - Right or Left
\$418 COM



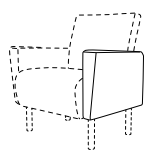
Right Outside Arm
Upholstered
Round

620R Ashton Round Right Outside Arm
COM Yardage 2 Yds.

620L/R Ashton Round Outside Arm - Left/Right

COM Yardage: 2.5 Yds.

| COM | GR1 | GR2 | GR3 | GR4 | GR5 | GR6 | GR7 | GR8 | GR9 | GR10 | LEA |
|-------|-------|-------|-------|-------|-------|-------|-------|-------|-------|-------|-------|
| \$418 | \$447 | \$465 | \$484 | \$503 | \$523 | \$544 | \$566 | \$588 | \$612 | \$636 | \$752 |



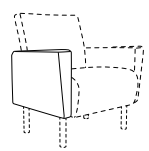
Left Outside Arm
Upholstered
Square

621L Ashton Square Left Outside Arm
COM Yardage 2 Yds.



UPHOLSTERED
SQUARE ARM

Upholstered Square Arm - Right or Left
\$441 COM



Right Outside Arm
Upholstered
Square

621R Ashton Square Right Outside Arm
COM Yardage 2 Yds.

621L/R Ashton Square Outside Arm - Left/Right

COM Yardage: 1.5 Yds.

| COM | GR1 | GR2 | GR3 | GR4 | GR5 | GR6 | GR7 | GR8 | GR9 | GR10 | LEA |
|-------|-------|-------|-------|-------|-------|-------|-------|-------|-------|-------|-------|
| \$441 | \$472 | \$491 | \$510 | \$531 | \$552 | \$574 | \$597 | \$621 | \$646 | \$672 | \$794 |

BERKLEY LOUNGE

The Berkley Lounge Collection offers the utmost in seating comfort. Designed for student housing and any public spaces that require long duration seating comfort and greater width and depth. Available with optional tablet arms and electrical connections for added productivity.



BERKLEY ARM CHAIR



THREE SEAT BERKLEY LOUNGE

ORDERING INFORMATION

To Order Please Specify:

- | | |
|-----------------|----------------------------|
| 1) Series Name | 4) Wood Stain Finish Color |
| 2) Model Number | 5) Fabric Grade & Number |
| 3) Quantity | 6) Optional Items |

BERKLEY GENERAL SPECIFICATIONS

Frame Construction

Frame assembly is constructed of multi-ply hardwood, with tongue and groove construction. All foam is fully bonded to frame. Seat cushions are 4" graded high resiliency (H.R.) block foam with 3" H.R. foam seat back, covered entirely with special bonded polyester fiber to protect final upholstery. No sag-springs are installed in seat & back along with interlocking helicoil springs to prevent sagging and provide additional lower back and seat support.

Upholstery

Seat and back are covered in choice of fabric, vinyl, crypton, leather or COM. Contrasting fabrics are available, see options for pricing. ERG uses only water based glues and adhesives in our upholstery process.

Maple Wood Legs

Berkley legs are made of maple wood with added corner support for each 5" Hardwood leg. All standard wood stains are available. All stains, sealers and lacquers used by ERG are water based and 100% environmentally friendly.

Note:

- Tablet orders of 5 or less - choice of 3 standard laminate colors: black, white and silver.
- Tablet orders of 6 or more - any choice standard laminate colors.

COLORS / FINISHES

Wood Stain Finish Colors:

All standard wood stains are available.

OPTIONS

- CODE: FR - CA133 Fire Retardant.
- CODE: MB - Moisture Barrier.
- CODE: 2FO - Two Fabric Option.
- CODE: 3FO - Three Fabric Option.
- CODE: TAB(-) - Non-Removable Swivel Tablet (laminate shape A, B or C left or right arm)
- CODE: TABR1(-) - Removable Swivel Tablet (laminate shape A, B or C specify left or right arm)
- CODE: TABR2(-) - Removable Swivel Tablet (laminate shape A, B or C with opening for tablet on both arms)
- CODE: SST - Solid Surface Tablet Arm (add to Tablet option)
- CODE: CUP - Cup Holder
- CODE: LAM5 - Non-standard laminate for 5 or less tablets see options for upcharge



TABLET ARM



CUP HOLDER



ELECTRICAL/DATA


Note: Factory installed power/data available, see accessories section for details and pricing.

| DIMENSIONS | Single Seat | Two Seat | Three Seat |
|----------------|---------------|----------------|----------------|
| Seat Width: | 24" | 49" | 74" |
| Seat Depth: | 20" | 20" | 20" |
| Seat Height: | 17" | 17" | 17" |
| Arm Height: | 26" | 26" | 26" |
| Back Height: | 34" | 34" | 34" |
| Overall Width: | 36" | 61" | 80" |
| Overall Depth: | 32" | 32" | 32" |
| Qty./Wt.: | 1 ea./85 lbs. | 1 ea./155 lbs. | 1 ea./230 lbs. |



BERKLEY ARM CHAIR WITH OPTIONAL TABLET ARM


MODEL / DESCRIPTION / LIST PRICING



6310 Arm Chair with Maple Wood Legs

COM Yardage: 6.5 Yds. / Back: 2 Yds. / Seat: 1.5 Yds. / Arms: 3 Yds.


| COM | GR1 | GR2 | GR3 | GR4 | GR5 | GR6 | GR7 | GR8 | GR9 | GR10 | LEA |
|--------|--------|--------|--------|--------|--------|--------|--------|--------|--------|--------|--------|
| \$1598 | \$1710 | \$1778 | \$1850 | \$1923 | \$2000 | \$2080 | \$2164 | \$2250 | \$2340 | \$2434 | \$2877 |



6320 Two Seat Lounge Sofa with Maple Wood Legs

COM Yardage: 8.5 Yds. / Back: 3.5 Yds. / Seat: 2 Yds. / Arms: 3 Yds.

| COM | GR1 | GR2 | GR3 | GR4 | GR5 | GR6 | GR7 | GR8 | GR9 | GR10 | LEA |
|--------|--------|--------|--------|--------|--------|--------|--------|--------|--------|--------|--------|
| \$2270 | \$2429 | \$2526 | \$2627 | \$2732 | \$2842 | \$2955 | \$3073 | \$3196 | \$3324 | \$3457 | \$4086 |



6330 Three Seat Lounge Sofa with Maple Wood Legs

COM Yardage: 11.25 Yds. / Back: 5.5 Yds. / Seat: 2.75 Yds. / Arms: 3 Yds.

| COM | GR1 | GR2 | GR3 | GR4 | GR5 | GR6 | GR7 | GR8 | GR9 | GR10 | LEA |
|--------|--------|--------|--------|--------|--------|--------|--------|--------|--------|--------|--------|
| \$3187 | \$3410 | \$3546 | \$3688 | \$3836 | \$3989 | \$4149 | \$4315 | \$4487 | \$4667 | \$4853 | \$5736 |

TABLET SHAPES

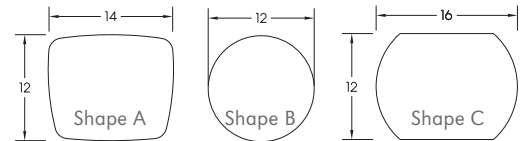
Choose from 3 Tablet Shapes::

Tablets for all modular series are available in 3 shapes, choose from the three shapes shown and specify; A, B or C and left or right (outside tablet) when ordering. Example: TABF-(A) Left - this would be a fixed shape A tablet on the left side (when seated).

Optional Solid Surface available.

Note:

- Tablet orders of 5 or less - choice of 3 standard laminate colors: Wilsonart Black or Frosty White and Nevamar Silver Alu Metalx.
- Tablet orders of 6 or more - any choice standard laminate colors.



OPTIONS

Add upcharge to list price and code to model number

| | | |
|--------|--|----------|
| FR | CA133 Fire Retardant per yard | \$90/yd. |
| MB | Moisture Barrier - per seat | \$125 |
| 2FO | Two fabric option | \$98 |
| 3FO | Three fabric option | \$148 |
| TAB(-) | Swivel Tablet (specify A, B or C, left or right arm) | \$395 |

| | | |
|----------|---|------------------|
| TABR1(-) | Removable Tablet (specify A, B or C, left or right arm) | \$470 |
| TABR2(-) | Removable Tablet (specify A, B or C both arm openings) | \$570 |
| SST | Solid Surface Tablet Arm - add to tablet option | \$125 |
| CUP | Plastic Cup Holder | \$95 |
| LAM5 | Non-standard laminate (5 tablets or less) | \$250 ea. tablet |

BESON SERIES

Beson has a fully upholstered seat and back offered in choice of fabric on a fully welded steel tube frame with self leveling glides. Available in one or two seat lounges and ottomans.



TWO SEAT LOUNGE



OTTOMAN

CHAIR

ORDERING INFORMATION

To Order Please Specify:

- | | |
|-----------------|--------------------------|
| 1) Series Name | 4) Frame Color |
| 2) Model Number | 5) Fabric Grade & Number |
| 3) Quantity | 6) Optional Items |



WOOD ARM CAP

BESON GENERAL SPECIFICATIONS

Seat and Back Frame Construction

Frame assembly is constructed of multi-ply hardwood, with tongue and groove construction. All foam is fully bonded to frame. Seat cushions are 5" graded high resiliency (H.R.) block foam, covered entirely with special bonded polyester fiber to protect final upholstery. No sag-springs are installed in seat & back along with interlocking helicoil springs to prevent sagging and provide additional lower back and seat support.

Steel Frame Construction

Beson frames are made of .875" diameter, 14-gauge steel tubing with hand brazed welds. Frames available in lounge chair and two seat lounge sofa.

Upholstery

Seat and back are covered in choice of fabric, vinyl, crypton, leather or COM. ERG uses only water based glues and adhesives in our upholstery process. Contrasting fabrics are available.

Glides

All frames come with factory installed self leveling steel glides.

Arm Caps

Optional Maple wood arm caps can be finished in choice of standard transparent wood stain colors.

COLORS / FINISHES

Frame Finish Colors:

Polished chrome standard. Optional powder coat colors available.

Wood Stain Colors:

All standard transparent wood stain colors available for wood arm caps.

OPTIONS

- CODE: FR - CA133 Fire Retardant.
- CODE: MB - Moisture Barrier.
- CODE: WAC - Wood Arm Caps, set of two.
- CODE: 2FO - Two Fabric Option.
- CODE: SF - Powder Coat



TWO SEAT LOUNGE

| DIMENSIONS | Arm Chair | Two Seat Lounge | Ottoman |
|----------------|---------------|-----------------|---------------|
| Seat Width: | 22.5" | 45" | 22.5" |
| Seat Depth: | 21" | 21" | 21" |
| Seat Height: | 17" | 17" | 17" |
| Arm Height: | 23" | 23" | - |
| Back Height: | 30" | 30" | - |
| Overall Width: | 24" | 48" | 24" |
| Overall Depth: | 29" | 29" | 29" |
| Qty./Wt.: | 1 ea./45 lbs. | 1 ea./85 lbs. | 1 ea./38 lbs. |



ARM CHAIR

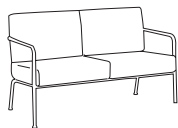
MODEL / DESCRIPTION / LIST PRICING



101 Arm Chair (Polished Chrome)

COM Yardage: 2.75 Yds. / Back: 1.25 Yds. / Seat: 1.5 Yds.

| COM | GR1 | GR2 | GR3 | GR4 | GR5 | GR6 | GR7 | GR8 | GR9 | GR10 | LEA |
|--------|--------|--------|--------|--------|--------|--------|--------|--------|--------|--------|--------|
| \$1336 | \$1429 | \$1486 | \$1546 | \$1608 | \$1672 | \$1739 | \$1808 | \$1881 | \$1956 | \$2034 | \$2404 |



102 Two Seat Lounge (Polished Chrome)

COM Yardage: 5 Yds. / Back: 2.5 Yds. / Seat: 2.5 Yds.


| COM | GR1 | GR2 | GR3 | GR4 | GR5 | GR6 | GR7 | GR8 | GR9 | GR10 | LEA |
|--------|--------|--------|--------|--------|--------|--------|--------|--------|--------|--------|--------|
| \$2098 | \$2245 | \$2335 | \$2428 | \$2525 | \$2626 | \$2731 | \$2840 | \$2954 | \$3072 | \$3195 | \$3776 |



103 Arm Chair with Upholstered Arms (Polished Chrome)

COM Yardage: 4.25 Yds. / Back: 1.25 Yds. / Seat: 1.5 Yds. / Arms: 1.5 Yds.

| COM | GR1 | GR2 | GR3 | GR4 | GR5 | GR6 | GR7 | GR8 | GR9 | GR10 | LEA |
|--------|--------|--------|--------|--------|--------|--------|--------|--------|--------|--------|--------|
| \$1458 | \$1561 | \$1623 | \$1688 | \$1755 | \$1826 | \$1899 | \$1975 | \$2054 | \$2136 | \$2221 | \$2625 |



104 Two Seat Lounge with Upholstered Arms (Polished Chrome)

COM Yardage: 6.5 Yds. / Back: 2.5 Yds. / Seat: 2.5 Yds. / Arms: 1.5 Yds.

| COM | GR1 | GR2 | GR3 | GR4 | GR5 | GR6 | GR7 | GR8 | GR9 | GR10 | LEA |
|--------|--------|--------|--------|--------|--------|--------|--------|--------|--------|--------|--------|
| \$2308 | \$2469 | \$2568 | \$2671 | \$2778 | \$2889 | \$3004 | \$3125 | \$3250 | \$3380 | \$3515 | \$4154 |



105 Ottoman (Polished Chrome)

COM Yardage: 1.5 Yd.

| COM | GR1 | GR2 | GR3 | GR4 | GR5 | GR6 | GR7 | GR8 | GR9 | GR10 | LEA |
|--------|--------|--------|--------|--------|--------|--------|--------|--------|--------|--------|--------|
| \$1040 | \$1112 | \$1157 | \$1203 | \$1251 | \$1301 | \$1353 | \$1407 | \$1464 | \$1522 | \$1583 | \$1871 |

OPTIONS


Add upcharge to list price and code to model number

| | | |
|-----|-------------------------------|----------|
| FR | CA133 Fire Retardant per yard | \$90/yd. |
| MB | Moisture Barrier - per seat | \$125 |
| 2FO | Two fabric option | \$98 |
| WAC | Wood Arm Caps - pair | \$108 |

| | | |
|----|-------------------------|------|
| SF | Powder Coat (ottoman) | \$48 |
| SF | Powder Coat (arm chair) | \$78 |
| SF | Powder Coat (2 Seat) | \$98 |

BURTON SERIES

The Burton Lounge offers two sizes with different back designs with a fully upholstered contoured seat and back. Burton is available in choice of fabric with welded steel tube sled base or swivel base (closed loop back model only).



OPEN LOOP BACK (SLED ONLY)



CLOSED LOOP BACK (SLED OR SWIVEL BASE)



ORDERING INFORMATION

To Order Please Specify:

- | | |
|--------------------------|--|
| 1) Series Name | 5) Optional Items |
| 2) Model Number | 6) Table Top choice Laminate or Veneer |
| 3) Quantity | 7) Sled Base Metal Finish |
| 4) Fabric Grade & Number | |

BURTON GENERAL SPECIFICATIONS

Seat and Back Frame Construction

Frame assembly is constructed of multi-ply hardwood, with tongue and groove construction. All foam is fully bonded to frame. Seat cushions are 3" graded high resiliency (H.R.) block foam with 3" H.R. foam seat back, covered entirely with special bonded polyester fiber to protect final upholstery. No sag-springs are installed in seat & back along with interlocking helicoil springs to prevent sagging and provide additional lower back and seat support.

Upholstery

Seat and back are covered in choice of fabric, vinyl, crypton, leather or COM. ERG uses only water based glues and adhesives in our upholstery process. Contrasting fabrics are available.

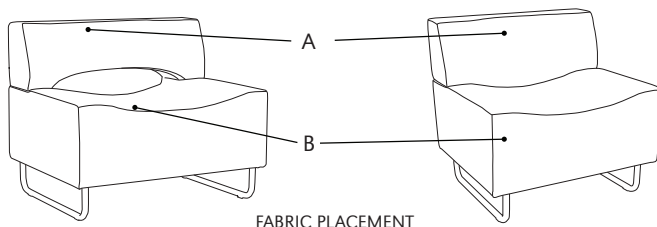
Sled/Swivel Base

Sled Base is constructed of fully welded .875" diameter, 14-gauge steel tubing with hand brazed welds.

Stainless steel swivel base available on Closed Loop back model only.

Note:

- Tablet orders of 6 or less - choice of 3 standard laminate colors: black, white and silver.
- Tablet orders of 6 or more - any choice standard laminate colors.



COLORS / FINISHES

Metal Finish Colors:

Sled Base:

Standard powder coat colors available. Polished chrome optional.

Swivel Base:

Standard in stainless steel, optional powder coat color available.

Table:

Choose from various Laminate or Veneer finishes.

OPTIONS

- CODE: FR - CA133 Fire Retardant.
- CODE: MB - Moisture Barrier.
- CODE: PC - Polished Chrome - Sled Base.
- CODE: 2FO - 2 Fabric Option. When seat and base are upholstered in two different fabrics of your choice.
- CODE: TABF() - Fixed Post Tablet Arm.
- CODE: SST - Solid Surface Top for Tablet Arms.
- CODE: LAM5 - Non-standard laminate for 5 or less tablets see options for upcharge



BURTON WITH OPTIONAL
FIXED POST TABLET ARM

| DIMENSIONS | Open Loop Back (sled base only) | Closed Loop Back (sled or swivel base) |
|----------------|------------------------------------|---|
| Seat Width: | 35" | 30" |
| Seat Depth: | 19" | 19" |
| Seat Height: | 16.5" | 16.5" |
| Back Height: | 31" | 31" |
| Overall Width: | 35" | 30" |
| Overall Depth: | 28" | 26" |
| Qty./Wt.: | 1 ea./110 lbs. | 1 ea./95 lbs. |



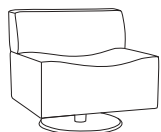
MODEL / DESCRIPTION / LIST PRICING



4091 Lounge with Sled Base - Closed Loop Back

COM Yardage: 4 Yds. / Back: 1.5 Yds. / Seat: 2.5 Yds.

| COM | GR1 | GR2 | GR3 | GR4 | GR5 | GR6 | GR7 | GR8 | GR9 | GR10 | LEA |
|--------|--------|--------|--------|--------|--------|--------|--------|--------|--------|--------|--------|
| \$2271 | \$2430 | \$2527 | \$2628 | \$2734 | \$2843 | \$2957 | \$3075 | \$3198 | \$3326 | \$3459 | \$4088 |



4091-SW Lounge with Swivel Base - Closed Loop Back

COM Yardage: 3.5 Yds. / Back: 1.25 Yds. / Seat: 2.25 Yds.

| COM | GR1 | GR2 | GR3 | GR4 | GR5 | GR6 | GR7 | GR8 | GR9 | GR10 | LEA |
|--------|--------|--------|--------|--------|--------|--------|--------|--------|--------|--------|--------|
| \$2376 | \$2542 | \$2644 | \$2750 | \$2860 | \$2974 | \$3093 | \$3217 | \$3346 | \$3480 | \$3619 | \$4277 |



4092 Lounge with Sled Base - Open Loop Back

COM Yardage: 4 Yds. / Back: 1.5 Yds. / Seat: 2.5 Yds.

| COM | GR1 | GR2 | GR3 | GR4 | GR5 | GR6 | GR7 | GR8 | GR9 | GR10 | LEA |
|--------|--------|--------|--------|--------|--------|--------|--------|--------|--------|--------|--------|
| \$2379 | \$2546 | \$2648 | \$2754 | \$2864 | \$2978 | \$3097 | \$3221 | \$3350 | \$3484 | \$3624 | \$4283 |

TABLET SHAPES

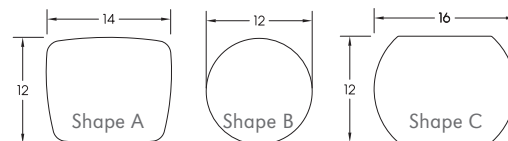
Choose from 3 Tablet Shapes::

Tablets for all modular series are available in 3 shapes, choose from the three shapes shown and specify; A, B or C and left or right (outside tablet) when ordering. Example: TABF-(A) Left - this would be a fixed shape A tablet on the left side (when seated).

Optional Solid Surface available.

Note:

- Tablet orders of 5 or less - choice of 3 standard laminate colors: Wilsonart Black or Frosty White and Nevamar Silver Alu Metalx.
- Tablet orders of 6 or more - any choice standard laminate colors.



OPTIONS

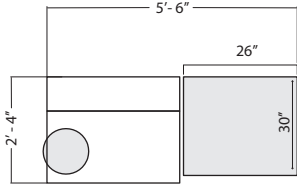
Add upcharge to list price and code to model number

| | | |
|-----|-------------------------------|----------|
| FR | CA133 Fire Retardant per yard | \$90/yd. |
| MB | Moisture Barrier - per unit | \$175 |
| 2FO | Two fabric option | \$98 |
| PC | Polished Chrome - Sled Base | \$68 |

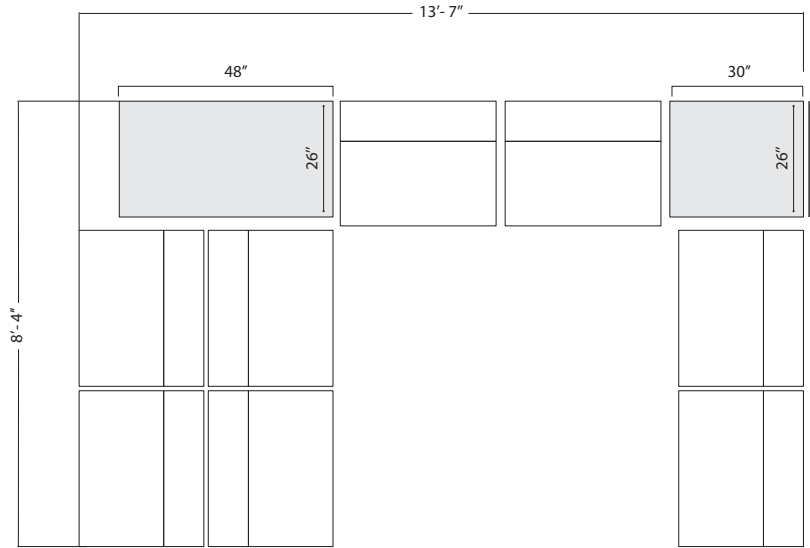
| | | |
|----------|---|------------------|
| SF | Powder Coat Color - Swivel Base | \$60 |
| TABF-(_) | Fixed Post Tablet (specify A, B or C, left or right side) | \$370 |
| SST | Solid Surface Tablet Arm - add to tablet option | \$165 |
| LAM5 | Non-standard laminate (5 tablets or less) | \$250 ea. tablet |

OPEN LOOP BACK CONFIGURATION

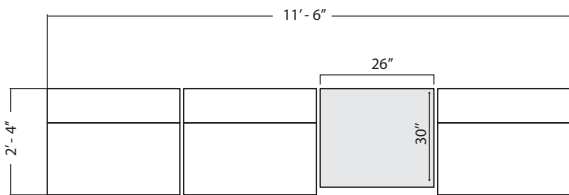
BURTON
OPEN LOOP BACK **A**



BURTON
OPEN LOOP BACK **B**

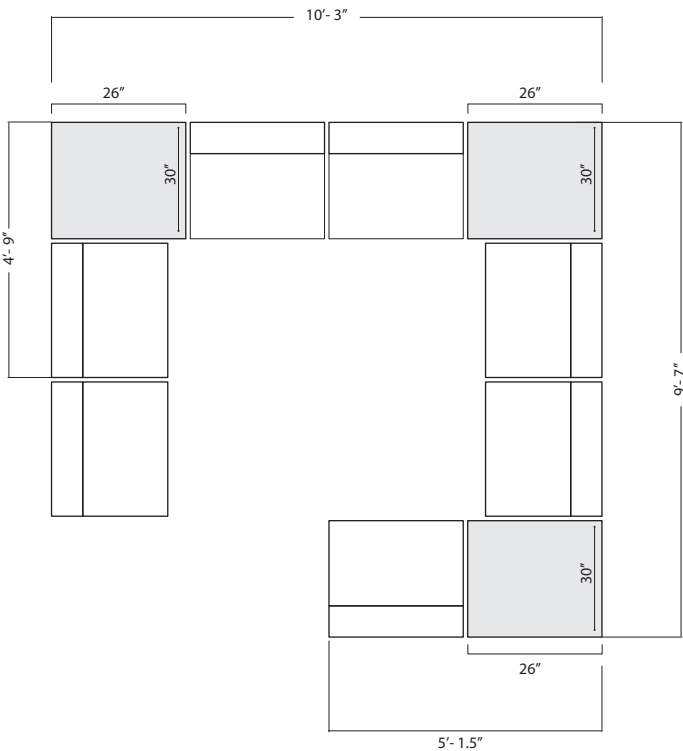


BURTON
OPEN LOOP BACK

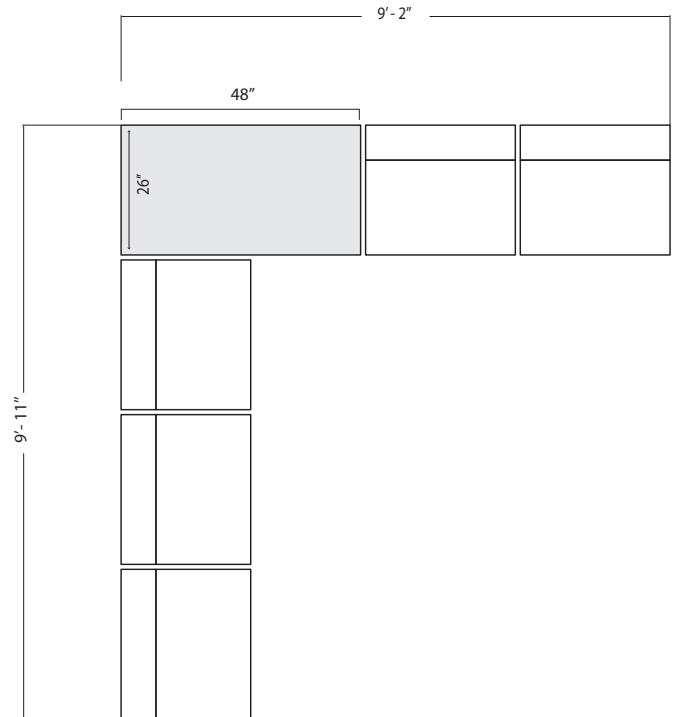


CLOSED LOOP BACK CONFIGURATION

BURTON
CLOSED LOOP BACK **A**



BURTON
CLOSED LOOP BACK **B**



FLAIR LOUNGE

The Flair Lounge design includes polished chrome or brushed aluminum legs in one, two or three seat lounges.



FLAIR SINGLE SEAT LOUNGE WITH TABLET ARM, STORAGE SHELF AND OPTIONAL CASTERS



FLAIR TWO SEAT LOUNGE WITH BRUSHED ALUMINUM LEGS

ORDERING INFORMATION

To Order Please Specify:

- | | |
|-----------------|---------------------------|
| 1) Series Name | 4) Metal Leg Finish Color |
| 2) Model Number | 5) Fabric Grade & Number |
| 3) Quantity | 6) Optional Items |

FLAIR GENERAL SPECIFICATIONS

Frame Construction

Frame assembly is constructed of multi-ply hardwood, with tongue and groove construction. All foam is fully bonded to frame. Seat cushions are 4" graded high resiliency (H.R.) block foam with back 2" (H.R.) foam, covered entirely with special bonded polyester fiber to protect final upholstery. No-sag springs are installed in seat & back along with interlocking helicoil springs to prevent sagging and provide additional lower back and seat support.

Upholstery

Seat and back are covered in choice of fabric, vinyl, crypton, leather or COM. ERG uses only water based glues and adhesives in our upholstery process.

Legs

Standard polished chrome or brushed aluminum legs. Optional powder coat colors or solid maple wood legs available.

Note:

- Tablet orders of 6 or less - choice of 3 standard laminate colors: black, white and silver.
- Tablet orders of 6 or more - any choice standard laminate colors.

COLORS / FINISHES

Metal Legs Finish Colors:

Polished chrome or brushed aluminum is standard with optional powder coat colors available.

Solid Maple Wood Legs Stain Colors:

Transparent wood stain colors.

OPTIONS

- CODE: FR - CA133 Fire Retardant.
- CODE: MB - Moisture Barrier.
- CODE: SF - Optional powder coat finish - Legs.
- CODE: CAS - Casters. Four casters installed.
- CODE: CAS2 - Casters. 4", set of two in front.
- CODE: TABR1() - Removable Swivel Tablet (laminates shape A, B or C specify left or right arm)
- CODE: TABR2() - Removable Swivel Tablet (laminates shape A, B or C with opening for tablet on both arms)
- CODE: SST - Solid Surface Tablet Arm (add to Tablet option)
- CODE: WOD - Solid Maple Wood Legs, set of four.
- CODE: 2FO - Two Fabric Option.
- CODE: 3FO - Three Fabric Option.
- CODE: AHG - Metal Hand Grip.
- CODE: SSI - Laminated Inset Storage Shelf. White or Black.
- CODE: CUP - Plastic Cup Holder
- CODE: WAC - Wood Arm Caps
- CODE: CO - Cleanout
- CODE: LAM5 - Non-standard laminate for 5 or less tablets see options for upcharge

Note: Factory installed power/data available, see accessories section for details and pricing.



BACK VIEW SHOWN WITH HAND GRIP & REMOVABLE TABLET



MAPLE WOOD LEGS



4" CASTERS



TABLET HARDWARE



SOLID SURFACE TABLET OPTION

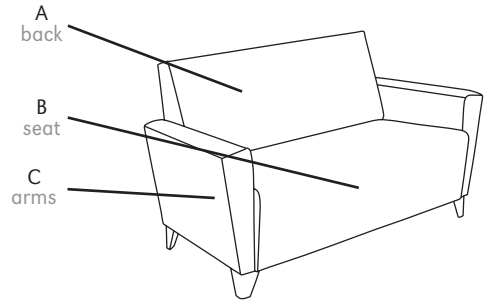


CUP HOLDER

| DIMENSIONS | Single Seat | Two Seat | Three Seat |
|----------------|---------------|----------------|----------------|
| Seat Width: | 23" | 48" | 67" |
| Seat Depth: | 19.5" | 19.5" | 19.5" |
| Seat Height: | 17.5" | 17.5" | 17.5" |
| Arm Height: | 23.5" | 23.5" | 23.5" |
| Back Height: | 32" | 32" | 32" |
| Overall Width: | 34" | 59" | 78" |
| Overall Depth: | 28" | 28" | 28" |
| Qty./Wt.: | 1 ea./85 lbs. | 1 ea./155 lbs. | 1 ea./190 lbs. |



FLAIR SINGLE SEAT LOUNGE



FABRIC PLACEMENT
Please specify when ordering contrasting fabrics

MODEL / DESCRIPTION / LIST PRICING



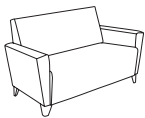
3495 Arm Chair - fully upholstered



COM Yardage: 6 Yds. / Back: 2 Yds. / Seat: 1.5 Yds. / Arms: 2.5 Yds.

| COM | GR1 | GR2 | GR3 | GR4 | GR5 | GR6 | GR7 | GR8 | GR9 | GR10 | LEA |
|--------|--------|--------|--------|--------|--------|--------|--------|--------|--------|--------|--------|
| \$1557 | \$1666 | \$1733 | \$1802 | \$1874 | \$1949 | \$2027 | \$2108 | \$2193 | \$2280 | \$2371 | \$2803 |

COM Yardage (Optional two fabrics):




3498 Two Seat Lounge - fully upholstered

COM Yardage: 8.5 Yds. / Back: 3.5 Yds. / Seat: 2.5 Yds. / Arms: 2.5 Yds.

| COM | GR1 | GR2 | GR3 | GR4 | GR5 | GR6 | GR7 | GR8 | GR9 | GR10 | LEA |
|--------|--------|--------|--------|--------|--------|--------|--------|--------|--------|--------|--------|
| \$2232 | \$2389 | \$2484 | \$2583 | \$2687 | \$2794 | \$2906 | \$3022 | \$3143 | \$3269 | \$3400 | \$4018 |

COM Yardage (Optional two fabrics):



3499 Three Seat Lounge - fully upholstered

COM Yardage: 10.5 Yds. / Back: 4.5 Yds. / Seat: 3.5 Yds. / Arms: 2.5 Yds.

| COM | GR1 | GR2 | GR3 | GR4 | GR5 | GR6 | GR7 | GR8 | GR9 | GR10 | LEA |
|--------|--------|--------|--------|--------|--------|--------|--------|--------|--------|--------|--------|
| \$2751 | \$2944 | \$3061 | \$3184 | \$3311 | \$3444 | \$3581 | \$3725 | \$3874 | \$4028 | \$4190 | \$4952 |

TABLET SHAPES

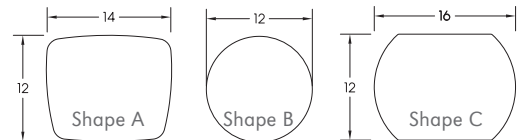
Choose from 3 Tablet Shapes::

Tablets for all modular series are available in 3 shapes, choose from the three shapes shown and specify; A, B or C and left or right (outside tablet) when ordering. Example: TABF-(A) Left - this would be a fixed shape A tablet on the left side (when seated).

Optional Solid Surface available.

Note:

- Tablet orders of 5 or less - choice of 3 standard laminate colors: Wilsonart Black or Frosty White and Nevamar Silver Alu Metalx.
- Tablet orders of 6 or more - any choice standard laminate colors.



OPTIONS

Add upcharge to list price and code to model number

| | | |
|-----------|---|----------|
| FR | CA133 Fire Retardant per yard | \$90/yd. |
| MB | Moisture Barrier - per seat | \$125 |
| SF | Powder coat finish - legs | \$48 |
| CAS | Casters - four casters installed. | \$100 |
| CAS2 | Casters - two 4" casters installed in front | \$80 |
| TABR1-() | Removable Tablet (specify A, B or C, left or right arm) | \$470 |
| TABR2-() | Removable Tablet (specify A, B or C both arm openings) | \$570 |
| SST | Solid Surface Tablet Arm - add to tablet option | \$125 |

| | | |
|------|---|------------------|
| WOD | Solid Maple Wood Legs - set of four | \$96 |
| 2FO | Two Fabric Option | \$98 |
| 3FO | Three Fabric Option | \$148 |
| AHG | Metal Hand Grip - per seat | \$150 |
| SSI | Inset Storage Shelf | \$345 |
| CUP | Plastic Cup Holder | \$95 |
| WAC | Wood Arm Caps | \$135 |
| LAM5 | Non-standard laminate (5 tablets or less) | \$250 ea. tablet |

| DIMENSIONS | Single Seat | Two Seat | Three Seat |
|----------------|---------------|----------------|----------------|
| Seat Width: | 23" | 48" | 67" |
| Seat Depth: | 19.5" | 19.5" | 19.5" |
| Seat Height: | 17.5" | 17.5" | 17.5" |
| Arm Height: | 23.5" | 23.5" | 23.5" |
| Back Height: | 32" | 32" | 32" |
| Overall Width: | 34" | 59" | 78" |
| Overall Depth: | 28" | 28" | 28" |
| Qty./Wt.: | 1 ea./85 lbs. | 1 ea./155 lbs. | 1 ea./190 lbs. |



FLAIR SINGLE SEAT LOUNGE

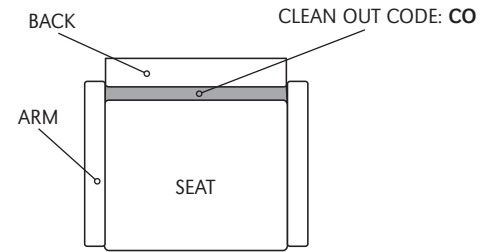


Diagram specifies a clean out
Use **CO** for overall widths up to 50"
and **CO1** for overall widths over 50"

MODEL / DESCRIPTION / LIST PRICING

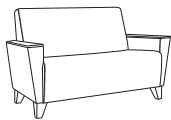


3495-W Arm Chair - fully upholstered

COM Yardage: 6 Yds. / Back: 2 Yds. / Seat: 1.5 Yds. / Arms: 2.5 Yds.

| COM | GR1 | GR2 | GR3 | GR4 | GR5 | GR6 | GR7 | GR8 | GR9 | GR10 | LEA |
|--------|--------|--------|--------|--------|--------|--------|--------|--------|--------|--------|--------|
| \$1751 | \$1874 | \$1949 | \$2027 | \$2108 | \$2192 | \$2280 | \$2371 | \$2466 | \$2565 | \$2667 | \$3153 |

COM Yardage (Optional two fabrics):

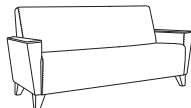


3498-W Two Seat Lounge - fully upholstered

COM Yardage: 8.5 Yds. / Back: 3.5 Yds. / Seat: 2.5 Yds. / Arms: 2.5 Yds.

| COM | GR1 | GR2 | GR3 | GR4 | GR5 | GR6 | GR7 | GR8 | GR9 | GR10 | LEA |
|--------|--------|--------|--------|--------|--------|--------|--------|--------|--------|--------|--------|
| \$2427 | \$2596 | \$2700 | \$2808 | \$2921 | \$3037 | \$3159 | \$3285 | \$3417 | \$3553 | \$3695 | \$4368 |

COM Yardage (Optional two fabrics):



3499-W Three Seat Lounge - fully upholstered

COM Yardage: 10.5 Yds. / Back: 4.5 Yds. / Seat: 3.5 Yds. / Arms: 2.5 Yds.

| COM | GR1 | GR2 | GR3 | GR4 | GR5 | GR6 | GR7 | GR8 | GR9 | GR10 | LEA |
|--------|--------|--------|--------|--------|--------|--------|--------|--------|--------|--------|--------|
| \$2945 | \$3151 | \$3277 | \$3409 | \$3545 | \$3687 | \$3834 | \$3988 | \$4147 | \$4313 | \$4485 | \$5301 |

TABLET SHAPES

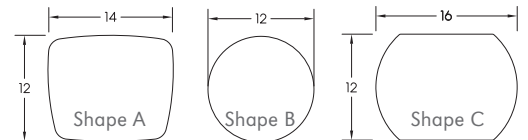
Choose from 3 Tablet Shapes::

Tablets for all modular series are available in 3 shapes, choose from the three shapes shown and specify; A, B or C and left or right (outside tablet) when ordering. Example: TABF-(A) Left - this would be a fixed shape A tablet on the left side (when seated).

Optional Solid Surface available.

Note:

- Tablet orders of 5 or less - choice of 3 standard laminate colors: Wilsonart Black or Frosty White and Nevamar Silver Alu Metalx.
- Tablet orders of 6 or more - any choice standard laminate colors.



OPTIONS

Add upcharge to list price and code to model number

| | | |
|----------|---|----------|
| FR | CA133 Fire Retardant per yard | \$90/yd. |
| MB | Moisture Barrier - per seat | \$125 |
| SF | Powder coat finish - legs | \$48 |
| CAS | Casters - four casters installed. | \$100 |
| CAS2 | Casters - two 4" casters installed in front | \$80 |
| TABR1(-) | Removable Tablet (specify A, B or C, left or right arm) | \$470 |
| TABR2(-) | Removable Tablet (specify A, B or C both arm openings) | \$570 |
| SST | Solid Surface Tablet Arm - add to tablet option | \$125 |
| WOD | Solid Maple Wood Legs - set of four | \$96 |

| | | |
|------|---|------------------|
| 2FO | Two Fabric Option | \$98 |
| 3FO | Three Fabric Option | \$148 |
| AHG | Metal Hand Grip - per seat | \$150 |
| SSI | Inset Storage Shelf | \$345 |
| CUP | Plastic Cup Holder | \$95 |
| CO | Clean out (overall width up to 50") | \$250 |
| CO1 | Clean out (overall width over 50") | \$385 |
| LAM5 | Non-standard laminate (5 tablets or less) | \$250 ea. tablet |

FRANKY SLIM

The Franky Slim is fully upholstered over high resiliency foam on a solid hardwood frame featuring square steel tube or solid wood legs. Designed for student housing and any public spaces that require long duration seating comfort.



FRANKY SLIM ARM CHAIR
WOOD LEGS - STANDARD WOOD ARM CAPS



FRANKY SLIM OTTOMAN



TWO SEAT FRANKY SLIM LOUNGE
SQUARE TUFTING

ORDERING INFORMATION

- 1) Series Name
- 2) Model Number
- 3) Quantity
- 4) Fabric Grade and Number
- 5) Leg Finish
- 6) Optional tufting
- 7) Optional Items

FRANKY SLIM LOUNGE SPECIFICATIONS

Frame

Frame assembly is constructed of solid hardwood, and multi-ply hardwood, with tongue and groove construction. No sag-springs are installed in seat & back along with interlocking helicoil springs to prevent sagging and provide additional lower back and seat support.

Upholstery

Seat foam is bonded to all sides of hardwood frame. Seat cushions are 4" graded, high resiliency (H.R.) block foam with seat back 3" H.R. foam, covered entirely with special bonded polyester fiber to protect final upholstery. ERG uses only waterbase glues and adhesives in all our upholstery process.

Arm Caps

Wood arm caps are standard on Franky wood leg models.

Tufting

Square, vertical & diagonal tufting options available for lounges, ottomans and benches.

Legs

1" square tubular steel legs are available in over 20 standard epoxy powder coat colors or optional polished chrome. Wood legs are 2" square solid maple and are available in all standard wood stain colors.

Warranty

ERG offers a lifetime warranty on all foam and frames.

COLORS / FINISHES

Leg Finish Colors:

Standard powder coat color choices, optional polished chrome or wood stain colors.

OPTIONS

- CODE: FR - CA133 Fire Retardant option.
- CODE: MB - Moisture Barrier on seat.
- CODE: PCL - Polished Chrome Legs.
- CODE: TF1 - Single seat tufting.
- CODE: TF2 - Two seat tufting.
- CODE: TF3 - Three seat tufting.
- CODE: TFO - Ottoman tufting.
- CODE: PCL - Polished Chrome Legs.

Note: Factory installed power/data available, see accessories section for details and pricing.

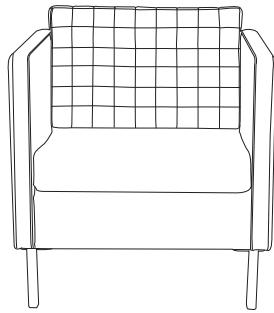


METAL LEGS



WOOD LEGS


TUFTING OPTIONS



square




with optional tufting



diagonal



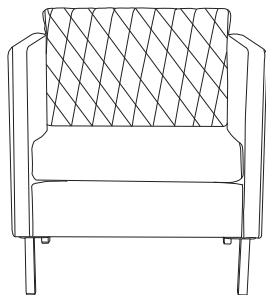
with optional tufting



vertical



with optional tufting



diamond




with optional tufting

TUFTING

Choose from 4 Tufting Shapes:

Tufting for all lounge, ottoman and bench series are available in 4 designs. Please specify Square, Vertical, Diamond or Diagonal when ordering.



square



vertical



diagonal



diamond

**FRANKY SLIM LOUNGE
ARM CHAIR AND LOUNGE SOFAS
METAL LEGS**

| DIMENSIONS | Single Seat | Two Seat | Three Seat |
|-----------------|---------------|---------------|----------------|
| Seat Depth: | 21" | 21" | 21" |
| Seat Height: | 18" | 18" | 18" |
| Seat Width: | 23" | 46.5" | 70" |
| Arm Height: | 28" | 28" | 28" |
| Overall Depth: | 30.5" | 30.5" | 30.5" |
| Overall Width: | 28.5" | 52" | 75.5" |
| Overall Height: | 32" | 32" | 32" |
| Qty./Wt.: | 1 ea./75 lbs. | 1 ea./95 lbs. | 1 ea./120 lbs. |



FRANKY SLIM LOUNGE



TWO SEAT FRANKY SLIM LOUNGE
SQUARE TUFTING OPTION

MODEL / DESCRIPTION / LIST PRICING



6420-M Single Seat Lounge

COM Yardage: Arms 3 Yds. pair / Frame: 1 Yd. / Seat/Back Pillow: 2.5 Yds.

| COM | GR1 | GR2 | GR3 | GR4 | GR5 | GR6 | GR7 | GR8 | GR9 | GR10 | LEA |
|--------|--------|--------|--------|--------|--------|--------|--------|--------|--------|--------|--------|
| \$1679 | \$1796 | \$1868 | \$1943 | \$2021 | \$2102 | \$2186 | \$2273 | \$2364 | \$2459 | \$2557 | \$3022 |



6422-M Two Seat Lounge

COM Yardage: Arms 3 Yds. pair / Frame: 1.5 Yds. / Seat/Back Pillow: 5 Yds.

| COM | GR1 | GR2 | GR3 | GR4 | GR5 | GR6 | GR7 | GR8 | GR9 | GR10 | LEA |
|--------|--------|--------|--------|--------|--------|--------|--------|--------|--------|--------|--------|
| \$2260 | \$2418 | \$2514 | \$2615 | \$2720 | \$2828 | \$2942 | \$3059 | \$3182 | \$3309 | \$3441 | \$4067 |



6424-M Three Seat Lounge (6 legs)


COM Yardage: Arms 3 Yds. pair / Frame: 2 Yds. / Seat/Back Pillow: 7.5 Yds.

| COM | GR1 | GR2 | GR3 | GR4 | GR5 | GR6 | GR7 | GR8 | GR9 | GR10 | LEA |
|--------|--------|--------|--------|--------|--------|--------|--------|--------|--------|--------|--------|
| \$2954 | \$3160 | \$3287 | \$3418 | \$3555 | \$3697 | \$3845 | \$3999 | \$4159 | \$4325 | \$4498 | \$5317 |

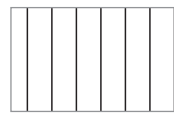
TUFTING

Choose from 4 Tufting Shapes:

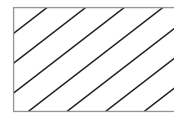
Tufting for all lounge, ottoman and bench series are available in 4 designs. Please specify Square, Vertical, Diamond or Diagonal when ordering.



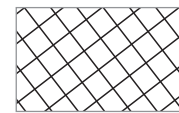
square



vertical



diagonal



diamond

OPTIONS

Add upcharge to list price and code to model number

| | | |
|-----|-------------------------------|--------------|
| FR | CA133 Fire Retardant per yard | \$90/yd. |
| MB | Moisture Barrier - per seat | \$125 |
| 2FO | Two fabric option | \$98 |
| PCL | Polished Chrome Leg | \$17 per leg |

| | | |
|-----|-----------------------|-------|
| TF1 | Tufting - single seat | \$189 |
| TF2 | Tufting - two seat | \$340 |
| TF3 | Tufting - three seat | \$486 |

**FRANKY SLIM LOUNGE
ARM CHAIR AND LOUNGE SOFAS
WOOD ARM CAPS AND LEGS**

| DIMENSIONS | Single Seat | Two Seat | Three Seat |
|-----------------|---------------|---------------|----------------|
| Seat Depth: | 21" | 21" | 21" |
| Seat Height: | 18" | 18" | 18" |
| Seat Width: | 23" | 46.5" | 70" |
| Arm Height: | 28" | 28" | 28" |
| Overall Depth: | 30.5" | 30.5" | 30.5" |
| Overall Width: | 28.5" | 52" | 75.5" |
| Overall Height: | 32" | 32" | 32" |
| Qty./Wt.: | 1 ea./75 lbs. | 1 ea./95 lbs. | 1 ea./120 lbs. |



FRANKY SLIM ARM CHAIR
WOOD LEGS - STANDARD WOOD ARM CAPS



TWO SEAT FRANKY SLIM LOUNGE
WOOD LEGS - STANDARD WOOD ARM CAPS

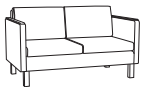
MODEL / DESCRIPTION / LIST PRICING



6420-W Single Seat Lounge - wood arm caps

COM Yardage: Arms 3 Yds. pair / Frame: 1 Yd. / Seat/Back Pillow: 2.5 Yds.

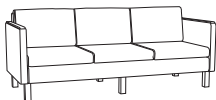
| COM | GR1 | GR2 | GR3 | GR4 | GR5 | GR6 | GR7 | GR8 | GR9 | GR10 | LEA |
|--------|--------|--------|--------|--------|--------|--------|--------|--------|--------|--------|--------|
| \$1835 | \$1964 | \$2042 | \$2124 | \$2209 | \$2297 | \$2389 | \$2485 | \$2584 | \$2688 | \$2795 | \$3304 |



6422-W Two Seat Lounge - wood arm caps

COM Yardage: Arms 3 Yds. pair / Frame: 1.5 Yds. / Seat/Back Pillow: 5 Yds.

| COM | GR1 | GR2 | GR3 | GR4 | GR5 | GR6 | GR7 | GR8 | GR9 | GR10 | LEA |
|--------|--------|--------|--------|--------|--------|--------|--------|--------|--------|--------|--------|
| \$2438 | \$2609 | \$2713 | \$2822 | \$2935 | \$3052 | \$3174 | \$3301 | \$3433 | \$3570 | \$3713 | \$4389 |



6424-W Three Seat Lounge - wood arm caps


COM Yardage: Arms 3 Yds. pair / Frame: 2 Yds. / Seat/Back Pillow: 7.5 Yds.

| COM | GR1 | GR2 | GR3 | GR4 | GR5 | GR6 | GR7 | GR8 | GR9 | GR10 | LEA |
|--------|--------|--------|--------|--------|--------|--------|--------|--------|--------|--------|--------|
| \$3158 | \$3379 | \$3515 | \$3655 | \$3801 | \$3954 | \$4112 | \$4276 | \$4447 | \$4625 | \$4810 | \$5685 |

TUFTING

Choose from 4 Tufting Shapes:

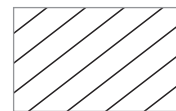
Tufting for all lounge, ottoman and bench series are available in 4 designs. Please specify Square, Vertical, Diamond or Diagonal when ordering.



square



vertical



diagonal



diamond

OPTIONS

Add upcharge to list price and code to model number

| | | |
|-----|-------------------------------|----------|
| FR | CA133 Fire Retardant per yard | \$90/yd. |
| MB | Moisture Barrier - per seat | \$125 |
| 2FO | Two fabric option | \$98 |
| TF1 | Tufting - single seat | \$189 |

| | | |
|-----|----------------------|-------|
| TF2 | Tufting - two seat | \$340 |
| TF3 | Tufting - three seat | \$486 |

HARTFORD WOOD LOUNGE

The Hartford Lounge Collection is a sophisticated lounge series with a trapezoid shaped back with the beauty of a solid maple wood base and legs. The Hartford Wood Collection is elegantly fresh, like most of our lounge collections it can be ordered as individual units or with a special configuration.



THREE SEAT LOUNGE

ORDERING INFORMATION

To Order Please Specify:

- | | |
|-----------------|----------------------------|
| 1) Series Name | 4) Wood Stain Finish Color |
| 2) Model Number | 5) Fabric Grade & Number |
| 3) Quantity | 6) Optional Items |

HARTFORD GENERAL SPECIFICATIONS

Upholstery

Seat and back are covered in choice of fabric, vinyl, crypton, leather or COM. ERG uses only water based glues and adhesives in our upholstery process. Contrasting fabrics are available.

Frame Construction

Frame assembly is constructed of multi-ply hardwood, with tongue and groove construction. All foam is fully bonded to frame. Seat cushions are 5" graded high resiliency (H.R.) block foam, covered entirely with special bonded polyester fiber to protect final upholstery. No sag-springs are installed in seat & back along with interlocking helicoil springs to prevent sagging and provide additional lower back and seat support. Each modular unit consists of two individual components bolted together.

Maple Wood Base

Hartford Maple wood frame, base and legs are made of solid maple and are assembled as a single unit using dado construction, glue and screws, with added corner support for each leg. Wood frame assembly is hand sanded and finished. Hartford Maple wood is finished in transparent wood stain colors. All stains, sealers and lacquers used by ERG are water based and 100% environmentally friendly.

Arm Caps

Arms come with black polyurethane or wood arm caps. Optional Maple wood arm caps can be finished in choice of standard transparent wood stain colors. All stains, sealers and lacquers used by ERG are water based and 100% environmentally friendly.

Note: Factory installed power/data available, see accessories section for details and pricing.

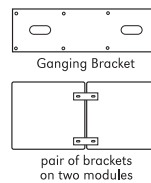
COLORS / FINISHES

Wood Stain Finish Colors:

All transparent wood stain colors available.

OPTIONS

- CODE: FR - CA133 Fire Retardant.
- CODE: MB - Moisture Barrier.
- CODE: 2FO - Two Fabric Option.
- CODE: MTL - Metal Legs.
- CODE: GD - Ganging Brackets (necessary when ganging two or more modules together).
- CODE: WAC - Wood Arm Caps in transparent wood stain color of your choice.
- CODE: TABF(-) - Fixed Post Tablet Arm. (specify A, B or C, left or right arm)



**HARTFORD WOOD LOUNGE
MODULAR CHAIR AND LOUNGE SOFAS
WITH MAPLE WOOD BASE AND LEGS**

| DIMENSIONS | Chair | Two Seat | Three Seat |
|----------------|---------------|---------------|----------------|
| Seat Width: | 24" | 48" | 72" |
| Seat Depth: | 20.5" | 20.5" | 20.5" |
| Seat Height: | 18" | 18" | 18" |
| Back Height: | 34" | 34" | 34" |
| Overall Width: | 24" | 48" | 72" |
| Overall Depth: | 28" | 28" | 28" |
| Qty./Wt.: | 1 ea./60 lbs. | 1 ea./60 lbs. | 1 ea./145 lbs. |




MODULAR CHAIR

MODEL / DESCRIPTION / LIST PRICING



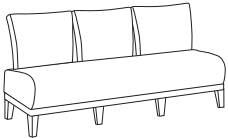
3222 Modular Chair - Maple Wood Base and Legs COM Yardage: 3 Yds. / Back: 1.5 Yds. / Seat: 1.5 Yds.

| COM | GR1 | GR2 | GR3 | GR4 | GR5 | GR6 | GR7 | GR8 | GR9 | GR10 | LEA |
|--------|--------|--------|--------|--------|--------|--------|--------|--------|--------|--------|--------|
| \$1723 | \$1844 | \$1917 | \$1994 | \$2074 | \$2157 | \$2243 | \$2333 | \$2426 | \$2523 | \$2624 | \$3101 |



3228 Two Seat Lounge Sofa - Maple Wood Base and Legs COM Yardage: 6 Yds. / Back: 3 Yds. / Seat: 3 Yds.

| COM | GR1 | GR2 | GR3 | GR4 | GR5 | GR6 | GR7 | GR8 | GR9 | GR10 | LEA |
|--------|--------|--------|--------|--------|--------|--------|--------|--------|--------|--------|--------|
| \$2558 | \$2737 | \$2846 | \$2960 | \$3079 | \$3202 | \$3330 | \$3463 | \$3602 | \$3746 | \$3895 | \$4604 |



3234 Three Seat Lounge Sofa - Maple Wood Base and Legs COM Yardage: 9 Yds. / Back: 4.5 Yds. / Seat: 4.5 Yds.

| COM | GR1 | GR2 | GR3 | GR4 | GR5 | GR6 | GR7 | GR8 | GR9 | GR10 | LEA |
|--------|--------|--------|--------|--------|--------|--------|--------|--------|--------|--------|--------|
| \$3537 | \$3785 | \$3936 | \$4094 | \$4258 | \$4428 | \$4605 | \$4789 | \$4981 | \$5180 | \$5387 | \$6367 |

TABLET SHAPES

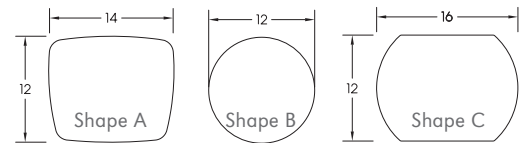
Choose from 3 Tablet Shapes::

Tablets for all modular series are available in 3 shapes, choose from the three shapes shown and specify; A, B or C and left or right (outside tablet) when ordering. Example: TABF-(A) Left - this would be a fixed shape A tablet on the left side (when seated).

Optional Solid Surface available.

Note:

- Tablet orders of 5 or less - choice of 3 standard laminate colors: Wilsonart Black or Frosty White and Nevamar Silver Alu Metalx.
- Tablet orders of 6 or more - any choice standard laminate colors.



OPTIONS

Add upcharge to list price and code to model number

| | | |
|-----|-------------------------------|----------|
| FR | CA133 Fire Retardant per yard | \$90/yd. |
| MB | Moisture Barrier - per seat | \$125 |
| 2FO | Two fabric option | \$98 |
| GD | Ganging Brackets | \$52 |
| WAC | Maple Wood Arm Caps - pair | \$148 |

| | | |
|----------|---|------------------|
| MTL | Metal Legs - 4 (one or two seat) | deduct \$120 |
| MTL | Metal Legs - 6 (three seat) | deduct \$180 |
| TABF-() | Fixed Post Tablet (specify A, B or C, left or right side) | \$370 |
| LAM5 | Non-standard laminate (5 tablets or less) | \$250 ea. tablet |

HARTFORD WOOD LOUNGE
LOUNGE SOFAS WITH UPHOLSTERED ARMS
AND MAPLE WOOD BASE AND LEGS

| DIMENSIONS | Arm Chair | Two Seat | Three Seat |
|----------------|---------------|----------------|----------------|
| Seat Width: | 24" | 48" | 72" |
| Seat Depth: | 20.5" | 20.5" | 20.5" |
| Seat Height: | 18" | 18" | 18" |
| Arm Height: | 26" | 26" | 26" |
| Back Height: | 34" | 34" | 34" |
| Overall Width: | 28" | 54" | 78" |
| Overall Depth: | 28" | 28" | 28" |
| Qty./Wt.: | 1 ea./85 lbs. | 1 ea./155 lbs. | 1 ea./230 lbs. |




TWO SEAT LOUNGE WITH ARMS

MODEL / DESCRIPTION / LIST PRICING




3224 Arm Chair w/ Arms - Maple Wood Base and Legs COM Yardage: 5.5 Yds. / Back: 1.5 Yds. / Seat: 1.5 Yd. / Arms: 2.5 Yds.

| COM | GR1 | GR2 | GR3 | GR4 | GR5 | GR6 | GR7 | GR8 | GR9 | GR10 | LEA |
|--------|--------|--------|--------|--------|--------|--------|--------|--------|--------|--------|--------|
| \$2168 | \$2320 | \$2413 | \$2509 | \$2610 | \$2714 | \$2823 | \$2936 | \$3053 | \$3175 | \$3302 | \$3903 |



3230 Two Seat Lounge Sofa w/ Arms - Maple Wood Base and Legs COM Yardage: 8.5 Yds. / Back: 3 Yds. / Seat: 3 Yds. / Arms: 2.5 Yds.


| COM | GR1 | GR2 | GR3 | GR4 | GR5 | GR6 | GR7 | GR8 | GR9 | GR10 | LEA |
|--------|--------|--------|--------|--------|--------|--------|--------|--------|--------|--------|--------|
| \$3003 | \$3213 | \$3342 | \$3475 | \$3614 | \$3759 | \$3909 | \$4066 | \$4228 | \$4397 | \$4573 | \$5405 |



3236 Three Seat Lounge Sofa w/ Arms - Maple Wood Base and Legs COM Yardage: 10.5 Yds. / Back: 4.5 Yds. / Seat: 3.5 Yds. / Arms: 2.5 Yds.

| COM | GR1 | GR2 | GR3 | GR4 | GR5 | GR6 | GR7 | GR8 | GR9 | GR10 | LEA |
|--------|--------|--------|--------|--------|--------|--------|--------|--------|--------|--------|--------|
| \$4261 | \$4559 | \$4742 | \$4931 | \$5128 | \$5334 | \$5547 | \$5769 | \$6000 | \$6240 | \$6489 | \$7670 |

COM Yardage (Optional two fabrics):



WOOD ARM CAPS

OPTIONS

Add upcharge to list price and code to model number

| | | |
|-----|-------------------------------|----------|
| FR | CA133 Fire Retardant per yard | \$90/yd. |
| MB | Moisture Barrier - per seat | \$125 |
| 2FO | Two fabric option | \$98 |
| GD | Ganging Brackets | \$52 |

| | | |
|-----|----------------------------------|--------------|
| WAC | Maple Wood Arm Caps - pair | \$148 |
| MTL | Metal Legs - 4 (one or two seat) | deduct \$120 |
| MTL | Metal Legs - 6 (three seat) | deduct \$180 |

ISLAND TABLE OF CONTENTS

Specifications 276
Tablet Shapes And Finishes 277
Fabric Placement Detail / Base Selection 278
Island Ten Pricing 279
Island Twenty Pricing 280
Island Thirty Pricing 281
Island Forty 282
Island 4-Leg Metal Base 283
Ottoman 284
Fabric Options 285



ISLAND COLLECTION

The Island Collection are fully upholstered arm chairs offered in choice of fabric featuring 4 different shell styles and choice of 5 different bases.



ISLAND TEN
4-LEG BASE



ISLAND TEN
TRUMPET BASE



ISLAND TWENTY
5-STAR CASTER BASE



ISLAND THIRTY
BRUSHED STAINLESS STEEL DISC BASE



ISLAND FORTY
4-STAR STAINLESS STEEL BASE

ORDERING INFORMATION

To Order Please Specify:

- | | |
|-----------------|-------------------------------|
| 1) Series Name | 4) Fabric Grade & Number |
| 2) Model Number | 5) Two or Three Fabric Option |
| 3) Quantity | 6) Optional Items |

ISLAND GENERAL SPECIFICATIONS

Shell

A minimum of 20" inside seat width. All models offer 100% more back support and comfort.

Seat

5" thick high resiliency foam with a seat frame made out of hardwood with flexible webbing installed for added support and soft sit. Steel welded frame is machine screwed to wood frame for durability.

Upholstery

High resiliency foam, covered throughout by Dacron to protect final upholstery.

Metal Bases

5 bases to choose from (no tilt) :

4-leg base: 3/4" diameter fully welded steel tube frame with polished chrome finish and adjustable glides.

4-Star base: 360° swivel, brushed stainless steel construction with fixed seat height and stainless adjustable glides.

Disc metal base: 360° swivel, brushed stainless steel with fixed seat height and rubber bumpers.

5-Star base: 360° swivel, polished aluminum construction with adjustable seat height on black chrome casters.

Trumpet base: 360° polished chrome swivel with fixed seat height.

COM Fabric Testing

Due to the complexity of the upholstery process of the Island, please submit your COM for testing. A 10"x10" sample is required.

OPTIONS

- CODE: FR - CA133 Fire Retardant.
- CODE: MB - Moisture Barrier.
- CODE: SF - Powder Coat Paint Color.
- CODE: 2FO - 2 Fabric Option. When seat and back are upholstered in two different fabrics of your choice.
- CODE: TABF-(_) - Fixed Tablet Arm (available only on Island Forty model) (specify A, B or C, left or right arm)
- CODE: SST - Solid Surface Top
- CODE: LAM5 - Non-standard laminate for 5 or less tablets see options for upcharge

TABLET SHAPES

Choose from 3 Tablet Shapes::

Tablets for all modular series are available in 3 shapes, choose from the three shapes shown and specify; A, B or C and left or right (outside tablet) when ordering. Example: TABF-(A) Left - this would be a fixed shape A tablet on the left side (when seated).

Optional Solid Surface available.

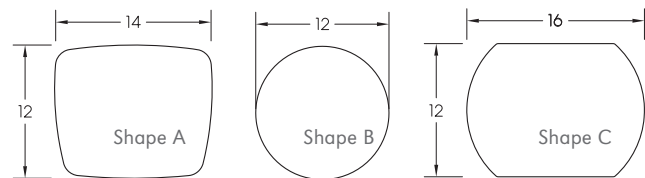
Note:

- Tablet orders of 5 or less - choice of 3 standard laminate colors: Wilsonart Black or Frosty White and Nevamar Silver Alu Metalx.
- Tablet orders of 6 or more - any choice standard laminate colors.



ISLAND 40* WITH TABLET ARM
***ONLY MODEL THAT OFFERS TABLET OPTION**

Choose from 3 Tablet Shapes:



ISLAND 40* WITH TABLET ARM AND OTTOMAN

CHAIRS



ISLAND COLLECTION DIMENSIONS

| DIMENSIONS | Island Ten |
|-----------------|------------|
| Overall Height: | 30" |
| Overall Width: | 25.5" |
| Seat Height: | 18" |
| Seat Width: | 20" |


| | |
|--------------------|-------|
| Medium Base Width: | 24" |
| Large Base Width:* | 27.5" |

*Large 4-Star Base for Island 30 and 40

BASE SELECTION



4-Star Brushed Stainless Steel Base

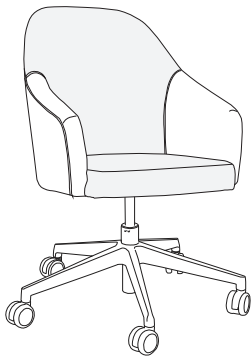


| DIMENSIONS | Island Twenty |
|-----------------|---------------|
| Overall Height: | 30" |
| Overall Width: | 25.5" |
| Seat Height: | 18" |
| Seat Width: | 20" |

| | |
|--------------|-------|
| Base Spread: | 22.5" |
|--------------|-------|



Disc Brushed Stainless Steel Base

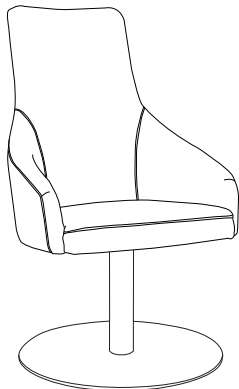


| DIMENSIONS | Island Thirty |
|-----------------|---------------|
| Overall Height: | 38" - 42" |
| Overall Width: | 25.5" |
| Seat Height: | 18"-23" |
| Seat Width: | 20" |

| | |
|--------------|-----|
| Base Spread: | 26" |
|--------------|-----|



5-Star Polished Aluminum Base
w/ Casters



| DIMENSIONS | Island Forty |
|-----------------|--------------|
| Overall Height: | 44" |
| Overall Width: | 25.5" |
| Seat Height: | 18" |
| Seat Width: | 20" |

| | |
|--------------|-------|
| Base Spread: | 17.5" |
|--------------|-------|



Trumpet Polished Chrome Base



4-Leg Polished Chrome Base

| DIMENSIONS | Island Ten 4-Star Base | Island Ten Disc Base | Island Ten 5-Star Base | Island Ten Trumpet Base |
|-----------------|---------------------------|-------------------------|---------------------------|----------------------------|
| Seat Height: | 18" | 18" | 18" - 23" | 18" |
| Seat Width: | 20" | 20" | 20" | 20" |
| Seat Depth: | 19.5" | 19.5" | 19.5" | 19.5" |
| Overall Height: | 30" | 30" | 30" - 35" | 30" |
| Overall Width: | 25.5" | 25.5" | 25.5" | 25.5" |
| Overall Depth: | 24" | 24" | 24" | 24" |
| Qty./Wt.: | 1 ea./52 lbs. | 1 ea./52 lbs. | 1 ea./52 lbs. | 1 ea./52 lbs. |



ISLAND TEN
ON 4-STAR STAINLESS STEEL BASE

Features: Closed Back

MODEL / DESCRIPTION / LIST PRICING



8602 Island Ten Swivel Club Chair / 4-Star Stainless Steel Base on Glides COM Yardage: 2.75 Yds. / Back: 1.5 Yds. / Seat: 1.25 Yd.

| COM | GR1 | GR2 | GR3 | GR4 | GR5 | GR6 | GR7 | GR8 | GR9 | GR10 | LEA |
|--------|--------|--------|--------|--------|--------|--------|--------|--------|--------|--------|--------|
| \$1236 | \$1322 | \$1375 | \$1430 | \$1487 | \$1547 | \$1609 | \$1673 | \$1740 | \$1810 | \$1882 | \$2225 |



8604 Island Ten Swivel Club Chair / Disc Stainless Steel Base COM Yardage: 2.75 Yds. / Back: 1.5 Yds. / Seat: 1.25 Yd.

| COM | GR1 | GR2 | GR3 | GR4 | GR5 | GR6 | GR7 | GR8 | GR9 | GR10 | LEA |
|--------|--------|--------|--------|--------|--------|--------|--------|--------|--------|--------|--------|
| \$1262 | \$1350 | \$1404 | \$1461 | \$1519 | \$1580 | \$1643 | \$1709 | \$1777 | \$1848 | \$1922 | \$2272 |



8606 Island Ten Swivel Club Chair / 5-Star Polished Aluminum Base w/ Casters COM Yardage: 2.75 Yds. / Back: 1.5 Yds. / Seat: 1.25 Yd.

| COM | GR1 | GR2 | GR3 | GR4 | GR5 | GR6 | GR7 | GR8 | GR9 | GR10 | LEA |
|--------|--------|--------|--------|--------|--------|--------|--------|--------|--------|--------|--------|
| \$1391 | \$1489 | \$1548 | \$1610 | \$1675 | \$1741 | \$1811 | \$1884 | \$1959 | \$2037 | \$2119 | \$2504 |



8608 Island Ten Swivel Club Chair / Trumpet Polished Chrome Base COM Yardage: 2.75 Yds. / Back: 1.5 Yds. / Seat: 1.25 Yd.

| COM | GR1 | GR2 | GR3 | GR4 | GR5 | GR6 | GR7 | GR8 | GR9 | GR10 | LEA |
|--------|--------|--------|--------|--------|--------|--------|--------|--------|--------|--------|--------|
| \$1528 | \$1635 | \$1700 | \$1768 | \$1839 | \$1912 | \$1989 | \$2068 | \$2151 | \$2237 | \$2327 | \$2750 |

OPTIONS

Add upcharge to list price and code to model number

| | | |
|----|-------------------------------|----------|
| FR | CA133 Fire Retardant per yard | \$90/yd. |
| MB | Moisture Barrier - per seat | \$125 |

| | | |
|-----|---------------------|-------|
| 2FO | Two fabric option | \$98 |
| 3FO | Three fabric option | \$148 |

Fixed Tablet Arm Not Available on Island Ten

| DIMENSIONS | Island Twenty 4-Star Base | Island Twenty Disc Base | Island Twenty 5-Star Base | Island Twenty Trumpet Base |
|-----------------|------------------------------|----------------------------|------------------------------|-------------------------------|
| Seat Height: | 18" | 18" | 18" - 23" | 18" |
| Seat Width: | 20" | 20" | 20" | 20" |
| Seat Depth | 19.5" | 19.5" | 19.5" | 19.5" |
| Overall Height: | 30" | 30" | 30" - 35" | 30" |
| Overall Width: | 25.5" | 25.5" | 25.5" | 25.5" |
| Overall Depth: | 24" | 24" | 24" | 24" |
| Qty./Wt.: | 1 ea./52 lbs. | 1 ea./52 lbs. | 1 ea./52 lbs. | 1 ea./52 lbs. |



ISLAND TWENTY
ON 5-STAR CASTER BASE

Features: Open Back

MODEL / DESCRIPTION / LIST PRICING



8612 Island Twenty Swivel Club Chair / 4-Star Stainless Steel Base on Glides COM Yardage: 2.75 Yds. / Back: 1.5 Yds. / Seat: 1.25Yd.

| COM | GR1 | GR2 | GR3 | GR4 | GR5 | GR6 | GR7 | GR8 | GR9 | GR10 | LEA |
|--------|--------|--------|--------|--------|--------|--------|--------|--------|--------|--------|--------|
| \$1315 | \$1407 | \$1463 | \$1521 | \$1582 | \$1646 | \$1711 | \$1780 | \$1851 | \$1925 | \$2002 | \$2366 |



8614 Island Twenty Swivel Club Chair / Disc Stainless Steel Base COM Yardage: 2.75 Yds. / Back: 1.5 Yds. / Seat: 1.25 Yd.

| COM | GR1 | GR2 | GR3 | GR4 | GR5 | GR6 | GR7 | GR8 | GR9 | GR10 | LEA |
|--------|--------|--------|--------|--------|--------|--------|--------|--------|--------|--------|--------|
| \$1341 | \$1435 | \$1492 | \$1552 | \$1614 | \$1678 | \$1746 | \$1815 | \$1888 | \$1963 | \$2042 | \$2414 |



8616 Island Twenty Swivel Club Chair / 5-Star Polished Aluminum Base w/ Casters COM Yardage: 2.75 Yds. / Back: 1.5 Yds. / Seat: 1.25 Yd.

| COM | GR1 | GR2 | GR3 | GR4 | GR5 | GR6 | GR7 | GR8 | GR9 | GR10 | LEA |
|--------|--------|--------|--------|--------|--------|--------|--------|--------|--------|--------|--------|
| \$1477 | \$1581 | \$1644 | \$1710 | \$1778 | \$1849 | \$1923 | \$2000 | \$2080 | \$2163 | \$2250 | \$2659 |



8618 Island Twenty Swivel Club Chair / Trumpet Polished Chrome Base COM Yardage: 2.75 Yds. / Back: 1.5 Yds. / Seat: 1.25 Yd.

| COM | GR1 | GR2 | GR3 | GR4 | GR5 | GR6 | GR7 | GR8 | GR9 | GR10 | LEA |
|--------|--------|--------|--------|--------|--------|--------|--------|--------|--------|--------|--------|
| \$1713 | \$1832 | \$1906 | \$1982 | \$2061 | \$2144 | \$2229 | \$2319 | \$2411 | \$2508 | \$2608 | \$3083 |

OPTIONS

Add upcharge to list price and code to model number

| | | |
|----|-------------------------------|----------|
| FR | CA133 Fire Retardant per yard | \$90/yd. |
| MB | Moisture Barrier - per seat | \$125 |

| | | |
|-----|---------------------|-------|
| 2FO | Two fabric option | \$98 |
| 3FO | Three fabric option | \$148 |

Fixed Tablet Arm Not Available on Island Twenty

| DIMENSIONS | Island Thirty 4-Star Base | Island Thirty Disc Base | Island Thirty 5-Star Base | Island Thirty Trumpet Base |
|-----------------|---------------------------|-------------------------|---------------------------|----------------------------|
| Seat Height: | 18" | 18" | 18" - 23" | 18" |
| Seat Width: | 20" | 20" | 20" | 20" |
| Seat Depth: | 19.5" | 19.5" | 19.5" | 19.5" |
| Overall Height: | 38" | 38" | 38" - 43" | 38" |
| Overall Width: | 25.5" | 25.5" | 25.5" | 25.5" |
| Overall Depth: | 28" | 28" | 28" | 28" |
| Qty./Wt.: | 1 ea./52 lbs. | 1 ea./52 lbs. | 1 ea./52 lbs. | 1 ea./52 lbs. |



ISLAND THIRTY
4-STAR STAINLESS STEEL BASE

Features: Tall Back

MODEL / DESCRIPTION / LIST PRICING



8622 Island Thirty Swivel Club Chair / 4-Star Stainless Steel Base on Glides **COM** Yardage: 3.75 Yds. / Back: 2.5 Yds. / Seat: 1.25 Yd.

| COM | GR1 | GR2 | GR3 | GR4 | GR5 | GR6 | GR7 | GR8 | GR9 | GR10 | LEA |
|--------|--------|--------|--------|--------|--------|--------|--------|--------|--------|--------|--------|
| \$1528 | \$1635 | \$1700 | \$1768 | \$1839 | \$1912 | \$1989 | \$2068 | \$2151 | \$2237 | \$2327 | \$2750 |



8624 Island Thirty Swivel Club Chair / Disc Stainless Steel Base **COM** Yardage: 3.75 Yds. / Back: 2.5 Yds. / Seat: 1.25 Yd.

| COM | GR1 | GR2 | GR3 | GR4 | GR5 | GR6 | GR7 | GR8 | GR9 | GR10 | LEA |
|--------|--------|--------|--------|--------|--------|--------|--------|--------|--------|--------|--------|
| \$1554 | \$1663 | \$1729 | \$1798 | \$1870 | \$1945 | \$2023 | \$2104 | \$2188 | \$2276 | \$2367 | \$2797 |



8626 Island Thirty Swivel Club Chair / 5-Star Polished Aluminum Base w/ Casters **COM** Yardage: 3.75 Yds. / Back: 2.5 Yds. / Seat: 1.25 Yd.

| COM | GR1 | GR2 | GR3 | GR4 | GR5 | GR6 | GR7 | GR8 | GR9 | GR10 | LEA |
|--------|--------|--------|--------|--------|--------|--------|--------|--------|--------|--------|--------|
| \$1779 | \$1903 | \$1979 | \$2059 | \$2141 | \$2226 | \$2316 | \$2408 | \$2504 | \$2605 | \$2709 | \$3202 |



8628 Island Thirty Swivel Club Chair / Trumpet Polished Chrome Base **COM** Yardage: 3.75 Yds. / Back: 2.5 Yds. / Seat: 1.25 Yd.

| COM | GR1 | GR2 | GR3 | GR4 | GR5 | GR6 | GR7 | GR8 | GR9 | GR10 | LEA |
|--------|--------|--------|--------|--------|--------|--------|--------|--------|--------|--------|--------|
| \$1926 | \$2060 | \$2143 | \$2229 | \$2318 | \$2410 | \$2507 | \$2607 | \$2711 | \$2820 | \$2933 | \$3466 |

OPTIONS

Add upcharge to list price and code to model number

| | | | | | |
|----|-------------------------------|----------|-----|---------------------|-------|
| FR | CA133 Fire Retardant per yard | \$90/yd. | 2FO | Two fabric option | \$98 |
| MB | Moisture Barrier - per seat | \$125 | 3FO | Three fabric option | \$148 |

Fixed Tablet Arm Not Available on Island Thirty

| DIMENSIONS | Island Forty 4-Star Base | Island Forty Disc Base | Island Forty 5-Star Base |
|-----------------|-----------------------------|---------------------------|-----------------------------|
| Seat Height: | 18" | 18" | 18" - 23" |
| Seat Width: | 20" | 20" | 20" |
| Seat Depth | 19.5" | 19.5" | 19.5" |
| Overall Height: | 44" | 44" | 44" - 48" |
| Overall Width: | 25.5" | 25.5" | 25.5" |
| Overall Depth: | 28" | 28" | 28" |
| Qty./Wt.: | 1 ea./52 lbs. | 1 ea./52 lbs. | 1 ea./52 lbs. |



ISLAND FORTY
4-STAR STAINLESS STEEL BASE ON GLIDES /
OPTIONAL TABLET ARM

Features: Extra Slim Tall Back

MODEL / DESCRIPTION / LIST PRICING



8632 Island Forty Swivel Club Chair / 4-Star Stainless Steel Base on Glide **COM** Yardage: 4 Yds. / Back: 2.75 Yds. / Seat: 1.25 Yd.

| COM | GR1 | GR2 | GR3 | GR4 | GR5 | GR6 | GR7 | GR8 | GR9 | GR10 | LEA |
|--------|--------|--------|--------|--------|--------|--------|--------|--------|--------|--------|--------|
| \$1541 | \$1649 | \$1715 | \$1784 | \$1855 | \$1929 | \$2007 | \$2087 | \$2170 | \$2257 | \$2347 | \$2775 |



8634 Island Forty Swivel Club Chair / Disc Stainless Steel Base **COM** Yardage: 4 Yds. / Back: 2.75 Yds. / Seat: 1.25 Yd.

| COM | GR1 | GR2 | GR3 | GR4 | GR5 | GR6 | GR7 | GR8 | GR9 | GR10 | LEA |
|--------|--------|--------|--------|--------|--------|--------|--------|--------|--------|--------|--------|
| \$1568 | \$1677 | \$1744 | \$1814 | \$1887 | \$1962 | \$2041 | \$2122 | \$2207 | \$2296 | \$2387 | \$2822 |



8636 Island Forty Swivel Club Chair / 5-Star Polished Aluminum Base w/ Casters **COM** Yardage: 4 Yds. / Back: 2.75 Yds. / Seat: 1.25 Yd.

| COM | GR1 | GR2 | GR3 | GR4 | GR5 | GR6 | GR7 | GR8 | GR9 | GR10 | LEA |
|--------|--------|--------|--------|--------|--------|--------|--------|--------|--------|--------|--------|
| \$1798 | \$1923 | \$2000 | \$2080 | \$2164 | \$2250 | \$2340 | \$2434 | \$2531 | \$2632 | \$2738 | \$3236 |

Trumpet Base not available on Island Forty

OPTIONS

Add upcharge to list price and code to model number

| | | |
|-----|-------------------------------|----------|
| FR | CA133 Fire Retardant per yard | \$90/yd. |
| MB | Moisture Barrier - per seat | \$125 |
| 2FO | Two fabric option | \$98 |
| 3FO | Three fabric option | \$148 |


| | | |
|----------|---|------------------|
| TABF-(_) | Fixed Tablet (specify A, B or C, left or right arm) | \$495 |
| SST | Solid Surface Tablet - add to tablet option | \$125 |
| LAM5 | Non-standard laminate (5 tablets or less) | \$250 ea. tablet |

| DIMENSIONS | Island Ten 4-Leg Base | Island Twenty 4-Leg Base |
|-----------------|--------------------------|-----------------------------|
| Seat Height: | 18" | 18" |
| Seat Width: | 20" | 20" |
| Seat Depth: | 19.5" | 19.5" |
| Overall Height: | 30" | 38" |
| Overall Width: | 25.5" | 25.5" |
| Overall Depth: | 24" | 28" |
| Qty./Wt.: | 1 ea./52 lbs. | 1 ea./52 lbs. |




ISLAND TWENTY 4-LEG BASE

MODEL / DESCRIPTION / LIST PRICING



8601 Island Ten 4-Leg Polished Chrome Base COM Yardage: 2.75 Yds. / Back: 1.5 Yds. / Seat: 1.25 Yd.

| COM | GR1 | GR2 | GR3 | GR4 | GR5 | GR6 | GR7 | GR8 | GR9 | GR10 | LEA |
|--------|--------|--------|--------|--------|--------|--------|--------|--------|--------|--------|--------|
| \$1194 | \$1277 | \$1329 | \$1382 | \$1437 | \$1494 | \$1554 | \$1616 | \$1681 | \$1748 | \$1818 | \$2149 |



8611 Island Twenty 4-Leg Polished Chrome Base COM Yardage: 2.75 Yds. / Back: 1.5 Yds. / Seat: 1.25 Yd.

| COM | GR1 | GR2 | GR3 | GR4 | GR5 | GR6 | GR7 | GR8 | GR9 | GR10 | LEA |
|--------|--------|--------|--------|--------|--------|--------|--------|--------|--------|--------|--------|
| \$1273 | \$1362 | \$1416 | \$1473 | \$1532 | \$1593 | \$1657 | \$1723 | \$1792 | \$1864 | \$1938 | \$2291 |



ISLAND TEN 4-LEG BASE

OPTIONS

Add upcharge to list price and code to model number

| | | |
|----|-------------------------------|----------|
| FR | CA133 Fire Retardant per yard | \$90/yd. |
| MB | Moisture Barrier - per seat | \$125 |
| SF | Powder Coat paint color | \$48 |

| | | |
|-----|---------------------|-------|
| 2FO | Two fabric option | \$98 |
| 3FO | Three fabric option | \$148 |

Fixed Tablet Arm Not Available on Island Ten or Twenty



ISLAND FORTY
4-STAR STAINLESS STEEL BASE ON GLIDES /
COMPLEMENTED WITH ISLAND OTTOMAN

ISLAND OTTOMAN
4-STAR STAINLESS STEEL BASE

| DIMENSIONS | Island Ottoman |
|-----------------|----------------|
| Overall Width: | 20.5" |
| Overall Depth: | 20" |
| Overall Height: | 16" |
| Qty./Wt.: | 1 ea./32 lbs. |

MODEL / DESCRIPTION / LIST PRICING



8640 Island Ottoman / 4-Star Stainless Steel Fixed Base on Glides COM Yardage: 1.5 Yds.

| COM | GR1 | GR2 | GR3 | GR4 | GR5 | GR6 | GR7 | GR8 | GR9 | GR10 | LEA |
|-------|--------|--------|--------|--------|--------|--------|--------|--------|--------|--------|--------|
| \$998 | \$1067 | \$1110 | \$1154 | \$1201 | \$1249 | \$1299 | \$1351 | \$1405 | \$1461 | \$1519 | \$1796 |



8642 Island Ottoman / Disc Stainless Steel Fixed Base COM Yardage: 1.5 Yds.

| COM | GR1 | GR2 | GR3 | GR4 | GR5 | GR6 | GR7 | GR8 | GR9 | GR10 | LEA |
|--------|--------|--------|--------|--------|--------|--------|--------|--------|--------|--------|--------|
| \$1027 | \$1099 | \$1143 | \$1188 | \$1236 | \$1285 | \$1337 | \$1390 | \$1446 | \$1504 | \$1564 | \$1848 |



8644 Island Ottoman / Trumpet Polished Chrome Base (Swivel) COM Yardage: 1.5 Yds.

| COM | GR1 | GR2 | GR3 | GR4 | GR5 | GR6 | GR7 | GR8 | GR9 | GR10 | LEA |
|--------|--------|--------|--------|--------|--------|--------|--------|--------|--------|--------|--------|
| \$1134 | \$1213 | \$1262 | \$1312 | \$1365 | \$1419 | \$1476 | \$1535 | \$1597 | \$1661 | \$1727 | \$2041 |

OPTIONS

Add upcharge to list price and code to model number

| | | |
|----|-------------------------------|----------|
| FR | CA133 Fire Retardant per yard | \$90/yd. |
| MB | Moisture Barrier - per seat | \$125 |

| | | |
|-----|---------------------|-------|
| 2FO | Two fabric option | \$98 |
| 3FO | Three fabric option | \$148 |

ISLAND TEN



MONOCHROMATIC FABRIC



TWO-TONE FABRIC 1



TWO-TONE FABRIC 2

ISLAND TWENTY



MONOCHROMATIC FABRIC



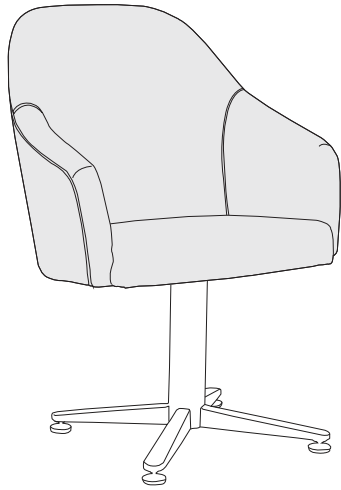
TWO-TONE FABRIC 1



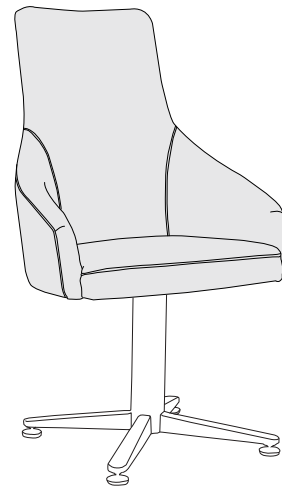
TWO-TONE FABRIC 2

ISLAND THIRTY

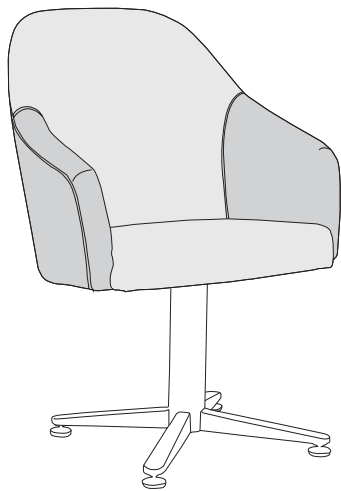
ISLAND FOURTY



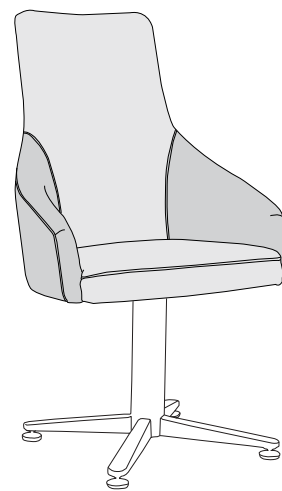
MONOCHROMATIC FABRIC



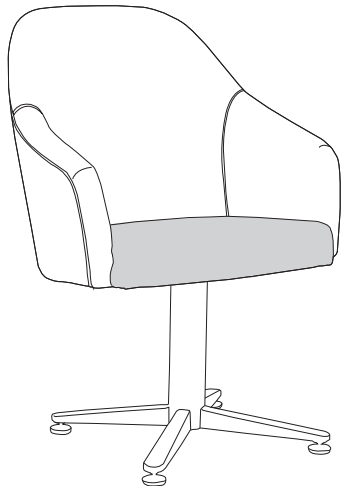
MONOCHROMATIC FABRIC



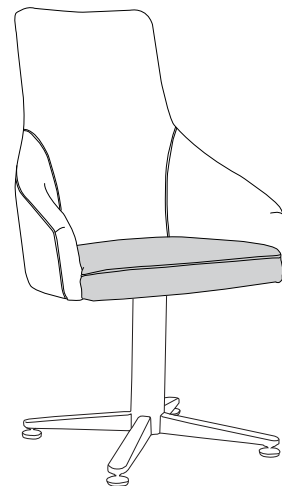
TWO-TONE FABRIC 1



TWO-TONE FABRIC 1



TWO-TONE FABRIC 2



TWO-TONE FABRIC 2

JACKSON METAL COLLECTION

The Jackson is a perfect fit for collaborative lounge settings • It is a combination of contemporary and transitional styling, comfort and privacy with a 4-star metal swivel base.



JACKSON TEN METAL SWIVEL BASE



JACKSON TWENTY METAL SWIVEL BASE



JACKSON THIRTY METAL SWIVEL BASE



JACKSON FORTY METAL SWIVEL BASE

ORDERING INFORMATION

To Order Please Specify:

- | | |
|--------------------------|-------------------------------|
| 1) Series Name | 5) Tablet Left or Right |
| 2) Model Number | 6) Optional Items |
| 3) Quantity | 7) Upholstery Vertical Detail |
| 4) Fabric Grade & Number | 8) Two or Three Fabric Option |

JACKSON GENERAL SPECIFICATIONS

Shell

Curved fabricated plywood shell is 2" thick all around. Foam is glued over plywood and fiber dacron on seat is applied.

Upholstery

Jackson upholstered back and arms are upholstered over 2" foam. Vertical stitching comes standard. Seat and back can be upholstered with choice of fabric, vinyl, crypton, leather or approved COM.

Seat

5" thick, no-sag spring installed.

Base

- Swivel 4-star base in stainless steel with adjustable glides.
- Base spread is 27.5"

Chair function

- Swivel 360°
- No tilt or height adjustment available.

TABLET SHAPES

Choose from 3 Tablet Shapes::

Tablets for all modular series are available in 3 shapes, choose from the three shapes shown and specify; A, B or C and left or right (outside tablet) when ordering. Example: TABF-(A) Left - this would be a fixed shape A tablet on the left side (when seated).

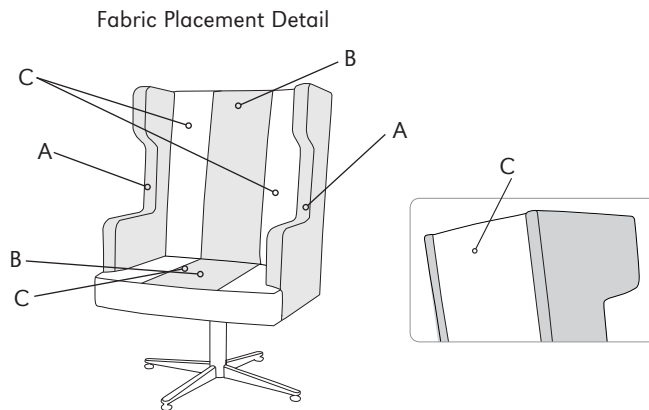
Optional Solid Surface available.

Note:

- Tablet orders of 5 or less - choice of 3 standard laminate colors: Wilsonart Black or Frosty White and Nevamar Silver Alu Metalx.
- Tablet orders of 6 or more - any choice standard laminate colors.

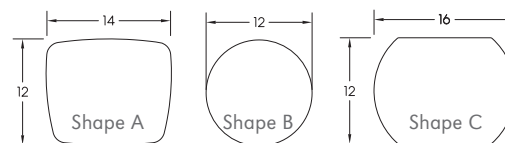
OPTIONS

- CODE: FR - CA133 Fire Retardant.
- CODE: MB - Moisture Barrier.
- CODE: 2FO - 2 Fabric Option. When seat and back are upholstered in two different fabrics of your choice.
- CODE: 3FO - Three Fabric Option.
- CODE: TAB(-) - Swivel Tablet (shape A, B or C, left or right arm).
- CODE: TABR1(-) - Removable Tablet (shape A, B or C, left or right arm).
- CODE: TABR2(-) - Removable Tablet (shape A, B or C, hardware both arms).
- CODE: SWTA - Swinging Tablet Arm
- CODE: SST - Solid Surface Top
- CODE: LAM5 - Non-standard laminate for 5 or less tablets see options for upcharge



*Please specify placement of fabric for areas A,B, and C.

Choose from 3 Tablet Shapes:



| DIMENSIONS | Jackson Ten High Back Metal Base* | Jackson Ten Mid Back Metal Base* |
|--------------------|-----------------------------------|----------------------------------|
| Seat Height: | 17.75" | 17.75" |
| Arm Height: | 25" | 25" |
| Overall Height: | 44.5" | 36" |
| Inside Seat Width: | 22" | 22" |
| Seat Depth: | 19.75" | 19.75" |
| Overall Width: | 27" | 27" |
| Overall Depth: | 28" | 28" |
| Qty./Wt.: | 1 ea./55 lbs. | 1 ea./52 lbs. |



JACKSON TEN HIGH BACK
METAL BASE

MODEL / DESCRIPTION / LIST PRICING



5622 Jackson Ten High Back / Metal Swivel Base

| COM | GR1 | GR2 | GR3 | GR4 | GR5 | GR6 | GR7 | GR8 | GR9 | GR10 | LEA |
|--------|--------|--------|--------|--------|--------|--------|--------|--------|--------|--------|--------|
| \$1783 | \$1908 | \$1984 | \$2063 | \$2146 | \$2232 | \$2321 | \$2414 | \$2510 | \$2611 | \$2715 | \$3209 |

| Solid Color Seat/Back | |
|-----------------------|----------|
| Arms | 3 Yds. |
| Back | 1.5 Yds. |
| Seat | 1.5 Yds. |
| COM | 6 Yds. |

| 2/3 Tone Seat/Back | |
|--------------------|-----------|
| Arms | 3 Yds. |
| Back | 1.25 Yds. |
| Seat | 1.25 Yds. |
| 2nd Fabric | 1 Yd. |
| COM | 6.5 Yds. |

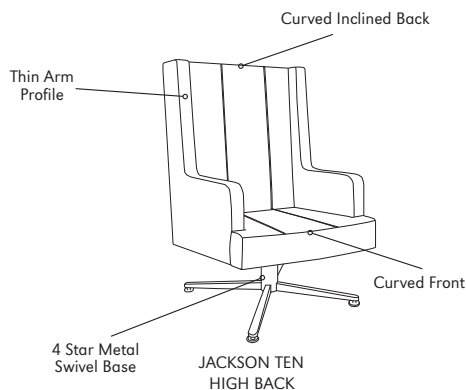


5624 Jackson Ten Mid Back / Metal Swivel Base

| COM | GR1 | GR2 | GR3 | GR4 | GR5 | GR6 | GR7 | GR8 | GR9 | GR10 | LEA |
|--------|--------|--------|--------|--------|--------|--------|--------|--------|--------|--------|--------|
| \$1676 | \$1793 | \$1865 | \$1939 | \$2017 | \$2098 | \$2182 | \$2269 | \$2360 | \$2454 | \$2552 | \$3016 |

| Solid Color Seat/Back | |
|-----------------------|----------|
| Arms | 3 Yds. |
| Back | 1.5 Yds. |
| Seat | 1.5 Yds. |
| COM | 6 Yds. |

| 2/3 Tone Seat/Back | |
|--------------------|-----------|
| Arms | 3 Yds. |
| Back | 1.25 Yds. |
| Seat | 1.25 Yds. |
| 2nd Fabric | 1 Yd. |
| COM | 6.5 Yds. |



OPTIONS

Add upcharge to list price and code to model number

| | | |
|---------|--|----------|
| FR | CA133 Fire Retardant per yard | \$90/yd. |
| MB | Moisture Barrier - per seat | \$125 |
| 2FO | Two fabric option | \$98 |
| 3FO | Three fabric option | \$148 |
| TAB-(L) | Swivel Tablet (specify A, B or C, left or right arm) | \$395 |

| | | |
|-----------|---|------------------|
| TABR1-(L) | Removable Tablet (specify A, B or C, left or right arm) | \$470 |
| TABR2-(L) | Removable Tablet (specify A, B or C both arm openings) | \$570 |
| SWTA | Swinging Tablet Arm | \$295 |
| SST | Solid Surface Tablet - add to tablet option | \$125 |
| LAM5 | Non-standard laminate (5 tablets or less) | \$250 ea. tablet |

| DIMENSIONS | Jackson Twenty High Back Metal Base* | Jackson Twenty Mid Back Metal Base* |
|--------------------|--------------------------------------|-------------------------------------|
| Seat Height: | 17.75" | 17.75" |
| Arm Height: | 25" | 25" |
| Overall Height: | 44.5" | 36" |
| Inside Seat Width: | 22" | 22" |
| Seat Depth: | 19.75" | 19.75" |
| Overall Width: | 27" | 27" |
| Overall Depth: | 28" | 28" |
| Qty./Wt.: | 1 ea./55 lbs. | 1 ea./52 lbs. |



JACKSON TWENTY HIGH BACK / METAL SWIVEL BASE / TABLET ARM

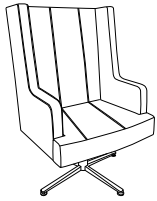


JACKSON TWENTY MID BACK / METAL SWIVEL BASE

Note:

- Tablet orders of 5 or less - choice of 3 standard laminate colors: black, white and silver.
- Tablet orders of 6 or more - any choice standard laminate colors.

MODEL / DESCRIPTION / LIST PRICING



5626 Jackson Twenty High Back / Metal Swivel Base

| COM | GR1 | GR2 | GR3 | GR4 | GR5 | GR6 | GR7 | GR8 | GR9 | GR10 | LEA |
|--------|--------|--------|--------|--------|--------|--------|--------|--------|--------|--------|--------|
| \$1806 | \$1932 | \$2010 | \$2090 | \$2174 | \$2261 | \$2351 | \$2445 | \$2543 | \$2645 | \$2750 | \$3251 |

| Solid Color Seat/Back | |
|-----------------------|----------|
| Arms | 3 Yds. |
| Back | 1.5 Yds. |
| Seat | 1.5 Yds. |
| COM | 6 Yds. |

| 2/3 Tone Seat/Back | |
|--------------------|-----------|
| Arms | 3 Yds. |
| Back | 1.25 Yds. |
| Seat | 1.25 Yds. |
| 2nd Fabric | 1 Yd. |
| COM | 6.5 Yds. |

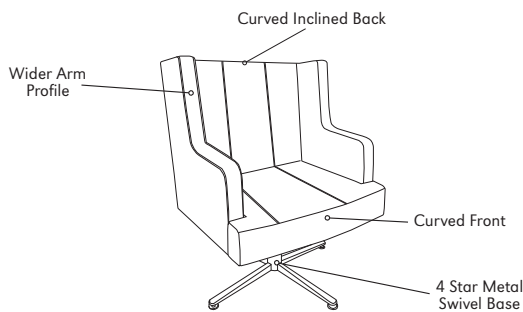


5628 Jackson Twenty Mid Back / Metal Swivel Base

| COM | GR1 | GR2 | GR3 | GR4 | GR5 | GR6 | GR7 | GR8 | GR9 | GR10 | LEA |
|--------|--------|--------|--------|--------|--------|--------|--------|--------|--------|--------|--------|
| \$1698 | \$1817 | \$1889 | \$1965 | \$2044 | \$2125 | \$2210 | \$2299 | \$2391 | \$2486 | \$2586 | \$3056 |

| Solid Color Seat/Back | |
|-----------------------|----------|
| Arms | 3 Yds. |
| Back | 1.5 Yds. |
| Seat | 1.5 Yds. |
| COM | 6 Yds. |

| 2/3 Tone Seat/Back | |
|--------------------|-----------|
| Arms | 3 Yds. |
| Back | 1.25 Yds. |
| Seat | 1.25 Yds. |
| 2nd Fabric | 1 Yd. |
| COM | 6.5 Yds. |



JACKSON TWENTY MID BACK

OPTIONS

Add upcharge to list price and code to model number

| | | |
|--------|--|----------|
| FR | CA133 Fire Retardant per yard | \$90/yd. |
| MB | Moisture Barrier - per seat | \$125 |
| 2FO | Two fabric option | \$98 |
| 3FO | Three fabric option | \$148 |
| TAB(-) | Swivel Tablet (specify A, B or C, left or right arm) | \$395 |

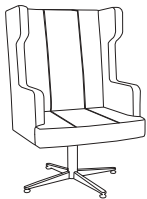
| | | |
|----------|---|------------------|
| TABR1(-) | Removable Tablet (specify A, B or C, left or right arm) | \$470 |
| TABR2(-) | Removable Tablet (specify A, B or C both arm openings) | \$570 |
| SWTA | Swinging Tablet Arm | \$295 |
| SST | Solid Surface Tablet - add to tablet option | \$125 |
| LAM5 | Non-standard laminate (5 tablets or less) | \$250 ea. tablet |

| DIMENSIONS | Jackson Thirty High Back Metal Base* | Jackson Thirty Mid Back Metal Base* |
|--------------------|--------------------------------------|-------------------------------------|
| Seat Height: | 17.75" | 17.75" |
| Arm Height: | 25" | 25" |
| Overall Height: | 44.5" | 36" |
| Inside Seat Width: | 22" | 22" |
| Seat Depth: | 19.75" | 19.75" |
| Overall Width: | 27" | 27" |
| Overall Depth: | 28" | 28" |
| Qty./Wt.: | 1 ea./55 lbs. | 1 ea./52 lbs. |



JACKSON THIRTY HIGH BACK
METAL SWIVEL BASE

MODEL / DESCRIPTION / LIST PRICING



5630 Jackson Thirty High Back / Metal Swivel Base

| COM | GR1 | GR2 | GR3 | GR4 | GR5 | GR6 | GR7 | GR8 | GR9 | GR10 | LEA |
|--------|--------|--------|--------|--------|--------|--------|--------|--------|--------|--------|--------|
| \$1825 | \$1953 | \$2031 | \$2112 | \$2196 | \$2284 | \$2376 | \$2471 | \$2570 | \$2672 | \$2779 | \$3285 |

| Solid Color Seat/Back | |
|-----------------------|----------|
| Arms | 3 Yds. |
| Back | 1.5 Yds. |
| Seat | 1.5 Yds. |
| COM | 6 Yds. |

| 2/3 Tone Seat/Back | |
|--------------------|-----------|
| Arms | 3 Yds. |
| Back | 1.25 Yds. |
| Seat | 1.25 Yds. |
| 2nd Fabric | 1 Yd. |
| COM | 6.5 Yds. |



5632 Jackson Thirty Mid Back / Metal Swivel Base

| COM | GR1 | GR2 | GR3 | GR4 | GR5 | GR6 | GR7 | GR8 | GR9 | GR10 | LEA |
|--------|--------|--------|--------|--------|--------|--------|--------|--------|--------|--------|--------|
| \$1716 | \$1836 | \$1909 | \$1986 | \$2065 | \$2148 | \$2234 | \$2323 | \$2416 | \$2512 | \$2613 | \$3088 |

| Solid Color Seat/Back | |
|-----------------------|----------|
| Arms | 3 Yds. |
| Back | 1.5 Yds. |
| Seat | 1.5 Yds. |
| COM | 6 Yds. |

| 2/3 Tone Seat/Back | |
|--------------------|-----------|
| Arms | 3 Yds. |
| Back | 1.25 Yds. |
| Seat | 1.25 Yds. |
| 2nd Fabric | 1 Yd. |
| COM | 6.5 Yds. |

OPTIONS

Add upcharge to list price and code to model number

| | | |
|---------|--|----------|
| FR | CA133 Fire Retardant per yard | \$90/yd. |
| MB | Moisture Barrier - per seat | \$125 |
| 2FO | Two fabric option | \$98 |
| 3FO | Three fabric option | \$148 |
| TAB-(L) | Swivel Tablet (specify A, B or C, left or right arm) | \$395 |

| | | |
|-----------|---|------------------|
| TABR1-(L) | Removable Tablet (specify A, B or C, left or right arm) | \$470 |
| TABR2-(L) | Removable Tablet (specify A, B or C both arm openings) | \$570 |
| SWTA | Swinging Tablet Arm | \$295 |
| SST | Solid Surface Tablet - add to tablet option | \$125 |
| LAM5 | Non-standard laminate (5 tablets or less) | \$250 ea. tablet |

| DIMENSIONS | Jackson Forty High Back Metal Base* | Jackson Forty Mid Back Metal Base* |
|--------------------|-------------------------------------|------------------------------------|
| Seat Height: | 17.75" | 17.75" |
| Arm Height: | 25" | 25" |
| Overall Height: | 44.5" | 36" |
| Inside Seat Width: | 22" | 22" |
| Seat Depth: | 19.75" | 19.75" |
| Overall Width: | 27" | 27" |
| Overall Depth: | 28" | 28" |
| Qty./Wt.: | 1 ea./55 lbs. | 1 ea./52 lbs. |



JACKSON FORTY HIGH BACK
METAL SWIVEL BASE

MODEL / DESCRIPTION / LIST PRICING



5634 Jackson Forty High Back / Metal Swivel Base

| COM | GR1 | GR2 | GR3 | GR4 | GR5 | GR6 | GR7 | GR8 | GR9 | GR10 | LEA |
|--------|--------|--------|--------|--------|--------|--------|--------|--------|--------|--------|--------|
| \$1844 | \$1973 | \$2052 | \$2134 | \$2219 | \$2308 | \$2400 | \$2496 | \$2596 | \$2700 | \$2808 | \$3319 |

| Solid Color Seat/Back | |
|-----------------------|----------|
| Arms | 3 Yds. |
| Back | 1.5 Yds. |
| Seat | 1.5 Yds. |
| COM | 6 Yds. |

| 2/3 Tone Seat/Back | |
|--------------------|-----------|
| Arms | 3 Yds. |
| Back | 1.25 Yds. |
| Seat | 1.25 Yds. |
| 2nd Fabric | 1 Yd. |
| COM | 6.5 Yds. |



5636 Jackson Forty Mid Back / Metal Swivel Base

| COM | GR1 | GR2 | GR3 | GR4 | GR5 | GR6 | GR7 | GR8 | GR9 | GR10 | LEA |
|--------|--------|--------|--------|--------|--------|--------|--------|--------|--------|--------|--------|
| \$1733 | \$1854 | \$1928 | \$2005 | \$2085 | \$2169 | \$2255 | \$2346 | \$2439 | \$2537 | \$2638 | \$3119 |

| Solid Color Seat/Back | |
|-----------------------|----------|
| Arms | 3 Yds. |
| Back | 1.5 Yds. |
| Seat | 1.5 Yds. |
| COM | 6 Yds. |

| 2/3 Tone Seat/Back | |
|--------------------|-----------|
| Arms | 3 Yds. |
| Back | 1.25 Yds. |
| Seat | 1.25 Yds. |
| 2nd Fabric | 1 Yd. |
| COM | 6.5 Yds. |

OPTIONS

Add upcharge to list price and code to model number

| | | |
|--------|--|----------|
| FR | CA133 Fire Retardant per yard | \$90/yd. |
| MB | Moisture Barrier - per seat | \$125 |
| 2FO | Two fabric option | \$98 |
| 3FO | Three fabric option | \$148 |
| TAB(-) | Swivel Tablet (specify A, B or C, left or right arm) | \$395 |

| | | |
|----------|---|------------------|
| TABR1(-) | Removable Tablet (specify A, B or C, left or right arm) | \$470 |
| TABR2(-) | Removable Tablet (specify A, B or C both arm openings) | \$570 |
| SWTA | Swinging Tablet Arm | \$295 |
| SST | Solid Surface Tablet - add to tablet option | \$125 |
| LAM5 | Non-standard laminate (5 tablets or less) | \$250 ea. tablet |

| DIMENSIONS | Jackson Ottoman |
|----------------|-----------------|
| Seat Height: | 16" |
| Overall Width: | 23" |
| Overall Depth: | 20" |
| Qty./Wt.: | 1 ea./40 lbs. |



OTTOMAN 4-STAR METAL FIXED BASE



OTTOMAN 4-STAR METAL FIXED BASE /
2 FABRIC OPTION

MODEL / DESCRIPTION / LIST PRICING



5638 Jackson Ottoman 4-Star Metal Fixed Base

COM Yardage: 1 Yd. / Seat: 1 Yd.

| COM | GR1 | GR2 | GR3 | GR4 | GR5 | GR6 | GR7 | GR8 | GR9 | GR10 | LEA |
|-------|--------|--------|--------|--------|--------|--------|--------|--------|--------|--------|--------|
| \$981 | \$1049 | \$1091 | \$1135 | \$1180 | \$1228 | \$1277 | \$1328 | \$1381 | \$1436 | \$1494 | \$1765 |

| COM Yardage (one color) | COM Yardage (2/3 colors) |
|-------------------------|--------------------------|
| 1.25 Yd. | Call |



JACKSON 20 HIGH BACK 2 FABRIC OPTION
W/ FIXED METAL BASE OTTOMAN

OPTIONS

Add upcharge to list price and code to model number

| | | |
|-----|--------------------------------|----------|
| FR | CA133 Fire Retardant per yard | \$90/yd. |
| MB | Moisture Barrier - per ottoman | \$125 |
| 2FO | Two fabric option | \$98 |

| | | |
|-----|-------------------------|-------|
| 3FO | Three Fabric Upholstery | \$148 |
| SF | Powder Coat Color | \$65 |

JACKSON WOOD COLLECTION

The Jackson is a perfect fit for collaborative lounge settings • It is a combination of contemporary and transitional styling, comfort and privacy.



JACKSON TEN
HIGH BACK WOOD FRAME BASE



JACKSON TWENTY
MID BACK WOOD FRAME BASE



JACKSON THIRTY
HIGH BACK WOOD FRAME BASE



JACKSON FORTY
HIGH BACK WOOD FRAME BASE

ORDERING INFORMATION

To Order Please Specify:

- 1) Series Name
- 2) Model Number
- 3) Quantity
- 4) Finish
- 5) Fabric Grade & Number
- 6) Optional Items
- 7) Upholstery Vertical Detail

JACKSON GENERAL SPECIFICATIONS

Shell

Curved fabricated plywood shell is 2" thick all around. Foam is glued over plywood and fiber dacron on seat is applied.

Upholstery

Jackson upholstered back and arms are upholstered over 2" foam. **Vertical stitching comes standard back and seat.** Seat and back can be upholstered with choice of fabric, vinyl, crypton, leather or approved COM.

Seat

5" thick, no-sag spring installed.

Base

- Fixed wood frame base; 4-legged in stained maple.

COLORS / FINISHES

Base Finish Colors:

Wood base in stained maple

TABLET SHAPES

Choose from 3 Tablet Shapes::

Tablets for all modular series are available in 3 shapes, choose from the three shapes shown and specify; A, B or C and left or right (outside tablet) when ordering. Example: TABF-(A) Left - this would be a fixed shape A tablet on the left side (when seated).

Optional Solid Surface available.

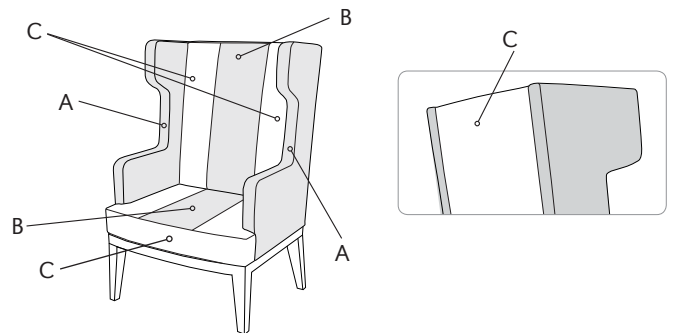
Note:

- Tablet orders of 5 or less - choice of 3 standard laminate colors: Wilsonart Black or Frosty White and Nevamar Silver Alu Metalx.
- Tablet orders of 6 or more - any choice standard laminate colors.

OPTIONS

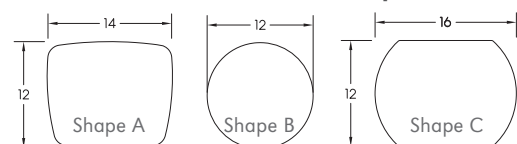
- CODE: FR - CA133 Fire Retardant.
- CODE: MB - Moisture Barrier.
- CODE: 2FO - 2 Fabric Option. When seat, back and arm are upholstered in two different fabrics of your choice.
- CODE: 3FO - Three Fabric Option. When seat, back and arm are upholstered in three different fabrics of your choice.
- CODE: TAB(-) - Swivel Tablet (shape A, B or C, left or right arm).
- CODE: TABR1(-) - Removable Tablet (shape A, B or C, left or right arm).
- CODE: TABR2(-) - Removable Tablet (shape A, B or C, hardware both arms).
- CODE: SWTA - Swinging Tablet Arm
- CODE: SST - Solid Surface Top
- CODE: LAM5 - Non-standard laminate for 5 or less tablets see options for upcharge

Fabric Placement Detail



*Please specify placement of fabric for areas A,B, and C.

Choose from 3 Tablet Shapes:



| DIMENSIONS | Jackson Ten High Back Wood Frame Base | Jackson Ten Mid Back Wood Frame Base |
|--------------------|---------------------------------------|--------------------------------------|
| Seat Height: | 17.75" | 17.75" |
| Arm Height: | 25" | 25" |
| Overall Height: | 44.5" | 36" |
| Inside Seat Width: | 22" | 22" |
| Seat Depth: | 19.75" | 19.75" |
| Overall Width: | 27" | 27" |
| Overall Depth: | 28" | 28" |
| Qty./Wt.: | 1 ea./55 lbs. | 1 ea./52 lbs. |

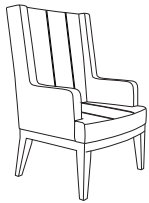


JACKSON TEN MID BACK
WOOD FRAME BASE



DETAIL OF SLIM ARM

MODEL / DESCRIPTION / LIST PRICING

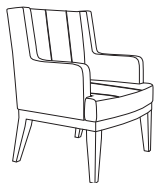


5600 Jackson Ten High Back / Wood Frame Base

| COM | GR1 | GR2 | GR3 | GR4 | GR5 | GR6 | GR7 | GR8 | GR9 | GR10 | LEA |
|--------|--------|--------|--------|--------|--------|--------|--------|--------|--------|--------|--------|
| \$2203 | \$2357 | \$2451 | \$2549 | \$2651 | \$2757 | \$2868 | \$2982 | \$3102 | \$3226 | \$3355 | \$3965 |

| Solid Color Seat/Back | |
|-----------------------|----------|
| Arms | 3 Yds. |
| Back | 1.5 Yds. |
| Seat | 1.5 Yds. |
| COM | 6 Yds. |

| 2/3 Tone Seat/Back | |
|--------------------|-----------|
| Arms | 3 Yds. |
| Back | 1.25 Yds. |
| Seat | 1.25 Yds. |
| 2nd Fabric | 1 Yd. |
| COM | 6.5 Yds. |

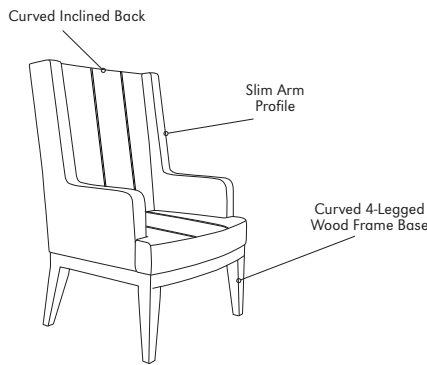


5602 Jackson Ten Mid Back / Wood Frame Base

| COM | GR1 | GR2 | GR3 | GR4 | GR5 | GR6 | GR7 | GR8 | GR9 | GR10 | LEA |
|--------|--------|--------|--------|--------|--------|--------|--------|--------|--------|--------|--------|
| \$1993 | \$2132 | \$2218 | \$2306 | \$2399 | \$2495 | \$2594 | \$2698 | \$2806 | \$2918 | \$3035 | \$3587 |

| Solid Color Seat/Back | |
|-----------------------|----------|
| Arms | 3 Yds. |
| Back | 1.5 Yds. |
| Seat | 1.5 Yds. |
| COM | 6 Yds. |

| 2/3 Tone Seat/Back | |
|--------------------|-----------|
| Arms | 3 Yds. |
| Back | 1.25 Yds. |
| Seat | 1.25 Yds. |
| 2nd Fabric | 1 Yd. |
| COM | 6.5 Yds. |



JACKSON TEN
HIGH BACK



JACKSON TEN
MID BACK / W/ TABLET C OPTION

Note:

- Tablet orders of 5 or less - choice of 3 standard laminate colors: black, white and silver.
- Tablet orders of 6 or more - any choice standard laminate colors.

OPTIONS

Add upcharge to list price and code to model number

| | | |
|--------|--|----------|
| FR | CA133 Fire Retardant per yard | \$90/yd. |
| MB | Moisture Barrier - per seat | \$125 |
| 2FO | Two fabric option | \$98 |
| 3FO | Three fabric option | \$148 |
| TAB(-) | Swivel Tablet (specify A, B or C, left or right arm) | \$395 |

| | | |
|----------|---|------------------|
| TABR1(-) | Removable Tablet (specify A, B or C, left or right arm) | \$470 |
| TABR2(-) | Removable Tablet (specify A, B or C both arm openings) | \$570 |
| SWTA | Swinging Tablet Arm | \$295 |
| SST | Solid Surface Tablet - add to tablet option | \$125 |
| LAM5 | Non-standard laminate (5 tablets or less) | \$250 ea. tablet |

| DIMENSIONS | Jackson Twenty High Back Wood Frame Base | Jackson Twenty Mid Back Wood Frame Base |
|--------------------|--|---|
| Seat Height: | 17.75" | 17.75" |
| Arm Height: | 25" | 25" |
| Overall Height: | 44.5" | 36" |
| Inside Seat Width: | 22" | 22" |
| Seat Depth: | 19.75" | 19.75" |
| Overall Width: | 27" | 27" |
| Overall Depth: | 28" | 28" |
| Qty./Wt.: | 1 ea./55 lbs. | 1 ea./52 lbs. |

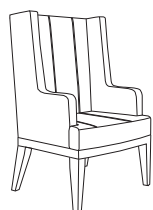


JACKSON TWENTY HIGH BACK
WOOD FRAME BASE



DETAIL OF WIDER ARM

MODEL / DESCRIPTION / LIST PRICING



5604 Jackson Twenty High Back / Wood Frame Base


| COM | GR1 | GR2 | GR3 | GR4 | GR5 | GR6 | GR7 | GR8 | GR9 | GR10 | LEA |
|--------|--------|--------|--------|--------|--------|--------|--------|--------|--------|--------|--------|
| \$2218 | \$2373 | \$2468 | \$2566 | \$2669 | \$2776 | \$2887 | \$3002 | \$3122 | \$3247 | \$3377 | \$3992 |



JACKSON TWENTY /
HIGH BACK W/ OPTION B TABLET

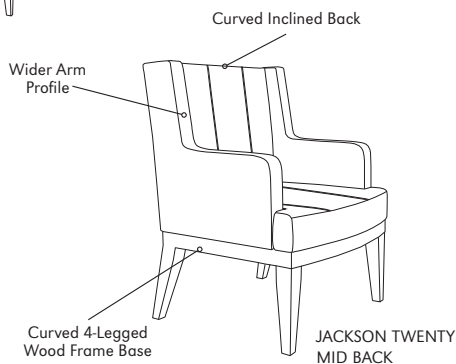
| Solid Color Seat/Back | |
|-----------------------|----------|
| Arms | 3 Yds. |
| Back | 1.5 Yds. |
| Seat | 1.5 Yds. |
| COM | 6 Yds. |

| 2/3 Tone Seat/Back | |
|--------------------|-----------|
| Arms | 3 Yds. |
| Back | 1.25 Yds. |
| Seat | 1.25 Yds. |
| 2nd Fabric | 1 Yd. |
| COM | 6.5 Yds. |



5606 Jackson Twenty Mid Back / Wood Frame Base

| COM | GR1 | GR2 | GR3 | GR4 | GR5 | GR6 | GR7 | GR8 | GR9 | GR10 | LEA |
|--------|--------|--------|--------|--------|--------|--------|--------|--------|--------|--------|--------|
| \$2032 | \$2174 | \$2261 | \$2351 | \$2445 | \$2543 | \$2645 | \$2751 | \$2861 | \$2975 | \$3094 | \$3657 |



JACKSON TWENTY
MID BACK

| Solid Color Seat/Back | |
|-----------------------|----------|
| Arms | 3 Yds. |
| Back | 1.5 Yds. |
| Seat | 1.5 Yds. |
| COM | 6 Yds. |

| 2/3 Tone Seat/Back | |
|--------------------|-----------|
| Arms | 3 Yds. |
| Back | 1.25 Yds. |
| Seat | 1.25 Yds. |
| 2nd Fabric | 1 Yd. |
| COM | 6.5 Yds. |

OPTIONS

Add upcharge to list price and code to model number

| | | |
|--------|--|----------|
| FR | CA133 Fire Retardant per yard | \$90/yd. |
| MB | Moisture Barrier - per seat | \$125 |
| 2FO | Two fabric option | \$98 |
| 3FO | Three fabric option | \$148 |
| TAB(-) | Swivel Tablet (specify A, B or C, left or right arm) | \$395 |

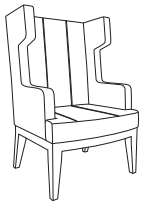
| | | |
|----------|---|------------------|
| TABR1(-) | Removable Tablet (specify A, B or C, left or right arm) | \$470 |
| TABR2(-) | Removable Tablet (specify A, B or C both arm openings) | \$570 |
| SWTA | Swinging Tablet Arm | \$295 |
| SST | Solid Surface Tablet - add to tablet option | \$125 |
| LAM5 | Non-standard laminate (5 tablets or less) | \$250 ea. tablet |

| DIMENSIONS | Jackson Thirty High Back Wood Frame Base | Jackson Thirty Mid Back Wood Frame Base |
|--------------------|--|---|
| Seat Height: | 17.75" | 17.75" |
| Arm Height: | 25" | 25" |
| Overall Height: | 44.5" | 36" |
| Inside Seat Width: | 22" | 22" |
| Seat Depth: | 19.75" | 19.75" |
| Overall Width: | 27" | 27" |
| Overall Depth: | 28" | 28" |
| Qty./Wt.: | 1 ea./55 lbs. | 1 ea./52 lbs. |



JACKSON THIRTY HIGH BACK
WOOD FRAME BASE

MODEL / DESCRIPTION / LIST PRICING




5608 Jackson Thirty High Back / Wood Frame Base

| COM | GR1 | GR2 | GR3 | GR4 | GR5 | GR6 | GR7 | GR8 | GR9 | GR10 | LEA |
|--------|--------|--------|--------|--------|--------|--------|--------|--------|--------|--------|--------|
| \$2263 | \$2421 | \$2518 | \$2619 | \$2723 | \$2832 | \$2946 | \$3064 | \$3186 | \$3314 | \$3446 | \$4073 |

| Solid Color Seat/Back | |
|-----------------------|----------|
| Arms | 3 Yds. |
| Back | 1.5 Yds. |
| Seat | 1.5 Yds. |
| COM | 6 Yds. |

| 2/3 Tone Seat/Back | |
|--------------------|-----------|
| Arms | 3 Yds. |
| Back | 1.25 Yds. |
| Seat | 1.25 Yds. |
| 2nd Fabric | 1 Yd. |
| COM | 6.5 Yds. |



5610 Jackson Thirty Mid Back / Wood Frame Base

| COM | GR1 | GR2 | GR3 | GR4 | GR5 | GR6 | GR7 | GR8 | GR9 | GR10 | LEA |
|--------|--------|--------|--------|--------|--------|--------|--------|--------|--------|--------|--------|
| \$2054 | \$2198 | \$2285 | \$2377 | \$2472 | \$2571 | \$2674 | \$2781 | \$2892 | \$3008 | \$3128 | \$3697 |

| Solid Color Seat/Back | |
|-----------------------|----------|
| Arms | 3 Yds. |
| Back | 1.5 Yds. |
| Seat | 1.5 Yds. |
| COM | 6 Yds. |

| 2/3 Tone Seat/Back | |
|--------------------|-----------|
| Arms | 3 Yds. |
| Back | 1.25 Yds. |
| Seat | 1.25 Yds. |
| 2nd Fabric | 1 Yd. |
| COM | 6.5 Yds. |



JACKSON THIRTY HIGH BACK / STR
ARM STYLE / 2 FABRIC OPTION /
WOOD FRAME BASE

OPTIONS

Add upcharge to list price and code to model number

| | | |
|---------|--|----------|
| FR | CA133 Fire Retardant per yard | \$90/yd. |
| MB | Moisture Barrier - per seat | \$125 |
| 2FO | Two fabric option | \$98 |
| 3FO | Three fabric option | \$148 |
| TAB-(L) | Swivel Tablet (specify A, B or C, left or right arm) | \$395 |


| | | |
|-----------|---|------------------|
| TABR1-(L) | Removable Tablet (specify A, B or C, left or right arm) | \$470 |
| TABR2-(L) | Removable Tablet (specify A, B or C both arm openings) | \$570 |
| SWTA | Swinging Tablet Arm | \$295 |
| SST | Solid Surface Tablet - add to tablet option | \$125 |
| LAM5 | Non-standard laminate (5 tablets or less) | \$250 ea. tablet |

| DIMENSIONS | Jackson Forty High Back Wood Frame Base | Jackson Forty Mid Back Wood Frame Base |
|--------------------|---|--|
| Seat Height: | 17.75" | 17.75" |
| Arm Height: | 25" | 25" |
| Overall Height: | 44.5" | 36" |
| Inside Seat Width: | 22" | 22" |
| Seat Depth: | 19.75" | 19.75" |
| Overall Width: | 27" | 27" |
| Overall Depth: | 28" | 28" |
| Qty./Wt.: | 1 ea./55 lbs. | 1 ea./52 lbs. |



JACKSON FORTY HIGH BACK / TRZ
ARM STYLE / 2 FABRIC OPTION /
WOOD FRAME BASE

MODEL / DESCRIPTION / LIST PRICING




5612 Jackson Forty High Back / Wood Frame Base

| COM | GR1 | GR2 | GR3 | GR4 | GR5 | GR6 | GR7 | GR8 | GR9 | GR10 | LEA |
|--------|--------|--------|--------|--------|--------|--------|--------|--------|--------|--------|--------|
| \$2298 | \$2459 | \$2558 | \$2660 | \$2766 | \$2877 | \$2992 | \$3112 | \$3236 | \$3366 | \$3500 | \$4137 |

| Solid Color Seat/Back | |
|-----------------------|----------|
| Arms | 3 Yds. |
| Back | 1.5 Yds. |
| Seat | 1.5 Yds. |
| COM | 6 Yds. |

| 2/3 Tone Seat/Back | |
|--------------------|-----------|
| Arms | 3 Yds. |
| Back | 1.25 Yds. |
| Seat | 1.25 Yds. |
| 2nd Fabric | 1 Yd. |
| COM | 6.5 Yds. |



5614 Jackson Forty Mid Back / Wood Frame Base

| COM | GR1 | GR2 | GR3 | GR4 | GR5 | GR6 | GR7 | GR8 | GR9 | GR10 | LEA |
|--------|--------|--------|--------|--------|--------|--------|--------|--------|--------|--------|--------|
| \$2094 | \$2240 | \$2330 | \$2423 | \$2520 | \$2621 | \$2726 | \$2835 | \$2948 | \$3066 | \$3189 | \$3769 |

| Solid Color Seat/Back | |
|-----------------------|----------|
| Arms | 3 Yds. |
| Back | 1.5 Yds. |
| Seat | 1.5 Yds. |
| COM | 6 Yds. |

| 2/3 Tone Seat/Back | |
|--------------------|-----------|
| Arms | 3 Yds. |
| Back | 1.25 Yds. |
| Seat | 1.25 Yds. |
| 2nd Fabric | 1 Yd. |
| COM | 6.5 Yds. |

OPTIONS

Add upcharge to list price and code to model number

| | | |
|--------|--|----------|
| FR | CA133 Fire Retardant per yard | \$90/yd. |
| MB | Moisture Barrier - per seat | \$125 |
| 2FO | Two fabric option | \$98 |
| 3FO | Three fabric option | \$148 |
| TAB(-) | Swivel Tablet (specify A, B or C, left or right arm) | \$395 |

| | | |
|----------|---|------------------|
| TABR1(-) | Removable Tablet (specify A, B or C, left or right arm) | \$470 |
| TABR2(-) | Removable Tablet (specify A, B or C both arm openings) | \$570 |
| SWTA | Swinging Tablet Arm | \$295 |
| SST | Solid Surface Tablet - add to tablet option | \$125 |
| LAM5 | Non-standard laminate (5 tablets or less) | \$250 ea. tablet |

| DIMENSIONS | Jackson Ottoman |
|----------------|-----------------|
| Seat Height: | 16" |
| Overall Width: | 20" |
| Overall Depth: | 23" |
| Qty./Wt.: | 1 ea./35 lbs. |



OTTOMAN WOOD FRAME



OTTOMAN / 2 FABRIC OPTION / WOOD FRAME

MODEL / DESCRIPTION / LIST PRICING



5616 Jackson Ottoman Wood Frame Base

| COM | GR1 | GR2 | GR3 | GR4 | GR5 | GR6 | GR7 | GR8 | GR9 | GR10 | LEA |
|--------|--------|--------|--------|--------|--------|--------|--------|--------|--------|--------|--------|
| \$1255 | \$1343 | \$1396 | \$1452 | \$1510 | \$1571 | \$1633 | \$1699 | \$1767 | \$1837 | \$1911 | \$2259 |



JACKSON THIRTY HIGH BACK
WOOD FRAME BASE AND OTTOMAN

| COM Yardage (one color) | COM Yardage (2/3 colors) |
|-------------------------|--------------------------|
| 1 Yd. | Call |



JACKSON THIRTY MID BACK
WOOD FRAME BASE AND OTTOMAN

OPTIONS

Add upcharge to list price and code to model number

| | | |
|----|--------------------------------|----------|
| FR | CA133 Fire Retardant per yard | \$90/yd. |
| MB | Moisture Barrier - per ottoman | \$125 |

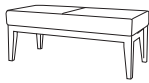
| | | |
|-----|-------------------------|-------|
| 2FO | Two fabric option | \$98 |
| 3FO | Three Fabric Upholstery | \$148 |

| DIMENSIONS | Jackson Two Seat Bench | Jackson Three Seat Bench |
|----------------|------------------------|--------------------------|
| Seat Height: | 18" | 18" |
| Overall Width: | 44" | 66" |
| Overall Depth: | 20" | 20" |
| Qty./Wt.: | 1 ea./52 lbs. | 1 ea./72 lbs. |



TWO SEAT BENCH

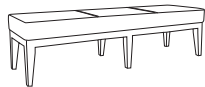
MODEL / DESCRIPTION / LIST PRICING



5618 Jackson Two Seat Wood Frame Bench

| COM | GR1 | GR2 | GR3 | GR4 | GR5 | GR6 | GR7 | GR8 | GR9 | GR10 | LEA |
|--------|--------|--------|--------|--------|--------|--------|--------|--------|--------|--------|--------|
| \$2074 | \$2219 | \$2308 | \$2400 | \$2496 | \$2596 | \$2699 | \$2807 | \$2919 | \$3036 | \$3158 | \$3732 |

| COM Yardage (one color) | COM Yardage (2/3 colors) |
|-------------------------|--------------------------|
| 2.5 Yds. | Call |



5620 Jackson Three Seat Wood Frame Bench

| COM | GR1 | GR2 | GR3 | GR4 | GR5 | GR6 | GR7 | GR8 | GR9 | GR10 | LEA |
|--------|--------|--------|--------|--------|--------|--------|--------|--------|--------|--------|--------|
| \$2882 | \$3083 | \$3208 | \$3335 | \$3468 | \$3608 | \$3752 | \$3902 | \$4058 | \$4221 | \$4389 | \$5188 |

| COM Yardage (one color) | COM Yardage (2/3 colors) |
|-------------------------|--------------------------|
| 3.5 Yds. | Call |



THREE SEAT BENCH

OPTIONS

Add upcharge to list price and code to model number

| | | |
|----|-------------------------------|----------|
| FR | CA133 Fire Retardant per yard | \$90/yd. |
| MB | Moisture Barrier - per seat | \$125 |

| | | |
|-----|-------------------------|-------|
| 2FO | Two Fabric Upholstery | \$98 |
| 3FO | Three Fabric Upholstery | \$148 |

MALIBU LOUNGE COLLECTION

A very versatile lounge and modular system that will enhance any space or public environment.



STRAIGHT ARMS



SLIM SLOPED ARMS



QUAD ARMS

ORDERING INFORMATION

- | | |
|--|--|
| 1) Series Name | 7) Placement of electrical box for occasional tables |
| 2) Model Number | 8) Privacy Panel Left or Right |
| 3) Quantity | 9) Bar Height Info |
| 4) Fabric Grade and Number | 10) Electrical Placement |
| 5) Powder Coat Color for legs | 11) Optional Items |
| 6) Placement of electrical box for upholstered units | 12) Specify Arm Cap |

OPTIONS

- CODE: FR - CA133 Fire Retardant.
- CODE: MB - Moisture Barrier.
- CODE: PC - Polished Chrome Legs.
- CODE: WOD - Solid Maple Wood Legs, set of four.
- CODE: 2FO - Two Fabric Option.
- CODE: 3FO - Three Fabric Option.
- CODE: GD - Ganging Brackets (Necessary when ganging two or more modules together).
- CODE: CPH - Cup Holder
- CODE: WAC - Wood Arm Caps.
- CODE: TABR1-(_) - Removable Tablet (shape A, B or C, left or right arm).
- CODE: TABR2-(_) - Removable Tablet (shape A, B or C, hardware both arms).
- CODE: SST - Solid Surface Tablet Arm.
- CODE: CO - Clean Out (overall width up to 50")
- CODE: CO1 - Clean Out (overall width over 50")
- CODE: LAM5 - Non-standard laminate for 5 or less tablets see options for upcharge

SPECIFICATIONS

Frame

- multi-ply hardwood
- tongue and groove construction nailed and glued

Seat/Foam

- No-sag springs w/ helicoil attachment
- High resiliency foam construction throughout
- All foam bonded to frame

Legs

- Fabricated steel 8.5" tall legs are sand blasted prior to paint

Note:

- Tablet orders of 6 or less - choice of 3 standard laminate colors: black, white and silver.
- Tablet orders of 6 or more - any choice standard laminate colors.

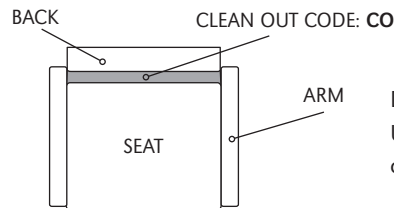


Diagram specifies a clean out Use **CO** for overall widths up to 50" and **CO1** for overall widths over 50"

COLORS / FINISHES

- Standard powder coat colors or optional polished chrome available.

Note: Factory installed power/data available, see accessories section for details and pricing.



TWO FABRIC OPTION



ELECTRICAL DATA



CUP HOLDER IN BLACK LAMINATE



POLISHED CHROME LEG 8.5" HEIGHT

| DIMENSIONS | Single Seat | Bariatric | Two Seat | Three Seat |
|-----------------|---------------|---------------|---------------|----------------|
| Seat Depth: | 20" | 20" | 20" | 20" |
| Seat Width: | 22" | 30" | 44" | 66" |
| Seat Height: | 18" | 18" | 18" | 18" |
| Arm Height: | 25" | 25" | 25" | 25" |
| Overall Depth: | 27" | 27" | 27" | 27" |
| Overall Width: | 27" | 32" | 49" | 69" |
| Overall Height: | 33" | 33" | 33" | 33" |
| Qty./Wt.: | 1 ea./58 lbs. | 1 ea./68 lbs. | 1 ea./85 lbs. | 1 ea./115 lbs. |



MALIBU SINGLE SEAT LOUNGE
WITH POLISHED CHROME LEGS



MALIBU SINGLE SEAT LOUNGE
WITH LAMINATE SWIVEL TABLET

MODEL / DESCRIPTION / LIST PRICING




3900 Single Seat Lounge



COM Yardage: Total: 6 Yds. / Back: 2 Yds. / Seat: 1.5 Yds. / Arms 2.5 Yds.

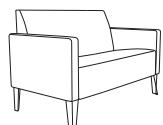
| COM | GR1 | GR2 | GR3 | GR4 | GR5 | GR6 | GR7 | GR8 | GR9 | GR10 | LEA |
|--------|--------|--------|--------|--------|--------|--------|--------|--------|--------|--------|--------|
| \$1506 | \$1611 | \$1675 | \$1742 | \$1812 | \$1885 | \$1959 | \$2038 | \$2120 | \$2205 | \$2293 | \$2710 |



3901 Bariatric Lounge

COM Yardage: Total: 6.75 Yds. / Back: 2.5 Yds. / Seat: 1.75 Yds. / Arms 2.5 Yds.

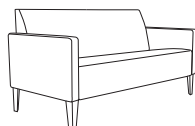
| COM | GR1 | GR2 | GR3 | GR4 | GR5 | GR6 | GR7 | GR8 | GR9 | GR10 | LEA |
|--------|--------|--------|--------|--------|--------|--------|--------|--------|--------|--------|--------|
| \$1851 | \$1981 | \$2060 | \$2142 | \$2228 | \$2317 | \$2410 | \$2506 | \$2607 | \$2711 | \$2819 | \$3332 |



3902 Two Seat Lounge

COM Yardage: Total: 8.5 Yds. / Back: 3.5 Yds. / Seat: 2.5 Yds. / Arms 2.5 Yds.

| COM | GR1 | GR2 | GR3 | GR4 | GR5 | GR6 | GR7 | GR8 | GR9 | GR10 | LEA |
|--------|--------|--------|--------|--------|--------|--------|--------|--------|--------|--------|--------|
| \$2172 | \$2325 | \$2418 | \$2514 | \$2615 | \$2719 | \$2828 | \$2941 | \$3059 | \$3181 | \$3309 | \$3910 |



3903 Three Seat Lounge

COM Yardage: Total: 10 Yds. / Back: 4.5 Yds. / Seat: 3 Yds. / Arms 2.5 Yds.

| COM | GR1 | GR2 | GR3 | GR4 | GR5 | GR6 | GR7 | GR8 | GR9 | GR10 | LEA |
|--------|--------|--------|--------|--------|--------|--------|--------|--------|--------|--------|--------|
| \$2628 | \$2812 | \$2925 | \$3042 | \$3163 | \$3290 | \$3421 | \$3558 | \$3701 | \$3849 | \$4003 | \$4731 |

TABLET SHAPES

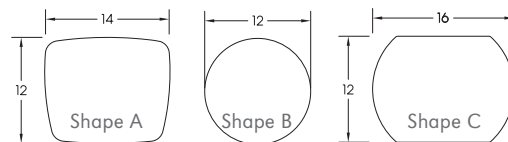
Choose from 3 Tablet Shapes::

Tablets for all modular series are available in 3 shapes, choose from the three shapes shown and specify; A, B or C and left or right (outside tablet) when ordering. Example: TABF-(A) Left - this would be a fixed shape A tablet on the left side (when seated).

Optional Solid Surface available.

Note:

- Tablet orders of 5 or less - choice of 3 standard laminate colors: Wilsonart Black or Frosty White and Nevamar Silver Alu Metalx.
- Tablet orders of 6 or more - any choice standard laminate colors.



OPTIONS

Add upcharge to list price and code to model number

| | | |
|-----|---|----------|
| FR | CA133 Fire Retardant per yard | \$90/yd. |
| MB | Moisture Barrier - per seat | \$125 |
| PC | Polished Chrome Legs - per leg | \$35 |
| 2FO | Two Fabric Option | \$98 |
| 3FO | Three Fabric Option | \$148 |
| GD | Ganging Brackets | \$52 |
| WAC | Single Wood Arm Cap | \$89 |
| PAC | Single Poly Arm Cap - Standard Black/Charcoal | \$69 |

| | | |
|-----------|---|------------------|
| TABR1-() | Removable Tablet (specify A, B or C, left or right arm) | \$470 |
| TABR2-() | Removable Tablet (specify A, B or C both arm openings) | \$570 |
| SST | Solid Surface Tablet Arm - add to tablet option | \$125 |
| WOD | Solid Maple Wood Legs - set of four | \$96 |
| CO | Clean Out (overall width up to 50") | \$250 |
| CO1 | Clean Out (overall width over 50") | \$385 |
| LAM5 | Non-standard laminate (5 tablets or less) | \$250 ea. tablet |

| DIMENSIONS | Single Seat | Bariatric | Two Seat | Three Seat |
|-----------------|---------------|---------------|---------------|----------------|
| Seat Depth: | 20" | 20" | 20" | 20" |
| Seat Width: | 22" | 30" | 44" | 66" |
| Seat Height: | 18" | 18" | 18" | 18" |
| Arm Height: | 24" | 24" | 24" | 24" |
| Overall Depth: | 27" | 27" | 27" | 27" |
| Overall Width: | 26" | 32" | 48" | 70" |
| Overall Height: | 33" | 33" | 33" | 33" |
| Qty./Wt.: | 1 ea./58 lbs. | 1 ea./68 lbs. | 1 ea./85 lbs. | 1 ea./115 lbs. |



MALIBU SINGLE SEAT LOUNGE
WITH SLOPED ARMS


MODEL / DESCRIPTION / LIST PRICING



3904 Single Seat Lounge

COM Yardage: Total: 5.5 Yds. / Back: 2 Yds. / Seat: 1.5 Yds. / Arms 2 Yds.

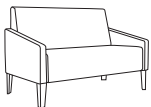
| COM | GR1 | GR2 | GR3 | GR4 | GR5 | GR6 | GR7 | GR8 | GR9 | GR10 | LEA |
|--------|--------|--------|--------|--------|--------|--------|--------|--------|--------|--------|--------|
| \$1554 | \$1663 | \$1729 | \$1798 | \$1870 | \$1945 | \$2023 | \$2104 | \$2188 | \$2276 | \$2367 | \$2797 |



3905 Bariatric Lounge

COM Yardage: Total: 6.25 Yds. / Back: 2.5 Yds. / Seat: 1.75 Yds. / Arms 2 Yds.

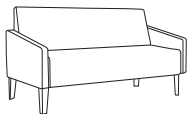
| COM | GR1 | GR2 | GR3 | GR4 | GR5 | GR6 | GR7 | GR8 | GR9 | GR10 | LEA |
|--------|--------|--------|--------|--------|--------|--------|--------|--------|--------|--------|--------|
| \$1941 | \$2077 | \$2160 | \$2247 | \$2337 | \$2430 | \$2527 | \$2629 | \$2734 | \$2843 | \$2957 | \$3495 |



3906 Two Seat Lounge

COM Yardage: Total: 8 Yds. / Back: 3.5 Yds. / Seat: 2.5 Yds. / Arms 2 Yds.

| COM | GR1 | GR2 | GR3 | GR4 | GR5 | GR6 | GR7 | GR8 | GR9 | GR10 | LEA |
|--------|--------|--------|--------|--------|--------|--------|--------|--------|--------|--------|--------|
| \$2222 | \$2377 | \$2472 | \$2571 | \$2674 | \$2781 | \$2892 | \$3008 | \$3128 | \$3254 | \$3384 | \$3999 |



3907 Three Seat Lounge

COM Yardage: Total: 9.5 Yds. / Back: 4.5 Yds. / Seat: 3 Yds. / Arms 2 Yds.

| COM | GR1 | GR2 | GR3 | GR4 | GR5 | GR6 | GR7 | GR8 | GR9 | GR10 | LEA |
|--------|--------|--------|--------|--------|--------|--------|--------|--------|--------|--------|--------|
| \$2676 | \$2864 | \$2978 | \$3097 | \$3221 | \$3350 | \$3484 | \$3624 | \$3769 | \$3919 | \$4076 | \$4818 |

OPTIONS

Add upcharge to list price and code to model number

| | | |
|-----|--------------------------------|----------|
| FR | CA133 Fire Retardant per yard | \$90/yd. |
| MB | Moisture Barrier - per seat | \$125 |
| PC | Polished Chrome Legs - per leg | \$35 |
| 2FO | Two Fabric Option | \$98 |
| 3FO | Three Fabric Option | \$148 |

| | | |
|-----|-------------------------------------|-------|
| GD | Ganging Brackets | \$52 |
| WAC | Single Wood Arm Cap | \$89 |
| WOD | Solid Maple Wood Legs - set of four | \$96 |
| CO | Clean Out (overall width up to 50") | \$250 |
| CO1 | Clean Out (overall width over 50") | \$385 |

| DIMENSIONS | Single Seat | Bariatric | Two Seat | Three Seat |
|-----------------|---------------|---------------|---------------|----------------|
| Seat Depth: | 20" | 20" | 20" | 20" |
| Seat Width: | 22" | 30" | 44" | 66" |
| Seat Height: | 18" | 18" | 18" | 18" |
| Arm Height: | 25" | 25" | 25" | 25" |
| Overall Depth: | 27" | 27" | 27" | 27" |
| Overall Width: | 27" | 32" | 49" | 69" |
| Overall Height: | 33" | 33" | 33" | 33" |
| Qty./Wt.: | 1 ea./58 lbs. | 1 ea./68 lbs. | 1 ea./85 lbs. | 1 ea./115 lbs. |



BARIATRIC QUAD ARM CHAIR

MODEL / DESCRIPTION / LIST PRICING



3908 Single Seat Lounge

COM Yardage: Total: 5.5 Yds. / Back: 2 Yds. / Seat: 1.5 Yds. / Arms 2 Yds.


| COM | GR1 | GR2 | GR3 | GR4 | GR5 | GR6 | GR7 | GR8 | GR9 | GR10 | LEA |
|--------|--------|--------|--------|--------|--------|--------|--------|--------|--------|--------|--------|
| \$2040 | \$2183 | \$2270 | \$2361 | \$2456 | \$2554 | \$2656 | \$2762 | \$2873 | \$2988 | \$3107 | \$3672 |



3909 Bariatric Lounge

COM Yardage: Total: 6.25 Yds. / Back: 2.5 Yds. / Seat: 1.75 Yds. / Arms 2 Yds.

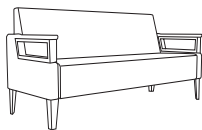
| COM | GR1 | GR2 | GR3 | GR4 | GR5 | GR6 | GR7 | GR8 | GR9 | GR10 | LEA |
|--------|--------|--------|--------|--------|--------|--------|--------|--------|--------|--------|--------|
| \$2548 | \$2727 | \$2836 | \$2949 | \$3067 | \$3190 | \$3317 | \$3450 | \$3588 | \$3732 | \$3881 | \$4587 |



3910 Two Seat Lounge

COM Yardage: Total: 8 Yds. / Back: 3.5 Yds. / Seat: 2.5 Yds. / Arms 2 Yds.

| COM | GR1 | GR2 | GR3 | GR4 | GR5 | GR6 | GR7 | GR8 | GR9 | GR10 | LEA |
|--------|--------|--------|--------|--------|--------|--------|--------|--------|--------|--------|--------|
| \$2750 | \$2942 | \$3060 | \$3183 | \$3310 | \$3442 | \$3580 | \$3723 | \$3872 | \$4027 | \$4188 | \$4950 |



3911 Three Seat Lounge

COM Yardage: Total: 9.5 Yds. / Back: 4.5 Yds. / Seat: 3 Yds. / Arms 2 Yds.

| COM | GR1 | GR2 | GR3 | GR4 | GR5 | GR6 | GR7 | GR8 | GR9 | GR10 | LEA |
|--------|--------|--------|--------|--------|--------|--------|--------|--------|--------|--------|--------|
| \$3167 | \$3388 | \$3524 | \$3665 | \$3812 | \$3964 | \$4123 | \$4288 | \$4459 | \$4637 | \$4823 | \$5700 |

OPTIONS

Add upcharge to list price and code to model number

| | | |
|-----|---|----------|
| FR | CA133 Fire Retardant per yard | \$90/yd. |
| MB | Moisture Barrier - per seat | \$125 |
| WAC | Wood Arm Cap ea. | \$88 |
| PAC | Single Poly Arm Cap - Standard Black/Charcoal | - |
| PC | Polished Chrome Legs - per leg | \$35 |
| 2FO | Two Fabric Option | \$98 |

| | | |
|-----|-------------------------------------|-------|
| 3FO | Three Fabric Option | \$148 |
| GD | Ganging Brackets | \$52 |
| CPH | Cup Holder | \$254 |
| WOD | Solid Maple Wood Legs - set of four | \$96 |
| CO | Clean Out (overall width up to 50") | \$250 |
| CO1 | Clean Out (overall width over 50") | \$385 |

*Poly Arm Caps are standard on Quad Arms - Please deduct \$30 list per arm for no arm caps on quad arms.

Newport Modular Available in 4 widths 36", 48", 60" and 72"

NEWPORT COLLECTION

The Newport Series offers the utmost in seating comfort. Seats and backs can be upholstered with matching fabrics, or choose a two tone or vinyl and fabric combination to match any color scheme. Frame available in choice of powder coat finish colors.



NEWPORT STRAIGHT 60" LOUNGE



NEWPORT 90° CURVE LOUNGE WITH OPTIONAL PRIVACY PANEL

ORDERING INFORMATION

- | | |
|----------------------------|-------------------------------|
| 1) Series Name | 6) Panel Selection and finish |
| 2) Model Number | 7) Floor Mount |
| 3) Quantity | 8) Electrical |
| 4) Fabric Grade and Number | 9) Optional Items |
| 5) Color finish for legs | |

NEWPORT LOUNGE SPECIFICATIONS

Frame Construction

Frame assembly is constructed of multi-ply hardwood, with tongue and groove construction integrated with a fully welded 14-gauge square tubular steel inner frame. All foam is fully bonded to frame. Seat cushions are 4" graded high resiliency (H.R.) block foam with back 2" (H.R.) foam, covered entirely with special bonded polyester fiber to protect final upholstery. No sag-springs are installed in the back along with interlocking helicoil springs to prevent sagging and provide additional lower back support.

Upholstery

Seat and back are covered in choice of fabric, vinyl, crypton, leather or COM. ERG uses only water based glues and adhesives in our upholstery process.

Sled Base

Rectangular legs are constructed of fully-welded 2" x 0.50" solid steel and solid steel crossbar.

Privacy Panel

Straight privacy panels are available in upholstery, laminate, veneer or acrylic. Curved privacy panels are available in upholstery or acrylic.

Note:

Please allow extra fabric for repeat design.

COLORS / FINISHES

Metal Sled Base


Available in standard powder coat finishes.

OPTIONS

- CODE: FR - CA133 Fire Retardant.
- CODE: MB -Moisture Barrier.
- CODE: 2FO - Two Fabric Option.
- CODE: GB - Ganging Brackets (Necessary when ganging two or more modules together).
- CODE: PANEL - Privacy panel.
- CODE: FBM -Flatcut Baes Floor Mount
- CODE: SBM - Sawyer Base Mount
- CODE: OCB - Optional Chrome for Sawyer & Flatcut Base

Note: Factory installed power/data available, see accessories section for details and pricing.

OPTIONS



Privacy Panels



Two Fabrics




Sawyer Base
Floor Mount
(Two needed for each unit)



Flatcut Base
Floor Mount
(Two needed for each unit)

Note: Factory installed power/data available, see accessories section for details and pricing.




Power / Data Panel



FEATURES



Newport features a fully welded, 14-gauge square tubular steel inner frame and steel inserts for leg screws.



Newport inner-frame Construction
(Legs removed)




Fully welded legs with
cross-over support

| DIMENSIONS | Straight Unit | Back to Back Unit | 45° Curve Inside | 45° Curve Outside | 60° Curve Inside | 60° Curve Outside | 90° Curve Inside | 90° Curve Outside |
|-----------------|-----------------|-------------------|------------------|-------------------|------------------|-------------------|------------------|-------------------|
| Seat Depth: | 18" | 18" | 18" | 18" | 18" | 18" | 18" | 18" |
| Seat Height: | 18" | 18" | 18" | 18" | 18" | 18" | 18" | 18" |
| Overall Depth: | 24.5" | 49" | 24.5" | 24.5" | 24.5" | 24.5" | 24.5" | 24.5" |
| Overall Width: | 36, 48, 60, 72" | 36, 48, 60, 72" | 46" | 46" | 60" | 60" | 85" | 85" |
| Overall Height: | 31" | 31" | 31" | 31" | 31" | 31" | 31" | 31" |
| Qty./Wt.: | 1 ea./89 lbs. | 1 ea./89 lbs. | 1 ea./110 lbs. | 1 ea./110 lbs. | 1 ea./115 lbs. | 1 ea./115 lbs. | 1 ea./140 lbs. | 1 ea./140 lbs. |


STRAIGHT




Model 4020
36" Straight Unit



Model 4022
48" Straight Unit

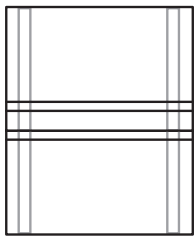


Model 4024
60" Straight Unit

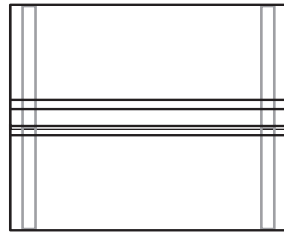


Model 4026
72" Straight Unit

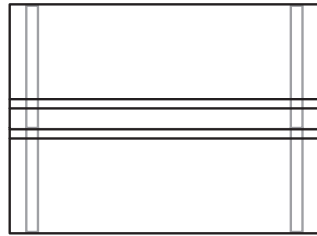
BACK-TO-BACK



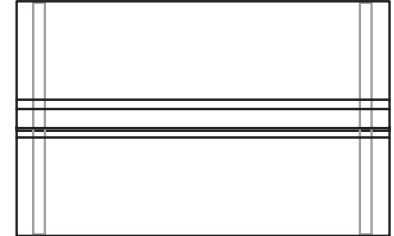
4020-BB
36" Straight Unit



Model 4022-BB
48" Straight Unit

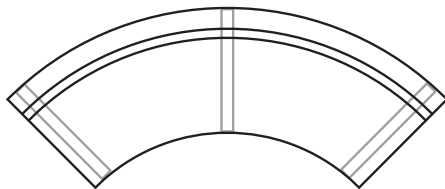


4024-BB
60" Straight Unit

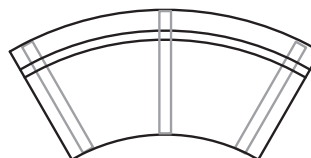


4026-BB
72" Straight Unit

CURVES



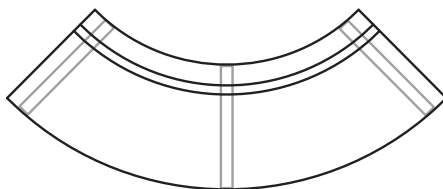
Model 4036
90° Inside Curve Unit



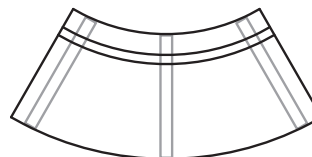
Model 4032
60° Inside Curve Unit



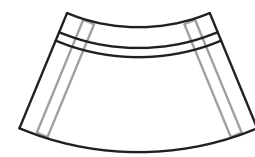
Model 4028
45° Inside Curve Unit



Model 4038
90° Outside Curve Unit



Model 4034
60° Outside Curve Unit



Model 4030
45° Outside Curve Unit

CAD Design and Engineering services per your specifications are available to customers requesting this service. Please provide exact room dimensions, desired configuration and seating requirements and fax your order to ERG Customer Service: 1-805-981-9878 or call toll free: 1-800-446-1186.



NEWPORT STRAIGHT 36" UNIT



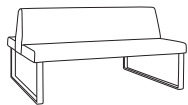
NEWPORT STRAIGHT 60" BACK-TO-BACK UNIT

MODEL / DESCRIPTION / LIST PRICING



4020 36" Straight Unit COM Yardage: Total: 3 Yds. / Back: 1.5 Yds. / Seat: 1.5 Yds.

| COM | GR1 | GR2 | GR3 | GR4 | GR5 | GR6 | GR7 | GR8 | GR9 | GR10 | LEA |
|--------|--------|--------|--------|--------|--------|--------|--------|--------|--------|--------|--------|
| \$2095 | \$2241 | \$2331 | \$2424 | \$2521 | \$2622 | \$2727 | \$2836 | \$2950 | \$3067 | \$3190 | \$3771 |



4020-BB 36" Straight Unit -Back-to-Back COM Yardage: Total: 6 Yds. / Back: 3 Yds. / Seat: 3 Yds.

| COM | GR1 | GR2 | GR3 | GR4 | GR5 | GR6 | GR7 | GR8 | GR9 | GR10 | LEA |
|--------|--------|--------|--------|--------|--------|--------|--------|--------|--------|--------|--------|
| \$3981 | \$4259 | \$4430 | \$4607 | \$4791 | \$4983 | \$5182 | \$5389 | \$5605 | \$5829 | \$6062 | \$7165 |

4022 48" Straight Unit COM Yardage: Total: 4 Yds. / Back: 2 Yds. / Seat: 2 Yds.

| COM | GR1 | GR2 | GR3 | GR4 | GR5 | GR6 | GR7 | GR8 | GR9 | GR10 | LEA |
|--------|--------|--------|--------|--------|--------|--------|--------|--------|--------|--------|--------|
| \$2394 | \$2562 | \$2664 | \$2771 | \$2881 | \$2997 | \$3117 | \$3241 | \$3371 | \$3506 | \$3646 | \$4309 |

4022-BB 48" Straight Unit Back-to-Back COM Yardage: Total: 8 Yds. / Back: 4 Yds. / Seat: 4 Yds.

| COM | GR1 | GR2 | GR3 | GR4 | GR5 | GR6 | GR7 | GR8 | GR9 | GR10 | LEA |
|--------|--------|--------|--------|--------|--------|--------|--------|--------|--------|--------|--------|
| \$4549 | \$4867 | \$5062 | \$5264 | \$5475 | \$5694 | \$5921 | \$6158 | \$6405 | \$6661 | \$6927 | \$8187 |

4024 60" Straight Unit COM Yardage: Total: 5 Yds. / Back: 2.5 Yds. / Seat: 2.5 Yds.

| COM | GR1 | GR2 | GR3 | GR4 | GR5 | GR6 | GR7 | GR8 | GR9 | GR10 | LEA |
|--------|--------|--------|--------|--------|--------|--------|--------|--------|--------|--------|--------|
| \$2793 | \$2989 | \$3108 | \$3232 | \$3362 | \$3496 | \$3636 | \$3781 | \$3933 | \$4090 | \$4254 | \$5027 |

4024-BB 60" Straight Unit - Back-to-Back COM Yardage: Total: 10 Yds. / Back: 5 Yds. / Seat: 5 Yds.

| COM | GR1 | GR2 | GR3 | GR4 | GR5 | GR6 | GR7 | GR8 | GR9 | GR10 | LEA |
|--------|--------|--------|--------|--------|--------|--------|--------|--------|--------|--------|--------|
| \$5307 | \$5678 | \$5905 | \$6142 | \$6387 | \$6643 | \$6908 | \$7185 | \$7472 | \$7771 | \$8082 | \$9552 |

4026 72" Straight Unit COM Yardage: Total: 6 Yds. / Back: 3 Yds. / Seat: 3 Yds.

| COM | GR1 | GR2 | GR3 | GR4 | GR5 | GR6 | GR7 | GR8 | GR9 | GR10 | LEA |
|--------|--------|--------|--------|--------|--------|--------|--------|--------|--------|--------|--------|
| \$3591 | \$3842 | \$3996 | \$4156 | \$4322 | \$4495 | \$4675 | \$4862 | \$5056 | \$5259 | \$5469 | \$6464 |

4026-BB 72" Straight Unit - Back-to-Back COM Yardage: Total: 12 Yds. / Back: 6 Yds. / Seat: 6 Yds.


| COM | GR1 | GR2 | GR3 | GR4 | GR5 | GR6 | GR7 | GR8 | GR9 | GR10 | LEA |
|--------|--------|--------|--------|--------|--------|--------|--------|--------|--------|---------|---------|
| \$6823 | \$7301 | \$7593 | \$7896 | \$8212 | \$8541 | \$8882 | \$9237 | \$9607 | \$9991 | \$10391 | \$12281 |

OPTIONS

Add upcharge to list price and code to model number

| | | |
|-----|------------------------------------|-----------------|
| FR | CA133 Fire Retardant per yard | \$90/yd. |
| MB | Moisture Barrier - up to 60" width | \$125 per bench |
| MB | Moisture Barrier - over 60" width | \$200 per bench |
| 2FO | Two Fabric Option | \$98 |
| GB | Ganging Brackets | \$52 |

| | | |
|-------|---|------------|
| PANEL | Privacy Panel - call for a quote | CALL |
| FBM | Flatcut Base Floor Mount (Two needed for each unit) | \$240 each |
| SBM | Sawyer Base Floor Mount (Two needed for each unit) | \$260 each |
| OCB | Optional Chrome for Sawyer & Flatcut Base | \$80 each |




NEWPORT CORNER CONFIGURATION



NEWPORT COMBINED STRAIGHT 60° UNIT
TWO CURVE 60° INSIDE CURVE UNITS

MODEL / DESCRIPTION / LIST PRICING



4028 45° Inside Curve Unit

COM Yardage: Total: 5 Yds. / Back: 2.5 Yds. / Seat: 2.5 Yds.

| COM | GR1 | GR2 | GR3 | GR4 | GR5 | GR6 | GR7 | GR8 | GR9 | GR10 | LEA |
|--------|--------|--------|--------|--------|--------|--------|--------|--------|--------|--------|--------|
| \$2584 | \$2765 | \$2876 | \$2991 | \$3110 | \$3235 | \$3364 | \$3499 | \$3638 | \$3784 | \$3935 | \$4651 |

4032 60° Inside Curve Unit

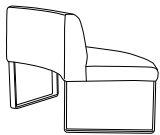
COM Yardage: Total: 6 Yds. / Back: 3 Yds. / Seat: 3 Yds.

| COM | GR1 | GR2 | GR3 | GR4 | GR5 | GR6 | GR7 | GR8 | GR9 | GR10 | LEA |
|--------|--------|--------|--------|--------|--------|--------|--------|--------|--------|--------|--------|
| \$3222 | \$3448 | \$3586 | \$3729 | \$3879 | \$4034 | \$4195 | \$4363 | \$4537 | \$4719 | \$4908 | \$5800 |

4036 90° Inside Curve Unit

COM Yardage: Total: 7 Yds. / Back: 3.5 Yds. / Seat: 3.5 Yds.

| COM | GR1 | GR2 | GR3 | GR4 | GR5 | GR6 | GR7 | GR8 | GR9 | GR10 | LEA |
|--------|--------|--------|--------|--------|--------|--------|--------|--------|--------|--------|--------|
| \$4788 | \$5123 | \$5328 | \$5541 | \$5763 | \$5993 | \$6233 | \$6482 | \$6742 | \$7011 | \$7292 | \$8618 |



4030 45° Outside Curve Unit

COM Yardage: Total: 5 Yds. / Back: 2.5 Yds. / Seat: 2.5 Yds.

| COM | GR1 | GR2 | GR3 | GR4 | GR5 | GR6 | GR7 | GR8 | GR9 | GR10 | LEA |
|--------|--------|--------|--------|--------|--------|--------|--------|--------|--------|--------|--------|
| \$2584 | \$2765 | \$2876 | \$2991 | \$3110 | \$3235 | \$3364 | \$3499 | \$3638 | \$3784 | \$3935 | \$4651 |

4034 60° Outside Curve Unit

COM Yardage: Total: 6 Yds. / Back: 3 Yds. / Seat: 3 Yds.

| COM | GR1 | GR2 | GR3 | GR4 | GR5 | GR6 | GR7 | GR8 | GR9 | GR10 | LEA |
|--------|--------|--------|--------|--------|--------|--------|--------|--------|--------|--------|--------|
| \$3222 | \$3448 | \$3586 | \$3729 | \$3879 | \$4034 | \$4195 | \$4363 | \$4537 | \$4719 | \$4908 | \$5800 |

4038 90° Outside Curve Unit

COM Yardage: Total: 7 Yds. / Back: 3.5 Yds. / Seat: 3.5 Yds.

| COM | GR1 | GR2 | GR3 | GR4 | GR5 | GR6 | GR7 | GR8 | GR9 | GR10 | LEA |
|--------|--------|--------|--------|--------|--------|--------|--------|--------|--------|--------|--------|
| \$4788 | \$5123 | \$5328 | \$5541 | \$5763 | \$5993 | \$6233 | \$6482 | \$6742 | \$7011 | \$7292 | \$8618 |

OPTIONS

Add upcharge to list price and code to model number

| | | |
|-----|------------------------------------|-----------------|
| FR | CA133 Fire Retardant per yard | \$90/yd. |
| MB | Moisture Barrier - up to 60" width | \$125 per bench |
| MB | Moisture Barrier - over 60" width | \$200 per bench |
| 2FO | Two Fabric Option | \$98 |
| GB | Ganging Brackets | \$52 |

| | | |
|-------|---|------------|
| PANEL | Privacy Panel - call for a quote | CALL |
| FBM | Flatcut Base Floor Mount (Two needed for each unit) | \$240 each |
| SBM | Sawyer Base Floor Mount (Two needed for each unit) | \$260 each |
| OCB | Optional Chrome for Sawyer & Flatcut Base | \$80 each |

OJAI MODULAR PLATFORM SEATING

Ojai Modular Platform seating is a versatile collection of modular seats and benches with online tables.



OJAI LOUNGE WITH OPTIONAL ARM CAPS



OJAI OTTOMAN



OJAI TWO SEAT LOUNGE WITH LEFT HAND ARM AND ONLINE TABLE

ORDERING INFORMATION

To Order Please Specify:

- 1) Series Name
- 2) Model Number
- 3) Quantity
- 4) Wood Stain Finish Color
- 5) Wood Stain Selection for On-Line Table
- 6) Fabric Grade & Number
- 7) Optional Items

OJAI GENERAL SPECIFICATIONS

Upholstery

Seat and back are covered in choice of fabric, vinyl, crypton, leather or COM. ERG uses only water based glues and adhesives in our upholstery process. Contrasting fabrics are available.

Frame Construction

Frame assembly is constructed of multi-ply hardwood, with tongue and groove construction. All foam is fully bonded to frame. Seat cushions are 4" graded high resiliency (H.R.) block foam, covered entirely with special bonded polyester fiber to protect final upholstery. No sag-springs are installed in seat & back along with interlocking helicoil springs to prevent sagging and provide additional lower back and seat support.

Platform

Wooden platform is solid maple that is finished in transparent wood stain colors. All stains, sealers and lacquers used by ERG are water based and 100% environmentally friendly.

Online Table

The online table, with or without the optional inset storage shelf and magazine rack, will be finished on all sides in a standard laminate to match your choice of six standard stain colors for the wood platform base.

Power / Comm

Units are available with RJ-45 (data) and power receptacles, please consult with your network administrator and ERG Customer Service.

Note:

- Tablet orders of 6 or less - choice of 3 standard laminate colors: black, white and silver.
- Tablet orders of 6 or more - any choice standard laminate colors.

Series Note:

For more Ojai models - see Benches and Occasional tables

Note: Factory installed power/data available, see accessories section for details and pricing.

COLORS / FINISHES

Wood Stain Finish Colors:

ERG offers transparent wood stain color choices for Ojai frames, base, legs, inset storage units and armcaps. Please refer to Colors & Finishes brochure for color representation.

| ERG Stain Color | Matching Laminate | |
|-----------------|-------------------|---------------------|
| Dark Walnut | Wilsonart | Montana Walnut |
| Pecan | Nevamar | Sovereign Cherry |
| Smoky Charcoal | Wilsonart | Slate Gray |
| Wenge | Wilsonart | Cafelle |
| Natural Maple | Wilsonart | Kensington Maple |
| Cherry Maple | Wilsonart | Williamsburg Cherry |

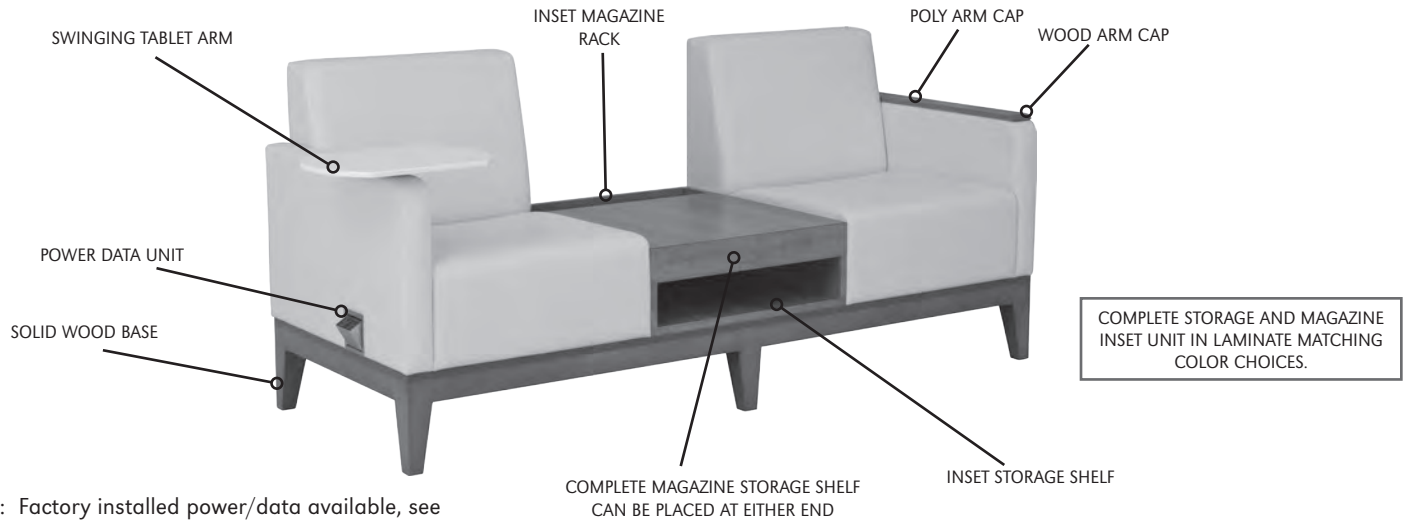
Note: On-Line Tables receiving stain will color match the wood frame unless specified otherwise.

OPTIONS

- CODE: IMS - Inset Magazine and Storage Unit.
- CODE: FR - CA133 Fire Retardant.
- CODE: MB - Moisture Barrier.
- CODE: 2FO - Two Fabric Option.
- CODE: 3FO - Three Fabric Option.
- CODE: PAC - Polyurethane Arm Caps
- CODE: WAC - Wood Arm Caps.
- CODE: UFI - Upholstered Front, On-line Table.
- CODE: LTI - Laminate Top Insert, On-Line Table or Open Platform.
- CODE: TAB(-) - Non-Removable Swivel Tablet (laminates shape A, B or C left or right arm)
- CODE: TABR1(-) - Removable Swivel Tablet (laminates shape A, B or C specify left or right arm)
- CODE: TABR2(-) - Removable Swivel Tablet (laminates shape A, B or C with opening for tablet on both arms)
- CODE: SST - Solid Surface Tablet Arm (add to Tablet option)
- CODE: GD - Ganging Brackets
- CODE: CO - Clean Out (overall width up to 50")
- CODE: CO1 - Clean Out (overall width over 50")
- CODE: LAM5 - Non-standard laminate for 5 or less tablets see options for upcharge

THE OJAI LOUNGE COLLECTION

...offers you the flexibility to create endless configurations.



Note: Factory installed power/data available, see accessories section for details and pricing.

MAKE YOUR OWN!

Additional Ojai Lounge configurations are possible by ganging units together as pictured below...




#3097
TWO SEAT LOUNGE

#3096
TWO SEAT LOUNGE



#3097
TWO SEAT LOUNGE

#3092 2 SEAT LOUNGE
W/ON-LINE END TABLE



#3018
2 SEAT BENCH

#3098 2 SEAT BENCH
W/ON-LINE END TABLE

OPTIONS



TABLET RECEPTACLE




SWIVEL TABLET ARM



WOOD ARM CAP



POWER / DATA




STORAGE SHELF



INSET MAGAZINE RACK



UPHOLSTERED FRONT



CLEAN OUT

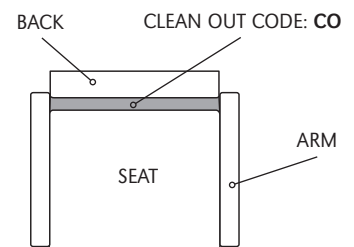


Diagram specifies a clean out
Use **CO** for overall widths up to 50"
and **CO1** for overall widths over 50"


| DIMENSIONS | Arm Chair | Bariatric Chair | One Seat w/ Online Table | Ottoman |
|----------------|---------------|-----------------|--------------------------|---------------|
| Seat Width: | 22" | 26" | 22" | 18" |
| Seat Depth: | 20" | 20" | 20" | 18" |
| Seat Height: | 18" | 18" | 18" | 18" |
| Arm Height: | 25.5" | 25.5" | 25.5" | - |
| Back Height: | 32.5" | 32.5" | 32.5" | - |
| Overall Width: | 28" | 32" | 50" | 18" |
| Overall Depth: | 27" | 27" | 27" | 18" |
| Qty./Wt.: | 1 ea./75 lbs. | 1 ea./95 lbs. | 1 ea./110 lbs. | 1 ea./25 lbs. |



OJAI BARIATRIC CHAIR

NOTE: Left or Right Arm is determined when seated on product. Arms are factory installed.

MODEL / DESCRIPTION / LIST PRICING




3011 Arm Chair COM Yardage: 5.75 Yds. / Back: 2 Yds / Seat: 1.25 Yds / Arms: 2.5 Yds

| COM | GR1 | GR2 | GR3 | GR4 | GR5 | GR6 | GR7 | GR8 | GR9 | GR10 | LEA |
|--------|--------|--------|--------|--------|--------|--------|--------|--------|--------|--------|--------|
| \$1778 | \$1902 | \$1978 | \$2057 | \$2140 | \$2225 | \$2314 | \$2407 | \$2503 | \$2603 | \$2707 | \$3200 |



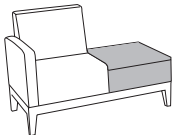
3089 Bariatric Chair COM Yardage: 6 Yds. / Back: 2 Yds / Seat: 1.5 Yds / Arms: 2.5 Yds

| COM | GR1 | GR2 | GR3 | GR4 | GR5 | GR6 | GR7 | GR8 | GR9 | GR10 | LEA |
|--------|--------|--------|--------|--------|--------|--------|--------|--------|--------|--------|--------|
| \$1902 | \$2035 | \$2116 | \$2201 | \$2289 | \$2380 | \$2475 | \$2574 | \$2677 | \$2785 | \$2896 | \$3423 |



3090 One-Seat Lounge w/ Left Hand Arm and On-Line Table COM Yardage: 4.75 Yds. / Back: 2 Yds / Seat: 1.25 Yds / Arms: 1.5 Yds

| COM | GR1 | GR2 | GR3 | GR4 | GR5 | GR6 | GR7 | GR8 | GR9 | GR10 | LEA |
|--------|--------|--------|--------|--------|--------|--------|--------|--------|--------|--------|--------|
| \$2667 | \$2854 | \$2968 | \$3087 | \$3210 | \$3338 | \$3472 | \$3611 | \$3755 | \$3905 | \$4062 | \$4801 |



3091 One-Seat Lounge w/ Right Hand Arm and On-Line Table COM Yardage: 4.75 Yds. Back: 2 Yds / Seat: 1.25 Yds / Arms: 1.5 Yds

| COM | GR1 | GR2 | GR3 | GR4 | GR5 | GR6 | GR7 | GR8 | GR9 | GR10 | LEA |
|--------|--------|--------|--------|--------|--------|--------|--------|--------|--------|--------|--------|
| \$2667 | \$2854 | \$2968 | \$3087 | \$3210 | \$3338 | \$3472 | \$3611 | \$3755 | \$3905 | \$4062 | \$4801 |



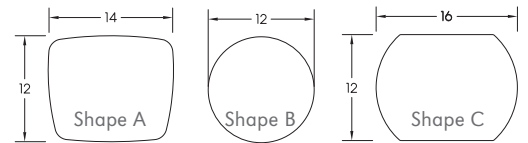
3088 Ottoman COM Yardage: 1.5 Yds. / Seat: 1.5 Yds

| COM | GR1 | GR2 | GR3 | GR4 | GR5 | GR6 | GR7 | GR8 | GR9 | GR10 | LEA |
|--------|--------|--------|--------|--------|--------|--------|--------|--------|--------|--------|--------|
| \$1139 | \$1219 | \$1268 | \$1318 | \$1371 | \$1426 | \$1483 | \$1542 | \$1604 | \$1668 | \$1735 | \$2051 |

TABLET SHAPES

Choose from 3 Tablet Shapes::

Tablets for all lounge series are available in 3 shapes, choose from the three shapes shown and specify; A, B or C when ordering. Example: TABR1-(A) Right - this would be a removable shape A tablet on the right arm. Optional Solid Surface available.



Note:

- Tablet orders of 5 or less - choice of 3 standard laminate colors: Wilsonart Black or Frosty White and Nevamar Silver Alu Metalx.
- Tablet orders of 6 or more - any choice standard laminate colors.

OPTIONS

Add upcharge to list price and code to model number


| | | | | | |
|-----|---|----------|----------|---|------------------|
| FR | CA133 Fire Retardant per yard | \$90/yd. | GD | Ganging Brackets | \$52 |
| MB | Moisture Barrier - per seat | \$125 | TAB(-) | Swivel Tablet (specify A, B or C, left or right arm) | \$395 |
| 2FO | Two Fabric Option | \$98 | TABR1(-) | Removable Tablet (specify A, B or C, left or right arm) | \$470 |
| 3FO | Three Fabric Option | \$148 | TABR2(-) | Removable Tablet (specify A, B or C both arm openings) | \$570 |
| PAC | Polyurethane Arm Cap - single | \$59 | SST | Solid Surface Tablet Arm - add to tablet option | \$125 |
| WAC | Wood Arm Cap - single | \$75 | CO | Clean Out (overall width up to 50") | \$250 |
| IMS | Complete Storage and Magazine Inset | \$480 | CO1 | Clean Out (overall width over 50") | \$385 |
| UFI | Upholstered Front - On-Line Table | \$95 | LAM5 | Non-standard laminate (5 tablets or less) | \$250 ea. tablet |
| LTI | On-Line Table Full Veneer (sides & top) | \$250 | | | |

| DIMENSIONS | 2 Seat w/ Outside Arms | 2 Seat w/ Single Arm | 2 Seat w/ On-Line Table |
|----------------|---------------------------|-------------------------|----------------------------|
| Seat Width: | 22" | 22" | 22" |
| Seat Depth: | 20" | 20" | 20" |
| Seat Height: | 18" | 18" | 18" |
| Arm Height: | 25.5" | 25.5" | 25.5" |
| Back Height: | 32.5" | 32.5" | 32.5" |
| Overall Width: | 50" | 47" | 72" |
| Overall Depth: | 27" | 27" | 27" |
| Qty./Wt.: | 1 ea./110 lbs. | 1 ea./110 lbs. | 1 ea./135 lbs. |



OJAI TWO SEAT LOUNGE WITH OUTSIDE ARMS

MODEL / DESCRIPTION / LIST PRICING




3012 Two Seat Lounge with Outside Arms COM Yardage: 9 Yds. / Back: 4 Yds / Seat: 2.5 Yds / Arms: 2.5 Yds

| COM | GR1 | GR2 | GR3 | GR4 | GR5 | GR6 | GR7 | GR8 | GR9 | GR10 | LEA |
|--------|--------|--------|--------|--------|--------|--------|--------|--------|--------|--------|--------|
| \$2772 | \$2966 | \$3085 | \$3208 | \$3336 | \$3470 | \$3609 | \$3753 | \$3903 | \$4059 | \$4222 | \$4990 |



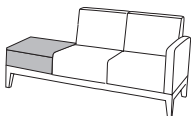
3096 Two Seat Lounge with Left Hand Arm COM Yardage: 8 Yds. / Back: 4 Yds / Seat: 2.5 Yds / Arms: 1.5 Yds

| COM | GR1 | GR2 | GR3 | GR4 | GR5 | GR6 | GR7 | GR8 | GR9 | GR10 | LEA |
|--------|--------|--------|--------|--------|--------|--------|--------|--------|--------|--------|--------|
| \$2636 | \$2820 | \$2933 | \$3050 | \$3172 | \$3299 | \$3431 | \$3568 | \$3711 | \$3859 | \$4014 | \$4744 |



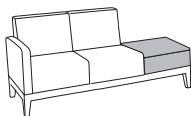
3097 Two Seat Lounge with Right Hand Arm COM Yardage: 8 Yds. / Back: 4 Yds / Seat: 2.5 Yds / Arms: 1.5 Yds

| COM | GR1 | GR2 | GR3 | GR4 | GR5 | GR6 | GR7 | GR8 | GR9 | GR10 | LEA |
|--------|--------|--------|--------|--------|--------|--------|--------|--------|--------|--------|--------|
| \$2636 | \$2820 | \$2933 | \$3050 | \$3172 | \$3299 | \$3431 | \$3568 | \$3711 | \$3859 | \$4014 | \$4744 |



3092 Two Seat Lounge w/ Left Hand Arm and On-Line Table COM Yardage: 8 Yds. / Back: 4 Yds / Seat: 2.5 Yds / Arms: 1.5 Yds

| COM | GR1 | GR2 | GR3 | GR4 | GR5 | GR6 | GR7 | GR8 | GR9 | GR10 | LEA |
|--------|--------|--------|--------|--------|--------|--------|--------|--------|--------|--------|--------|
| \$3570 | \$3820 | \$3973 | \$4132 | \$4297 | \$4469 | \$4647 | \$4833 | \$5027 | \$5228 | \$5437 | \$6426 |



3093 Two Seat Lounge w/ Right Hand Arm and On-Line Table COM Yardage: 8 Yds. / Back: 4 Yds / Seat: 2.5 Yds / Arms: 1.5 Yds

| COM | GR1 | GR2 | GR3 | GR4 | GR5 | GR6 | GR7 | GR8 | GR9 | GR10 | LEA |
|--------|--------|--------|--------|--------|--------|--------|--------|--------|--------|--------|--------|
| \$3570 | \$3820 | \$3973 | \$4132 | \$4297 | \$4469 | \$4647 | \$4833 | \$5027 | \$5228 | \$5437 | \$6426 |

NOTE: Left or Right Arm is determined when seated on product. Arms are factory installed.

OPTIONS

Add upcharge to list price and code to model number

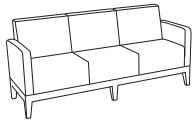
| | | | | | |
|-----|---|----------|-----------|---|------------------|
| FR | CA133 Fire Retardant per yard | \$90/yd. | GD | Ganging Brackets | \$52 |
| MB | Moisture Barrier - per seat | \$125 | TAB-() | Swivel Tablet (specify A, B or C, left or right arm) | \$395 |
| 2FO | Two Fabric Option | \$98 | TABR1-() | Removable Tablet (specify A, B or C, left or right arm) | \$470 |
| 3FO | Three Fabric Option | \$148 | TABR2-() | Removable Tablet (specify A, B or C both arm openings) | \$570 |
| PAC | Polyurethane Arm Cap - single | \$59 | SST | Solid Surface Tablet Arm - add to tablet option | \$125 |
| WAC | Wood Arm Cap - single | \$75 | CO | Clean Out (overall width up to 50") | \$250 |
| IMS | Complete Storage and Magazine Inset | \$480 | CO1 | Clean Out (overall width over 50") | \$385 |
| UFI | Upholstered Front - On-Line Table | \$95 | LAM5 | Non-standard laminate (5 tablets or less) | \$250 ea. tablet |
| LTI | On-Line Table Full Veneer (sides & top) | \$250 | | | |

| DIMENSIONS | 3 Seat w/ Outside Arms | 2 Arm Chairs w/ Open Platform | 2 Seat, Outside Arms w/ Online Table | 2 Arm Chairs w/ Online Table |
|----------------|---------------------------|----------------------------------|---|---------------------------------|
| Seat Width: | 22" | 22" | 22" | 22" |
| Seat Depth: | 20" | 20" | 20" | 20" |
| Seat Height: | 18" | 18" | 18" | 18" |
| Arm Height: | 25.5" | 25.5" | 25.5" | 25.5" |
| Back Height: | 32.5" | 32.5" | 32.5" | 32.5" |
| Overall Width: | 72" | 78" | 72" | 78" |
| Overall Depth: | 27" | 27" | 27" | 27" |
| Qty./Wt.: | 1 ea./150 lbs. | 1 ea./135 lbs. | 1 ea./135 lbs. | 1 ea./135 lbs. |



OJAI LOUNGE WITH TWO ARM CHAIRS
AND ON LINE TABLE

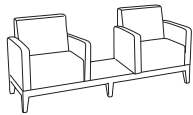
MODEL / DESCRIPTION / LIST PRICING



3013 Three Seat Lounge with 2 Outside Arms

COM Yardage: 12.25 Yds. / Back: 6 Yds / Seat: 3.75 Yds / Arms: 2.5 Yds

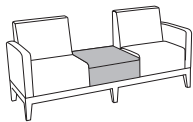
| COM | GR1 | GR2 | GR3 | GR4 | GR5 | GR6 | GR7 | GR8 | GR9 | GR10 | LEA |
|--------|--------|--------|--------|--------|--------|--------|--------|--------|--------|--------|--------|
| \$3990 | \$4269 | \$4440 | \$4618 | \$4802 | \$4994 | \$5194 | \$5402 | \$5618 | \$5843 | \$6077 | \$7182 |



3014 Lounge with 2 Arm Chairs and Open Platform Center

COM Yardage: 11.5 Yds. / Back: 4 Yds / Seat: 2.5 Yds / Arms: 5 Yds

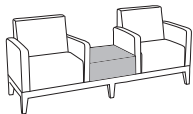
| COM | GR1 | GR2 | GR3 | GR4 | GR5 | GR6 | GR7 | GR8 | GR9 | GR10 | LEA |
|--------|--------|--------|--------|--------|--------|--------|--------|--------|--------|--------|--------|
| \$3759 | \$4022 | \$4183 | \$4350 | \$4524 | \$4705 | \$4894 | \$5089 | \$5293 | \$5505 | \$5725 | \$6766 |



3016 Two Seat Lounge - 2 Outside Arms and On-Line Table

COM Yardage: 9 Yds. / Back: 4 Yds / Seat: 2.5 Yds / Arms: 2.5 Yds

| COM | GR1 | GR2 | GR3 | GR4 | GR5 | GR6 | GR7 | GR8 | GR9 | GR10 | LEA |
|--------|--------|--------|--------|--------|--------|--------|--------|--------|--------|--------|--------|
| \$4043 | \$4325 | \$4498 | \$4678 | \$4866 | \$5060 | \$5263 | \$5473 | \$5692 | \$5920 | \$6156 | \$7277 |



3017 Lounge with 2 Armchairs and On-Line Table

COM Yardage: 11.5 Yds. / Back: 4 Yds / Seat: 2.5 Yds / Arms: 5 Yds

| COM | GR1 | GR2 | GR3 | GR4 | GR5 | GR6 | GR7 | GR8 | GR9 | GR10 | LEA |
|--------|--------|--------|--------|--------|--------|--------|--------|--------|--------|--------|--------|
| \$4184 | \$4477 | \$4656 | \$4842 | \$5036 | \$5238 | \$5447 | \$5665 | \$5892 | \$6127 | \$6372 | \$7532 |

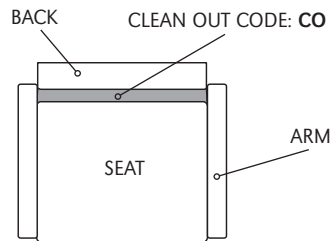


Diagram specifies a clean out
Use **CO** for overall widths up to 50"
and **CO1** for overall widths over 50"

OPTIONS

Add upcharge to list price and code to model number

| | | |
|-----|---|----------|
| FR | CA133 Fire Retardant per yard | \$90/yd. |
| MB | Moisture Barrier - per seat | \$125 |
| 2FO | Two Fabric Option | \$98 |
| 3FO | Three Fabric Option | \$148 |
| PAC | Polyurethane Arm Cap - single | \$59 |
| WAC | Wood Arm Cap - single | \$75 |
| IMS | Complete Storage and Magazine Inset | \$480 |
| UFI | Upholstered Front - On-Line Table | \$95 |
| LTI | On-Line Table Full Veneer (sides & top) | \$250 |


| | | |
|---------------------|---|------------------|
| GD | Ganging Brackets | \$52 |
| TAB-(<u> </u>) | Swivel Tablet (specify A, B or C, left or right arm) | \$395 |
| TABR1-(<u> </u>) | Removable Tablet (specify A, B or C, left or right arm) | \$470 |
| TABR2-(<u> </u>) | Removable Tablet (specify A, B or C both arm openings) | \$570 |
| SST | Solid Surface Tablet Arm - add to tablet option | \$125 |
| CO | Clean Out (overall width up to 50") | \$250 |
| CO1 | Clean Out (overall width over 50") | \$385 |
| LAM5 | Non-standard laminate (5 tablets or less) | \$250 ea. tablet |

| DIMENSIONS | Two Seat Three Arms | Three Seat Four Arms |
|----------------|------------------------|-------------------------|
| Seat Width: | 22" | 22" |
| Seat Depth: | 20" | 20" |
| Seat Height: | 18" | 18" |
| Arm Height: | 25.5" | 25.5" |
| Back Height: | 32.5" | 32.5" |
| Overall Width: | 53" | 72" |
| Overall Depth: | 27" | 27" |
| Qty./Wt.: | 1 ea./115 lbs. | 1 ea./135 lbs. |



OJAI TWO SEAT LOUNGE WITH INSIDE ARM

MODEL / DESCRIPTION / LIST PRICING

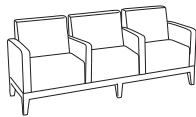


3094 Two-Seat Lounge with Outside Arms and one Inside Arm

COM Yardage: 10.5 Yds.

| COM | GR1 | GR2 | GR3 | GR4 | GR5 | GR6 | GR7 | GR8 | GR9 | GR10 | LEA |
|--------|--------|--------|--------|--------|--------|--------|--------|--------|--------|--------|--------|
| \$2703 | \$2892 | \$3008 | \$3128 | \$3253 | \$3383 | \$3518 | \$3659 | \$3806 | \$3958 | \$4116 | \$4865 |

COM Yardage (Optional three fabrics): Back: 3.5 Yds / Seat: 2.5 Yds / Arms: 3.25 Yds



3019 Three-Seat Lounge with Outside Arms and Inside Arms

COM Yardage: 15.5 Yds.

| COM | GR1 | GR2 | GR3 | GR4 | GR5 | GR6 | GR7 | GR8 | GR9 | GR10 | LEA |
|--------|--------|--------|--------|--------|--------|--------|--------|--------|--------|--------|--------|
| \$3670 | \$3927 | \$4084 | \$4247 | \$4417 | \$4594 | \$4777 | \$4968 | \$5167 | \$5374 | \$5589 | \$6606 |

COM Yardage (Optional three fabrics): Back: 4.5 Yds / Seat: 3.75 Yds / Arms: 4 Yds

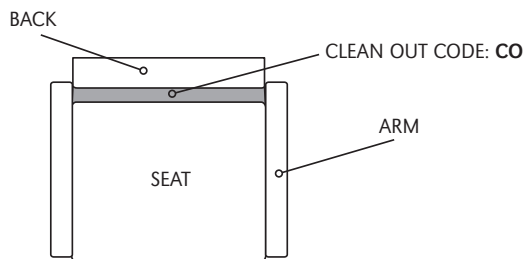


Diagram specifies a clean out
Use **CO** for overall widths up to 50"
and **CO1** for overall widths over 50"

OPTIONS

Add upcharge to list price and code to model number

| | | |
|-----|-------------------------------------|-----------|
| FR | CA133 Fire Retardant per yard | \$90/yd. |
| MB | Moisture Barrier on seat - per seat | \$95 |
| 2FO | Two fabric option | \$98 |
| 3FO | Three fabric option | \$148 |
| PAC | Polyurethane Arm Cap | \$59 each |
| WAC | Wood Arm Cap - single | \$75 |

| | | |
|-----|---|------------|
| GD | Ganging Brackets | \$52 |
| TA | Swinging Tablet Arm | \$398 |
| TAR | Receptacle Hardware for Swinging Tablet Arm | \$150 each |
| CO | Clean Out (overall width up to 50") | \$250 |
| CO1 | Clean Out (overall width over 50") | \$385 |

NEW

PERRY LOUNGE

The Perry Lounge features a stylish design with fully welded .875" diameter steel tube legs and lower frame.



PERRY SINGLE SEAT LOUNGE WITH TABLET ARM OPTION AND TWO CASTERS



PERRY TWO SEAT LOUNGE STANDARD W/ POWDER COATED LEGS

ORDERING INFORMATION

To Order Please Specify:

- | | |
|-----------------|---------------------------|
| 1) Series Name | 4) Metal Leg Finish Color |
| 2) Model Number | 5) Fabric Grade & Number |
| 3) Quantity | 6) Optional Items |

PERRY GENERAL SPECIFICATIONS

Seat and Back Frame Construction

Frame assembly is constructed of multi-ply hardwood, with tongue and groove construction. All foam is fully bonded to frame. Seat cushions are 5" graded high resiliency (H.R.) block foam, covered entirely with special bonded polyester fiber to protect final upholstery. No sag-springs are installed in seat & back along with interlocking helicoil springs to prevent sagging and provide additional lower back and seat support.

Upholstery

Seat and back are covered in choice of fabric, vinyl, crypton, leather or COM. ERG uses only water based glues and adhesives in our upholstery process. Contrasting fabrics are available.

Metal Legs/Frame

Frames are made of .875" diameter, 14-gauge steel tubing with hand brazed welds. Frames available in lounge chair, two and three seat lounge sofas.

Glides

All frames come with factory installed self leveling steel glides.

Arm Caps

Optional Maple wood arm caps.

COLORS / FINISHES

Metal Legs Finish Colors:

Standard powder coat colors or optional polished chrome

OPTIONS

- CODE: FR - CA133 Fire Retardant.
- CODE: MB - Moisture Barrier.
- CODE: CAS - Casters. Four casters installed.
- CODE: CAS2 - Casters. 4", set of two in front.
- CODE: TAB(-) - Non-Removable Swivel Tablet (laminates shape A, B or C left or right arm)
- CODE: TABR1(-) - Removable Swivel Tablet (laminates shape A, B or C specify left or right arm)
- CODE: TABR2(-) - Removable Swivel Tablet (laminates shape A, B or C with opening for tablet on both arms)
- CODE: SST - Solid Surface Tablet Arm (add to Tablet option)
- CODE: 2FO - Two Fabric Option.
- CODE: 3FO - Three Fabric Option.
- CODE: AHG - Metal Hand Grip.
- CODE: WAC - Wood Arm Caps.
- CODE: PC - Polished Chrome.
- CODE: LAM5 - Non-standard laminate for 5 or less tablets see options for upcharge

Note:

- Tablet orders of 6 or less - choice of 3 standard laminate colors: black, white and silver.
- Tablet orders of 6 or more - any choice standard laminate colors.



BACK VIEW SHOWN WITH REAR HANDLE



WOOD ARM CAPS



4" CASTERS



SOLID SURFACE TABLET OPTION

| DIMENSIONS | Single Seat | Two Seat | Three Seat |
|----------------|---------------|---------------|----------------|
| Seat Width: | 19.5" | 43" | 66" |
| Seat Depth: | 21" | 21" | 21" |
| Seat Height: | 18.5" | 18.5" | 18.5" |
| Arm Height: | 26.5" | 26.5" | 26.5" |
| Back Height: | 33.5" | 33.5" | 33.5" |
| Overall Width: | 25.5" | 49" | 72.5" |
| Overall Depth: | 28" | 28" | 28" |
| Qty./Wt.: | 1 ea./58 lbs. | 1 ea./89 lbs. | 1 ea./135 lbs. |



PERRY SINGLE SEAT LOUNGE WITH 4 CASTERS

MODEL / DESCRIPTION / LIST PRICING



3280 Single Seat Lounge - fully upholstered

COM Yardage: 5.75 Yds. / Back: 2 Yds. / Seat: 1.25 Yds. / Arms: 2.5 Yds.


| COM | GR1 | GR2 | GR3 | GR4 | GR5 | GR6 | GR7 | GR8 | GR9 | GR10 | LEA |
|--------|--------|--------|--------|--------|--------|--------|--------|--------|--------|--------|--------|
| \$1675 | \$1792 | \$1864 | \$1938 | \$2016 | \$2096 | \$2180 | \$2267 | \$2358 | \$2452 | \$2551 | \$3015 |



3282 Two Seat Lounge - fully upholstered

COM Yardage: 7.25 Yds. / Back: 3 Yds. / Seat: 1.75 Yds. / Arms: 2.5 Yds.

| COM | GR1 | GR2 | GR3 | GR4 | GR5 | GR6 | GR7 | GR8 | GR9 | GR10 | LEA |
|--------|--------|--------|--------|--------|--------|--------|--------|--------|--------|--------|--------|
| \$2305 | \$2466 | \$2565 | \$2667 | \$2774 | \$2885 | \$3000 | \$3120 | \$3245 | \$3375 | \$3510 | \$4149 |



3284 Three Seat Lounge - fully upholstered

COM Yardage: 9 Yds. / Back: 4 Yds. / Seat: 2.5 Yds. / Arms: 2.5 Yds.

| COM | GR1 | GR2 | GR3 | GR4 | GR5 | GR6 | GR7 | GR8 | GR9 | GR10 | LEA |
|--------|--------|--------|--------|--------|--------|--------|--------|--------|--------|--------|--------|
| \$3040 | \$3253 | \$3383 | \$3518 | \$3659 | \$3805 | \$3957 | \$4115 | \$4280 | \$4451 | \$4629 | \$5472 |

TABLET SHAPES

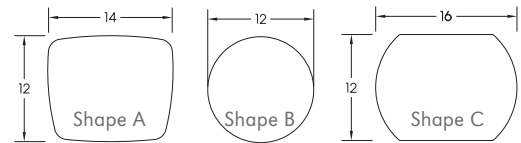
Choose from 3 Tablet Shapes::

Tablets for all modular series are available in 3 shapes, choose from the three shapes shown and specify; A, B or C and left or right (outside tablet) when ordering. Example: TABF-(A) Left - this would be a fixed shape A tablet on the left side (when seated).

Optional Solid Surface available.

Note:

- Tablet orders of 5 or less - choice of 3 standard laminate colors: Wilsonart Black or Frosty White and Nevamar Silver Alu Metal.
- Tablet orders of 6 or more - any choice standard laminate colors.



OPTIONS

Add upcharge to list price and code to model number

| | | |
|-----------|---|----------|
| FR | CA133 Fire Retardant per yard | \$90/yd. |
| MB | Moisture Barrier - per seat | \$125 |
| CAS | Casters - four casters installed. | \$100 |
| CAS2 | Casters - two 4" casters installed in front | \$80 |
| TAB-(_) | Swivel Tablet (specify A, B or C, left or right arm) | \$395 |
| TABR1-(_) | Removable Tablet (specify A, B or C, left or right arm) | \$470 |
| TABR2-(_) | Removable Tablet (specify A, B or C both arm openings) | \$570 |

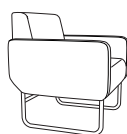
| | | |
|------|---|------------------|
| SST | Solid Surface Tablet Arm - add to tablet option | \$125 |
| 2FO | Two Fabric Option | \$98 |
| 3FO | Three Fabric Option | \$148 |
| AHG | Metal Hand Grip - per seat | \$150 |
| SSI | Inset Storage Shelf | \$345 |
| WAC | Wood Arm Caps - pair | \$152 |
| LAM5 | Non-standard laminate (5 tablets or less) | \$250 ea. tablet |

| DIMENSIONS | Single Seat | Two Seat | Three Seat |
|----------------|---------------|---------------|----------------|
| Seat Width: | 19.5" | 43" | 66" |
| Seat Depth: | 21" | 21" | 21" |
| Seat Height: | 18.5" | 18.5" | 18.5" |
| Arm Height: | 26.5" | 26.5" | 26.5" |
| Back Height: | 33.5" | 33.5" | 33.5" |
| Overall Width: | 25.5" | 49" | 72.5" |
| Overall Depth: | 28" | 28" | 28" |
| Qty./Wt.: | 1 ea./58 lbs. | 1 ea./89 lbs. | 1 ea./135 lbs. |




PERRY SINGLE SEAT SLED BASE LOUNGE


MODEL / DESCRIPTION / LIST PRICING



| | | | | | | | | | | | | |
|-------------|--|--|--------|--------|--------|--------|--------|--------|--------|--------|--------|--|
| 3281 | Single Seat Sled Base Lounge - fully upholstered | COM Yardage: 5.75 Yds. / Back: 2 Yds. / Seat: 1.25 Yds. / Arms: 2.5 Yds. | | | | | | | | | | |
| COM | GR1 | GR2 | GR3 | GR4 | GR5 | GR6 | GR7 | GR8 | GR9 | GR10 | LEA | |
| \$1724 | \$1845 | \$1919 | \$1995 | \$2075 | \$2158 | \$2244 | \$2334 | \$2428 | \$2525 | \$2626 | \$3103 | |



| | | | | | | | | | | | | |
|-------------|---|--|--------|--------|--------|--------|--------|--------|--------|--------|--------|--|
| 3283 | Two Seat Sled Base Lounge - fully upholstered | COM Yardage: 7.25 Yds. / Back: 3 Yds. / Seat: 1.75 Yds. / Arms: 2.5 Yds. | | | | | | | | | | |
| COM | GR1 | GR2 | GR3 | GR4 | GR5 | GR6 | GR7 | GR8 | GR9 | GR10 | LEA | |
| \$2354 | \$2519 | \$2620 | \$2724 | \$2833 | \$2947 | \$3065 | \$3187 | \$3315 | \$3447 | \$3585 | \$4237 | |

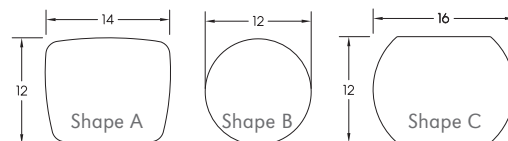


| | | | | | | | | | | | | |
|-------------|---|--|--------|--------|--------|--------|--------|--------|--------|--------|--------|--|
| 3285 | Three Seat Sled Base Lounge - fully upholstered | COM Yardage: 9 Yds. / Back: 4 Yds. / Seat: 2.5 Yds. / Arms: 2.5 Yds. | | | | | | | | | | |
| COM | GR1 | GR2 | GR3 | GR4 | GR5 | GR6 | GR7 | GR8 | GR9 | GR10 | LEA | |
| \$3089 | \$3305 | \$3438 | \$3575 | \$3718 | \$3867 | \$4021 | \$4182 | \$4350 | \$4524 | \$4705 | \$5560 | |

TABLET SHAPES

Choose from 3 Tablet Shapes::

Tablets for all lounge series are available in 3 shapes, choose from the three shapes shown and specify; A, B or C when ordering.
Example: TABR1-(A) Right - this would be a removable shape A tablet on the right arm.
Optional Solid Surface available.



Note:

- Tablet orders of 5 or less - choice of 3 standard laminate colors: Wilsonart Black or Frosty White and Nevamar Silver Alu Metalx.
- Tablet orders of 6 or more - any choice standard laminate colors.

OPTIONS

Add upcharge to list price and code to model number

| | | |
|----------|---|----------|
| FR | CA133 Fire Retardant per yard | \$90/yd. |
| MB | Moisture Barrier - per seat | \$125 |
| CAS | Casters - four casters installed. | \$100 |
| CAS2 | Casters - two 4" casters installed in front | \$80 |
| TAB(-) | Swivel Tablet (specify A, B or C, left or right arm) | \$395 |
| TABR1(-) | Removable Tablet (specify A, B or C, left or right arm) | \$470 |
| TABR2(-) | Removable Tablet (specify A, B or C both arm openings) | \$570 |

| | | |
|------|---|------------------|
| SST | Solid Surface Tablet Arm - add to tablet option | \$125 |
| 2FO | Two Fabric Option | \$98 |
| 3FO | Three Fabric Option | \$148 |
| AHG | Metal Hand Grip - per seat | \$150 |
| SSI | Inset Storage Shelf | \$345 |
| WAC | Wood Arm Caps - pair | \$152 |
| LAM5 | Non-standard laminate (5 tablets or less) | \$250 ea. tablet |

Raven Lounge
Available in 2 heights
27" and 33"

RAVEN LOUNGE COLLECTION

Raven offers the utmost in seating comfort. Featuring, fully upholstered arms and many options, it's designed for higher education and any public spaces that require long duration seating.



RAVEN LOUNGE CHAIR



RAVEN TWO SEAT LOUNGE

ORDERING INFORMATION

- 1) Series Name
- 2) Model Number
- 3) Quantity
- 4) Fabric Grade and Number
- 5) Powder Coat Color for legs
- 6) Optional Items

RAVEN MODULAR LOUNGE SPECIFICATIONS

Frame

Frame assembly is constructed of multi-ply hardwood, with tongue and groove construction. Seat foam is bonded to all sides of hardwood frame. Seat cushions are 4" graded, high resiliency (H.R.) block foam with seat back 3" H.R. foam, covered entirely with special bonded polyester fiber to protect final upholstery. No sag-springs are installed in seat & back along with interlocking helicoil springs to prevent sagging and provide additional lower back and seat support.

Upholstery

Raven lounge is fully upholstered in your choice of fabric, vinyl, crypton, leather or Customers Own Material. ERG uses only water based glues and adhesives in all our upholstery process.

Legs

2" diameter round tubular steel legs are standard. Optional polished chrome and wood legs are also available.

Note:

- Tablet orders of 6 or less - choice of 3 standard laminate colors: black, white and silver.
- Tablet orders of 6 or more - any choice standard laminate colors.

Note: Factory installed power/data available, see accessories section for details and pricing.

COLORS / FINISHES

Legs

Standard powder coat colors or optional polished chrome available. Wood legs are finished in your choice of standard wood stain colors.

OPTIONS

- CODE: FR - CA133 Fire Retardant.
- CODE: MB - Moisture Barrier.
- CODE: LOW - Fully Upholstered Low Back - 26.5" OA Height.
- CODE: WOD - Wood Legs.
- CODE: PC - Polished Chrome Legs.
- CODE: PB - Laminate Plinth Base.
- CODE: CAS - Casters set of 4.
- CODE: 2FO - Two Fabric Option.
- CODE: 3FO - Three Fabric Option.
- CODE: GD - Ganging Brackets (Necessary when ganging two or more modules together).
- CODE: TABR1-(_) - Removable Swivel Tablet (laminated shape A, B or C specify left or right arm)
- CODE: TABR2-(_) - Removable Swivel Tablet (laminated shape A, B or C with opening for tablet on both arms)
- CODE: SST - Solid Surface Tablet Arm - add to tablet option.
- CODE: CO - Clean Out (overall width up to 50")
- CODE: CO1 - Clean Out (overall width over 50")
- CODE: LAM5 - Non-standard laminate for 5 or less tablets see options for upcharge



LOW-BACK



CASTERS



ELECTRICAL/DATA

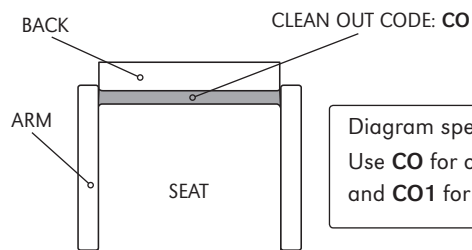


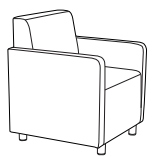
Diagram specifies a clean out
Use **CO** for overall widths up to 50"
and **CO1** for overall widths over 50"

| DIMENSIONS | Single Seat Lounge | Two Seat Lounge |
|-----------------|--------------------|-----------------|
| Seat Depth: | 20" | 20" |
| Seat Height: | 18" | 18" |
| Arm Height: | | |
| Overall Depth: | 27" | 27" |
| Overall Width: | 27" | 49" |
| Overall Height: | 33" | 33" |
| Qty./Wt.: | 1 ea./65 lbs. | 1 ea./105 lbs. |



RAVEN SINGLE LOUNGE

MODEL / DESCRIPTION / LIST PRICING

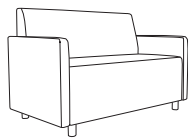


8403 Single Seat Lounge



COM Yardage: Total: 6.5 Yds. / Back: 2 Yds. / Seat: 1.5 Yds./ Arms(2) 3 Yds.

| COM | GR1 | GR2 | GR3 | GR4 | GR5 | GR6 | GR7 | GR8 | GR9 | GR10 | LEA |
|--------|--------|--------|--------|--------|--------|--------|--------|--------|--------|--------|--------|
| \$1494 | \$1652 | \$1788 | \$1956 | \$2093 | \$2240 | \$2387 | \$2534 | \$2702 | \$2870 | \$3038 | \$3347 |



8401 Two Seat Lounge

COM Yardage: Total: 9.5 Yds. / Back: 4 Yds. / Seat: 2.5 Yds. / Arms(2) 3 Yds.

| COM | GR1 | GR2 | GR3 | GR4 | GR5 | GR6 | GR7 | GR8 | GR9 | GR10 | LEA |
|--------|--------|--------|--------|--------|--------|--------|--------|--------|--------|--------|--------|
| \$2183 | \$2393 | \$2582 | \$2792 | \$2981 | \$3170 | \$3359 | \$3548 | \$3758 | \$3968 | \$4178 | \$4488 |

TABLET SHAPES

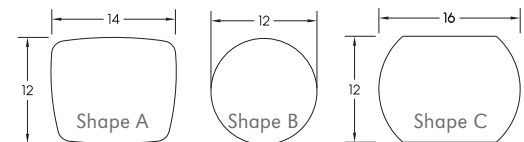
Choose from 3 Tablet Shapes::

Tablets for all modular series are available in 3 shapes, choose from the three shapes shown and specify; A, B or C and left or right (outside tablet) when ordering. Example: TABF-(A) Left - this would be a fixed shape A tablet on the left side (when seated).

Optional Solid Surface available.

Note:

- Tablet orders of 5 or less - choice of 3 standard laminate colors: Wilsonart Black or Frosty White and Nevamar Silver Alu Metalx.
- Tablet orders of 6 or more - any choice standard laminate colors.



OPTIONS

Add upcharge to list price and code to model number

| | | |
|-----|--|----------|
| FR | CA133 Fire Retardant per yard | \$90/yd. |
| MB | Moisture Barrier - per seat | \$125 |
| LOW | Fully Upholstered Low Back - 26.5" OA Height | \$95 |
| WOD | Wood Legs set of 4 | \$96 |
| PC | Polished Chrome Legs set of 4 | \$90 |
| PB | Laminate Plinth Base - Straight Unit | \$160 |
| CAS | Casters set of 4 | \$100 |
| 2FO | Two Fabric Option | \$98 |

| | | |
|-----------|---|------------------|
| 3FO | Three Fabric Option | \$148 |
| GD | Ganging Brackets | \$52 |
| TABR1-(L) | Removable Tablet (specify A, B or C, left or right arm) | \$470 |
| TABR2-(L) | Removable Tablet (specify A, B or C both arm openings) | \$570 |
| SST | Solid Surface Tablet Arm - add to tablet option | \$125 |
| CO | Clean Out (overall width up to 50") | \$250 |
| CO1 | Clean Out (overall width over 50") | \$385 |
| LAM5 | Non-standard laminate (5 tablets or less) | \$250 ea. tablet |

ROXBY LOUNGE

Roxby lounges and sofas offer a full range of choices for the most demanding designs. Choose your wood stain color for the solid wood legs. Combine modular lounge pieces with sofas to provide a cohesive and elegant design for any environment.



LOUNGE CHAIR



TWO SEAT LOUNGE

ORDERING INFORMATION

To Order Please Specify:

- 1) Series Name
- 2) Model Number
- 3) Quantity
- 4) Wood Stain Finish Color
- 5) Fabric Grade(s) & Number
- 6) Optional Items

ROXBY GENERAL SPECIFICATIONS

Upholstery

Seat and back are covered in choice of fabric, vinyl, crypton, leather or COM. ERG uses only water based glues and adhesives in our upholstery process. Contrasting fabrics are available.

Frame Construction

Frame assembly is constructed of multi-ply hardwood, with tongue and groove construction. All foam is fully bonded to frame. Seat cushions are 4" graded high resiliency (H.R.) block foam, covered entirely with special bonded polyester fiber to protect final upholstery. No sag-springs are installed in seat & back along with interlocking helicoil springs to prevent sagging and provide additional lower back and seat support. An upholstered wood frame platform is attached to legs and frame assembly.

Solid Wood Legs

Roxby wood legs are 8" tall solid maple and feature a stylish taper. Legs are stained in your choice of standard wood finish colors.

COLORS / FINISHES

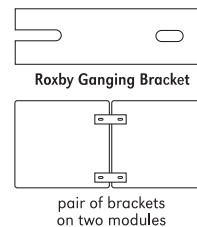
Wood Leg Finish Colors:

All transparent wood stain colors available.

OPTIONS

- CODE: FR - CA133 Fire Retardant.
- CODE: MB - Moisture Barrier.
- CODE: 2FO - Two Fabric Option.
- CODE: 3FO - Three Fabric Option.
- CODE: GD - Ganging Brackets: Necessary when ganging two or more modules together.

Note: Factory installed power/data available, see accessories section for details and pricing.



ROXYBY WOOD LOUNGE
ARM CHAIR AND LOUNGE SOFAS WITH
UPHOLSTERED ARMS

| DIMENSIONS | Single Seat | Bariatric | Two Seat | Three Seat |
|----------------|---------------|---------------|----------------|----------------|
| Seat Width: | 22" | 30" | 44" | 66" |
| Seat Depth: | 20" | 20" | 20" | 20" |
| Seat Height: | 18" | 18" | 18" | 18" |
| Arm Height: | 25" | 25" | 25" | 25" |
| Back Height: | 32" | 32" | 32" | 32" |
| Overall Width: | 30" | 36" | 52" | 74" |
| Overall Depth: | 29" | 29" | 29" | 29" |
| Qty./Wt.: | 1 ea./77 lbs. | 1 ea./87 lbs. | 1 ea./100 lbs. | 1 ea./130 lbs. |



SINGLE SEAT LOUNGE

MODEL / DESCRIPTION / LIST PRICING



881W Single Seat Lounge and fully upholstered arms

COM Yardage: 7 / Yds. Back: 2 Yds. / Seat: 1.25 Yds. / Base: .75 Yard / Arms: 3 Yds.


| COM | GR1 | GR2 | GR3 | GR4 | GR5 | GR6 | GR7 | GR8 | GR9 | GR10 | LEA |
|--------|--------|--------|--------|--------|--------|--------|--------|--------|--------|--------|--------|
| \$1586 | \$1696 | \$1764 | \$1835 | \$1908 | \$1985 | \$2064 | \$2147 | \$2232 | \$2322 | \$2415 | \$2854 |



881BW Bariatric Lounge and fully upholstered arms

COM Yardage: 7.25 Yds. / Back: 2 Yds. / Seat: 1.5 Yds. / Base: .75 Yd. / Arms: 3 Yds.

| COM | GR1 | GR2 | GR3 | GR4 | GR5 | GR6 | GR7 | GR8 | GR9 | GR10 | LEA |
|--------|--------|--------|--------|--------|--------|--------|--------|--------|--------|--------|--------|
| \$2162 | \$2313 | \$2406 | \$2502 | \$2602 | \$2706 | \$2814 | \$2927 | \$3044 | \$3166 | \$3293 | \$3892 |

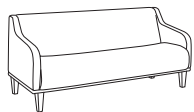


882W Two Seat Lounge and fully upholstered arms

COM Yardage: 9 Yds. / Back: 3.5 Yds. / Seat: 2.5 Yds. / Base: 1.5 Yds. / Arms: 3 Yds.

| COM | GR1 | GR2 | GR3 | GR4 | GR5 | GR6 | GR7 | GR8 | GR9 | GR10 | LEA |
|--------|--------|--------|--------|--------|--------|--------|--------|--------|--------|--------|--------|
| \$2507 | \$2683 | \$2790 | \$2902 | \$3018 | \$3139 | \$3264 | \$3395 | \$3531 | \$3672 | \$3819 | \$4513 |


COM Yardage (Optional two fabrics):



883W Three Seat Lounge and fully upholstered arms

COM Yardage: 11.75 Yds. / Back: 4.5 Yds. / Seat: 2.25 Yds. / Base: 2 Yds. / Arms: 3 Yds.

| COM | GR1 | GR2 | GR3 | GR4 | GR5 | GR6 | GR7 | GR8 | GR9 | GR10 | LEA |
|--------|--------|--------|--------|--------|--------|--------|--------|--------|--------|--------|--------|
| \$3003 | \$3213 | \$3342 | \$3475 | \$3614 | \$3759 | \$3909 | \$4066 | \$4228 | \$4397 | \$4573 | \$5405 |



OPTIONS

Add upcharge to list price and code to model number

| | | |
|-----|-------------------------------|----------|
| FR | CA133 Fire Retardant per yard | \$90/yd. |
| MB | Moisture Barrier - per seat | \$125 |
| 2FO | Two Fabric Option | \$98 |

| | | |
|-----|------------------------------|-------|
| 3FO | Three Fabric Option | \$148 |
| GD | Ganging Brackets - per pair. | \$65 |

ROYCE COLLECTION

The Royce Collection are fully upholstered arm chairs offered in choice of fabric with metal legs or rounded edge wood leg frame.

Metal



ROYCE TEN



ROYCE TWENTY



ROYCE THIRTY



ROYCE FORTY

ORDERING INFORMATION

To Order Please Specify:

- 1) Series Name
- 2) Model Number
- 3) Quantity
- 4) Fabric Grade & Number
- 5) Two or Three Fabric Option
- 6) Optional Items

OPTIONS

- CODE: FR - CA133 Fire Retardant.
- CODE: MB - Moisture Barrier.
- CODE: 2FO - 2 Fabric Option. When seat and back are upholstered in two different fabrics of your choice.
- CODE: PC - Polished Chrome frame.

ROYCE GENERAL SPECIFICATIONS

Shell

A minimum of 20" inside seat inside width. All models offer 100% more back support and comfort.

Seat

5" thick high resiliency foam with a seat frame made out of hardwood with flexible webbing installed for added support and soft sit. Steel welded frame is machine screwed to wood frame for durability.

COM Fabric Testing

Due to the complexity of the upholstery process of the Royce, please submit your COM for testing. A 10"x10" sample is required.

Upholstery

High resiliency foam, covered throughout by Dacron to protect final upholstery.

Metal Base

Legs are 14-gauge, .875" diameter steel tubing in standard polished chrome. powder coat colors are optional.

Wood Base

Rounded edge solid maple wood frame and legs. Stained with your choice of color.

Wood



ROYCE TEN



ROYCE TWENTY

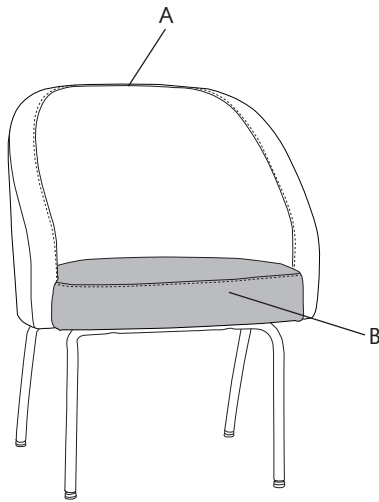


ROYCE THIRTY

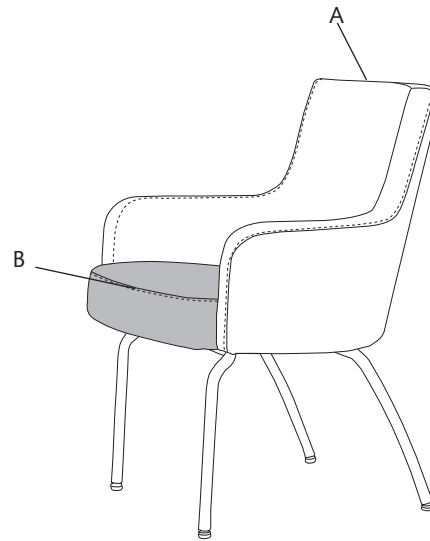


ROYCE FORTY

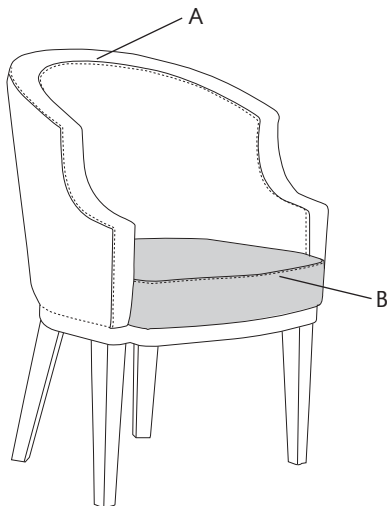
FABRIC PLACEMENT DETAIL
METAL AND WOOD LEGS ON ALL 4 MODELS



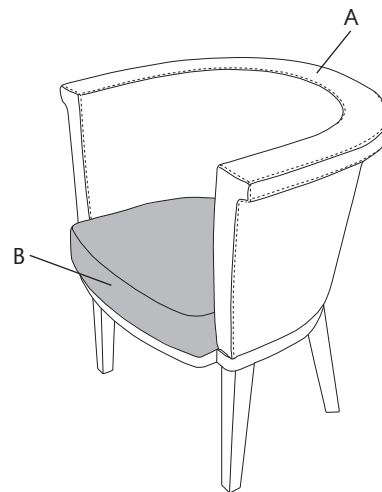
| DIMENSIONS | Royce Ten |
|-----------------|-----------|
| Overall Height: | 34" |
| Overall Width: | 25" |
| Shell Height: | 20" |
| Shell Width: | 25" |



| DIMENSIONS | Royce Twenty |
|-----------------|--------------|
| Overall Height: | 34" |
| Overall Width: | 25" |
| Shell Height: | 20" |
| Shell Width: | 25" |



| DIMENSIONS | Royce Thirty |
|-----------------|--------------|
| Overall Height: | 34" |
| Overall Width: | 25" |
| Shell Height: | 20" |
| Shell Width: | 25" |



| DIMENSIONS | Royce Forty |
|-----------------|-------------|
| Overall Height: | 31" |
| Overall Width: | 28" |
| Shell Height: | 17.5" |
| Shell Width: | 28" |

| DIMENSIONS | Royce Ten 4-Leg Metal Base | Royce Twenty 4-Leg Metal Base |
|-----------------|-------------------------------|----------------------------------|
| Seat Height: | 18" | 18" |
| Seat Width: | 20.5" | 20.5" |
| Seat Depth: | 19.5" | 19.5" |
| Overall Height: | 34" | 34" |
| Overall Width: | 25" | 25" |
| Overall Depth: | 25.5" | 25.5" |
| Qty./Wt.: | 1 ea./45 lbs. | 1 ea./45 lbs. |



ROYCE TEN



ROYCE TWENTY

*Polished chrome comes standard on Royce Metal Collection

MODEL / DESCRIPTION / LIST PRICING



5150M Royce Ten - Metal Legs in polished chrome

COM Yardage: 4.25 Yds. / Back: 3 Yds. / Seat: 1.25 Yds.

| COM | GR1 | GR2 | GR3 | GR4 | GR5 | GR6 | GR7 | GR8 | GR9 | GR10 | LEA |
|--------|--------|--------|--------|--------|--------|--------|--------|--------|--------|--------|--------|
| \$1321 | \$1413 | \$1470 | \$1529 | \$1590 | \$1653 | \$1720 | \$1788 | \$1860 | \$1934 | \$2012 | \$2378 |



5152M Royce Twenty - Metal Legs in polished chrome

COM Yardage: 4.25 Yds. / Back: 3.5 Yds. / Seat: 1.25 Yds.

| COM | GR1 | GR2 | GR3 | GR4 | GR5 | GR6 | GR7 | GR8 | GR9 | GR10 | LEA |
|--------|--------|--------|--------|--------|--------|--------|--------|--------|--------|--------|--------|
| \$1349 | \$1444 | \$1501 | \$1562 | \$1624 | \$1689 | \$1756 | \$1827 | \$1900 | \$1976 | \$2055 | \$2429 |

OPTIONS

Add upcharge to list price and code to model number

| | | |
|----|-------------------------------|----------|
| FR | CA133 Fire Retardant per yard | \$90/yd. |
| MB | Moisture Barrier - per seat | \$125 |

| | | |
|------|--------------------|------|
| 2FO | Two fabric option | \$98 |
| PWDC | Powder Coat Finish | \$58 |

| DIMENSIONS | Royce Thirty 4-Leg Metal Base | Royce Forty 4-Leg Metal Base |
|-----------------|----------------------------------|---------------------------------|
| Seat Height: | 18" | 18" |
| Seat Width: | 20.5" | 20.5" |
| Seat Depth: | 19.5" | 19.5" |
| Overall Height: | 34" | 31" |
| Overall Width: | 25" | 28" |
| Overall Depth: | 25.5" | 25.5" |
| Qty./Wt.: | 1 ea./45 lbs. | 1 ea./45 lbs. |



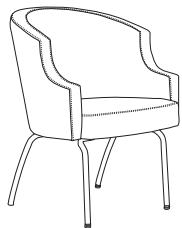
ROYCE THIRTY



ROYCE FORTY

*Polished chrome comes standard on Royce Metal Collection


MODEL / DESCRIPTION / LIST PRICING



5154M Royce Thirty - Metal Legs in polished chrome

COM Yardage: 3.75 Yds. / Back: 2.5 Yds. / Seat: 1.25 Yds.

| COM | GR1 | GR2 | GR3 | GR4 | GR5 | GR6 | GR7 | GR8 | GR9 | GR10 | LEA |
|--------|--------|--------|--------|--------|--------|--------|--------|--------|--------|--------|--------|
| \$1369 | \$1465 | \$1524 | \$1585 | \$1648 | \$1714 | \$1782 | \$1854 | \$1928 | \$2005 | \$2085 | \$2465 |



5156M Royce Forty - Metal Legs in polished chrome

COM Yardage: 3.75 Yds. / Back: 2.5 Yds. / Seat: 1.25 Yds.

| COM | GR1 | GR2 | GR3 | GR4 | GR5 | GR6 | GR7 | GR8 | GR9 | GR10 | LEA |
|--------|--------|--------|--------|--------|--------|--------|--------|--------|--------|--------|--------|
| \$1399 | \$1497 | \$1556 | \$1619 | \$1683 | \$1751 | \$1821 | \$1894 | \$1969 | \$2048 | \$2130 | \$2517 |

OPTIONS

Add upcharge to list price and code to model number

| | | |
|----|-------------------------------|----------|
| FR | CA133 Fire Retardant per yard | \$90/yd. |
| MB | Moisture Barrier - per seat | \$125 |

| | | |
|------|--------------------|------|
| 2FO | Two fabric option | \$98 |
| PWDC | Powder Coat Finish | \$58 |

| DIMENSIONS | Royce Ten 4-Leg Wood Base | Royce Twenty 4-Leg Wood Base |
|-----------------|------------------------------|---------------------------------|
| Seat Height: | 18" | 18" |
| Seat Width: | 20.5" | 20.5" |
| Seat Depth: | 19.5" | 19.5" |
| Overall Height: | 34" | 34" |
| Overall Width: | 25" | 25" |
| Overall Depth: | 25.5" | 25.5" |
| Qty./Wt.: | 1 ea./45 lbs. | 1 ea./45 lbs. |



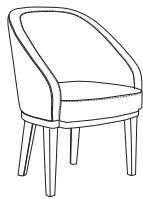
ROYCE TEN



ROYCE TWENTY

Features: Rounded corner edge

MODEL / DESCRIPTION / LIST PRICING



5150W Royce Ten - Wood Base

COM Yardage: 4.25 Yds. / Back: 3 Yds. / Seat: 1.25 Yds.

| COM | GR1 | GR2 | GR3 | GR4 | GR5 | GR6 | GR7 | GR8 | GR9 | GR10 | LEA |
|--------|--------|--------|--------|--------|--------|--------|--------|--------|--------|--------|--------|
| \$1468 | \$1571 | \$1633 | \$1699 | \$1767 | \$1837 | \$1911 | \$1987 | \$2067 | \$2150 | \$2236 | \$2642 |



5152W Royce Twenty - Wood Base

COM Yardage: 4.25 Yds. / Back: 3 Yds. / Seat: 1.25 Yds.

| COM | GR1 | GR2 | GR3 | GR4 | GR5 | GR6 | GR7 | GR8 | GR9 | GR10 | LEA |
|--------|--------|--------|--------|--------|--------|--------|--------|--------|--------|--------|--------|
| \$1496 | \$1601 | \$1665 | \$1732 | \$1801 | \$1873 | \$1948 | \$2026 | \$2107 | \$2191 | \$2279 | \$2693 |

OPTIONS

Add upcharge to list price and code to model number

| | | |
|----|-------------------------------|----------|
| FR | CA133 Fire Retardant per yard | \$90/yd. |
| MB | Moisture Barrier - per seat | \$125 |

| | | |
|-----|-------------------|------|
| 2FO | Two fabric option | \$98 |
|-----|-------------------|------|

| DIMENSIONS | Royce Thirty 4-Leg Wood Base | Royce Forty 4-Leg Wood Base |
|-----------------|---------------------------------|--------------------------------|
| Seat Height: | 18" | 18" |
| Seat Width: | 20.5" | 20.5" |
| Seat Depth: | 19.5" | 19.5" |
| Overall Height: | 34" | 31" |
| Overall Width: | 25" | 28" |
| Overall Depth: | 25.5" | 25.5" |
| Qty./Wt.: | 1 ea./45 lbs. | 1 ea./45 lbs. |




ROYCE FORTY



ROYCE THIRTY

Features: Rounded corner edge

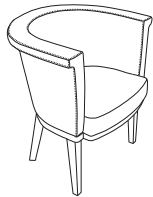
MODEL / DESCRIPTION / LIST PRICING



5154W Royce Thirty - Wood Base

COM Yardage: 3.75 Yds. / Back: 2.5 Yds. / Seat: 1.25 Yds.

| COM | GR1 | GR2 | GR3 | GR4 | GR5 | GR6 | GR7 | GR8 | GR9 | GR10 | LEA |
|--------|--------|--------|--------|--------|--------|--------|--------|--------|--------|--------|--------|
| \$1521 | \$1628 | \$1693 | \$1761 | \$1831 | \$1904 | \$1981 | \$2060 | \$2142 | \$2228 | \$2317 | \$2739 |



5156W Royce Forty - Wood Base

COM Yardage: 4.25 Yds. / Back: 3 Yds. / Seat: 1.25 Yds.

| COM | GR1 | GR2 | GR3 | GR4 | GR5 | GR6 | GR7 | GR8 | GR9 | GR10 | LEA |
|--------|--------|--------|--------|--------|--------|--------|--------|--------|--------|--------|--------|
| \$1553 | \$1662 | \$1728 | \$1797 | \$1869 | \$1944 | \$2022 | \$2103 | \$2187 | \$2274 | \$2365 | \$2795 |

OPTIONS

Add upcharge to list price and code to model number

| | | |
|----|-------------------------------|----------|
| FR | CA133 Fire Retardant per yard | \$90/yd. |
| MB | Moisture Barrier - per seat | \$125 |

| | | |
|-----|-------------------|------|
| 2FO | Two fabric option | \$98 |
|-----|-------------------|------|

SAMMY LOUNGE

The Sammy is fully upholstered over high resiliency foam on a solid hardwood frame featuring square steel tube legs. Designed for student housing and any public spaces that require long duration seating comfort and greater width and depth.



SAMMY ARM CHAIR



SAMMY OTTOMAN



THREE SEAT SAMMY LOUNGE WITH CHAISE

ORDERING INFORMATION

- | | |
|-----------------|----------------------------|
| 1) Series Name | 4) Fabric Grade and Number |
| 2) Model Number | 5) Powder Coat Leg Color |
| 3) Quantity | 6) Optional Items |

SAMMY LOUNGE SPECIFICATIONS

Frame Construction

Frame assembly is constructed of multi-ply hardwood, with tongue and groove construction. All foam is fully bonded to frame. Seat cushions are 4" graded high resiliency (H.R.) block foam with back 3" (H.R.) foam, covered entirely with special bonded polyester fiber to protect final upholstery. No-sag springs are installed in seat & back along with interlocking helicoil springs to prevent sagging and provide additional lower back and seat support.

Upholstery

Seat and back are covered in choice of fabric, vinyl, crypton, leather or COM. ERG uses only water based glues and adhesives in our upholstery process. Contrasting fabrics are available.

Base

Is assembled using dado construction, glue and screws, with added corner support for each leg. Sammy tubular steel legs are available in standard powder coat colors or optional polished chrome.

Warranty

ERG offers a lifetime warranty on all foam and frames.

COLORS / FINISHES

Leg Finish Colors:

Standard powder coat color choices or optional polished chrome available.

OPTIONS

- CODE: FR - CA133 Fire Retardant.
- CODE: MB - Moisture Barrier.
- CODE: PCL - Polished Chrome Legs
- CODE: WOD - Solid Maple Wood Legs
- CODE: 2FO - Two Fabric Option.
- CODE: 3FO - Three Fabric Option.

Note: Factory installed power/data available, see accessories section for details and pricing.



TWO SEAT LOUNGE WITH ARM CHAIR AND OTTOMAN



ELECTRICAL/DATA



CUP HOLDER

| DIMENSIONS | Arm Chair | Two Seat Lounge | Three Seat Lounge | Three Seat w/Chaise | Ottoman or Bench |
|-----------------|---------------|-----------------|-------------------|---------------------|------------------|
| Inside Width: | 24" | 48" | 72" | 72" | - |
| Seat Depth: | 21" | 21" | 21" | 21" & 45" | 24" |
| Seat Height: | 18" | 18" | 18" | 18" | 18" |
| Arm Height: | 29" | 29" | 29" | 29" | - |
| Overall Depth: | 36" | 36" | 36" | 36" & 60" | 24" |
| Overall Width: | 34" | 58" | 82" | 82" | 24" or 48" |
| Overall Height: | 34" | 34" | 34" | 34" | 18" |
| Qty./Wt.: | 1 ea./68 lbs. | 1 ea./105 lbs. | 1 ea./160 lbs. | 1 ea./185 lbs. | 1 ea./40 lbs. |



TWO SEAT SAMMY LOUNGE


MODEL / DESCRIPTION / LIST PRICING



6401 Arm Chair

COM Yardage: 8.5 Yds. / Seat: 2 Yds. / Back: 1.5 Yds. / Frame: 1.25 Yard / Arms: 3.5 Yds.

| COM | GR1 | GR2 | GR3 | GR4 | GR5 | GR6 | GR7 | GR8 | GR9 | GR10 | LEA |
|--------|--------|--------|--------|--------|--------|--------|--------|--------|--------|--------|--------|
| \$1667 | \$1784 | \$1855 | \$1930 | \$2007 | \$2087 | \$2171 | \$2257 | \$2348 | \$2442 | \$2539 | \$3001 |



6402 Two Seat Lounge Sofa

COM Yardage: 11.5 Yds. / Seat: 4 Yds. / Back: 2.5 Yds. / Frame: 1.5 Yds. / Arms: 3.5 Yds.

| COM | GR1 | GR2 | GR3 | GR4 | GR5 | GR6 | GR7 | GR8 | GR9 | GR10 | LEA |
|--------|--------|--------|--------|--------|--------|--------|--------|--------|--------|--------|--------|
| \$2248 | \$2405 | \$2502 | \$2602 | \$2706 | \$2814 | \$2927 | \$3044 | \$3165 | \$3292 | \$3424 | \$4046 |



6403 Three Seat Lounge Sofa (8 legs)

COM Yardage: 15.25 Yds. / Seat: 6 Yds. / Back: 3.25 Yds. / Frame: 2.5 Yds. / Arms: 3.5 Yds.

| COM | GR1 | GR2 | GR3 | GR4 | GR5 | GR6 | GR7 | GR8 | GR9 | GR10 | LEA |
|--------|--------|--------|--------|--------|--------|--------|--------|--------|--------|--------|--------|
| \$3001 | \$3211 | \$3339 | \$3473 | \$3612 | \$3756 | \$3907 | \$4063 | \$4225 | \$4394 | \$4570 | \$5402 |

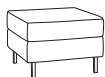


6404R/L Three Seat Lounge Sofa with Chaise

COM Yardage: 17 Yds. / Seat: 7.5 Yds. / Back: 4.5 Yds. / Frame: 3 Yds. / Arms: 3.5 Yds.

| COM | GR1 | GR2 | GR3 | GR4 | GR5 | GR6 | GR7 | GR8 | GR9 | GR10 | LEA |
|--------|--------|--------|--------|--------|--------|--------|--------|--------|--------|--------|--------|
| \$3671 | \$3928 | \$4085 | \$4248 | \$4418 | \$4595 | \$4779 | \$4970 | \$5169 | \$5375 | \$5590 | \$6607 |

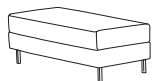
note: specify right or left side for chaise



6405 Ottoman

COM Yardage: 2.5 Yds.

| COM | GR1 | GR2 | GR3 | GR4 | GR5 | GR6 | GR7 | GR8 | GR9 | GR10 | LEA |
|-------|--------|--------|--------|--------|--------|--------|--------|--------|--------|--------|--------|
| \$988 | \$1057 | \$1100 | \$1143 | \$1189 | \$1237 | \$1286 | \$1338 | \$1391 | \$1447 | \$1505 | \$1778 |



6406 Bench

COM Yardage: 4 Yds.

| COM | GR1 | GR2 | GR3 | GR4 | GR5 | GR6 | GR7 | GR8 | GR9 | GR10 | LEA |
|--------|--------|--------|--------|--------|--------|--------|--------|--------|--------|--------|--------|
| \$1435 | \$1536 | \$1597 | \$1661 | \$1728 | \$1797 | \$1869 | \$1943 | \$2021 | \$2102 | \$2186 | \$2584 |

OPTIONS

Add upcharge to list price and code to model number

| | | |
|-----|--------------------------------|--------------|
| FR | CA133 Fire Retardant per yard. | \$90/yd. |
| MB | Moisture Barrier - per seat | \$125 |
| PCL | Polished chrome leg | \$17 per leg |
| 2FO | Two Fabric Option | \$98 |

| | | |
|-----|-----------------------|-------|
| 3FO | Three Fabric Option | \$148 |
| CUP | Plastic Cup Holder | \$95 |
| WOD | Solid Maple Wood Legs | \$24 |

SYMPHONY LOUNGE

The Symphony Lounge is a perfect fit for Hotel lobbies and lounge settings. A traditional lounge with a combination of contemporary and traditional styling, the Symphony features curved arms and classic comfort. Designed to add character to any lobby, it can be used as a vignette in public seating areas with its elegant occasional tables and contrasting fabric designs.



SYMPHONY ARM CHAIR



SYMPHONY TALL ARM CHAIR

ORDERING INFORMATION

To Order Please Specify:

- | | |
|------------------------|--------------------------------|
| 1) Series Name | 5) Wood Leg Stain Color |
| 2) Model Number | 6) Metal Leg Powder Coat Color |
| 3) Metal or Wood Frame | 7) Fabric Grade & Number |
| 4) Quantity | 8) Optional Items |

SYMPHONY GENERAL SPECIFICATIONS

Frame Construction

Frame assembly is constructed of multi-ply hardwood, with tongue and groove construction. All foam is fully bonded to frame. Seat cushions are 3" graded high resiliency (H.R.) block foam, covered entirely with special bonded polyester fiber to protect final upholstery. No-sag springs are installed in seat and back along with interlocking helicoil springs to prevent sagging and provide additional lower back and seat support.

Upholstery

ERG uses only water based glues and adhesives in our upholstery process. Seat and back are covered in choice of fabric, vinyl, crypton, leather or COM. Contrasting fabrics are available.

Wood Legs

Wood legs are 2.5" square and 8.5" tall tapered Hardrock maple wood.

Metal Legs

Symphony metal legs are .75" x 1.5" diameter, 14 gauge steel tubing with laser cut steel tapered plates braze welded.

Glides

Legs have black nylon glides installed.

COLORS / FINISHES

Wood Frame Finish Colors:

All transparent wood stain colors available.

Metal Frame Finish Colors

Standard powder coat colors available.

OPTIONS

- CODE: FR - CA133 Fire Retardant.
- CODE: MB - Moisture Barrier.
- CODE: QD - Quad Tufted Seat Design.
- CODE: VD - V-Pattern Seat Design.
- CODE: PIP - Piping horizontally and vertically. For COM yardage add .25 yard.
- CODE: 2FO - Two Fabric Option.
- CODE: 3FO - Three Fabric Option.

OPTIONS


Symphony offers two different style bases and legs with either regular or tall back lounges and arm chairs

1.) All Wood Frame

2.) All Metal Frame



Coordinate with Symphony Occasional Tables, Symphony Banquettes and Symphony Settees...




SAME PRICE FOR METAL OR WOOD FRAME

UPHOLSTERY OPTIONS


Two Fabric Option:

When seat and arms are upholstered in 2 different fabrics of your choice, add Code: 2FO to model number.




Three Fabric Option

When seat, back and arms are upholstered in 3 different fabrics of your choice, add Code: 3FO to model number.





Quad Tufted Seat Design

Tufted Seat using approved fabric. Add Code: QD to model number.




V-Pattern 2-TSingle Seat

V-pattern on seat. Add Code: VD to model number.



Piping

Horizontal piping on front and top and vertical on back where applicable. Add Code: PIP to model number.



| DIMENSIONS | Single Seat | Two Seat | Three Seat |
|----------------|---------------|----------------|----------------|
| Seat Width: | 23" | 46" | 70" |
| Seat Depth: | 20" | 20" | 20" |
| Seat Height: | 18.5" | 18.5" | 18.5" |
| Back Height: | 36.5" | 36.5" | 36.5" |
| Overall Width: | 27" | 50.5" | 74.5" |
| Overall Depth: | 24.5" | 24.5" | 24.5" |
| Qty./Wt.: | 1 ea./50 lbs. | 1 ea./110 lbs. | 1 ea./135 lbs. |



TWO SEAT LOUNGE


MODEL / DESCRIPTION / LIST PRICING



4950 Arm Chair

COM Yardage: 6.75 Yds. / Back: 2 Yds. / Seat: 2 Yds. / Arms: 2.75 Yds.


| COM | GR1 | GR2 | GR3 | GR4 | GR5 | GR6 | GR7 | GR8 | GR9 | GR10 | LEA |
|--------|--------|--------|--------|--------|--------|--------|--------|--------|--------|--------|--------|
| \$1965 | \$2102 | \$2186 | \$2274 | \$2365 | \$2459 | \$2557 | \$2660 | \$2766 | \$2877 | \$2992 | \$3536 |



4952 Two Seat Lounge

COM Yardage: 7.75 Yds. / Back: 3 Yds. / Seat: 2 Yds. / Arms: 2.75 Yds.

| COM | GR1 | GR2 | GR3 | GR4 | GR5 | GR6 | GR7 | GR8 | GR9 | GR10 | LEA |
|--------|--------|--------|--------|--------|--------|--------|--------|--------|--------|--------|--------|
| \$2750 | \$2942 | \$3060 | \$3183 | \$3310 | \$3442 | \$3580 | \$3723 | \$3872 | \$4027 | \$4188 | \$4950 |



4954 Three Seat Lounge

COM Yardage: 10.25 Yds. / Back: 4.5 Yds. / Seat: 3 Yds. / Arms: 2.75 Yds.

| COM | GR1 | GR2 | GR3 | GR4 | GR5 | GR6 | GR7 | GR8 | GR9 | GR10 | LEA |
|--------|--------|--------|--------|--------|--------|--------|--------|--------|--------|--------|--------|
| \$3928 | \$4203 | \$4371 | \$4546 | \$4728 | \$4917 | \$5114 | \$5318 | \$5531 | \$5752 | \$5982 | \$7070 |

OPTIONS

Add upcharge to list price and code to model number

| | | |
|-----|--|----------|
| FR | CA133 Fire Retardant per yard | \$90/yd. |
| MB | Moisture Barrier - per seat | \$125 |
| 2FO | Two fabric option | \$98 |
| 3FO | Three fabric option - add to highest grade | \$148 |

| | | |
|-----|--|-------|
| QD | Quad Tufted Seat Design | \$159 |
| VD | V-Pattern Seat Design | \$59 |
| PIP | Accent Piping - per seat. Add 0.25 yd. COM | \$59 |

| DIMENSIONS | Single Seat | Two Seat | Three Seat |
|----------------|---------------|----------------|----------------|
| Seat Width: | 23" | 46" | 70" |
| Seat Depth: | 20" | 20" | 20" |
| Seat Height: | 18.5" | 18.5" | 18.5" |
| Back Height: | 48" | 48" | 48" |
| Overall Width: | 27" | 50.5" | 74.5" |
| Overall Depth: | 24.5" | 24.5" | 24.5" |
| Qty./Wt.: | 1 ea./50 lbs. | 1 ea./110 lbs. | 1 ea./135 lbs. |



TWO SEAT TALL-BACK LOUNGE

MODEL / DESCRIPTION / LIST PRICING



4960 Tall Back Arm Chair

COM Yardage: 7.5 Yds. / Back: 2.50 Yds. / Seat: 1.5 Yds. / Arms: 4.5 Yds.


| COM | GR1 | GR2 | GR3 | GR4 | GR5 | GR6 | GR7 | GR8 | GR9 | GR10 | LEA |
|--------|--------|--------|--------|--------|--------|--------|--------|--------|--------|--------|--------|
| \$2211 | \$2366 | \$2461 | \$2559 | \$2662 | \$2768 | \$2879 | \$2994 | \$3114 | \$3238 | \$3368 | \$3980 |



4962 Two Seat Tall Back Lounge

COM Yardage: 12.5 Yds. / Back: 4.5 Yds. / Seat: 4 Yds. / Arms: 4 Yds.

| COM | GR1 | GR2 | GR3 | GR4 | GR5 | GR6 | GR7 | GR8 | GR9 | GR10 | LEA |
|--------|--------|--------|--------|--------|--------|--------|--------|--------|--------|--------|--------|
| \$3130 | \$3349 | \$3483 | \$3622 | \$3767 | \$3918 | \$4075 | \$4238 | \$4407 | \$4584 | \$4767 | \$5634 |



4964 Three Seat Tall Back Lounge

COM Yardage: 12 Yds. / Back: 5 Yds. / Seat: 3 Yds. / Arms: 4 Yds.

| COM | GR1 | GR2 | GR3 | GR4 | GR5 | GR6 | GR7 | GR8 | GR9 | GR10 | LEA |
|--------|--------|--------|--------|--------|--------|--------|--------|--------|--------|--------|--------|
| \$4423 | \$4732 | \$4921 | \$5118 | \$5323 | \$5536 | \$5757 | \$5988 | \$6227 | \$6476 | \$6735 | \$7961 |

OPTIONS

Add upcharge to list price and code to model number

| | | |
|-----|-------------------------------|----------|
| FR | CA133 Fire Retardant per yard | \$90/yd. |
| MB | Moisture Barrier - per seat | \$125 |
| 2FO | Two fabric option | \$98 |
| 3FO | Three fabric option | \$148 |

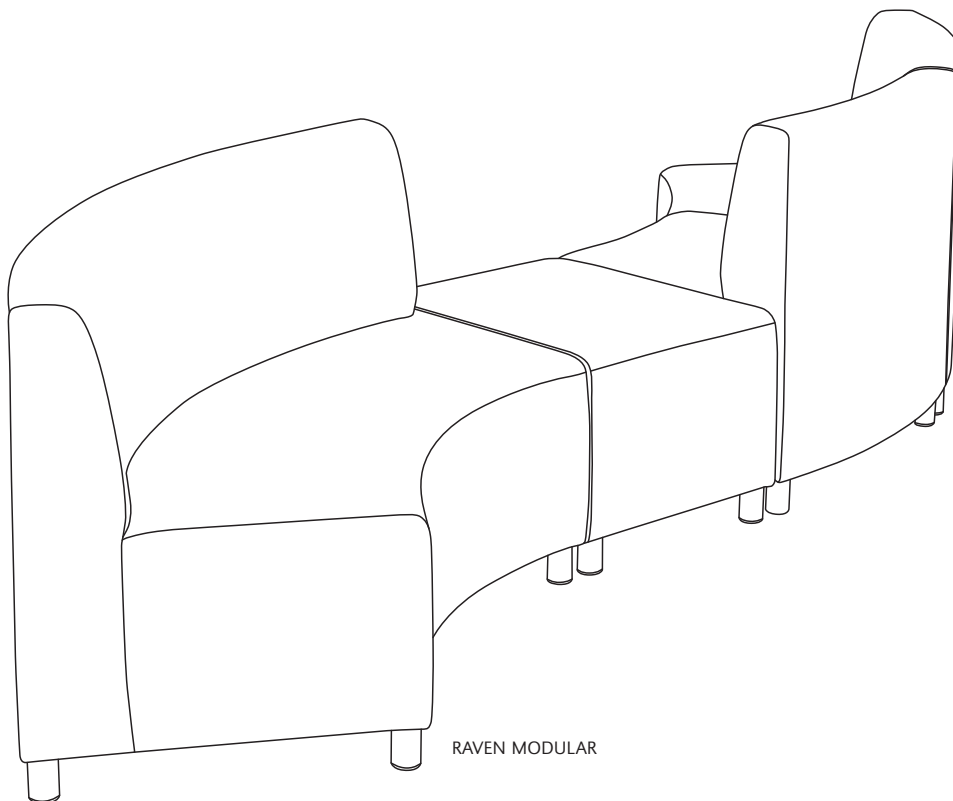
| | | |
|-----|--|-------|
| QD | Quad Tufted Seat Design | \$159 |
| VD | V-Pattern Seat Design | \$59 |
| PIP | Accent Piping - per seat. Add 0.25 yd. COM | \$59 |

Let ERG International help you in the decision making!

We gladly provide seating for:


- Waiting Areas
- Medical Facilities
- Interactive Work Areas
- Public Seating
- Corporate Lounge
- Collaborative Work Areas

| | |
|---------------------|-----|
| Connos..... | 336 |
| Gilia | 373 |
| Kate | 381 |
| Malibu | 396 |
| Raven | 422 |
| Rola | 435 |
| Roxby Modular | 439 |



CONNOS CLUSTER SEATING TABLE OF CONTENTS

| | | | |
|--|-----|---|-----|
| Specifications | 337 | 30" Round Table Pricing | 352 |
| Tabouret Pricing | 338 | End Table Pricing | 353 |
| Vertical Tablet Arm Tabouret Pricing | 339 | Options | 354 |
| Diagonal Tablet Arm Tabouret Pricing | 340 | Tufting Design Options | 355 |
| Two Seat Bench Pricing | 341 | Decorative Ganging | 356 |
| Three Seat Bench Pricing | 342 | Decorative Ganging | 357 |
| Cluster Component Pricing | 343 | Multiple Fabric Placement Diagram | 358 |
| Star Grande Component Pricing | 344 | Model overview | 359 |
| Arc Unit Pricing | 345 | Overall Dimensions | 340 |
| Corner Pricing | 347 | Star Grande Dimensions | 361 |
| Bench w/ Online Table Pricing | 348 | Configurations/Sample Pricing/ Overall Dimensions . . | 362 |
| End Table Pricing | 349 | Cluster Configurations | 363 |
| 24" Round Table Pricing | 351 | | |




Connos Cluster Seating and ERG Furniture Can Enhance Your Environment



CONNOS CLUSTER SEATING

Connos features comfortable seating with a geometric layout. Each bench configuration can be extended at any time.



STAR CENTER CONFIGURATION
Configuration consists of 3 pieces:
Qty. Description
2 - 7410 Star
1 - 7408 3 seat bench
2 - 7433 Flat Ganging

ORDERING INFORMATION

- | | |
|--------------------------|----------------------------------|
| 1) Series Name | 5) Optional Items |
| 2) Model Number | 6) Tufting |
| 3) Quantity | 7) Ganging |
| 4) Fabric Grade & Number | 8) Specify Laminate or Stain Top |

CONNOS SPECIFICATIONS

Upholstery

Seat is covered in choice of fabric, vinyl, crypton, leather or COM. ERG uses only water based glues and adhesives in our upholstery process.

Frame Construction

Frame made out of hardwood with flexible webbing installed on seat for added support and soft sit. Frame is machine screwed to wood frame for durability.

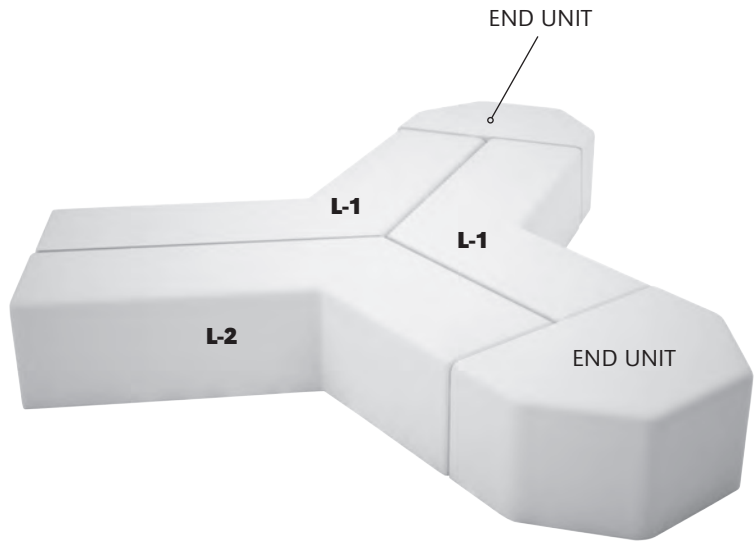
Power / Data

Units are available with cove or flush units offering power data and usb charging. Please consult with your network administrator and ERG Customer Service.

Factory installed power/data available, see accessories section for details and pricing

Glides

Each unit comes with 4 adjustable 1.75" polyvinyl glides.



STAR
Configuration consists of 3 pieces + end units:
Qty. Description
2 - **L-1** Angle Unit
1 - **L-2** Angle Unit
2 - 7411 Upholstered End Unit
5 - 7433 Flat Ganging

TABLET SHAPES

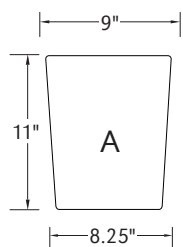
Choose from 2 Tablet Shapes:

Tablets for Connos modular series are available in 2 shapes shown and specify A or B and left or right (outside tablet) when ordering.

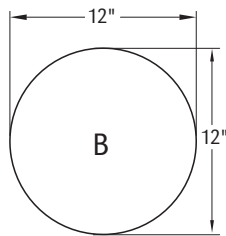
Example: Model Number - (A) Left - this would be a fixed shape A tablet on the left side (when seated).

Solid Surface

Stock solid surface top is available in:
Wilsonart Solid Surface Coconut
Corian Bronzite.



TRAPEZOID



ROUND

Choice of Vertical or Diagonal fixed blade tablet arm.
Select Laminate or Solid Surface Tablet Top
2 tablet shape options available: Trapezoid and Round.
Tablet height is 27" from the floor.




Vertical Arm



Diagonal Arm

- Tablet orders of 5 or less - choice of 3 standard laminate colors: Wilsonart Black or Frosty White and Nevamar Silver Alu Metalx.
- Tablet orders of 6 or more - any choice standard laminate colors.
- Optional Solid Surface available. Optional Solid Surface available.
- Vertical blade tablet arm available only for this model.




Cove Power/Data/USB

Factory installed power/data available, see accessories section for details and pricing



1.75" Dia. Glide



3" Locking Casters



Decorative Ganging Bracket



Flat Ganging Bracket

NOTE: Decorative ganging devices used for straight configurations only

NOTE: Flat ganging devices used for curve and straight configurations

OPTIONS

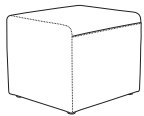
- CODE: FR - CA133 Fire Retardant.
- CODE: MB - Moisture Barrier.
- CODE: TABF-(_) - Fixed Laminate Tablet - outside or between two modular units (specify tablet shape A or B)
- CODE: SST - Solid Surface Top
- CODE: TF1 - Tufting - single seat
- CODE: TF2 - Tufting - two seat
- CODE: TF3 - Tufting - three seat
- CODE: TFE - Tufting - end unit
- CODE: TFL-1 - Tufting - L-1 Corner
- CODE: TFL-2 - Tufting - L-2 Corner
- CODE: LAM5 - Non-standard laminate for 5 or less tablets see options for upcharge

| DIMENSIONS | Sq. Tabouret | Mobile Sq. Tabouret |
|----------------------|---------------|---------------------|
| Overall Width: | 21" | 21" |
| Overall Depth: | 20" | 20" |
| Seat Height: | 18" | 18" |
| Qty./Wt. per carton: | 1 ea./18 lbs. | 1 ea./26 lbs. |



SQUARE TABOURET

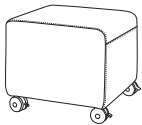
MODEL / DESCRIPTION / LIST PRICING



7400 Square Tabouret (no casters)

COM Yardage: 2Yds. / Top: 2.25 Yd. / Base: 1.5 Yd.

| COM | GR1 | GR2 | GR3 | GR4 | GR5 | GR6 | GR7 | GR8 | GR9 | GR10 | LEA |
|-------|-------|-------|-------|--------|--------|--------|--------|--------|--------|--------|--------|
| \$861 | \$921 | \$958 | \$996 | \$1036 | \$1078 | \$1121 | \$1166 | \$1212 | \$1261 | \$1311 | \$1550 |



7401 Mobile Square Tabouret (w/ casters)

COM Yardage: 2.25 Yds. / Top: .75 Yd. / Base: 1.5 Yd.

| COM | GR1 | GR2 | GR3 | GR4 | GR5 | GR6 | GR7 | GR8 | GR9 | GR10 | LEA |
|-------|--------|--------|--------|--------|--------|--------|--------|--------|--------|--------|--------|
| \$958 | \$1025 | \$1066 | \$1108 | \$1153 | \$1199 | \$1247 | \$1296 | \$1348 | \$1402 | \$1458 | \$1724 |



MOBILE SQUARE TABOURET

OPTIONS

Add upcharge to list price and code to model number

| | | |
|----|-------------------------------------|----------|
| FR | CA133 Fire Retardant per yard | \$90/yd. |
| MB | Moisture Barrier on seat - per seat | \$90 |

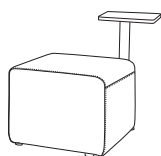
| | | |
|-----|-----------------------|-------|
| 2FO | Two Fabric Option | \$98 |
| TF1 | Tufting - single seat | \$189 |

| DIMENSIONS | Sq. Tabouret outside vert tablet arm | Mobile Sq. Tabouret outside vertical tablet arm |
|----------------------|--------------------------------------|---|
| Overall Width: | 21" | 21" |
| Overall Depth: | 25" | 25" |
| Tablet Height: | - | 27" |
| Seat Height: | 18" | 18" |
| Qty./Wt. per carton: | 1 ea./22 lbs. | 1 ea./22 lbs. |



MOBILE SQUARE TABOURET
W/ VERTICAL TABLET ARM

MODEL / DESCRIPTION / LIST PRICING



7402 Square Tabouret outside vertical tablet arm (no casters) COM Yardage: 2.25 Yds. / Top: .75 Yd. / Base: 1.5 Yd.

| COM | GR1 | GR2 | GR3 | GR4 | GR5 | GR6 | GR7 | GR8 | GR9 | GR10 | LEA |
|--------|--------|--------|--------|--------|--------|--------|--------|--------|--------|--------|--------|
| \$1271 | \$1359 | \$1414 | \$1470 | \$1529 | \$1590 | \$1654 | \$1720 | \$1789 | \$1860 | \$1935 | \$2287 |



7403 Mobile Square Tabouret outside vertical tablet arm (w/ casters) COM Yardage: 2.25 Yds. / Top: .75 Yd. / Base: 1.5 Yd.

| COM | GR1 | GR2 | GR3 | GR4 | GR5 | GR6 | GR7 | GR8 | GR9 | GR10 | LEA |
|--------|--------|--------|--------|--------|--------|--------|--------|--------|--------|--------|--------|
| \$1364 | \$1459 | \$1518 | \$1579 | \$1642 | \$1707 | \$1776 | \$1847 | \$1921 | \$1997 | \$2077 | \$2455 |

TABLET SHAPES

Choose from 3 Tablet Shapes::

Tablets for all modular series are available in 3 shapes, choose from the three shapes shown and specify; A, B or C and left or right (outside tablet) when ordering. Example: TABF-(A) Left - this would be a fixed shape A tablet on the left side (when seated).

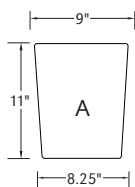
Optional Solid Surface available.

Note:

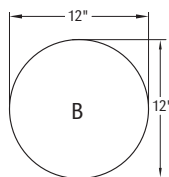
- Tablet orders of 5 or less - choice of 3 standard laminate colors: Wilsonart Black or Frosty White and Nevamar Silver Alu Metalx.
- Tablet orders of 6 or more - any choice standard laminate colors.

Select from Laminate or Solid Surface Tablet Top
2 tablet shape options available:
Trapezoid and Round.

Tablet height is 27" from the floor.



TRAPEZOID



ROUND



Vertical Arm



Diagonal Arm

OPTIONS

Add upcharge to list price and code to model number

| | | |
|-----|---|----------|
| FR | CA133 Fire Retardant per yard | \$90/yd. |
| MB | Moisture Barrier on seat - per seat | \$90 |
| SST | Solid Surface Tablet Arm - add to tablet option | \$175 |

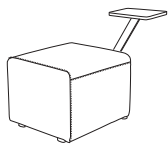
| | | |
|------|---|------------------|
| 2FO | Two Fabric Option | \$98 |
| TF1 | Tufting - single seat | \$189 |
| LAM5 | Non-standard laminate (5 tablets or less) | \$250 ea. tablet |

| DIMENSIONS | Sq. Tabouret outside diagonal tablet arm | Mobile Sq. Tabouret outside diagonal tablet arm |
|----------------------|--|---|
| Overall Width: | 21" | 21" |
| Overall Depth: | 25" | 25" |
| Tablet Height: | - | 27" |
| Seat Height: | 18" | 18" |
| Qty./Wt. per carton: | 1 ea./18 lbs. | 1 ea./22 lbs. |



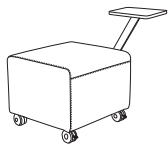
MOBILE SQUARE TABOURET
W/ DIAGONAL TABLET ARM

MODEL / DESCRIPTION / LIST PRICING



7404 Square Tabouret outside diagonal tablet arm (no casters) COM Yardage: 2.25 Yds. / Top: .75 Yd. / Base: 1.5 Yd.

| COM | GR1 | GR2 | GR3 | GR4 | GR5 | GR6 | GR7 | GR8 | GR9 | GR10 | LEA |
|--------|--------|--------|--------|--------|--------|--------|--------|--------|--------|--------|--------|
| \$1355 | \$1449 | \$1507 | \$1568 | \$1630 | \$1695 | \$1763 | \$1834 | \$1907 | \$1983 | \$2063 | \$2438 |



7405 Mobile Square Tabouret outside diagonal tablet arm (w/ casters) COM Yardage: 2.25 Yds. / Top: .75 Yd. / Base: 1.5 Yd.

| COM | GR1 | GR2 | GR3 | GR4 | GR5 | GR6 | GR7 | GR8 | GR9 | GR10 | LEA |
|--------|--------|--------|--------|--------|--------|--------|--------|--------|--------|--------|--------|
| \$1460 | \$1562 | \$1624 | \$1689 | \$1757 | \$1827 | \$1900 | \$1976 | \$2055 | \$2137 | \$2223 | \$2627 |

TABLET SHAPES

Choose from 3 Tablet Shapes::

Tablets for all modular series are available in 3 shapes, choose from the three shapes shown and specify; A, B or C and left or right (outside tablet) when ordering. Example: TABF-(A) Left - this would be a fixed shape A tablet on the left side (when seated).

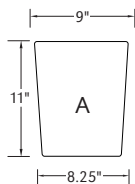
Optional Solid Surface available.

Note:

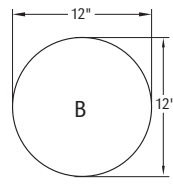
- Tablet orders of 5 or less - choice of 3 standard laminate colors: Wilsonart Black or Frosty White and Nevamar Silver Alu Metalx.
- Tablet orders of 6 or more - any choice standard laminate colors.

Select from Laminate or Solid Surface Tablet Top
2 tablet shape options available:
Trapezoid and Round.

Tablet height is 27" from the floor.



TRAPEZOID



ROUND



Vertical Arm



Diagonal Arm

OPTIONS

Add upcharge to list price and code to model number

| | | |
|-----|---|----------|
| FR | CA133 Fire Retardant per yard | \$90/yd. |
| MB | Moisture Barrier on seat - per seat | \$90 |
| SST | Solid Surface Tablet Arm - add to tablet option | \$175 |

| | | |
|------|---|------------------|
| 2FO | Two Fabric Option | \$98 |
| TF1 | Tufting - single seat | \$189 |
| LAM5 | Non-standard laminate (5 tablets or less) | \$250 ea. tablet |

| DIMENSIONS | Two seat bench | Two seat bench outside vertical tablet arms |
|----------------------|----------------|---|
| Overall Width: | 42" | 56" |
| Overall Depth: | 20" | 20" |
| Tablet Height: | - | 27" |
| Seat Height: | 18" | 18" |
| Qty./Wt. per carton: | 1 ea./42 lbs. | 1 ea./45 lbs. |

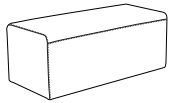


TWO SEAT BENCH



TWO SEAT BENCH / TWO OUTSIDE VERTICAL TABLET ARMS / TRAPEZOID SHAPE TABLETS

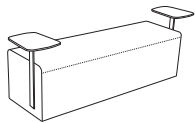
MODEL / DESCRIPTION / LIST PRICING



7406 Two seat bench

COM Yardage: 3.75 Yds. / Top: 1.5 Yds. / Base: 2.25 Yds..

| COM | GR1 | GR2 | GR3 | GR4 | GR5 | GR6 | GR7 | GR8 | GR9 | GR10 | LEA |
|--------|--------|--------|--------|--------|--------|--------|--------|--------|--------|--------|--------|
| \$1295 | \$1385 | \$1441 | \$1498 | \$1558 | \$1621 | \$1685 | \$1753 | \$1823 | \$1896 | \$1972 | \$2330 |



7407 Two seat bench w/ two outside vertical tablet arms

COM Yardage: 3.75 Yds. / Top: 1.5 Yds. / Base: 2.25 Yds..

| COM | GR1 | GR2 | GR3 | GR4 | GR5 | GR6 | GR7 | GR8 | GR9 | GR10 | LEA |
|--------|--------|--------|--------|--------|--------|--------|--------|--------|--------|--------|--------|
| \$1914 | \$2048 | \$2130 | \$2215 | \$2304 | \$2396 | \$2492 | \$2592 | \$2695 | \$2803 | \$2915 | \$3445 |

TABLET SHAPES

Choose from 2 Tablet Shapes:

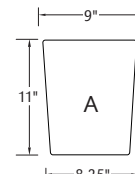
Tablets for Connos modular series are available in 2 shapes trapezoid or round. Specify A (trapezoid) or B (round)

- Tablet orders of 5 or less - choice of 3 standard laminate colors: Wilsonart Black or Frosty White and Nevamar Silver Alu Metalx.
- Tablet orders of 6 or more - any choice standard laminate colors.
- Optional Solid Surface available. Optional Solid Surface available.
- Vertical blade tablet arm available only for this model.

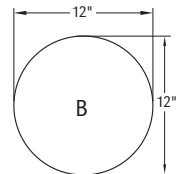
Tablet height is 27" from the floor.



Vertical Arm



TRAPEZOID



ROUND

OPTIONS

Add upcharge to list price and code to model number

| | | |
|-----|---|----------|
| FR | CA133 Fire Retardant per yard | \$90/yd. |
| MB | Moisture Barrier on seat - per seat | \$90 |
| SST | Solid Surface Tablet Arm - add to tablet option | \$175 |

| | | |
|------|---|------------------|
| 2FO | Two Fabric Option | \$98 |
| TF2 | Tufting - two seat | \$340 |
| LAM5 | Non-standard laminate (5 tablets or less) | \$250 ea. tablet |

| DIMENSIONS | Three seat bench | Three seat bench outside vertical tablet arms |
|----------------------|------------------|---|
| Overall Width: | 64" | 78" |
| Overall Depth: | 20" | 20" |
| Tablet Height: | - | 27" |
| Seat Height: | 18" | 18" |
| Qty./Wt. per carton: | 1 ea./42 lbs. | 1 ea./45 lbs. |

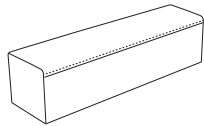


THREE SEAT BENCH



THREE SEAT BENCH / 2 OUTSIDE TABLET ARMS
/ ROUND TABLET TOPS

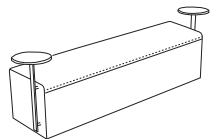
MODEL / DESCRIPTION / LIST PRICING



7408 Three Seat Bench

COM Yardage: 4.5 Yds. / Top: 2 Yds. / Base: 2.5 Yds..

| COM | GR1 | GR2 | GR3 | GR4 | GR5 | GR6 | GR7 | GR8 | GR9 | GR10 | LEA |
|--------|--------|--------|--------|--------|--------|--------|--------|--------|--------|--------|--------|
| \$1538 | \$1646 | \$1712 | \$1780 | \$1851 | \$1926 | \$2003 | \$2083 | \$2166 | \$2253 | \$2343 | \$2769 |



7409 Three Seat Bench W/ 2 Outside Vertical Tablet Arms

COM Yardage : 4.5 Yds. / Top: 2 Yds. / Base: 2.5 Yds..

| COM | GR1 | GR2 | GR3 | GR4 | GR5 | GR6 | GR7 | GR8 | GR9 | GR10 | LEA |
|--------|--------|--------|--------|--------|--------|--------|--------|--------|--------|--------|--------|
| \$2270 | \$2429 | \$2526 | \$2627 | \$2732 | \$2842 | \$2955 | \$3073 | \$3196 | \$3324 | \$3457 | \$4086 |

ARM DETAIL

Arm Detail

Tablet Arms for Connos are available in diagonal and vertical. Tablet arms for the Connos series are spaced to accentuate the sleek thin blade arm.

- Tablet orders of 5 or less - choice of 3 standard laminate colors: Wilsonart Black or Frosty White and Nevamar Silver Alu Metalx.
- Tablet orders of 6 or more - any choice standard laminate colors
- Optional Solid Surface available. Optional Solid Surface available.
- Vertical blade tablet arm available only for this model.

Tablet height is 27" from the floor.



OPTIONS

Add upcharge to list price and code to model number

| | | |
|-----|---|----------|
| FR | CA133 Fire Retardant per yard | \$90/yd. |
| MB | Moisture Barrier on seat - per seat | \$90 |
| SST | Solid Surface Tablet Arm - add to tablet option | \$175 |

| | | |
|------|---|------------------|
| 2FO | Two Fabric Option | \$98 |
| TF3 | Tufting - three seat | \$486 |
| LAM5 | Non-standard laminate (5 tablets or less) | \$250 ea. tablet |

| DIMENSIONS | Star | Upholstered End Unit |
|----------------------|---------------|----------------------|
| Overall Width: | 48" | 41" |
| Overall Depth: | 55" | 20" |
| Seat Height: | 18" | 18" |
| Qty./Wt. per carton: | 1 ea./40 lbs. | 1 ea./40 lbs. |

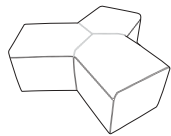


STAR



UPHOLSTERED END UNIT

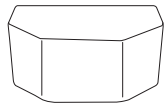
MODEL / DESCRIPTION / LIST PRICING



7410 Star (One piece construction)

COM Yardage: 3.5 Yds. / Top: 1.5 Yd. / Base: 2 Yds.

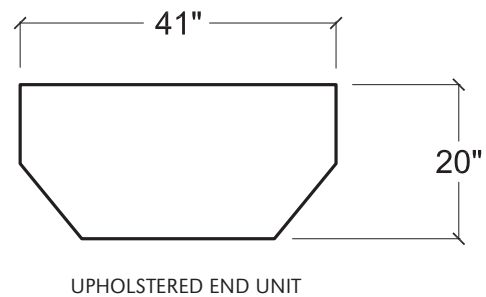
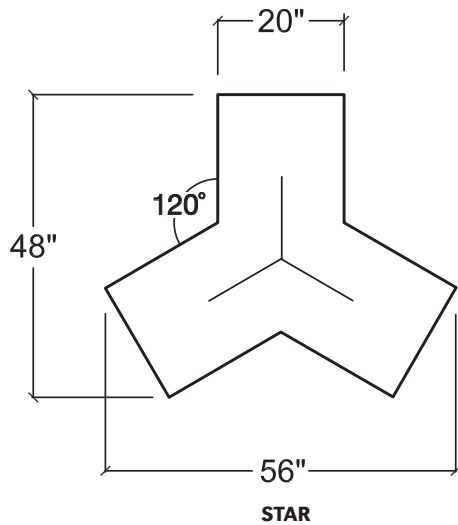
| COM | GR1 | GR2 | GR3 | GR4 | GR5 | GR6 | GR7 | GR8 | GR9 | GR10 | LEA |
|--------|--------|--------|--------|--------|--------|--------|--------|--------|--------|--------|--------|
| \$3589 | \$3840 | \$3994 | \$4153 | \$4320 | \$4492 | \$4672 | \$4859 | \$5053 | \$5255 | \$5466 | \$6460 |



7411 Upholstered End Unit

COM Yardage: 3 Yds. / Top: 1 Yd. / Base: 2 Yds.

| COM | GR1 | GR2 | GR3 | GR4 | GR5 | GR6 | GR7 | GR8 | GR9 | GR10 | LEA |
|--------|--------|--------|--------|--------|--------|--------|--------|--------|--------|--------|--------|
| \$1573 | \$1683 | \$1750 | \$1820 | \$1893 | \$1969 | \$2048 | \$2130 | \$2215 | \$2303 | \$2395 | \$2831 |



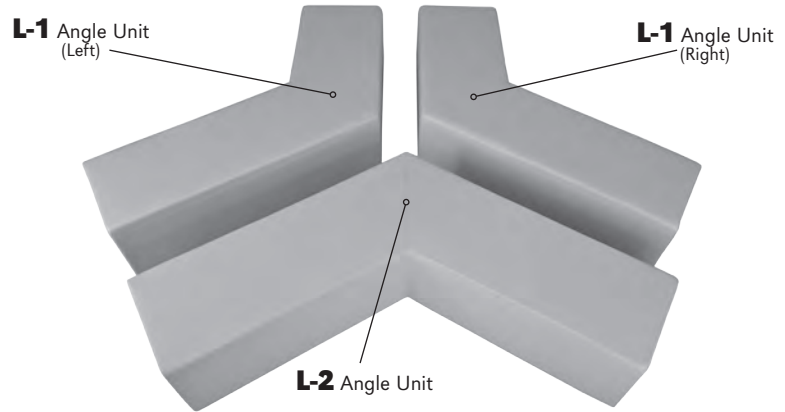
OPTIONS

Add upcharge to list price and code to model number

| | | |
|----|-------------------------------------|----------|
| FR | CA133 Fire Retardant per yard | \$90/yd. |
| MB | Moisture Barrier on seat - per seat | \$90 |

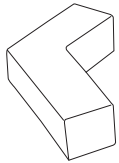
| | | |
|-----|--------------------|-------|
| 2FO | Two Fabric Option | \$98 |
| TFE | Tufting - End Unit | \$340 |

| DIMENSIONS | L-1 Angle Unit | L-2 Angle Unit |
|----------------------|----------------|----------------|
| Overall Width: | 70" | 97" |
| Overall Depth: | 20" | 20" |
| Seat Height: | 18" | 18" |
| Qty./Wt. per carton: | 1 ea./50 lbs. | 1 ea./55 lbs. |



STAR GRANDE

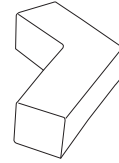
MODEL / DESCRIPTION / LIST PRICING



7412L L-1 Angle Unit (Left)

COM Yardage: 6.5 Yds. / Top: 2.5 Yds. / Base: 4 Yds.

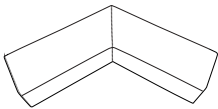
| COM | GR1 | GR2 | GR3 | GR4 | GR5 | GR6 | GR7 | GR8 | GR9 | GR10 | LEA |
|--------|--------|--------|--------|--------|--------|--------|--------|--------|--------|--------|--------|
| \$2868 | \$3068 | \$3191 | \$3319 | \$3451 | \$3589 | \$3733 | \$3882 | \$4038 | \$4199 | \$4367 | \$5162 |



7412R L-1 Angle Unit (Right)

COM Yardage: 6.5 Yds. / Top: 2.5 Yds. / Base: 4 Yds.

| COM | GR1 | GR2 | GR3 | GR4 | GR5 | GR6 | GR7 | GR8 | GR9 | GR10 | LEA |
|--------|--------|--------|--------|--------|--------|--------|--------|--------|--------|--------|--------|
| \$2868 | \$3068 | \$3191 | \$3319 | \$3451 | \$3589 | \$3733 | \$3882 | \$4038 | \$4199 | \$4367 | \$5162 |




7413 L-2 Angle Unit

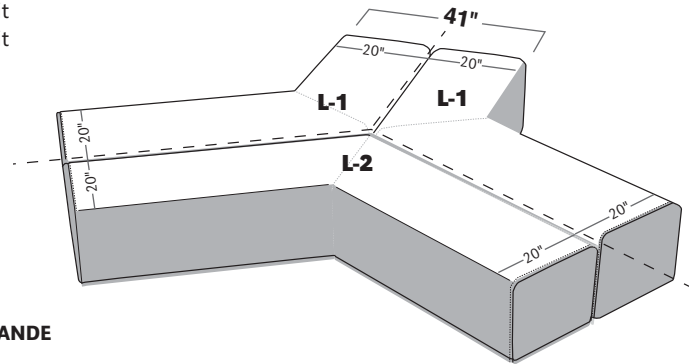
COM Yardage: 6.5 Yds. / Top: 2.5 Yds. / Base: 4 Yds.

| COM | GR1 | GR2 | GR3 | GR4 | GR5 | GR6 | GR7 | GR8 | GR9 | GR10 | LEA |
|--------|--------|--------|--------|--------|--------|--------|--------|--------|--------|--------|--------|
| \$3422 | \$3661 | \$3808 | \$3960 | \$4119 | \$4283 | \$4455 | \$4633 | \$4818 | \$5011 | \$5211 | \$6160 |

Star Grande consists of 3 pieces:
2 - L-1 Angle Unit
1 - L-2 Angle Unit



STAR GRANDE



NOTE: For overall angle unit dimensions please refer to page 11.

OPTIONS

Add upcharge to list price and code to model number

| | | |
|-----|-------------------------------------|----------|
| FR | CA133 Fire Retardant per yard | \$90/yd. |
| MB | Moisture Barrier on seat - per seat | \$90 |
| 2FO | Two Fabric Option | \$98 |

| | | |
|-------|--------------------------|-------|
| TFL-1 | Tufting - L-1 Angle Unit | \$590 |
| TFL-2 | Tufting - L-2 Angle Unit | \$650 |

| DIMENSIONS | 30° Arc | 45° Arc |
|----------------------|---------------|---------------|
| Overall Width: | 26.5" | 33" |
| Overall Depth: | 20" | 20" |
| Seat Height: | 18" | 18" |
| Qty./Wt. per carton: | 1 ea./35 lbs. | 1 ea./40 lbs. |



30° ARC

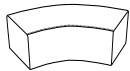
MODEL / DESCRIPTION / LIST PRICING



7414 30° Arc

COM Yardage: 2.25 Yds. / Top: 1 Yd. / Base: 1.25 Yds.

| COM | GR1 | GR2 | GR3 | GR4 | GR5 | GR6 | GR7 | GR8 | GR9 | GR10 | LEA |
|-------|-------|--------|--------|--------|--------|--------|--------|--------|--------|--------|--------|
| \$921 | \$985 | \$1025 | \$1066 | \$1108 | \$1153 | \$1199 | \$1247 | \$1297 | \$1348 | \$1402 | \$1658 |



7415 45° Arc

COM Yardage: 3.5 Yds. / Top: 1.75 Yds. / Base: 1.75 Yds.

| COM | GR1 | GR2 | GR3 | GR4 | GR5 | GR6 | GR7 | GR8 | GR9 | GR10 | LEA |
|--------|--------|--------|--------|--------|--------|--------|--------|--------|--------|--------|--------|
| \$1247 | \$1335 | \$1388 | \$1444 | \$1501 | \$1561 | \$1624 | \$1689 | \$1756 | \$1827 | \$1900 | \$2245 |



45° ARC

- NOTE:
- Tufting not available on curved and corner units.
 - Decorative ganging not applicable to curved units.

OPTIONS

Add upcharge to list price and code to model number

| | | | | | |
|----|-------------------------------------|----------|-----|-------------------|------|
| FR | CA133 Fire Retardant per yard | \$90/yd. | 2FO | Two Fabric Option | \$98 |
| MB | Moisture Barrier on seat - per seat | \$90 | | | |

| DIMENSIONS | 60° Arc | 90° Arc |
|----------------------|---------------|---------------|
| Overall Width: | 43" | 64" |
| Overall Depth: | 20" | 20" |
| Seat Height: | 18" | 18" |
| Qty./Wt. per carton: | 1 ea./45 lbs. | 1 ea./50 lbs. |



60° ARC

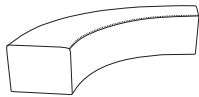
MODEL / DESCRIPTION / LIST PRICING



7416 60° Arc

COM Yardage: 4.5 Yds. / Top: 2 Yds. / Base: 2.5 Yds.

| COM | GR1 | GR2 | GR3 | GR4 | GR5 | GR6 | GR7 | GR8 | GR9 | GR10 | LEA |
|--------|--------|--------|--------|--------|--------|--------|--------|--------|--------|--------|--------|
| \$1443 | \$1544 | \$1605 | \$1670 | \$1736 | \$1806 | \$1878 | \$1953 | \$2031 | \$2113 | \$2197 | \$2597 |



7417 90° Arc

COM Yardage: 7 Yds. / Seat: 3 Yds. / Base: 3 Yds.

| COM | GR1 | GR2 | GR3 | GR4 | GR5 | GR6 | GR7 | GR8 | GR9 | GR10 | LEA |
|--------|--------|--------|--------|--------|--------|--------|--------|--------|--------|--------|--------|
| \$1685 | \$1803 | \$1875 | \$1950 | \$2028 | \$2110 | \$2194 | \$2282 | \$2373 | \$2468 | \$2567 | \$3033 |



90° ARC

- NOTE:
- Tufting not available on curved and corner units.
 - Decorative ganging not applicable to curved units.

OPTIONS

Add upcharge to list price and code to model number

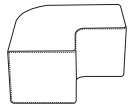
| | | | | | |
|----|-------------------------------------|----------|-----|-------------------|------|
| FR | CA133 Fire Retardant per yard | \$90/yd. | 2FO | Two Fabric Option | \$98 |
| MB | Moisture Barrier on seat - per seat | \$90 | | | |

| DIMENSIONS | 90° Round Corner | 90° Square Corner |
|----------------------|------------------|-------------------|
| Overall Width: | 42" | 32" |
| Overall Depth: | 42" | 32" |
| Seat Height: | 18" | 18" |
| Qty./Wt. per carton: | 1 ea./47 lbs. | 1 ea./47 lbs. |



90° ROUND CORNER

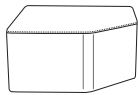
MODEL / DESCRIPTION / LIST PRICING



7418 90° Round Corner

COM Yardage: 4 Yds. / Seat: 1.5 Yds. / Base: 2.5 Yds.

| COM | GR1 | GR2 | GR3 | GR4 | GR5 | GR6 | GR7 | GR8 | GR9 | GR10 | LEA |
|--------|--------|--------|--------|--------|--------|--------|--------|--------|--------|--------|--------|
| \$1596 | \$1708 | \$1776 | \$1847 | \$1921 | \$1998 | \$2078 | \$2161 | \$2247 | \$2337 | \$2431 | \$2873 |



7419 90° Square Corner

COM Yardage: 3 Yds. / Seat: 1.25 Yd. / Base: 1.75 Yds.

| COM | GR1 | GR2 | GR3 | GR4 | GR5 | GR6 | GR7 | GR8 | GR9 | GR10 | LEA |
|--------|--------|--------|--------|--------|--------|--------|--------|--------|--------|--------|--------|
| \$1533 | \$1640 | \$1706 | \$1774 | \$1845 | \$1919 | \$1996 | \$2076 | \$2159 | \$2245 | \$2335 | \$2759 |



90° SQUARE CORNER

NOTE: Tufting not available on curved and corner units.

OPTIONS

Add upcharge to list price and code to model number

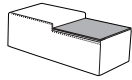
| | | | | | |
|----|-------------------------------------|----------|-----|---------------------------------|-------|
| FR | CA133 Fire Retardant per yard | \$90/yd. | 2FO | Two Fabric Option | \$98 |
| MB | Moisture Barrier on seat - per seat | \$90 | TFC | Tufting 90° Square Corner Piece | \$486 |

| DIMENSIONS | 1 seat bench w/ online end table (Laminated Top) |
|----------------------|--|
| Overall Width: | 48" |
| Overall Depth: | 20" |
| Seat Height: | 18" |
| Table Height: | 16" |
| Qty./Wt. per carton: | 1 ea./25 lbs. |



1 SEAT BENCH W/ LAMINATED TOP ONLINE TABLE

MODEL / DESCRIPTION / LIST PRICING



7420-L 1 Seat Bench w/ Laminated Top Online Table (Left or Right) COM Yardage: 3.75 Yds. / Top: 1.5 Yds. / Base: 2.25 Yds.

| COM | GR1 | GR2 | GR3 | GR4 | GR5 | GR6 | GR7 | GR8 | GR9 | GR10 | LEA |
|--------|--------|--------|--------|--------|--------|--------|--------|--------|--------|--------|--------|
| \$1598 | \$1710 | \$1778 | \$1850 | \$1923 | \$2000 | \$2080 | \$2164 | \$2250 | \$2340 | \$2434 | \$2877 |

7420-W 1 Seat Bench w/ Wood Veneer Top Online Table (Left or Right) COM Yardage: 3.75 Yds. / Top: 1.5 Yds. / Base: 2.25 Yds.

| COM | GR1 | GR2 | GR3 | GR4 | GR5 | GR6 | GR7 | GR8 | GR9 | GR10 | LEA |
|--------|--------|--------|--------|--------|--------|--------|--------|--------|--------|--------|--------|
| \$1677 | \$1794 | \$1866 | \$1941 | \$2018 | \$2099 | \$2183 | \$2270 | \$2361 | \$2456 | \$2554 | \$3018 |

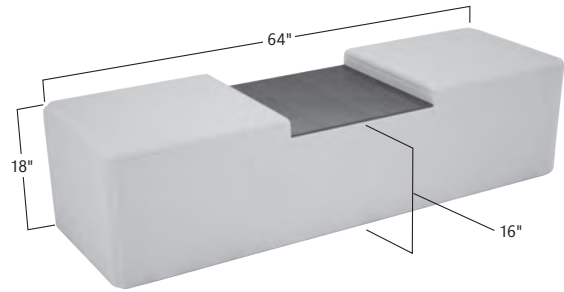
OPTIONS

Add upcharge to list price and code to model number

| | | |
|---------|--|----------|
| FR | CA133 Fire Retardant per yard | \$90/yd. |
| MB | Moisture Barrier on seat - per seat | \$90 |
| TABF(-) | Fixed Tablet (specify blade or outside(L/R), shape A, B) | \$370 |

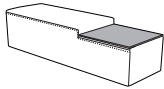
| | | |
|------|---|------------------|
| 2FO | Two Fabric Option | \$98 |
| TF1 | Tufting - one seat | \$189 |
| SST | Solid Surface | CALL |
| LAM5 | Non-standard laminate (5 tablets or less) | \$250 ea. tablet |

| DIMENSIONS | 2 seat bench w/ online end table (Laminated Top) | 2 seat bench w/ online middle table (Laminated Top) |
|----------------------|--|---|
| Overall Width: | 64" | 64" |
| Overall Depth: | 20" | 20" |
| Seat Height: | 18" | 18" |
| Table Height: | 16" | 16" |
| Qty./Wt. per carton: | 1 ea./30 lbs. | 1 ea./35 lbs. |



2 SEAT BENCH W/ LAMINATED TOP ONLINE CENTER TABLE

MODEL / DESCRIPTION / LIST PRICING

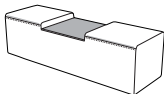


7421-L 2 Seat Bench w/ Online Laminated Online Top End Table (Left or Right) COM Yardage: 4.5 Yds. / Seat: 1.5 Yds. / Base: 3 Yds.

| COM | GR1 | GR2 | GR3 | GR4 | GR5 | GR6 | GR7 | GR8 | GR9 | GR10 | LEA |
|--------|--------|--------|--------|--------|--------|--------|--------|--------|--------|--------|--------|
| \$1880 | \$2011 | \$2092 | \$2175 | \$2262 | \$2353 | \$2447 | \$2545 | \$2646 | \$2752 | \$2862 | \$3383 |

7421-W 2 Seat Bench w/ Wood Veneer Top Online End Table (Left or Right) COM Yardage: 4.5 Yds. / Seat: 1.5 Yds. / Base: 3 Yds.

| COM | GR1 | GR2 | GR3 | GR4 | GR5 | GR6 | GR7 | GR8 | GR9 | GR10 | LEA |
|--------|--------|--------|--------|--------|--------|--------|--------|--------|--------|--------|--------|
| \$1974 | \$2112 | \$2197 | \$2285 | \$2376 | \$2471 | \$2570 | \$2673 | \$2779 | \$2891 | \$3006 | \$3553 |




7422-L 2 Seat Bench w/ Laminated Top Online Table COM Yardage: 4 Yds. / Seat: 1 Yds. / Base: 3 Yds.

| COM | GR1 | GR2 | GR3 | GR4 | GR5 | GR6 | GR7 | GR8 | GR9 | GR10 | LEA |
|--------|--------|--------|--------|--------|--------|--------|--------|--------|--------|--------|--------|
| \$1880 | \$2011 | \$2092 | \$2175 | \$2262 | \$2353 | \$2447 | \$2545 | \$2646 | \$2752 | \$2862 | \$3383 |

7422-W 2 Seat Bench w/ Wood Veneer Top Online Table COM Yardage: 4 Yds. / Seat: 1 Yds. / Base: 3 Yds.

| COM | GR1 | GR2 | GR3 | GR4 | GR5 | GR6 | GR7 | GR8 | GR9 | GR10 | LEA |
|--------|--------|--------|--------|--------|--------|--------|--------|--------|--------|--------|--------|
| \$1974 | \$2112 | \$2197 | \$2285 | \$2376 | \$2471 | \$2570 | \$2673 | \$2779 | \$2891 | \$3006 | \$3553 |



2 SEAT BENCH W/ LAMINATED TOP ONLINE TABLE


OPTIONS

Add upcharge to list price and code to model number


| | | |
|---------|--|----------|
| FR | CA133 Fire Retardant per yard | \$90/yd. |
| MB | Moisture Barrier on seat - per seat | \$90 |
| TABF(-) | Fixed Tablet (specify blade or outside(L/R), shape A, B) | \$370 |
| 2FO | Two Fabric Option | \$98 |

| | | |
|------|---|------------------|
| TF2 | Tufting - two seat | \$340 |
| SST | Solid Surface | CALL |
| LAM5 | Non-standard laminate (5 tablets or less) | \$250 ea. tablet |

| DIMENSIONS | Online Solid Table | Upholstered Online Table w/ Laminate Top |
|----------------------|--------------------|--|
| Overall Width: | 20" | 20" |
| Overall Depth: | 20" | 20" |
| Overall Height: | 16" | 16" |
| Qty./Wt. per carton: | 1 ea./35 lbs. | 1 ea./40 lbs. |

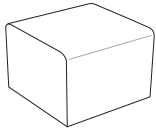


ONLINE SOLID TABLE
W/ 2 LAMINATE OPTION PROFILE



UPHOLSTERED ONLINE TABLE
W/ LAMINATE TOP

MODEL / DESCRIPTION / LIST PRICING

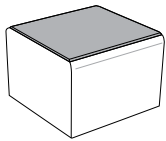


7423 Online Solid Laminated Table (Cube Type)

LAMINATE
\$1181



ONLINE SOLID TABLE
W/ 2 LAMINATE OPTION



7424-L Upholstered Online Table w/ Laminate Top

COM Yardage: 1.5 Yds. / Base: 1.5 Yds.

| COM | GR1 | GR2 | GR3 | GR4 | GR5 | GR6 | GR7 | GR8 | GR9 | GR10 | LEA |
|--------|--------|--------|--------|--------|--------|--------|--------|--------|--------|--------|--------|
| \$1308 | \$1400 | \$1456 | \$1514 | \$1575 | \$1638 | \$1703 | \$1771 | \$1842 | \$1916 | \$1992 | \$2355 |

7424-W Upholstered Online Table w/ Wood Veneer Top

COM Yardage: 1.5 Yds. / Base: 1.5 Yds.

| COM | GR1 | GR2 | GR3 | GR4 | GR5 | GR6 | GR7 | GR8 | GR9 | GR10 | LEA |
|--------|--------|--------|--------|--------|--------|--------|--------|--------|--------|--------|--------|
| \$1374 | \$1471 | \$1529 | \$1591 | \$1654 | \$1720 | \$1789 | \$1861 | \$1935 | \$2013 | \$2093 | \$2474 |

NOTE: Flat ganging brackets attaching units to tables may be used.


OPTIONS

Add upcharge to list price and code to model number

| | | |
|-----|-------------------------------|----------|
| FR | CA133 Fire Retardant per yard | \$90/yd. |
| 2LC | Two Laminate Option | \$125 |

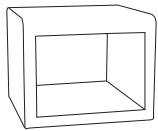
| | | |
|-----|---------------|------|
| SST | Solid Surface | CALL |
|-----|---------------|------|

| DIMENSIONS | Online Open End Table |
|----------------------|-----------------------|
| Overall Width: | 20" |
| Overall Depth: | 20" |
| Overall Height: | 16" |
| Qty./Wt. per carton: | 1 ea./30 lbs. |




ONLINE OPEN END TABLE

MODEL / DESCRIPTION / LIST PRICING

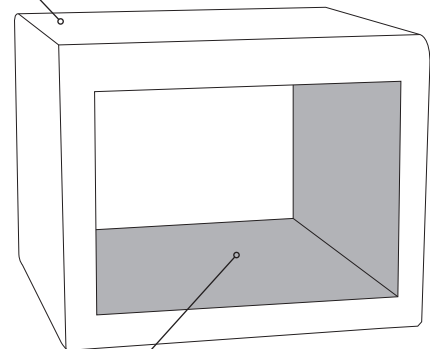


7425 Online Open End Table

LAMINATE
\$1637



Outside Laminate



Inside Laminate

ONLINE OPEN END TABLE
W/ 2 LAMINATE PLACEMENT OPTION

NOTE: Flat ganging brackets may be used to attach units to tables.

OPTIONS

Add upcharge to list price and code to model number

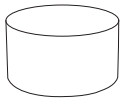
| | | |
|-----|---------------------|-------|
| 2LC | Two Laminate Option | \$125 |
|-----|---------------------|-------|

| | |
|----------------------|-------------------------|
| DIMENSIONS | 24" dia. round table |
| Overall Width: | 24" |
| Overall Depth: | 24" |
| Overall Height: | 16" |
| Qty./Wt. per carton: | 1 ea./30 lbs. |



24" DIA ROUND TABLE

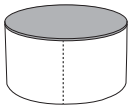
MODEL / DESCRIPTION / LIST PRICING



7426 24" Round Laminated Table

LAMINATE

\$1022



7427-L 24" Round Upholstered Table w/ Laminate Top

COM Yardage: 1.5 Yds. / Base: 1.5 Yds.

| COM | GR1 | GR2 | GR3 | GR4 | GR5 | GR6 | GR7 | GR8 | GR9 | GR10 | LEA |
|--------|--------|--------|--------|--------|--------|--------|--------|--------|--------|--------|--------|
| \$1424 | \$1523 | \$1584 | \$1648 | \$1714 | \$1782 | \$1854 | \$1928 | \$2005 | \$2085 | \$2168 | \$2563 |

7427-W 24" Round Upholstered Table w/ Wood Veneer Top

COM Yardage: 1.5 Yds. / Base: 1.5 Yds.

| COM | GR1 | GR2 | GR3 | GR4 | GR5 | GR6 | GR7 | GR8 | GR9 | GR10 | LEA |
|--------|--------|--------|--------|--------|--------|--------|--------|--------|--------|--------|--------|
| \$1495 | \$1600 | \$1664 | \$1730 | \$1800 | \$1872 | \$1946 | \$2024 | \$2105 | \$2190 | \$2277 | \$2691 |

OPTIONS

Add upcharge to list price and code to model number

| | | |
|-----|-------------------------------|----------|
| FR | CA133 Fire Retardant per yard | \$90/yd. |
| 2LC | Two Laminate Option | \$125 |

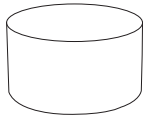
| | | |
|-----|---------------|------|
| SST | Solid Surface | CALL |
|-----|---------------|------|

| | |
|----------------------|-------------------------|
| DIMENSIONS | 30" dia. round table |
| Overall Width: | 30" |
| Overall Depth: | 30" |
| Overall Height: | 16" |
| Qty./Wt. per carton: | 1 ea./35 lbs. |



30" DIA ROUND
UPHOLSTERED TABLE
WITH LAMINATE TOP

MODEL / DESCRIPTION / LIST PRICING

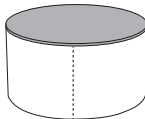


7428 30" Round Laminated Table

LAMINATE
\$1184



30" DIA ROUND TABLE



7429-L 30" Round Upholstered Table w/ Laminate Top

COM Yardage: 1.75 Yds. / Base: 1.75 Yds.

| COM | GR1 | GR2 | GR3 | GR4 | GR5 | GR6 | GR7 | GR8 | GR9 | GR10 | LEA |
|--------|--------|--------|--------|--------|--------|--------|--------|--------|--------|--------|--------|
| \$1472 | \$1575 | \$1638 | \$1704 | \$1772 | \$1843 | \$1916 | \$1993 | \$2073 | \$2156 | \$2242 | \$2650 |

7429-W 30" Round Upholstered Table w/ Wood Veneer Top

COM Yardage: 1.75 Yds. / Base: 1.75 Yds.

| COM | GR1 | GR2 | GR3 | GR4 | GR5 | GR6 | GR7 | GR8 | GR9 | GR10 | LEA |
|--------|--------|--------|--------|--------|--------|--------|--------|--------|--------|--------|--------|
| \$1529 | \$1636 | \$1701 | \$1769 | \$1840 | \$1914 | \$1990 | \$2070 | \$2153 | \$2239 | \$2328 | \$2752 |

OPTIONS

Add upcharge to list price and code to model number

| | | |
|-----|-------------------------------|----------|
| FR | CA133 Fire Retardant per yard | \$90/yd. |
| 2LC | Two Laminate Option | \$125 |

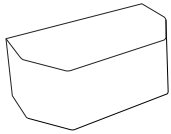
| | | |
|-----|---------------|------|
| SST | Solid Surface | CALL |
|-----|---------------|------|

| DIMENSIONS | Laminate End Unit | Upholstered End Unit w/ Laminate Top |
|----------------------|-------------------|--------------------------------------|
| Overall Width: | 41" | 41" |
| Overall Depth: | 20" | 20" |
| Overall Height: | 16" | 16" |
| Qty./Wt. per carton: | 1 ea./35 lbs. | 1 ea./40 lbs. |




UPHOLSTERED BOTTOM END UNIT
W/ LAMINATE TOP

MODEL / DESCRIPTION / LIST PRICING

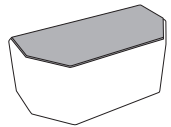


7430 Laminate End Unit

LAMINATE
\$1577



SOLID END UNIT



7431-L Upholstered End Unit w/ Laminate Top

COM Yardage: 2 Yds.

| COM | GR1 | GR2 | GR3 | GR4 | GR5 | GR6 | GR7 | GR8 | GR9 | GR10 | LEA |
|--------|--------|--------|--------|--------|--------|--------|--------|--------|--------|--------|--------|
| \$1673 | \$1790 | \$1861 | \$1936 | \$2013 | \$2094 | \$2177 | \$2265 | \$2355 | \$2449 | \$2547 | \$3011 |

7431-W Upholstered End Unit w/ Wood Veneer Top

COM Yardage: 2 Yds.

| COM | GR1 | GR2 | GR3 | GR4 | GR5 | GR6 | GR7 | GR8 | GR9 | GR10 | LEA |
|--------|--------|--------|--------|--------|--------|--------|--------|--------|--------|--------|--------|
| \$1757 | \$1880 | \$1955 | \$2033 | \$2114 | \$2199 | \$2287 | \$2378 | \$2473 | \$2572 | \$2675 | \$3162 |

OPTIONS

Add upcharge to list price and code to model number

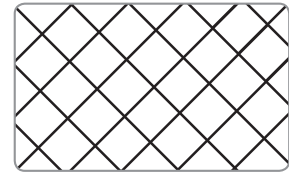

| | | |
|-----|-------------------------------|----------|
| FR | CA133 Fire Retardant per yard | \$90/yd. |
| 2LC | Two Laminate Option | \$125 |

| | | |
|-----|---------------|------|
| SST | Solid Surface | CALL |
|-----|---------------|------|


TUFTING

Choose from 2 Tufting Designs:

Tufting for all lounge, ottoman and bench series are available in 2 designs.
Please specify Square or Diamond tufting when ordering.



diamond



square

Tufting available only for the following models:

Tabourets: 7401, 7402, 7403, 7404, 7405

L-1 Corner 7412

Two Seat Benches: 7406, 7407


L-2 Corner 7413

Three Seat Benches: 7408, 7409



90° Square Corner 7419

End Unit 7411


Straight Unit w/ Online Tables: 7420, 7421, 7422



3 - CONNOS 2 SEAT BENCH W/ 2 SETS OF DECORATIVE GANGING BRACKETS



DECORATIVE GANGING
INSTALLED WITH 1.75" GLIDES



DECORATIVE GANGING DETAIL



1 Ganging Kit includes 2 brackets and 2 sets of screws
(to be installed in the field)

Decorative ganging brackets available only for the following models:

| | |
|--|--|
| Two Seat Benches: 7406, 7407 | L-1 Corner 7412 |
| Three Seat Benches: 7408, 7409 | L-2 Corner 7413 |
| Star 7410 | 90° Round Corner 7418 |
| End Units: 7411, 7431 | 90° Square Corner 7419 |
| | Benches w/ Online Tables: 7420, 7421, 7422 |

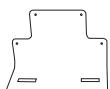
- NOTES:
- Decorative ganging or flat ganging brackets can be used for straight configurations.
 - Curved configurations use flat ganging brackets only.
 - One ganging bracket installed on each side of the unit.

Ganging Bracket Finishing

Add a little color accent to any Decorative Ganging Bracket with 4 standard powder coat finishes or Polished Chrome. Other colors available at extra cost.

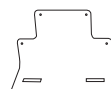
- **Brushed Aluminum**
- **Black Gloss**
- **Oiled Bronze**
- **White**
- **Polished Chrome**

MODEL / DESCRIPTION / LIST PRICING




7432

90° Decorative Ganging Bracket
\$88/pair

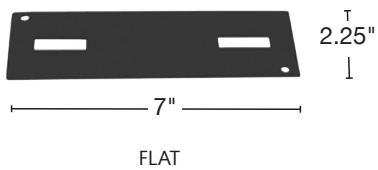


7432-P


90° Decorative Ganging Bracket - Polished Chrome
\$159/pair



2 - CONNOS 2 SEAT BENCH W/ 1 SET OF FLAT GANGING BRACKETS



FLAT GANGING WITH 1.75" GLIDES



1 Ganging Kit includes 2 flat brackets and 2 sets of screws (to be installed in the field)

NOTE: Flat ganging brackets are used on curved configurations.



FLAT GANGING DETAIL WITH GLIDES



WITHOUT GANGING

Flat ganging is available for all models in standard black powder coat color.

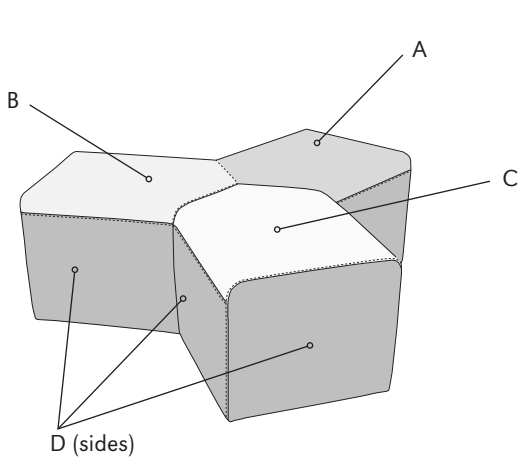
MODEL / DESCRIPTION / LIST PRICING



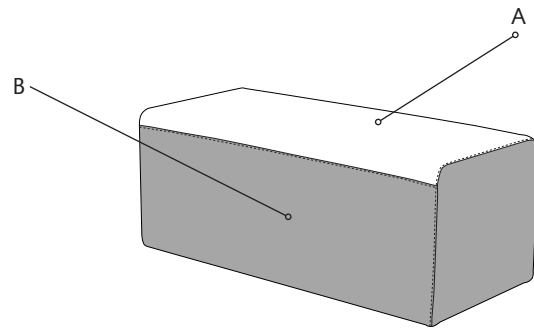
7433

Flat Ganging Bracket
\$52/pair

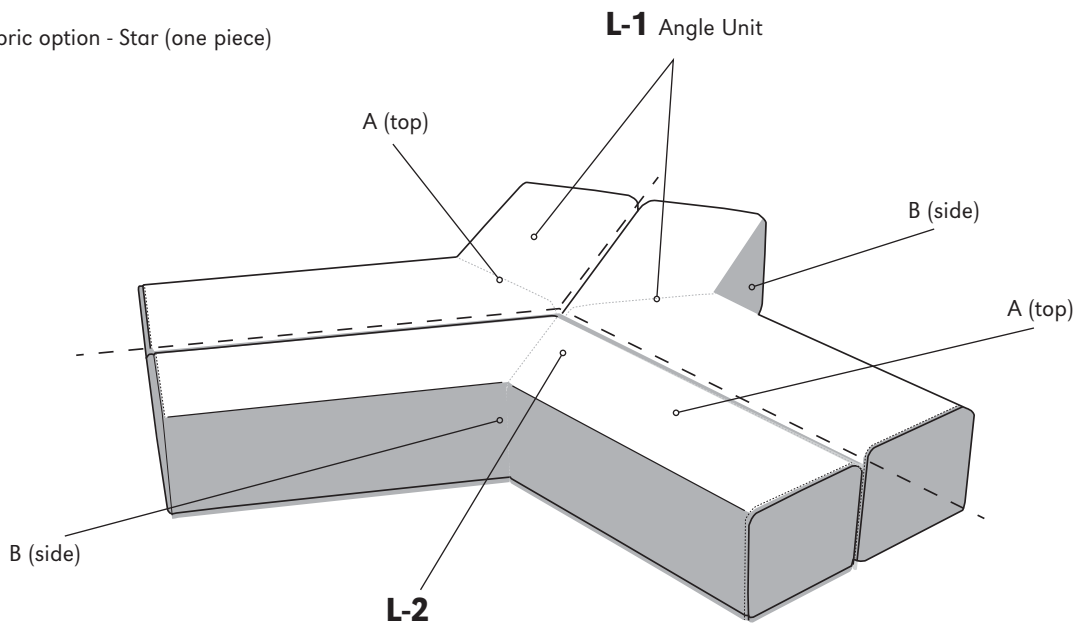
Choose from the following fabric options:



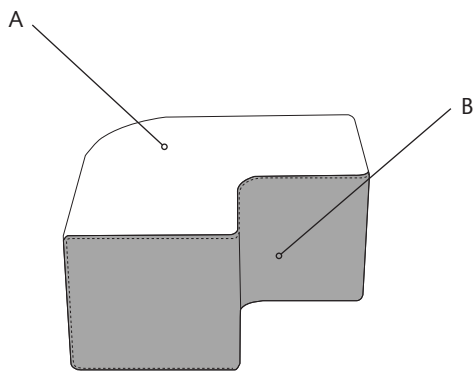
4 Fabric option - Star (one piece)



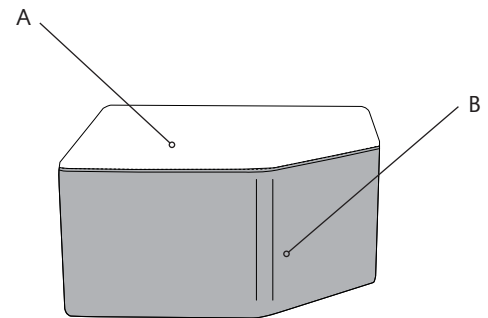
2 Fabric option - Bench



2 Fabric option - Star Grande - **L-1** Angle Unit and **L-2** Angle Unit (3-pieces)



2 Fabric option - 90° Round Corner



2 Fabric option - Square Corner



SQUARE TABOURET



TWO SEAT BENCH



THREE SEAT BENCH



90° SQUARE CORNER



90° ROUND CORNER



30° ARC




45° ARC



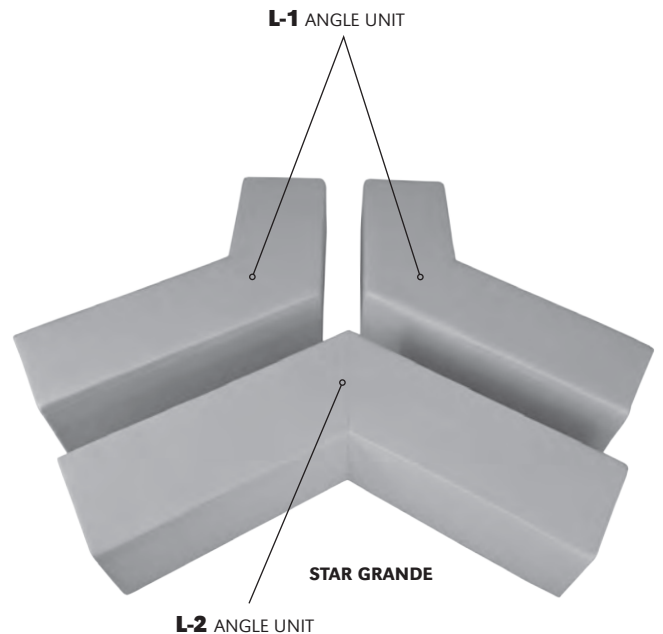
60° ARC

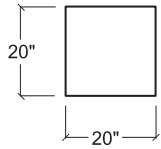


90° ARC

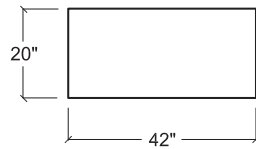


STAR
(one piece construction)

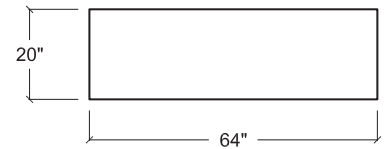




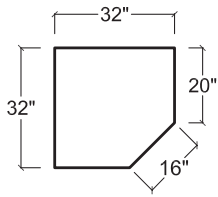
SQUARE TABOURET



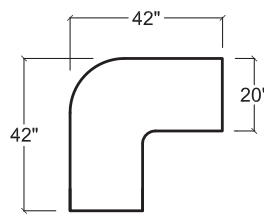
TWO SEAT BENCH



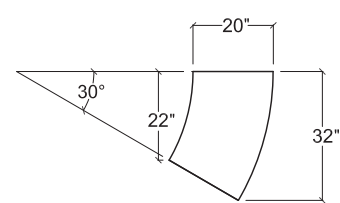
THREE SEAT BENCH



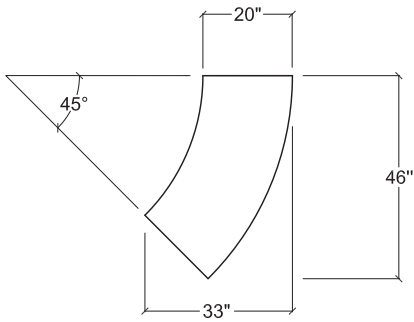
90° SQUARE CORNER



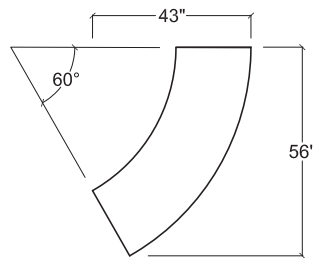
90° ROUND CORNER



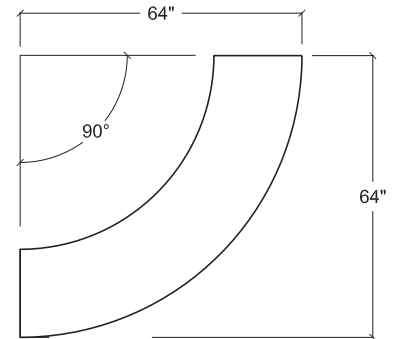
30° ARC



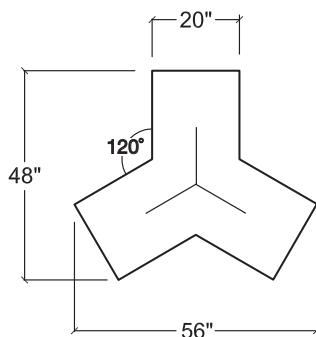
45° ARC



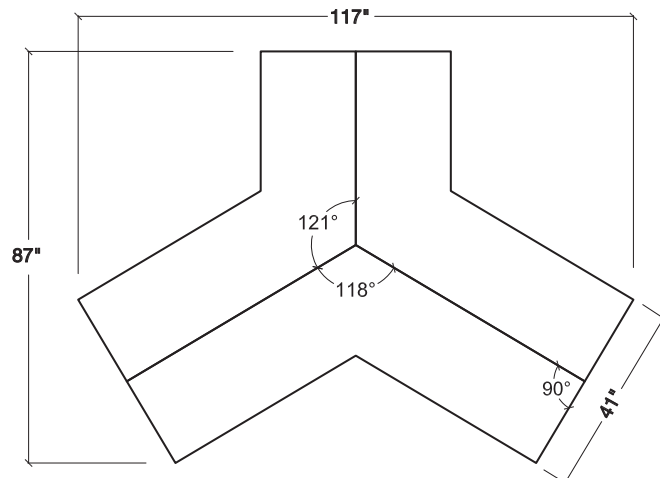
60° ARC



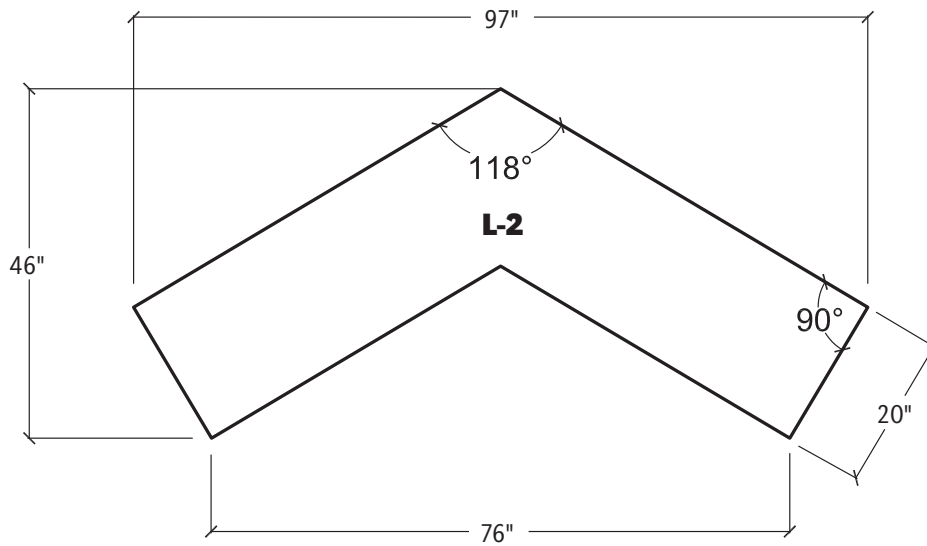
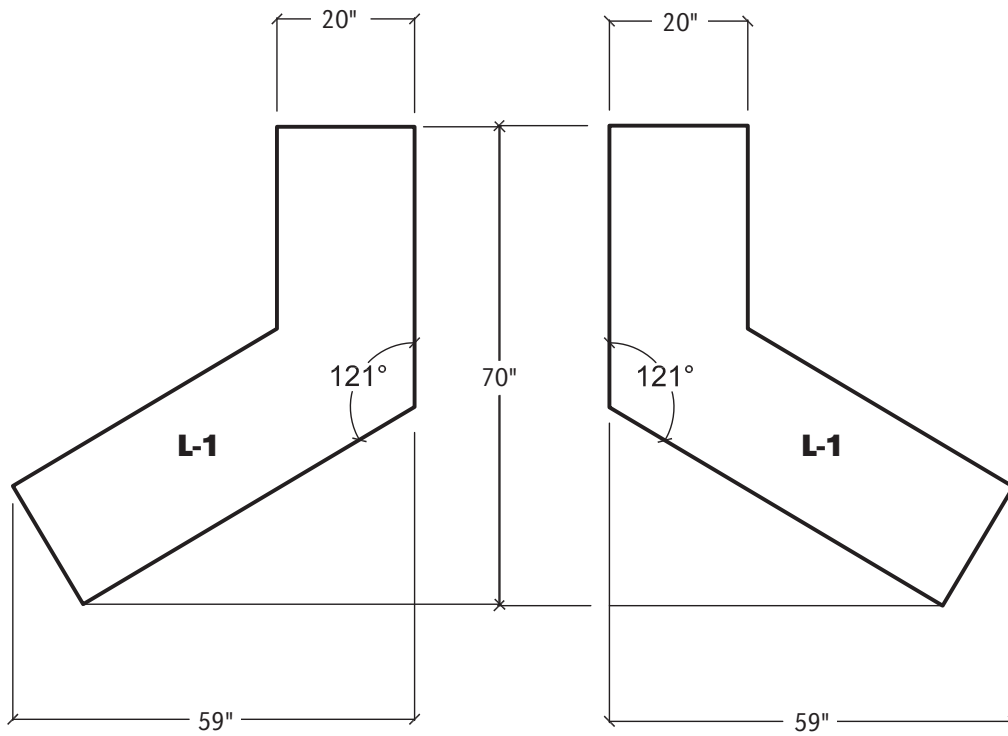
90° ARC



STAR



STAR GRANDE

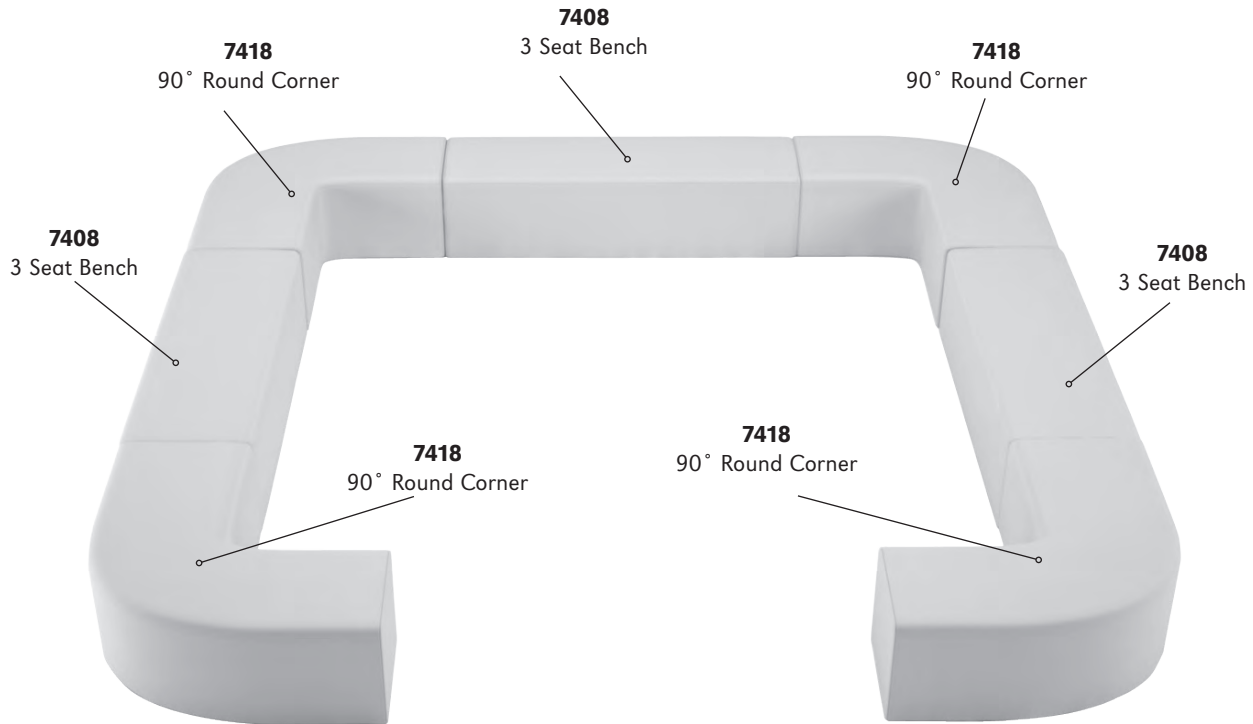


STAR GRANDE

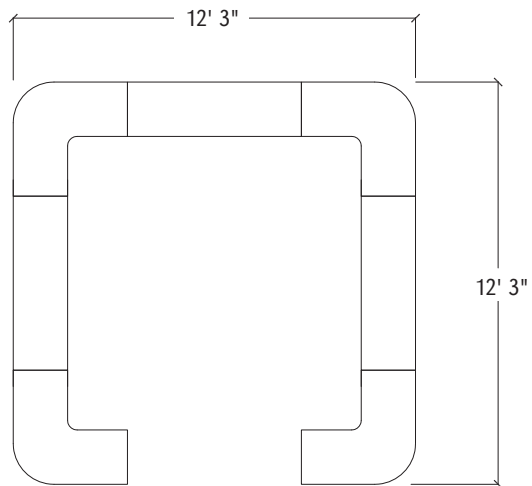
Note 1: The three illustrated components above are required for the Star Grande configuration.

Note 2: For Star Grande overall dimensions please see previous page.

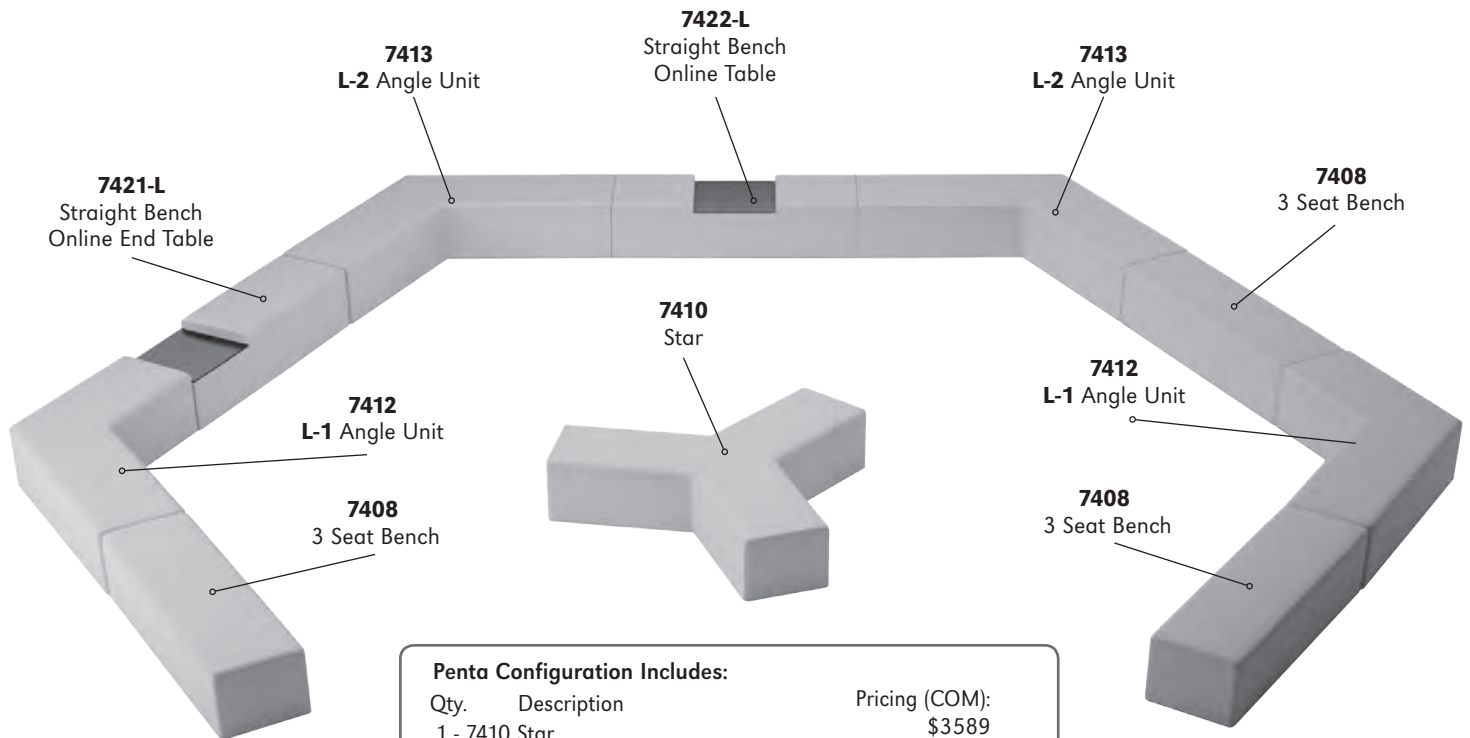
"C" CONFIGURATION



| "C" Configuration Includes: | | |
|------------------------------------|------------------------|--------------------|
| Qty. | Description | Pricing (COM): |
| 4 | 7418 90° Round Corner | \$6384 |
| 3 | 7408 3 Seat Bench | \$4614 |
| 6 | 7433 Flat Ganging Sets | \$312 |
| | | <hr/> \$11310 list |

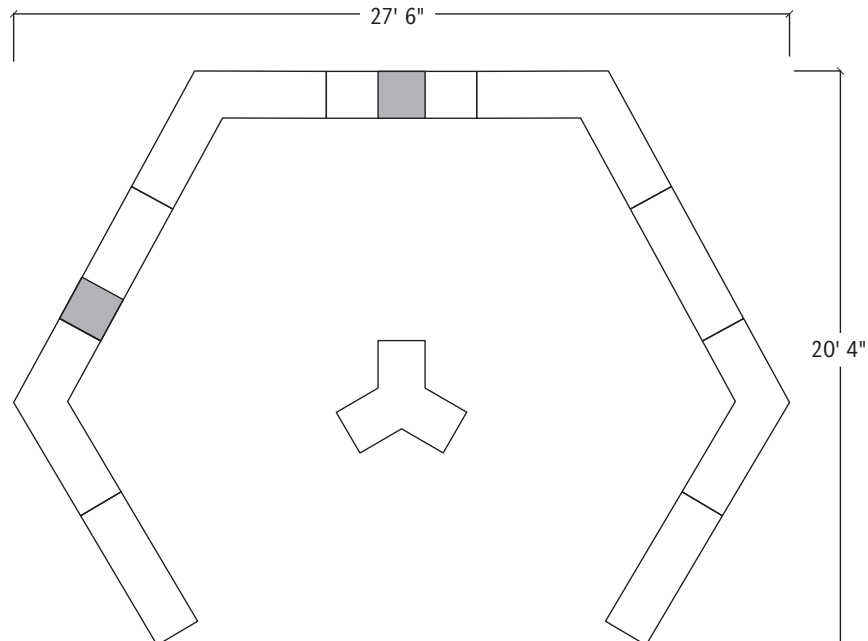


"PENTA" CONFIGURATION

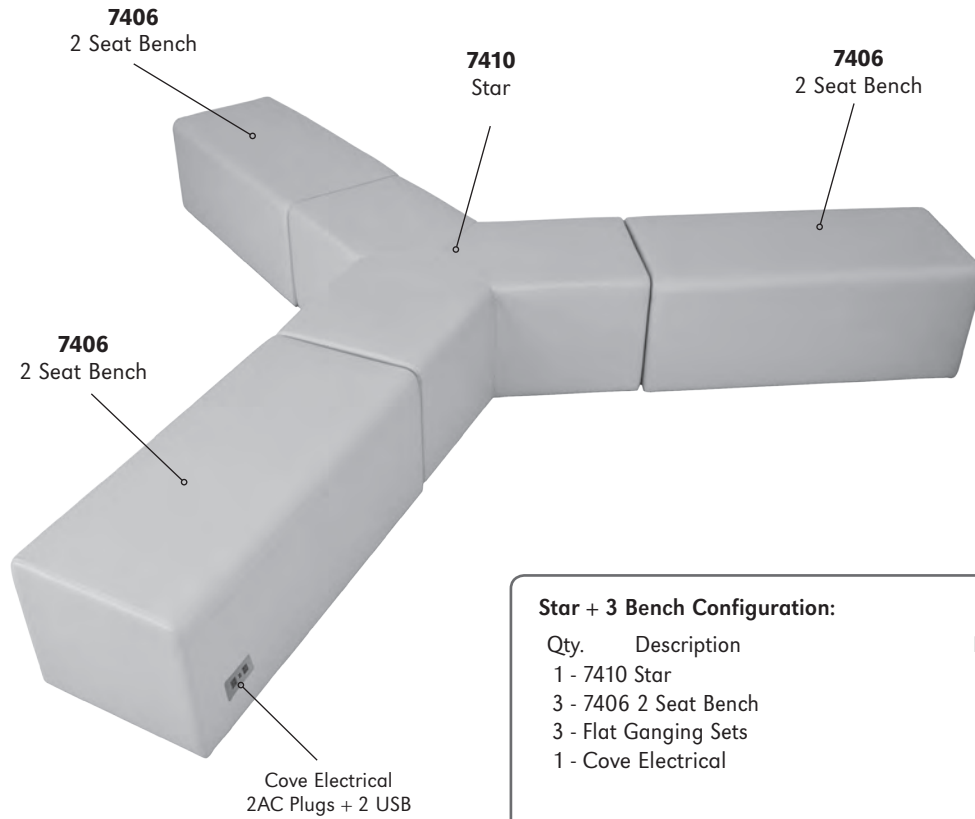


| Penta Configuration Includes: | | Pricing (COM): |
|-------------------------------|--------------------------------------|----------------|
| Qty. | Description | |
| 1 | 7410 Star | \$3589 |
| 3 | 7408 3 Seat Bench | \$4614 |
| 1 | 7421-L 3 Straight Bench Online Table | \$1880 |
| 1 | 7422-L 3 Straight Bench Online Table | \$1880 |
| 2 | 7412 L-1 Corner | \$5736 |
| 2 | 7413 L-2 Corner | \$6844 |
| 8 | 7433 Flat Ganging Sets | \$416 |
| | | <hr/> |
| | | \$24959 list |

Note: Star can be replaced with the larger Star Grande or any other choices from our selection of furniture.

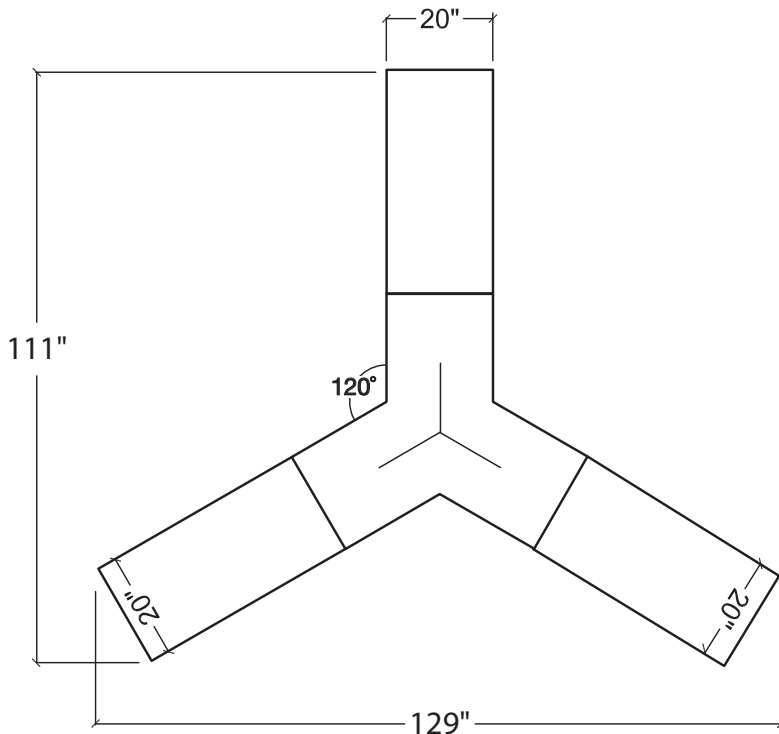


STAR BENCHING CONFIGURATION



Star + 3 Bench Configuration:

| Qty. | Description | Pricing (COM): |
|------|-------------------|----------------|
| 1 | 7410 Star | \$3589 |
| 3 | 7406 2 Seat Bench | \$3885 |
| 3 | Flat Ganging Sets | \$156 |
| 1 | Cove Electrical | \$467 |
| | | <hr/> |
| | | \$8097 list |



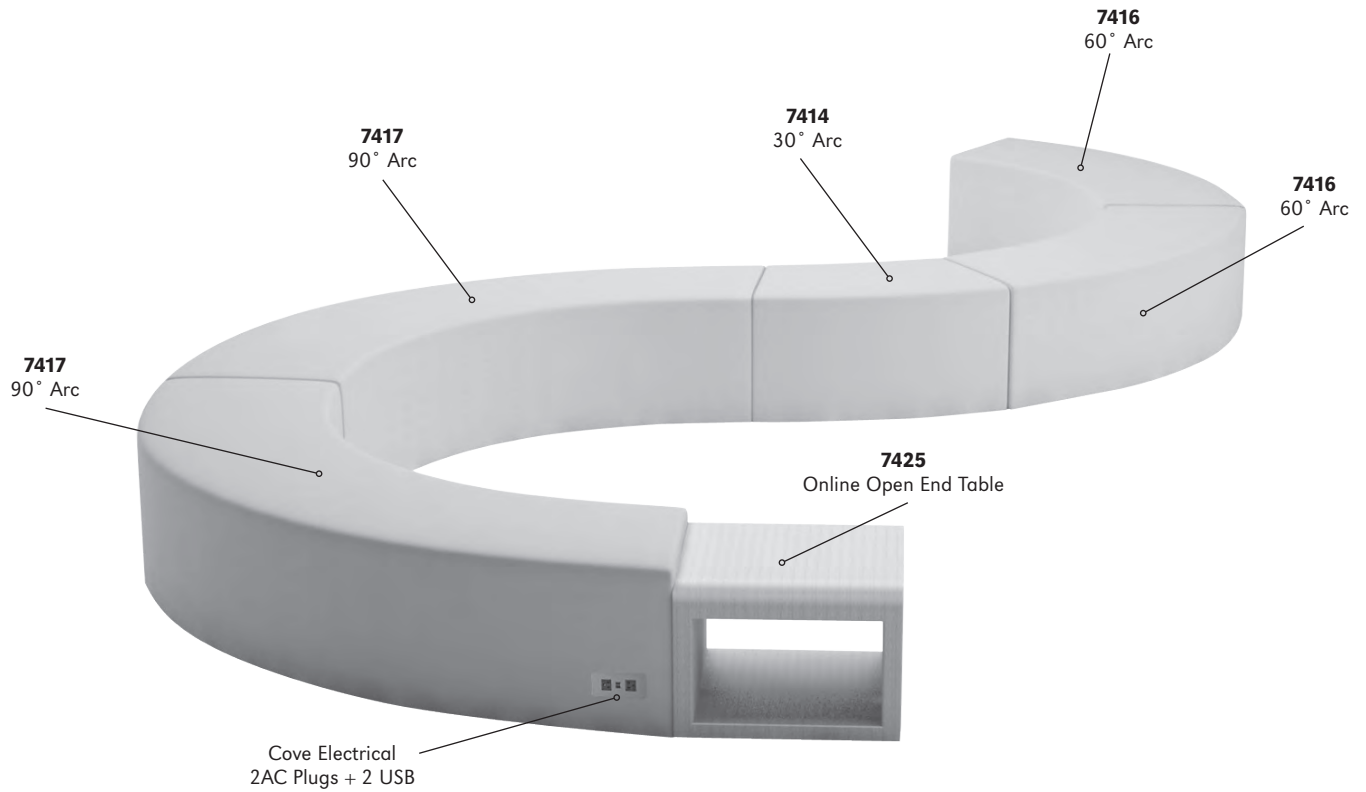
STAR WITH 3 BENCH CONFIGURATION



Star (one piece construction)

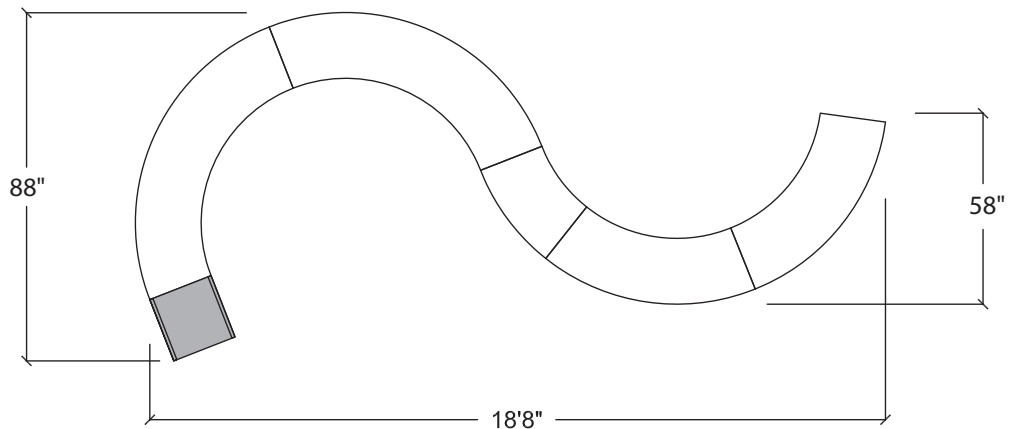
| Qty. | Description | Pricing (COM): |
|------|-------------|----------------|
| 1 | 7410 Star | \$3589 |

SERPENTINE WITH ONLINE OPEN END TABLE

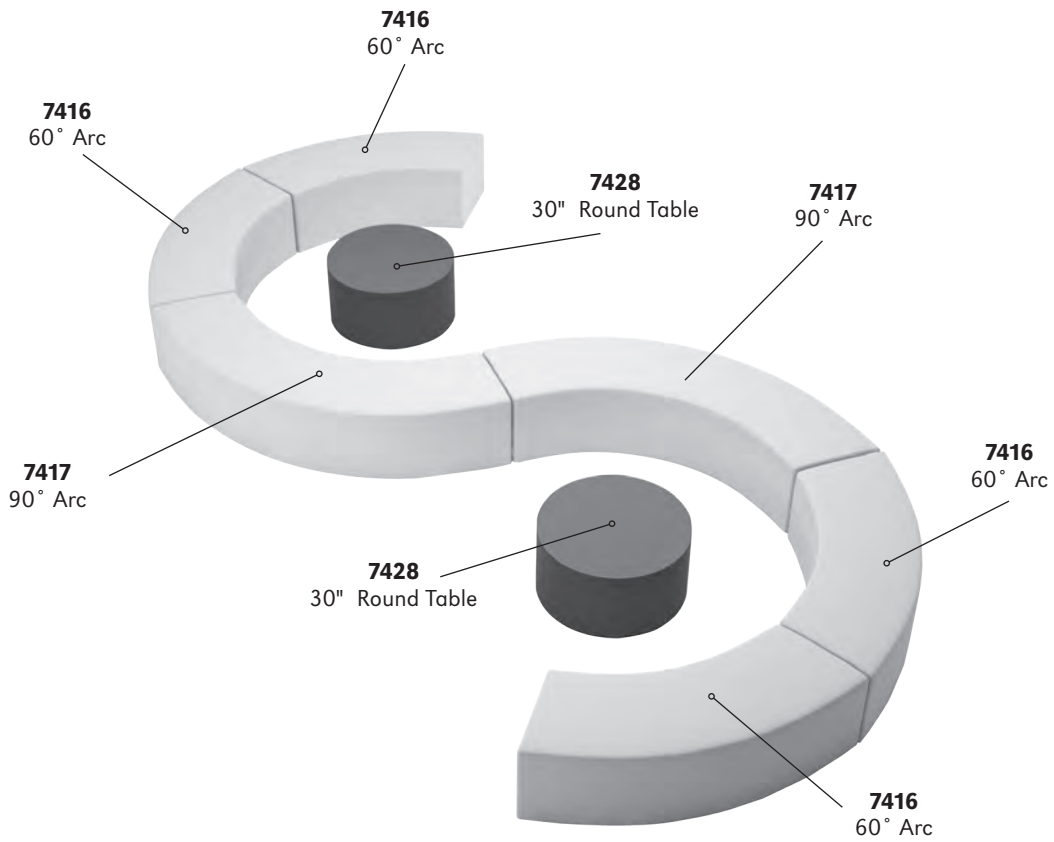


Serpentine Configuration with Online Open End Table:

| Qty. | Description | Pricing (COM): |
|------|----------------------------|----------------|
| 2 | 7417 90° Arc | \$3370 |
| 2 | 7416 60° Arc | \$2886 |
| 1 | 7414 30° Arc | \$921 |
| 1 | 7425 Online Open End Table | \$1637 |
| 1 | Cove Electrical | \$467 |
| 5 | Flat Ganging Sets | \$260 |
| | | <hr/> |
| | | \$9541 list |

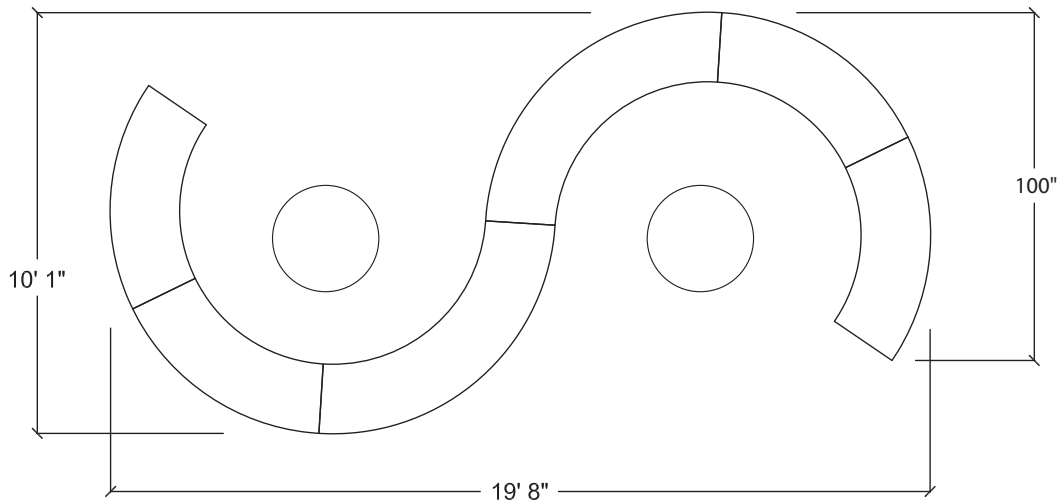


SERPENTINE CONFIGURATION

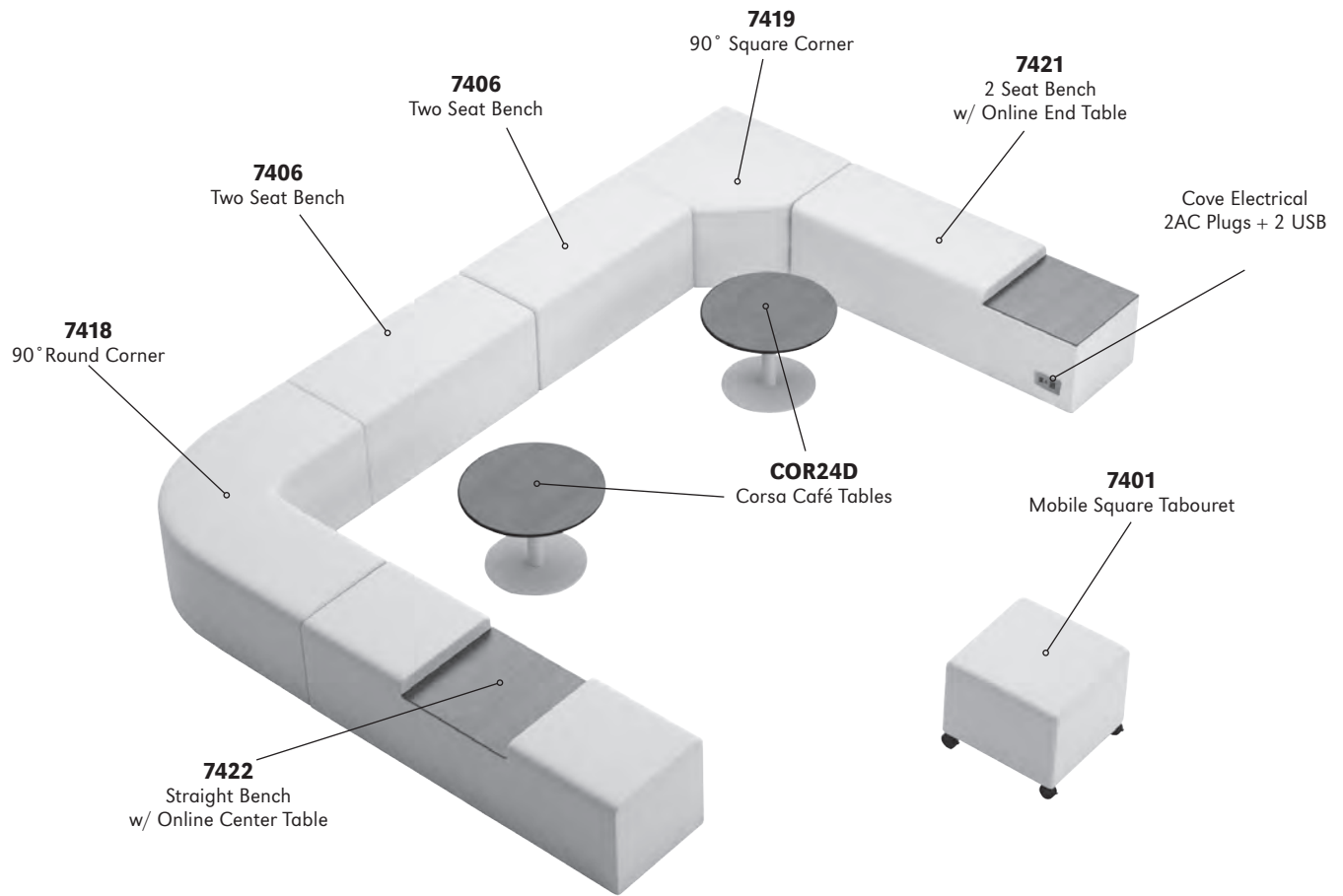


"S" Configuration with Round Tables Includes:

| Qty. | Description | Pricing (COM): |
|------|------------------------|----------------|
| 2 | 7417 90° Arc | \$3370 |
| 2 | 7428 30" Round Table | \$2368 |
| 4 | 7416 60° Arc | \$5772 |
| 5 | 7433 Flat Ganging Sets | \$260 |
| | | <hr/> |
| | | \$11770 list |

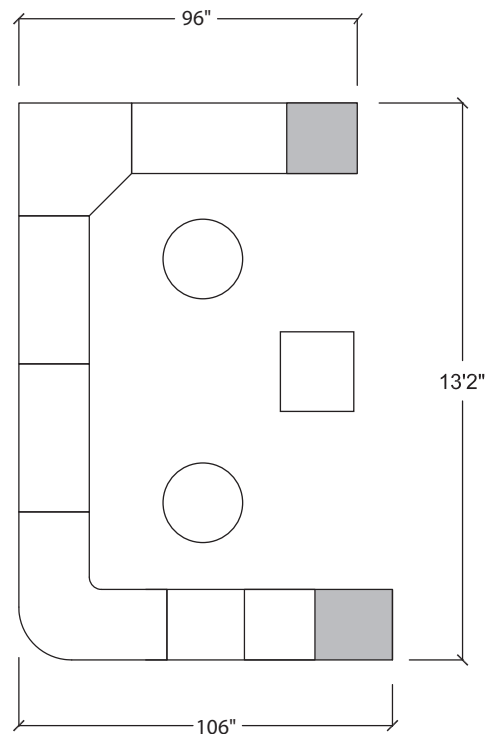


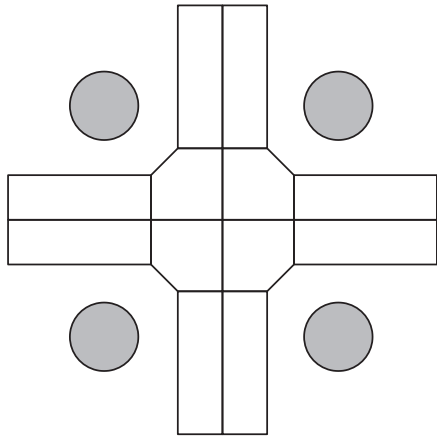
"U" CONFIGURATION WITH ONLINE TABLES



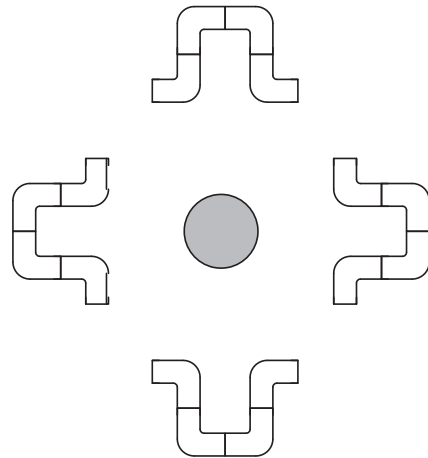
"U"- Configuration with online tables Include:

| Qty. | Description | Pricing (COM): |
|------|--|----------------|
| 2 | 7406 Two Seat Bench | \$2590 |
| 1 | 7418 90° Round Corner | \$1533 |
| 1 | 7419 90° Square Corner | \$1533 |
| 1 | 7421 Straight Bench w/ Online Table | \$1974 |
| 1 | 7422 Straight Bench w/ Online Center Table | \$1974 |
| 1 | 7401 Square Tabouret on Casters | \$958 |
| 2 | COR24D Corsa Café Tables - Wood Veneer | \$2032 |
| 1 | Cove Electrical 2 AC Plugs + 2 USB | \$467 |
| 5 | 7433 Flat Ganging Sets | \$260 |
| | | <hr/> |
| | | \$13384 list |

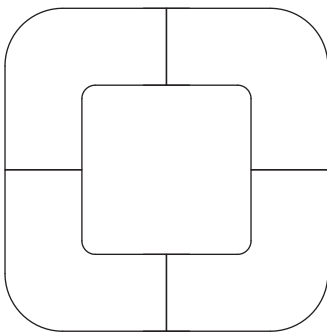




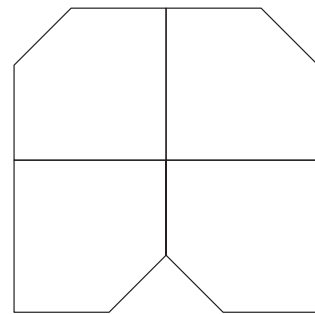
CROSS CORNER CLUSTER



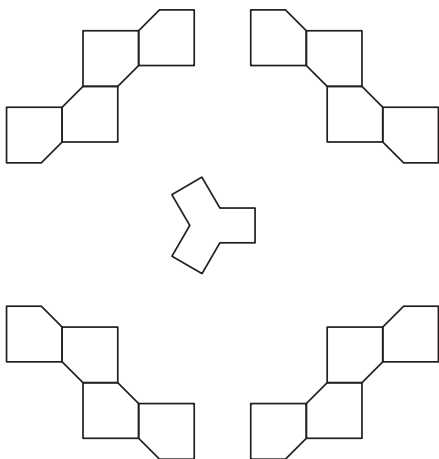
CLUSTER UNITS



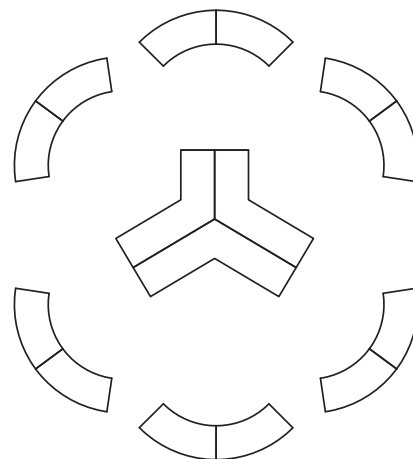
SQUARE CLUSTER



HORSE SHOE CLUSTER



HONEYCOMB CLUSTER



COLLABORATIVE CLUSTER

Connos Collaborative Seating Arrangement



2 seat benches shown with optional decorative ganging




mobile tabouret with straight
tablet arm and casters

mobile tabouret with diagonal
tablet arm and casters

tabouret


Connos Benches and Online Tables



2 TWO SEAT BENCHES WITH SOLID ONLINE TABLE



2 TWO SEAT BENCHES WITH OPEN END ONLINE TABLE



2 TWO SEAT BENCHES WITH OPEN END ONLINE TABLE AND SOLID END TABLE

NOTE: Flat ganging brackets may be used to attach units to tables.

GILIA MODULAR TABLE OF CONTENTS

Specifications. 374

Configurations/Diagrams 375

Sample Pricing. 375

Single Modular Unit Pricing. 377

Curved and Corner Unit Pricing 378

Arm chair and Arms Pricing. 379

Single Modular Unit w/ Casters Pricing 380



Serpentine Configuration

GILIA MODULAR COLLECTION

The Gilia Lounge Collection consists of individual-single modular lounges, ottoman and a Tabouret with cushion top. Modules have a 2" corner radius on the front corners, end unit has 2" radius on all four corners. End Module has 45 degree corners.



ORDERING INFORMATION

To Order Please Specify:

- | | |
|----------------------------|-----------------------------|
| 1) Series Name | 5) Laminate Name and Number |
| 2) Model Number | 6) Fabric Grade & Number |
| 3) Quantity | 7) Optional Items |
| 4) Wood Stain Finish Color | |

GILIA GENERAL SPECIFICATIONS

Frame

Frame assembly is constructed of multi-ply hardwood, with tongue and groove construction. Seat foam is bonded to all sides of hardwood frame. Seat cushions are 4" graded, high resiliency (H.R.) block foam with seat back 3" H.R. foam, covered entirely with special bonded polyester fiber to protect final upholstery. No sag-springs are installed in seat & back along with interlocking helicoil springs to prevent sagging and provide additional lower back and seat support.

Upholstery

Gilia modular lounge is fully upholstered in your choice of fabric, vinyl, crypton, leather or Customers Own Material. ERG uses only water based glues and adhesives in all our upholstery process.

Glides

Gilia modular units come with factory installed, 2" black nylon glides.

Tabouret

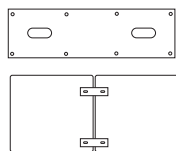
Gilia Tabouret: base is 1.25" thick MDF material completely covered with choice of laminate, 2" graded, high resiliency foam upholstered cushion is attached to table with metal inserts. Four 3" dual wheel casters are factory installed.

Maple Wood Legs


Optional wooden legs are finished in transparent wood stain colors.

Benches

Gilia Benches are in the Benches section of this book.



GANGING BRACKETS CODE: GD



MAPLE WOOD LEGS

COLORS / FINISHES

Wood Stain for Maple Wood Legs:

All transparent wood stain colors available.

OPTIONS

- CODE: FR - CA133 Fire Retardant per yard.
- CODE: MB - Moisture Barrier.
- CODE: 2FO - Two Fabric Option.
- CODE: GD - Ganging Brackets (Necessary when ganging two or more modules together.)
- CODE: WOD - Solid Maple Wood Legs.
- CODE: TABF(-) - Fixed Laminate Tablet - outside or between two modular units (specify tablet shape A, B or C)
- CODE: CAS - Casters set of 4.
- CODE: SST - Solid Surface Tablet Arm.
- CODE: LAM5 - Non-standard laminate for 5 or less tablets see options for upcharge

Note: Factory installed power/data available, see accessories section for details and pricing.

TABLET SHAPES

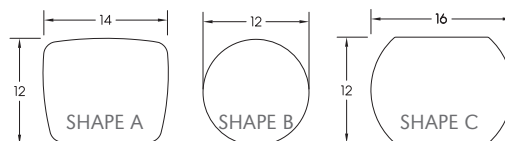
Choose from 3 Tablet Shapes::

Tablets for all modular series are available in 3 shapes, choose from the three shapes shown and specify; A, B or C and left or right (outside tablet) when ordering. Example: TABF-(A) Left - this would be a fixed shape A tablet on the left side (when seated).

Optional Solid Surface available.

Note:

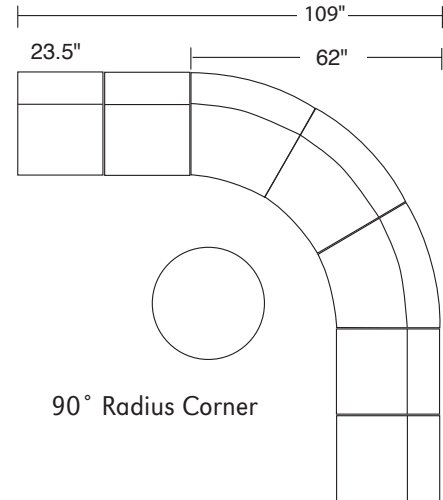
- Tablet orders of 5 or less - choice of 3 standard laminate colors: Wilsonart Black or Frosty White and Nevamar Silver Alu Metalx.
- Tablet orders of 6 or more - any choice standard laminate colors.



Unlimited configurations can be achieved with the Gilia modular lounge pieces and tables.
A few configurations are shown below.



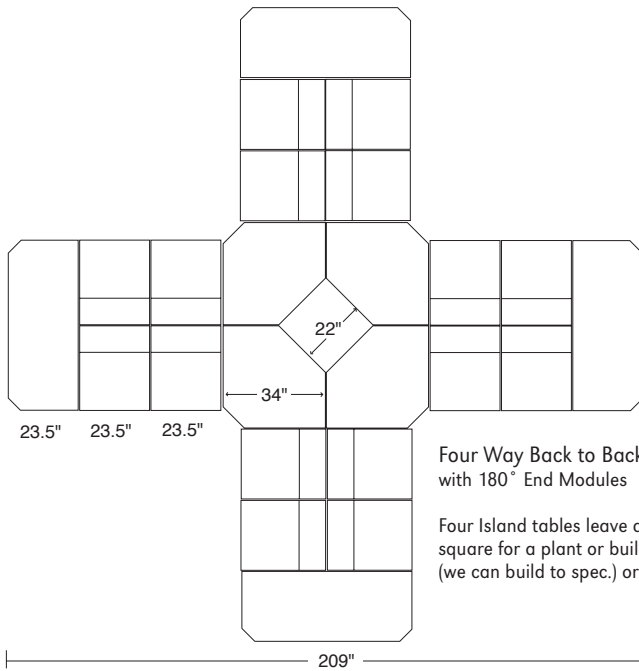
4 INSIDE WEDGES AND 3 OUTSIDE WEDGES
BACK TO BACK WITH 4 CORNER MODULES



90° Radius Corner

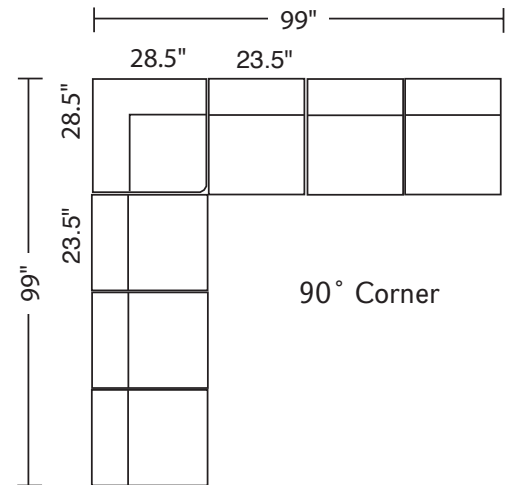
90° Radius Corner:

| | |
|--|-------------|
| 04 - 4430 Straight Modules | \$4360 |
| 02 - 4432 30° Inside Modules | \$2804 |
| 01 - 0584 36" Rnd Table Geometra Lam Top | \$2179 |
| 06 - GD Ganging Device | \$390 |
| | \$9733 list |



Four Way Back to Back
with 180° End Modules

Four Island tables leave a 22" open
square for a plant or building column
(we can build to spec.) or use corner tables.



90° Corner

90° Radius Corner:

| | |
|-----------------------------|--------------|
| 16 - 4430 Straight Modules | \$17440 |
| 04 - 4436 End Modules | \$6952 |
| 24 - GD Ganging Device | \$1560 |
| 04 - Island Tables (Custom) | Call |
| | \$25952 list |

w/o custom center island tables

90° Corner:

| | |
|-----------------------------|-------------|
| 06 - 4430 Straight Modules | \$6540 |
| 01 - 4434 90° Corner Module | \$1633 |
| 06 - GD Ganging Device | \$390 |
| | \$8563 list |

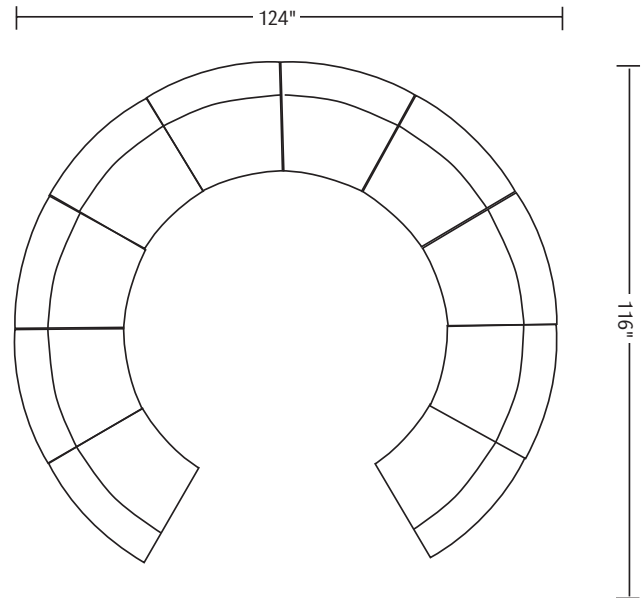
Unlimited configurations can be achieved with the Gilia modular lounge pieces and tables.
A few configurations are shown below.



INSIDE FACING CIRCLE CONFIGURATION

Arc Configuration Includes:
10 - 4432 30° Outside Modules
09 - GD Ganging Device

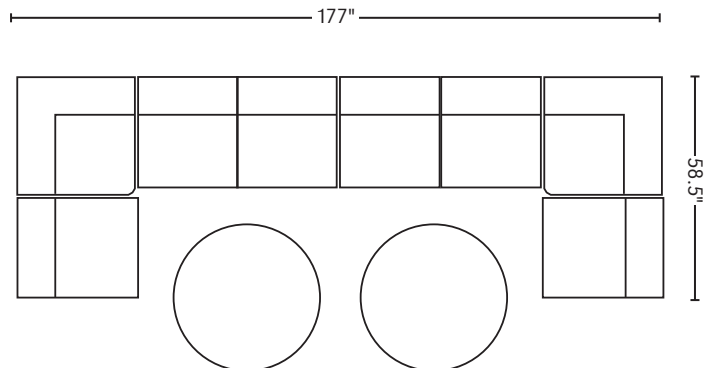
Pricing (COM):
\$14020
\$585
\$14605 list



"U" CONFIGURATION

"U" Configuration Includes:
06 - 4430BAR Straight Modules
02 - 4434 90° Corner Module
02 - 0584 Geometra 36" Circle Table Lam Top
09 - GD Ganging Device

Pricing (COM):
\$7938
\$3266
\$4358
\$585
\$16147 list



| DIMENSIONS | Straight | Bariatric | End Module |
|-------------------|---------------|---------------|---------------|
| Seat Width Front: | 23.5" | 30" | 57.5" |
| Seat Depth: | 19" | 19" | 23.5" |
| Seat Height: | 17" | 17" | 17" |
| Back Height: | 32" | 32" | - |
| Overall Width: | 23.5" | 30" | 57" |
| Overall Depth: | 28" | 28" | 28" |
| Qty./Wt.: | 1 ea./43 lbs. | 1 ea./72 lbs. | 1 ea./28 lbs. |



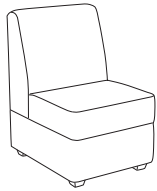
STRAIGHT MODULE

TWO FABRIC OPTION



END MODULE
WITH TWO FABRIC OPTION


MODEL / DESCRIPTION / LIST PRICING



4430 Straight Module

COM Yardage: Total: 5 Yds. / Back: 2 Yds. / Seat: 1.5 Yd. / Base: 1.5 Yd.

| COM | GR1 | GR2 | GR3 | GR4 | GR5 | GR6 | GR7 | GR8 | GR9 | GR10 | LEA |
|--------|--------|--------|--------|--------|--------|--------|--------|--------|--------|--------|--------|
| \$1090 | \$1166 | \$1213 | \$1261 | \$1312 | \$1364 | \$1419 | \$1476 | \$1535 | \$1596 | \$1660 | \$1962 |



4430BAR Bariatric Straight Module

COM Yardage: Total: 5 Yds. / Back: 2 Yds. / Seat: 1.5 Yds. / Base: 1.5 Yds.

| COM | GR1 | GR2 | GR3 | GR4 | GR5 | GR6 | GR7 | GR8 | GR9 | GR10 | LEA |
|--------|--------|--------|--------|--------|--------|--------|--------|--------|--------|--------|--------|
| \$1323 | \$1416 | \$1472 | \$1531 | \$1592 | \$1656 | \$1722 | \$1791 | \$1863 | \$1937 | \$2015 | \$2381 |



BEAUMONT PRIVACY PANELS - Now available as an accessory for modular lounge products. Fully upholstered side panels are available in contrasting fabrics and feature classic stitching at the top. Solid wood top cap finishes the contemporary look. Please contact customer service for custom pricing quote.



TOP CAP AND
STITCHING DETAIL

OPTIONS

Add upcharge to list price and code to model number

| | | |
|-----|-------------------------------|---------|
| FR | CA133 Fire Retardant per yard | \$90/yd |
| MB | Moisture Barrier - per seat | \$125 |
| 2FO | Two Fabric Option | \$98 |
| GD | Ganging Brackets - per pair | \$65 |

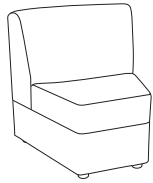
| | | |
|----------|---|------------------|
| WOD | Solid Maple Wood Legs - set of four, stained | \$96 |
| TABF-(L) | Fixed Tablet (specify blade or outside(L/R), shape A, B or C) | \$370 |
| LAM5 | Non-standard laminate (5 tablets or less) | \$250 ea. tablet |
| SST | Solid Surface Tablet Arm - add to tablet option | \$125 |

| DIMENSIONS | 30° Inside | Corner | 20° Outside |
|-------------------|---------------|---------------|---------------|
| Seat Width Front: | 17" | 19" | 31" |
| Seat Width Rear: | 26" | 19" | 24" |
| Seat Depth: | 19" | 19" | 19" |
| Seat Height: | 17" | 17" | 17" |
| Back Height: | 32" | 32" | 32" |
| Overall Width: | 31" | 28.5" | 33.5" |
| Overall Depth: | 28" | 28" | 28.5" |
| Qty./Wt.: | 1 ea./63 lbs. | 1 ea./57 lbs. | 1 ea./62 lbs. |



30° INSIDE MODULE
OPTIONAL WOOD LEGS


MODEL / DESCRIPTION / LIST PRICING



4432 30° Inside Module

COM Yardage: Total: 5 Yds. / Back: 2 Yds. / Seat: 1.5 Yd / Base: 1.5 Yds.


| COM | GR1 | GR2 | GR3 | GR4 | GR5 | GR6 | GR7 | GR8 | GR9 | GR10 | LEA |
|--------|--------|--------|--------|--------|--------|--------|--------|--------|--------|--------|--------|
| \$1402 | \$1500 | \$1560 | \$1622 | \$1687 | \$1755 | \$1825 | \$1898 | \$1974 | \$2053 | \$2135 | \$2523 |



4435 20° Outside Module (3 units make a 60° arc)

COM Yardage: Total: 5 Yds. / Back: 2 Yds. / Seat: 1.5 Yd / Base: 1.5 Yds.

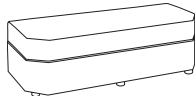
| COM | GR1 | GR2 | GR3 | GR4 | GR5 | GR6 | GR7 | GR8 | GR9 | GR10 | LEA |
|--------|--------|--------|--------|--------|--------|--------|--------|--------|--------|--------|--------|
| \$1381 | \$1477 | \$1536 | \$1598 | \$1662 | \$1728 | \$1797 | \$1869 | \$1944 | \$2022 | \$2103 | \$2485 |



4434 90° Corner Module

COM Yardage: Total: 7 Yds. / Back: 4 Yds. / Seat: 1.5 Yd / Base: 1.5 Yds.

| COM | GR1 | GR2 | GR3 | GR4 | GR5 | GR6 | GR7 | GR8 | GR9 | GR10 | LEA |
|--------|--------|--------|--------|--------|--------|--------|--------|--------|--------|--------|--------|
| \$1633 | \$1747 | \$1817 | \$1890 | \$1965 | \$2044 | \$2126 | \$2211 | \$2299 | \$2391 | \$2487 | \$2939 |



4436 End Module

COM Yardage: Total: 5.5 Yds. / Seat: 2.75 Yds. / Base: 2.75 Yds.

| COM | GR1 | GR2 | GR3 | GR4 | GR5 | GR6 | GR7 | GR8 | GR9 | GR10 | LEA |
|--------|--------|--------|--------|--------|--------|--------|--------|--------|--------|--------|--------|
| \$1738 | \$1859 | \$1934 | \$2011 | \$2092 | \$2175 | \$2262 | \$2353 | \$2447 | \$2545 | \$2646 | \$3128 |

OPTIONS

Add upcharge to list price and code to model number

| | | |
|-----|-------------------------------|---------|
| FR | CA133 Fire Retardant per yard | \$90/yd |
| MB | Moisture Barrier - per seat | \$125 |
| 2FO | Two Fabric Option | \$98 |
| GD | Ganging Brackets - per pair | \$65 |

| | | |
|----------|---|------------------|
| WOD | Solid Maple Wood Legs - set of four, stained | \$96 |
| TABF-() | Fixed Tablet (specify blade or outside(L/R), shape A, B or C) | \$370 |
| LAM5 | Non-standard laminate (5 tablets or less) | \$250 ea. tablet |
| SST | Solid Surface Tablet Arm - add to tablet option | \$125 |


| DIMENSIONS | Arm Chair | Ottoman | Bariatric Arm Chair |
|----------------|---------------|---------------|---------------------|
| Seat Width: | 23.5" | 22.5" | 30" |
| Seat Depth: | 22.5" | 22.5" | 22.5" |
| Seat Height: | 17" | 17" | 17" |
| Arm Height: | 26" | - | 26" |
| Back Height: | 32" | - | 32" |
| Overall Width: | 33.5" | 22.5" | 40" |
| Overall Depth: | 28" | 22.5" | 28" |
| Qty./Wt.: | 1 ea./68 lbs. | 1 ea./28 lbs. | 1 ea./80 lbs. |



NOTE: Left or Right Arm is determined when seated on product. Arms are factory installed.

ARM CHAIR WITH OTTOMAN


MODEL / DESCRIPTION / LIST PRICING



4474 Arm Chair

COM Yardage: Total: 8.5 Yds. / Arm: 3.5 Yds. / Back: 2 Yds. / Seat: 1.5 Yd. / Base: 1.5 Yds.

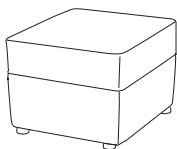
| COM | GR1 | GR2 | GR3 | GR4 | GR5 | GR6 | GR7 | GR8 | GR9 | GR10 | LEA |
|--------|--------|--------|--------|--------|--------|--------|--------|--------|--------|--------|--------|
| \$1586 | \$1696 | \$1764 | \$1835 | \$1908 | \$1985 | \$2064 | \$2147 | \$2232 | \$2322 | \$2415 | \$2854 |



4474BAR Bariatric Arm Chair

COM Yardage: Total: 8.5 Yds. / Arm: 3.5 Yds. / Back: 2 Yds. / Seat: 1.5 Yd. / Base: 1.5 Yds.

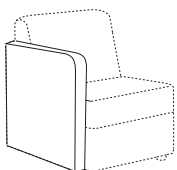
| COM | GR1 | GR2 | GR3 | GR4 | GR5 | GR6 | GR7 | GR8 | GR9 | GR10 | LEA |
|--------|--------|--------|--------|--------|--------|--------|--------|--------|--------|--------|--------|
| \$1733 | \$1854 | \$1928 | \$2005 | \$2085 | \$2169 | \$2255 | \$2346 | \$2439 | \$2537 | \$2638 | \$3119 |



4446 Ottoman

COM Yardage: Total: 2.75 Yds. / Seat: 1.5 Yd. / Base: 1.25 Yds.

| COM | GR1 | GR2 | GR3 | GR4 | GR5 | GR6 | GR7 | GR8 | GR9 | GR10 | LEA |
|--------|--------|--------|--------|--------|--------|--------|--------|--------|--------|--------|--------|
| \$1045 | \$1118 | \$1163 | \$1209 | \$1257 | \$1308 | \$1360 | \$1414 | \$1471 | \$1530 | \$1591 | \$1881 |

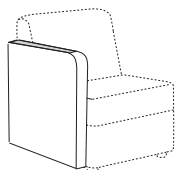


4447L Left Outside Arm
4447R Right Outside Arm

COM Yardage: 2 Yds. / One Arm: 3.5 Yds.

| COM | GR1 | GR2 | GR3 | GR4 | GR5 | GR6 | GR7 | GR8 | GR9 | GR10 | LEA |
|-------|-------|-------|-------|-------|-------|-------|-------|-------|-------|-------|-------|
| \$431 | \$461 | \$479 | \$498 | \$518 | \$539 | \$560 | \$583 | \$606 | \$630 | \$656 | \$775 |

Right Outside Arm



4448L Left Outside Arm with Maple Wood Arm Cap
4448R Right Outside Arm with Maple Wood Arm Cap

COM Yardage: 2 Yds.

| COM | GR1 | GR2 | GR3 | GR4 | GR5 | GR6 | GR7 | GR8 | GR9 | GR10 | LEA |
|-------|-------|-------|-------|-------|-------|-------|-------|-------|-------|-------|-------|
| \$546 | \$584 | \$608 | \$632 | \$657 | \$683 | \$711 | \$739 | \$769 | \$800 | \$832 | \$983 |

Right Arm Wood Arm Cap

OPTIONS

Add upcharge to list price and code to model number

| | | |
|-----|-------------------------------|---------|
| FR | CA133 Fire Retardant per yard | \$90/yd |
| MB | Moisture Barrier - per seat | \$125 |
| 2FO | Two Fabric Option | \$98 |
| GD | Ganging Brackets - per pair | \$65 |

| | | |
|---------|---|------------------|
| WOD | Solid Maple Wood Legs - set of four, stained | \$96 |
| TABF(-) | Fixed Tablet (specify blade or outside(L/R), shape A, B or C) | \$370 |
| LAM5 | Non-standard laminate (5 tablets or less) | \$250 ea. tablet |
| CAS | Casters set of 4 | \$160 |
| SST | Solid Surface Tablet Arm - add to tablet option | \$125 |

| DIMENSIONS | Straight | Ottoman | Tabouret |
|----------------|---------------|---------------|---------------|
| Seat Width: | 23.5" | 22.5" | 20" |
| Seat Depth: | 19" | 22.5" | 22" |
| Seat Height: | 17" | 17.5" | 18" |
| Back Height: | 32" | - | - |
| Overall Width: | 23.5" | 22.5" | 20" |
| Overall Depth: | 28" | 22.5" | 22" |
| Qty./Wt.: | 1 ea./43 lbs. | 1 ea./27 lbs. | 1 ea./42 lbs. |

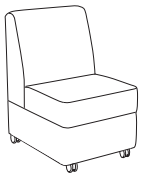


GILIA STRAIGHT MODULE WITH CASTERS



GILIA OTTOMAN

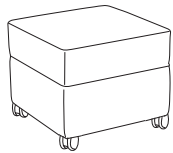
MODEL / DESCRIPTION / LIST PRICING



4426 Straight Module on Casters

COM Yardage: Total: 5 Yds. / Back: 2 Yds. / Seat: 1.5 / Base: 1.5 Yds.

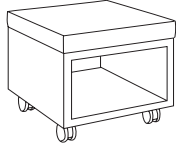
| COM | GR1 | GR2 | GR3 | GR4 | GR5 | GR6 | GR7 | GR8 | GR9 | GR10 | LEA |
|--------|--------|--------|--------|--------|--------|--------|--------|--------|--------|--------|--------|
| \$1174 | \$1256 | \$1306 | \$1359 | \$1413 | \$1469 | \$1528 | \$1589 | \$1653 | \$1719 | \$1788 | \$2113 |



4420 Ottoman on Casters

COM Yardage: Total: 2.75 Yds. / Seat: 1.5 Yd. / Base: 1.25 Yds.

| COM | GR1 | GR2 | GR3 | GR4 | GR5 | GR6 | GR7 | GR8 | GR9 | GR10 | LEA |
|--------|--------|--------|--------|--------|--------|--------|--------|--------|--------|--------|--------|
| \$1199 | \$1283 | \$1334 | \$1388 | \$1443 | \$1501 | \$1561 | \$1623 | \$1688 | \$1756 | \$1826 | \$2158 |

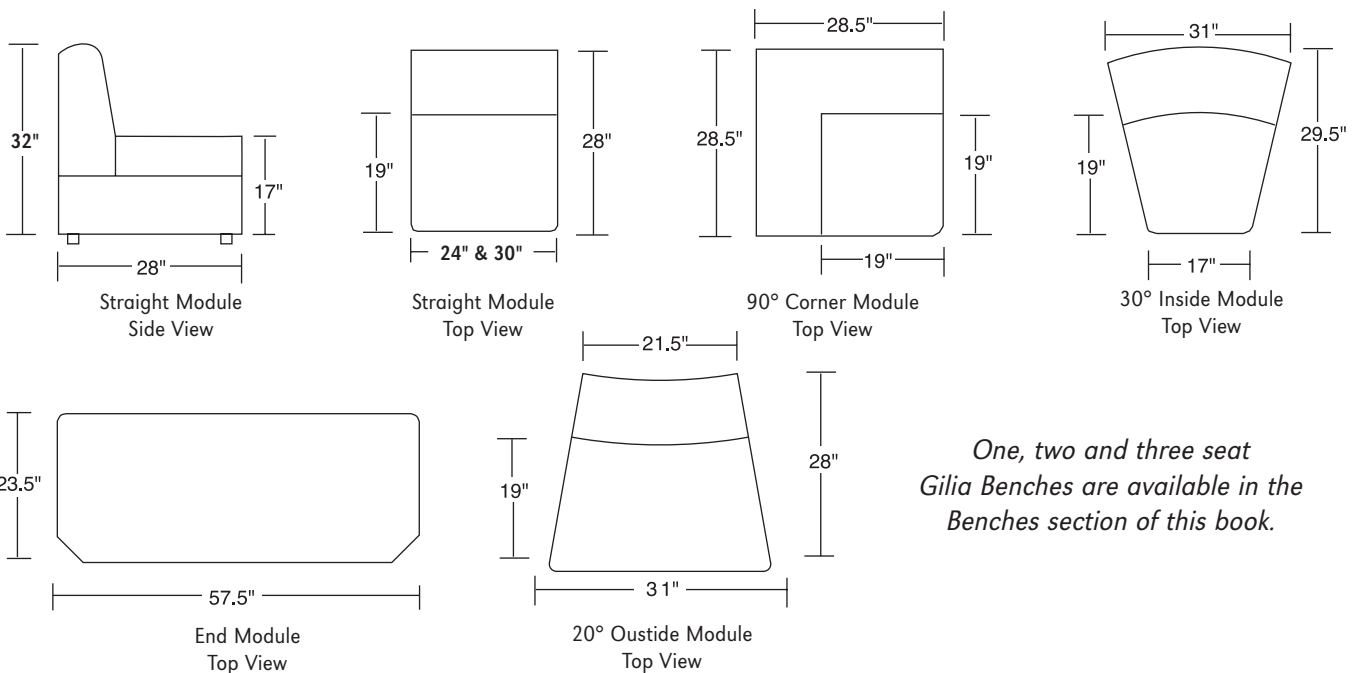


4424 Tabouret with 2" Cushion Top, Laminated Base and Dual Wheel Casters

COM Yardage: 1.5 Yd.

| COM | GR1 | GR2 | GR3 | GR4 | GR5 | GR6 | GR7 | GR8 | GR9 | GR10 | LEA |
|--------|--------|--------|--------|--------|--------|--------|--------|--------|--------|--------|--------|
| \$1645 | \$1761 | \$1831 | \$1904 | \$1980 | \$2060 | \$2142 | \$2228 | \$2317 | \$2409 | \$2506 | \$2962 |

GILIA LOUNGE MODULE DIMENSIONS



One, two and three seat Gilia Benches are available in the Benches section of this book.

KATE MODULAR TABLE OF CONTENTS

Specifications 382

Features and Construction 384

Sample Configurations/Diagrams 385

Sectional Module Upholstered Base Pricing 388

Sectional Module Plinth Base Pricing 389

Half Round & Bariatric Upholstered Base Pricing 390

Half Round & Bariatric Plinth Base Pricing 391

Individual Arms 392

Pictorial Dimensions 393

Online Table Pricing 394




Oval Shape Configuration

**Straight Modules
Available in 3 widths
20", 24" and 30"**

KATE MODULAR COLLECTION

Kate Modular Lounge makes designing for any public space easy. This line offers five basic units: straight, 30° inside wedge and 30° outside wedge which allow for inward and outward curves, a corner and a settee. Kate is an ideal choice for its unlimited configurations and ease of re-configuration.



"X" Configuration w/ two tone fabric

KATE GENERAL SPECIFICATIONS

Frame Construction

Frame assembly is constructed of multi-ply hardwood, with tongue and groove construction. Seat foam is bonded to all sides of hardwood frame. Seat cushions are 4" graded, high resiliency (H.R.) block foam with seat back 3" H.R. foam, covered entirely with special bonded polyester fiber to protect final upholstery. No sag-springs are installed in seat & back along with interlocking helicoil springs to prevent sagging and provide additional lower back and seat support.

Upholstery

Kate modular lounge is fully upholstered in your choice of fabric, vinyl, crypton, leather or Customers Own Material. ERG uses only water based glues and adhesives in all our upholstery process.

Field Replaceable Upholstery (FRU)

Available with optional replaceable slip covers attached with Velcro® which can be changed on site.

Plinth Base

Available plinth base replaces upholstery bottom with laminate instead of fabric.

Glides

Kate modular and benches come with factory installed, 2" black nylon glides. Optional wood legs are made of solid Maple and are finished in a choice of transparent wood stain finish colors.

Tables

See Kate Modular Cube tables page in this series and Cubed Plus series in the Occasional Tables section for more occasional tables.

ORDERING INFORMATION

To Order Please Specify:

- | | |
|----------------------------|-------------------------------|
| 1) Series Name | 5) Fabric Grade & Number |
| 2) Model Number | 6) Plinth Base Laminate Color |
| 3) Quantity | 7) Optional Items |
| 4) Wood Stain Finish Color | |

COLORS / FINISHES

Wood Stain for Maple Wood Legs:

All transparent wood stain colors available.

Plinth Base Laminate:

ERG offers over 1000 standard laminate choices from Nevamar, Wilsonart, Formica and Pionite.



Half Circle outside configuration w/ plinth base

OPTIONS

- CODE: FR - CA133 Fire Retardant.
- CODE: MB - Moisture Barrier.
- CODE: 2FO - Two Fabric Option.
- CODE: GD - Ganging Brackets (Necessary when ganging two or more modules together). Please submit drawing layout where ganging should be installed.
- CODE: WOD - Solid Maple Wood Legs - set of four.
- CODE: FRU - Field Replaceable Upholstery Cover..
- CODE: TABF() - Fixed Laminate Tablet - outside or between two modular units (specify tablet shape A, B or C)
- CODE: SST - Solid Surface Tablet Arm
- CODE: LAM5 - Non-standard laminate for 5 or less tablets see options for upcharge

Note: Factory installed power/data available, see accessories section for details and pricing.

TABLET SHAPES

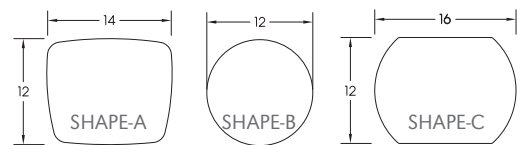
Choose from 3 Tablet Shapes::

Tablets for all modular series are available in 3 shapes, choose from the three shapes shown and specify; A, B or C and left or right (outside tablet) when ordering. Example: TABF-(A) Left - this would be a fixed shape A tablet on the left side (when seated).

Optional Solid Surface available.

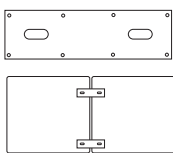
Note:

- Tablet orders of 5 or less - choice of 3 standard laminate colors: Wilsonart Black or Frosty White and Nevamar Silver Alu Metalx.
- Tablet orders of 6 or more - any choice standard laminate colors.




CUSTOM ARCS ARE A SPECIALTY AT ERG

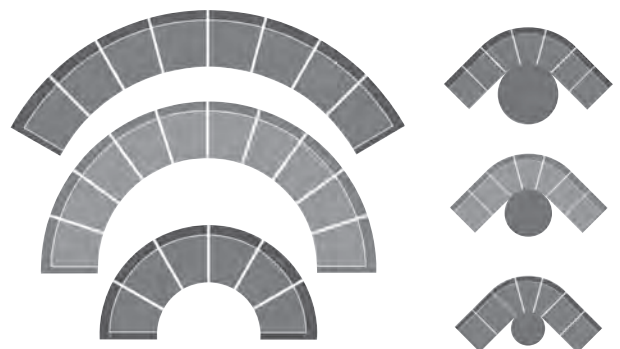
We welcome your inquiry.




GANGING BRACKETS CODE: GD



MAPLE WOOD LEGS





T configuration plinth base

FEATURES UNIQUE TO KATE

Base Design

Base design is slanted in on the front to improve heel position when sitting.

Back of Frame

Back of frame is vertical so that no space is wasted when modules are positioned against walls and back to back configurations can fit tightly together conserving floor space.

Lounge Width

Lounge Width: Kate offers more options than ever before. Single straight seats are now offered in three widths: 20", 24" and 30".

Optional Custom Arcs

Standard arc diameter is 106". Optional custom arcs with varying diameters are available with the Kate Modular Lounge System. We can design and build a perfect fit for your room. ERG will be glad to quote on your special custom configuration.

REPLACEMENT UPHOLSTERY COVERS

Optional replaceable upholstery covers can be changed or cleaned and replaced on-site. Covers are attached with Velcro®

Please refer to options on specification page. Some things to consider: if you plan to reorder replacement pieces in the future, the same die lot/fabric may not be available, and the base cover is not replaceable. An optional laminate plinth base may be preferable so that changes in fabric from seat to base would not be an issue.



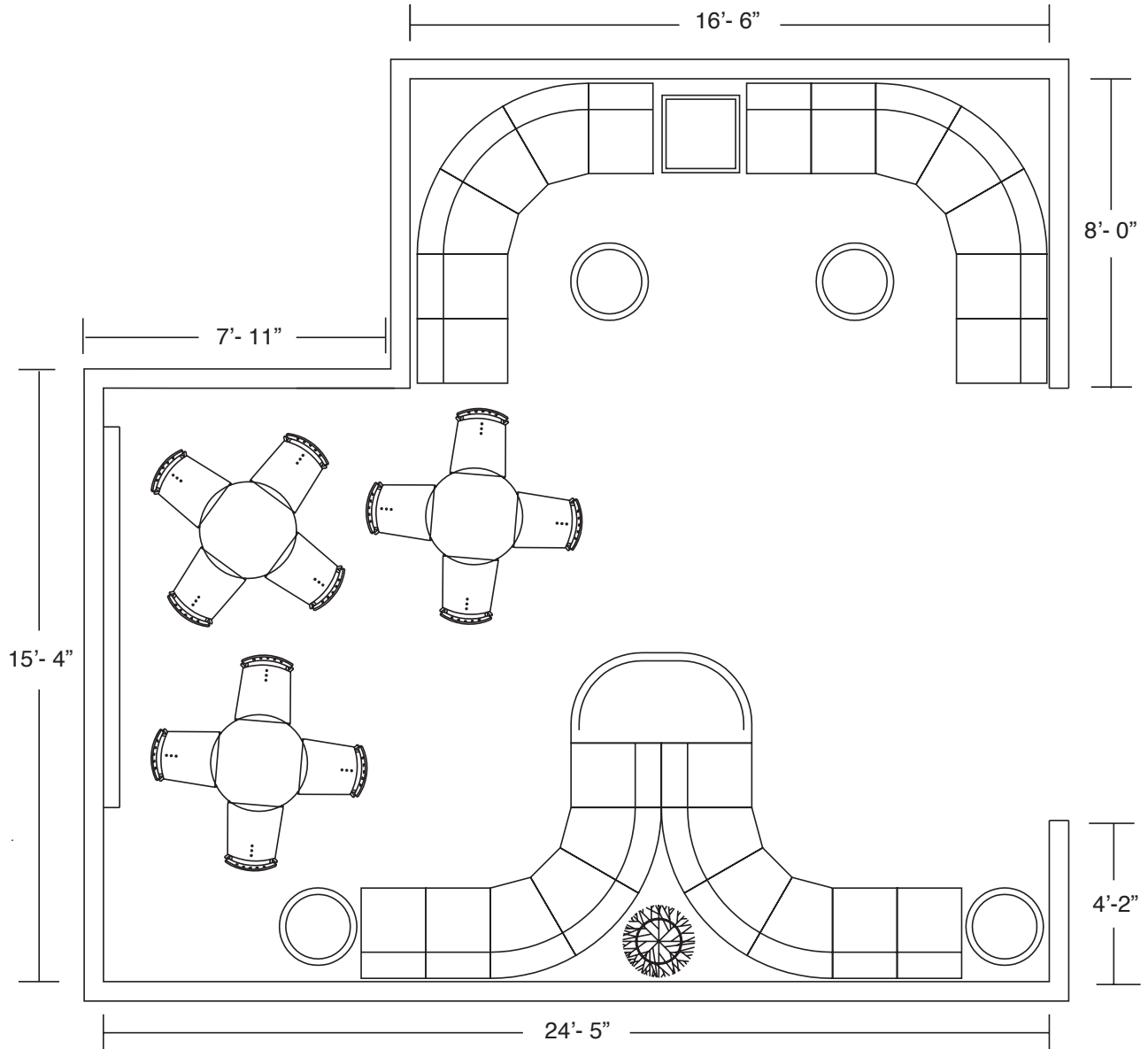
WHERE TO USE KATE MULTIPLE SEATING?

Medical clinics, hospitals, reception areas, lobbies, waiting rooms and anywhere where increased privacy is desired. Kate Multiple Seating is uniquely designed to fill this requirement.

OUR PERSONAL GUARANTEE

Because every fabric stretches differently ERG sews and fits a complete seat and back sample prior to cutting your COM fabric to prevent wrinkles or loose fit. With this extra attention to detail ERG guarantees a perfect upholstery fit.

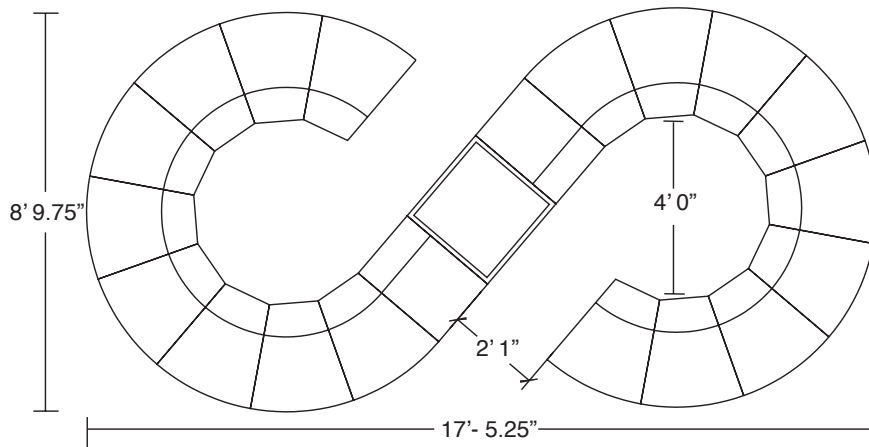
Unlimited configurations can be achieved with the Kate modular lounge pieces and tables.
A few of the many configurations obtainable are shown on the following pages.



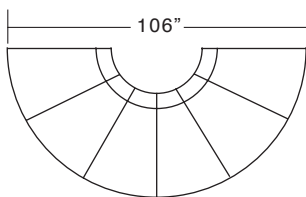
| Configuration Includes: | Pricing (COM): |
|---|---------------------|
| 13 - 3650 Kate Straight module | \$14885 |
| 12 - 3655 30° Inside Module | \$16260 |
| 1 - 3690 Half Round End Unit | \$2307 |
| 1 - 3680 Cube Plus 24"x24" Square Table | \$1633 |
| 4 - 3678 Cube Plus 24" Round Table | \$6544 |
| 23 - GD Ganging Bracket (pair) | \$1196 |
| 3 - BR30D Brandon 30" Round Table | \$1662 |
| 12 - 260, Bikini 4 leg chair wood seat/back | \$6252 |
| | <u>\$50739 list</u> |



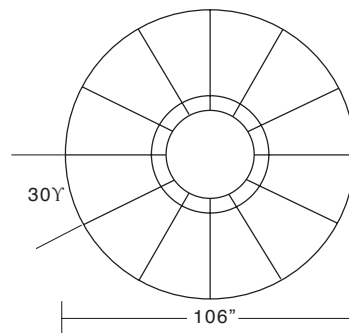
"S" Configuration - Fully upholstered two tone fabric. Configuration shown with inside seating.



| | |
|-------------------------------------|---------------------|
| "S" Configuration Includes: | Pricing (COM): |
| 18 - 3660 30° Outside Modules | \$26838 |
| 02 - 3650 Straight Modules | \$2290 |
| 01 - 3681 Geometra 28" Square Table | \$1844 |
| 18 - GD Ganging Device | \$936 |
| | <u>\$31908 list</u> |



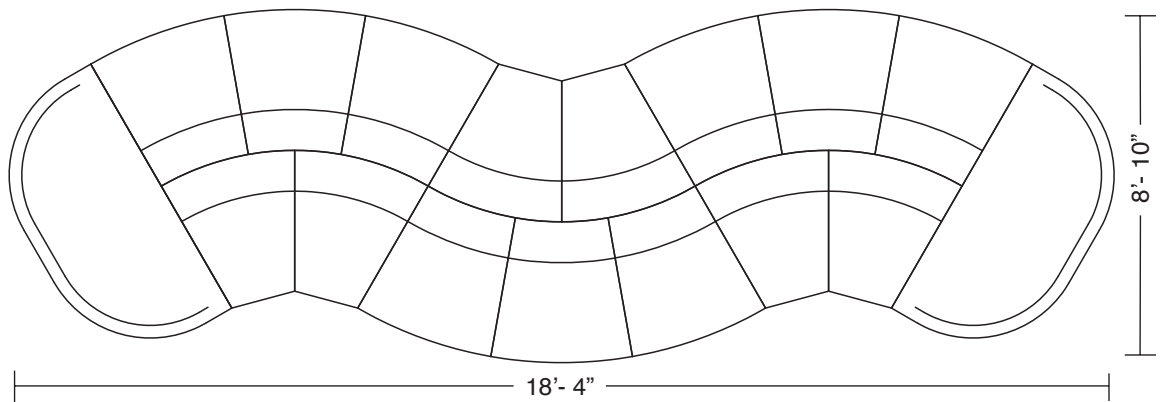
| | |
|-------------------------------|--------------------|
| Half Outside Facing Circle | Pricing (COM): |
| 06 - 3660 30° Outside Modules | \$8946 |
| 05 - GD Ganging Device | \$260 |
| | <u>\$9206 list</u> |



| | |
|-------------------------------|---------------------|
| Outside Facing Circle | Pricing (COM): |
| 12 - 3660 30° Outside Modules | \$17892 |
| 12 - GD Ganging Device | \$624 |
| | <u>\$18516 list</u> |



Serpentine Configuration w/ plinth base



| | |
|------------------------------------|----------------|
| Serpentine Configuration Includes: | Pricing (COM): |
| 09 - 3660P 30° Outside Modules | \$16254 |
| 06 - 3655P 30° Inside Modules | \$10020 |
| 02 - 3690P End Modules | \$5246 |
| 17 - GD Ganging Device | \$884 |
| | <hr/> |
| | \$32404 list |

| DIMENSIONS | Straight | 30° Inside | 30° Outside | 20° Outside | Corner Unit |
|-------------------|---------------|---------------|---------------|---------------|---------------|
| Seat Width Front: | 20" | 13" | 27.5" | 28" | 21" |
| Seat Width Rear: | 20" | 27.5" | 13" | 18.5" | 21" |
| Seat Depth: | 18" | 18" | 18" | 18" | 18" |
| Seat Height: | 18" | 18" | 18" | 18" | 18" |
| Back Height: | 35" | 35" | 35" | 35" | 35" |
| Overall Width: | 20" | 27.5" | 27.5" | 28" | 28" |
| Overall Depth: | 28" | 28" | 28" | 28" | 28" |
| Qty./Wt.: | 1 ea./50 lbs. | 1 ea./45 lbs. | 1 ea./65 lbs. | 1 ea./65 lbs. | 1 ea./75 lbs. |




SINGLE UNIT

MODEL / DESCRIPTION / LIST PRICING




3650 Single Straight Unit COM Yardage: Total: 3.25 Yds. / Back: 2 Yds. / Seat: 1.5 Yd / Base: 1.25 Yds.

| COM | GR1 | GR2 | GR3 | GR4 | GR5 | GR6 | GR7 | GR8 | GR9 | GR10 | LEA |
|--------|--------|--------|--------|--------|--------|--------|--------|--------|--------|--------|--------|
| \$1145 | \$1225 | \$1274 | \$1325 | \$1378 | \$1433 | \$1490 | \$1550 | \$1612 | \$1676 | \$1743 | \$2060 |




3655 30° Inside Unit COM Yardage: Total: 4.75 Yds. / Back: 2 Yds. / Seat: 1.5 Yd / Base: 1.25 Yd.

| COM | GR1 | GR2 | GR3 | GR4 | GR5 | GR6 | GR7 | GR8 | GR9 | GR10 | LEA |
|--------|--------|--------|--------|--------|--------|--------|--------|--------|--------|--------|--------|
| \$1355 | \$1449 | \$1507 | \$1568 | \$1630 | \$1695 | \$1763 | \$1834 | \$1907 | \$1983 | \$2063 | \$2438 |




3660 30° Outside Unit COM Yardage: Total: 4.75 Yds. / Back: 2 Yds. / Seat: 1.5 Yd / Base: 1.25 Yd.

| COM | GR1 | GR2 | GR3 | GR4 | GR5 | GR6 | GR7 | GR8 | GR9 | GR10 | LEA |
|--------|--------|--------|--------|--------|--------|--------|--------|--------|--------|--------|--------|
| \$1491 | \$1595 | \$1659 | \$1726 | \$1795 | \$1866 | \$1941 | \$2019 | \$2099 | \$2183 | \$2271 | \$2684 |



3659 20° Outside Unit COM Yardage: Total: 4.758 Yds. / Back: 2 Yds. / Seat: 1.5 Yardx / Base: 1.25 Yd.

| COM | GR1 | GR2 | GR3 | GR4 | GR5 | GR6 | GR7 | GR8 | GR9 | GR10 | LEA |
|--------|--------|--------|--------|--------|--------|--------|--------|--------|--------|--------|--------|
| \$1491 | \$1595 | \$1659 | \$1726 | \$1795 | \$1866 | \$1941 | \$2019 | \$2099 | \$2183 | \$2271 | \$2684 |



3658 Corner Unit COM Yardage: Total: 7 Yds. / Back: 4 Yds. / Seat: 1.75 Yd / Base: 1.5 Yd.

| COM | GR1 | GR2 | GR3 | GR4 | GR5 | GR6 | GR7 | GR8 | GR9 | GR10 | LEA |
|--------|--------|--------|--------|--------|--------|--------|--------|--------|--------|--------|--------|
| \$1731 | \$1853 | \$1927 | \$2004 | \$2084 | \$2167 | \$2254 | \$2344 | \$2438 | \$2535 | \$2637 | \$3117 |

OPTIONS

Add upcharge to list price and code to model number

| | | |
|-----|--|---------|
| FR | CA133 Fire Retardant per yard | \$90/yd |
| MB | Moisture Barrier - per seat | \$125 |
| 2FO | Two Fabric Option | \$98 |
| GD | Ganging Brackets - per pair | \$52 |
| WOD | Solid Maple Wood Legs - set of four, stained | \$96 |


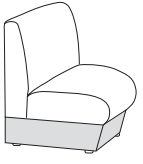
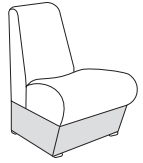
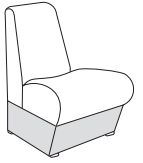
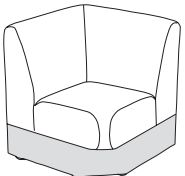
| | | |
|---------|---|------------------|
| TABF(-) | Fixed Tablet (specify blade or outside(L/R), shape A, B or C) | \$370 |
| LAM5 | Non-standard laminate (5 tablets or less) | \$250 ea. tablet |
| SST | Solid Surface Tablet Arm - add to tablet option | \$125 |
| FRU | Field Replaceable Upholstery Cover | \$325 |

| DIMENSIONS | Straight | 30° Inside | 30° Outside | 20° Outside | Corner Unit |
|-------------------|---------------|---------------|---------------|---------------|---------------|
| Seat Width Front: | 20" | 13" | 27.5" | 28" | 21" |
| Seat Width Rear: | 20" | 27.5" | 13" | 18.5" | 21" |
| Seat Depth: | 18" | 18" | 18" | 18" | 18" |
| Seat Height: | 18" | 18" | 18" | 18" | 18" |
| Back Height: | 35" | 35" | 35" | 35" | 35" |
| Overall Width: | 20" | 27.5" | 27.5" | 28" | 28" |
| Overall Depth: | 28" | 28" | 28" | 28" | 28" |
| Qty./Wt.: | 1 ea./50 lbs. | 1 ea./45 lbs. | 1 ea./65 lbs. | 1 ea./65 lbs. | 1 ea./75 lbs. |



CORNER UNIT PLINTH BASE

MODEL / DESCRIPTION / LIST PRICING

| MODEL | DESCRIPTION | COM | GR1 | GR2 | GR3 | GR4 | GR5 | GR6 | GR7 | GR8 | GR9 | GR10 | LEA | COM Yardage: Total: | Back: | Seat: |
|---|-----------------------------------|--------|--------|--------|--------|--------|--------|--------|--------|--------|--------|--------|--------|---------------------|--------|---------|
|  | 3650P Single Straight Unit | | | | | | | | | | | | | 3.5 Yds. | 2 Yds. | 1.5 Yd. |
| | | \$1460 | \$1562 | \$1624 | \$1689 | \$1757 | \$1827 | \$1900 | \$1976 | \$2055 | \$2137 | \$2223 | \$2627 | | | |
|  | 3655P 30° Inside Unit | | | | | | | | | | | | | 3.5 Yds. | 2 Yds. | 1.5 Yd. |
| | | \$1670 | \$1786 | \$1858 | \$1932 | \$2009 | \$2090 | \$2173 | \$2260 | \$2351 | \$2445 | \$2543 | \$3005 | | | |
|  | 3660P 30° Outside Unit | | | | | | | | | | | | | 3.5 Yds. | 2 Yds. | 1.5 Yd. |
| | | \$1806 | \$1932 | \$2010 | \$2090 | \$2174 | \$2261 | \$2351 | \$2445 | \$2543 | \$2645 | \$2750 | \$3251 | | | |
|  | 3659P 20° Outside Unit | | | | | | | | | | | | | 3.5 Yds. | 2 Yds. | 1.5 Yd. |
| | | \$1806 | \$1932 | \$2010 | \$2090 | \$2174 | \$2261 | \$2351 | \$2445 | \$2543 | \$2645 | \$2750 | \$3251 | | | |
|  | 3658P Corner Unit | | | | | | | | | | | | | 5.5 Yds. | 4 Yds. | 1.5 Yd. |
| | | \$2046 | \$2190 | \$2277 | \$2368 | \$2463 | \$2562 | \$2664 | \$2771 | \$2881 | \$2997 | \$3117 | \$3684 | | | |

OPTIONS

Add upcharge to list price and code to model number

| | | |
|-----|--|---------|
| FR | CA133 Fire Retardant per yard | \$90/yd |
| MB | Moisture Barrier - per seat | \$125 |
| 2FO | Two Fabric Option | \$98 |
| GD | Ganging Brackets - per pair | \$52 |
| WOD | Solid Maple Wood Legs - set of four, stained | \$96 |

| | | |
|---------|---|------------------|
| TABF(-) | Fixed Tablet (specify blade or outside(L/R), shape A, B or C) | \$370 |
| LAM5 | Non-standard laminate (5 tablets or less) | \$250 ea. tablet |
| SST | Solid Surface Tablet Arm - add to tablet option | \$125 |
| FRU | Field Replaceable Upholstery Cover | \$325 |

| DIMENSIONS | End Unit | Single Seat Unit | Bariatric Unit | Ottoman |
|----------------|---------------|------------------|----------------|---------------|
| Seat Width: | 56" | 24" | 30" | 22" |
| Seat Depth: | 28" | 20" | 20" | 22" |
| Seat Height: | 18" | 18" | 18" | 17.5" |
| Back Height: | - | 35" | 35" | - |
| Overall Width: | 56" | 24" | 30" | 22" |
| Overall Depth: | 28" | 28" | 28" | 22" |
| Qty./Wt.: | 1 ea./84 lbs. | 1 ea./60 lbs. | 1 ea./70 lbs. | 1 ea./25 lbs. |

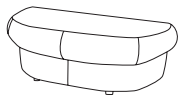


KATE HALF ROUND END UNIT



OTTOMAN


MODEL / DESCRIPTION / LIST PRICING



3690 Half Round End Unit

COM Yardage: Total: 5.5 Yds. / Seat: 3.5 Yds. / Base: 2 Yds.


| COM | GR1 | GR2 | GR3 | GR4 | GR5 | GR6 | GR7 | GR8 | GR9 | GR10 | LEA |
|--------|--------|--------|--------|--------|--------|--------|--------|--------|--------|--------|--------|
| \$2307 | \$2468 | \$2567 | \$2670 | \$2777 | \$2888 | \$3003 | \$3123 | \$3248 | \$3378 | \$3513 | \$4152 |



3652 24" Single Straight Unit

COM Yardage: Total: 5 Yds. / Back: 2 Yds. / Seat: 1.5 Yds. / Base: 1.5 Yardx

| COM | GR1 | GR2 | GR3 | GR4 | GR5 | GR6 | GR7 | GR8 | GR9 | GR10 | LEA |
|--------|--------|--------|--------|--------|--------|--------|--------|--------|--------|--------|--------|
| \$1223 | \$1309 | \$1361 | \$1416 | \$1472 | \$1531 | \$1592 | \$1656 | \$1722 | \$1791 | \$1863 | \$2202 |



3652BAR Bariatric Straight Unit

COM Yardage: Total: 5 Yds. / Back: 2 Yds. / Seat: 1.5 Yds. / Base: 1.5 Yds.

| COM | GR1 | GR2 | GR3 | GR4 | GR5 | GR6 | GR7 | GR8 | GR9 | GR10 | LEA |
|--------|--------|--------|--------|--------|--------|--------|--------|--------|--------|--------|--------|
| \$1360 | \$1455 | \$1513 | \$1574 | \$1637 | \$1702 | \$1770 | \$1841 | \$1915 | \$1991 | \$2071 | \$2448 |



3657 Ottoman

COM Yardage: Total: 2.75 Yds. / Seat: 1.5 Yd. / Base: 1.25 Yd.

| COM | GR1 | GR2 | GR3 | GR4 | GR5 | GR6 | GR7 | GR8 | GR9 | GR10 | LEA |
|-------|--------|--------|--------|--------|--------|--------|--------|--------|--------|--------|--------|
| \$954 | \$1021 | \$1062 | \$1105 | \$1149 | \$1195 | \$1243 | \$1292 | \$1344 | \$1398 | \$1454 | \$1718 |

OPTIONS

Add upcharge to list price and code to model number

| | | |
|-----|--|---------|
| FR | CA133 Fire Retardant per yard | \$90/yd |
| MB | Moisture Barrier - per seat | \$125 |
| 2FO | Two Fabric Option | \$98 |
| GD | Ganging Brackets - per pair | \$52 |
| WOD | Solid Maple Wood Legs - set of four, stained | \$96 |

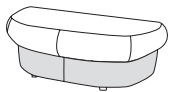
| | | |
|---------|---|------------------|
| TABF(-) | Fixed Tablet (specify blade or outside(L/R), shape A, B or C) | \$370 |
| LAM5 | Non-standard laminate (5 tablets or less) | \$250 ea. tablet |
| SST | Solid Surface Tablet Arm - add to tablet option | \$125 |
| FRU | Field Replaceable Upholstery Cover | \$325 |

| DIMENSIONS | End Unit | Single Seat Unit | Bariatric Unit | Ottoman |
|----------------|---------------|------------------|----------------|---------------|
| Seat Width: | 56" | 24" | 30" | 22" |
| Seat Depth: | 28" | 20" | 20" | 22" |
| Seat Height: | 18" | 18" | 18" | 17.5" |
| Back Height: | - | 35" | 35" | - |
| Overall Width: | 56" | 24" | 30" | 22" |
| Overall Depth: | 8" | 28" | 28" | 22" |
| Qty./Wt.: | 1 ea./84 lbs. | 1 ea./60 lbs. | 1 ea./70 lbs. | 1 ea./25 lbs. |



24" STRAIGHT UNIT


MODEL / DESCRIPTION / LIST PRICING



3690P Half Round End Unit

COM Yardage: Total: 3.5 Yds. / Seat: 3.5 Yds.


| COM | GR1 | GR2 | GR3 | GR4 | GR5 | GR6 | GR7 | GR8 | GR9 | GR10 | LEA |
|--------|--------|--------|--------|--------|--------|--------|--------|--------|--------|--------|--------|
| \$2623 | \$2807 | \$2919 | \$3036 | \$3157 | \$3283 | \$3415 | \$3551 | \$3693 | \$3841 | \$3995 | \$4721 |



3652P 24" Single Straight Unit

COM Yardage: Total: 3.5 Yds. / Back: 2 Yds. / Seat: 1.5 Yds.

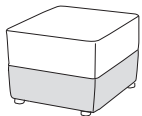
| COM | GR1 | GR2 | GR3 | GR4 | GR5 | GR6 | GR7 | GR8 | GR9 | GR10 | LEA |
|--------|--------|--------|--------|--------|--------|--------|--------|--------|--------|--------|--------|
| \$1538 | \$1646 | \$1712 | \$1780 | \$1851 | \$1926 | \$2003 | \$2083 | \$2166 | \$2253 | \$2343 | \$2769 |



3652PBAR Bariatric Straight Unit

COM Yardage: Total: 3.5 Yds. / Back: 2 Yds. / Seat: 1.5 Yds.

| COM | GR1 | GR2 | GR3 | GR4 | GR5 | GR6 | GR7 | GR8 | GR9 | GR10 | LEA |
|--------|--------|--------|--------|--------|--------|--------|--------|--------|--------|--------|--------|
| \$1433 | \$1534 | \$1595 | \$1659 | \$1725 | \$1794 | \$1866 | \$1940 | \$2018 | \$2099 | \$2183 | \$2580 |



3657P Ottoman

COM Yardage: Total: 1.5 Yds. / Seat: 1.5 Yd.

| COM | GR1 | GR2 | GR3 | GR4 | GR5 | GR6 | GR7 | GR8 | GR9 | GR10 | LEA |
|--------|--------|--------|--------|--------|--------|--------|--------|--------|--------|--------|--------|
| \$1243 | \$1330 | \$1383 | \$1439 | \$1496 | \$1556 | \$1618 | \$1683 | \$1750 | \$1821 | \$1893 | \$2238 |

OPTIONS

Add upcharge to list price and code to model number

| | | |
|-----|--|---------|
| FR | CA133 Fire Retardant per yard | \$90/yd |
| MB | Moisture Barrier - per seat | \$125 |
| 2FO | Two Fabric Option | \$98 |
| GD | Ganging Brackets - per pair | \$52 |
| WOD | Solid Maple Wood Legs - set of four, stained | \$96 |

| | | |
|----------|---|------------------|
| TABF-(L) | Fixed Tablet (specify blade or outside(L/R), shape A, B or C) | \$370 |
| LAM5 | Non-standard laminate (5 tablets or less) | \$250 ea. tablet |
| SST | Solid Surface Tablet Arm - add to tablet option | \$125 |
| FRU | Field Replaceable Upholstery Cover | \$325 |

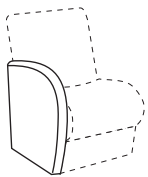
| DIMENSIONS | Straight Arm | With Armcap | Inside Arm |
|-----------------|---------------|--------------|--------------|
| Overall Height: | 26" | 26.5" | 26" |
| Width: | 3" | 3" | 2.5" |
| Overall Depth: | 26" | 26" | 20" |
| Qty./Wt.: | 1 ea./12 lbs. | 1 ea./2 lbs. | 1 ea./6 lbs. |



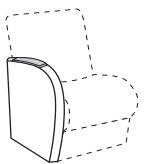
THREE 30" BARIATRIC UNITS, TWO WITH ARMS WITH WOOD ARM CAPS, CENTER UNIT WITHOUT ARMS

NOTE: Left or Right Arm is determined when seated on product. Arms are factory installed.

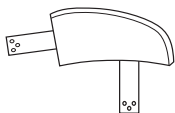
MODEL / DESCRIPTION / LIST PRICING



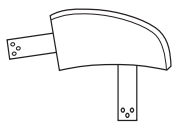
| 3664LST Left Outside Arm | | | | | | | | | | | | COM Yardage: 2 Yds. |
|---------------------------|-------|-------|-------|-------|-------|-------|-------|-------|-------|-------|-------|---------------------|
| 3664RST Right Outside Arm | | | | | | | | | | | | |
| COM | GR1 | GR2 | GR3 | GR4 | GR5 | GR6 | GR7 | GR8 | GR9 | GR10 | LEA | |
| \$461 | \$493 | \$513 | \$533 | \$555 | \$577 | \$600 | \$624 | \$649 | \$675 | \$702 | \$830 | |



| 3664W/LST Left Outside Arm with Wood Arm Cap | | | | | | | | | | | | COM Yardage: 2 Yds. |
|---|-------|-------|-------|-------|-------|-------|-------|-------|-------|-------|--------|---------------------|
| 3664W/RST Right Outside Arm with Wood Arm Cap | | | | | | | | | | | | |
| COM | GR1 | GR2 | GR3 | GR4 | GR5 | GR6 | GR7 | GR8 | GR9 | GR10 | LEA | |
| \$573 | \$613 | \$638 | \$663 | \$690 | \$718 | \$746 | \$776 | \$807 | \$840 | \$873 | \$1032 | |



| 3662 Inside Arm | | | | | | | | | | | | COM Yardage: 1 Yd. |
|-----------------|-------|-------|-------|-------|-------|-------|-------|-------|-------|-------|-------|--------------------|
| COM | GR1 | GR2 | GR3 | GR4 | GR5 | GR6 | GR7 | GR8 | GR9 | GR10 | LEA | |
| \$483 | \$517 | \$537 | \$559 | \$581 | \$605 | \$629 | \$654 | \$680 | \$707 | \$736 | \$869 | |



| 3662W Inside Arm with Wood Arm Cap | | | | | | | | | | | | COM Yardage: 1 Yd. |
|------------------------------------|-------|-------|-------|-------|-------|-------|-------|-------|-------|-------|--------|--------------------|
| COM | GR1 | GR2 | GR3 | GR4 | GR5 | GR6 | GR7 | GR8 | GR9 | GR10 | LEA | |
| \$597 | \$639 | \$665 | \$691 | \$719 | \$748 | \$778 | \$809 | \$841 | \$875 | \$910 | \$1075 | |

OPTIONS

Add upcharge to list price and code to model number

| | | |
|-----|--|---------|
| FR | CA133 Fire Retardant per yard | \$90/yd |
| MB | Moisture Barrier - per seat | \$125 |
| 2FO | Two Fabric Option | \$98 |
| GD | Ganging Brackets - per pair | \$52 |
| WOD | Solid Maple Wood Legs - set of four, stained | \$96 |

| | | |
|---------|---|------------------|
| TABF(-) | Fixed Tablet (specify blade or outside(L/R), shape A, B or C) | \$370 |
| LAM5 | Non-standard laminate (5 tablets or less) | \$250 ea. tablet |
| SST | Solid Surface Tablet Arm - add to tablet option | \$125 |
| FRU | Field Replaceable Upholstery Cover | \$325 |



Kate with laminate plinth base, replaces upholstered bottom with laminate instead of fabric.

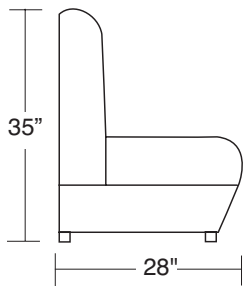


Four straight modules with laminate plinth base and a Cube wall table.

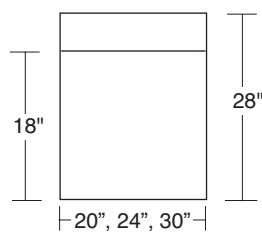


Two Kate Half Round End Units with four back to back units and outside arms

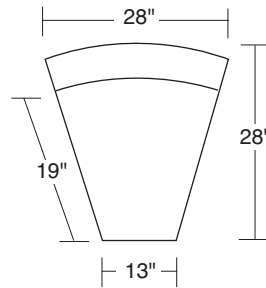
KATE LOUNGE MODULE DIMENSIONS



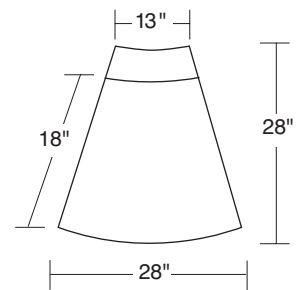
MODEL 3650
PROFILE VIEW



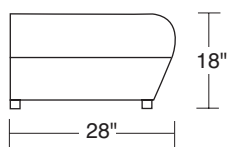
STRAIGHT MODULE



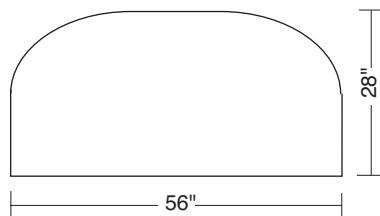
MODEL 3655
30° INSIDE MODULE



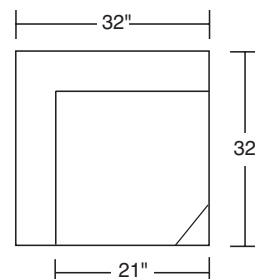
MODEL 3660
30° OUTSIDE MODULE



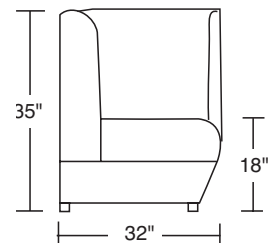
HALF ROUND PROFILE VIEW



HALF ROUND END UNIT



CORNER MODULE
MODEL 3558



CORNER MODULE
PROFILE VIEW

| DIMENSIONS | On-Line Table | 90° Inside | 90° Outside | 30° Inside | 30° Outside |
|--------------------|---------------|---------------|---------------|---------------|---------------|
| Table Height: | 15" | 15" | 15" | 15" | 15" |
| Table Width Front: | 20" | 25" | 24.5" | 12" | 25" |
| Table Width Back: | 20" | 25" | 24.5" | 25" | 12" |
| Table Depth: | 24.5" | 25" | 24.5" | 25.5" | 24.5" |
| Overall Width: | 20" | 25" | 20" | 20" | 20" |
| Overall Depth: | 25" | 25" | 24.5" | 25.5" | 25.5" |
| Qty./Wt.: | 2 ea./40 lbs. | 1 ea./44 lbs. | 1 ea./36 lbs. | 1 ea./40 lbs. | 1 ea./40 lbs. |



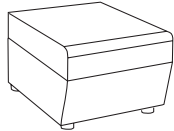
90° CORNER TABLE



30° INSIDE TABLE

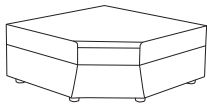
See the coordinating Cube Plus square and round recessed-base tables in the Occasional Tables section of this book.

MODEL / DESCRIPTION / LIST PRICING



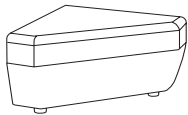
3674 On-Line Table - Upholstered Base/Laminate Top/Bullnose Wood Inlay on Edge COM Yardage: 1.5 Yds.

| COM | GR1 | GR2 | GR3 | GR4 | GR5 | GR6 | GR7 | GR8 | GR9 | GR10 | LEA |
|--------|--------|--------|--------|--------|--------|--------|--------|--------|--------|--------|--------|
| \$1328 | \$1421 | \$1478 | \$1537 | \$1599 | \$1663 | \$1729 | \$1798 | \$1870 | \$1945 | \$2023 | \$2391 |



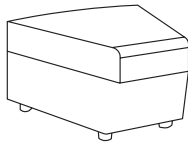
3684 90° Inside Corner Table - Upholstered Base/Laminate Top/Bullnose Wood Inlay on Corner COM Yardage: 2 Yds.

| COM | GR1 | GR2 | GR3 | GR4 | GR5 | GR6 | GR7 | GR8 | GR9 | GR10 | LEA |
|--------|--------|--------|--------|--------|--------|--------|--------|--------|--------|--------|--------|
| \$1617 | \$1730 | \$1799 | \$1871 | \$1946 | \$2024 | \$2105 | \$2189 | \$2277 | \$2368 | \$2463 | \$2911 |



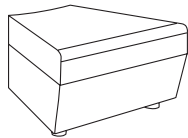
3675 90° Outside Corner Table - Upholstered Base/Laminate Top/Bullnose Wood Inlay on Edge COM Yardage: 1.5 Yds.

| COM | GR1 | GR2 | GR3 | GR4 | GR5 | GR6 | GR7 | GR8 | GR9 | GR10 | LEA |
|--------|--------|--------|--------|--------|--------|--------|--------|--------|--------|--------|--------|
| \$1573 | \$1683 | \$1750 | \$1820 | \$1893 | \$1969 | \$2048 | \$2130 | \$2215 | \$2303 | \$2395 | \$2831 |



3676 30° Inside Table - Upholstered Base/Laminate Top/Bullnose Wood Inlay on Edge COM Yardage: 1.5 Yds.

| COM | GR1 | GR2 | GR3 | GR4 | GR5 | GR6 | GR7 | GR8 | GR9 | GR10 | LEA |
|--------|--------|--------|--------|--------|--------|--------|--------|--------|--------|--------|--------|
| \$1550 | \$1658 | \$1725 | \$1794 | \$1865 | \$1940 | \$2018 | \$2098 | \$2182 | \$2269 | \$2360 | \$2790 |



3677 30° Outside Table - Upholstered Base/Laminate Top/Bullnose Wood Inlay on Edge COM Yardage: 1.5 Yds.

| COM | GR1 | GR2 | GR3 | GR4 | GR5 | GR6 | GR7 | GR8 | GR9 | GR10 | LEA |
|--------|--------|--------|--------|--------|--------|--------|--------|--------|--------|--------|--------|
| \$1550 | \$1658 | \$1725 | \$1794 | \$1865 | \$1940 | \$2018 | \$2098 | \$2182 | \$2269 | \$2360 | \$2790 |

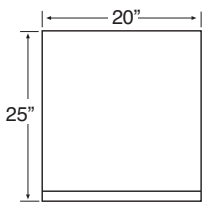
OPTIONS

Add upcharge to list price and code to model number

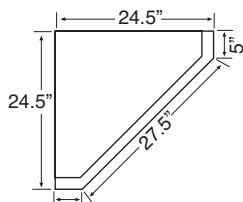
| | | |
|-----|-------------------------------|---------|
| FR | CA133 Fire Retardant per yard | \$90/yd |
| 2FO | Two Fabric Option | \$98 |

| | | |
|-----|--|------|
| GD | Ganging Brackets - per pair | \$52 |
| WOD | Solid Maple Wood Legs - set of four, stained | \$96 |

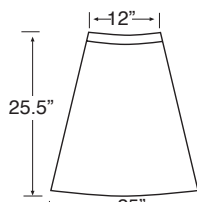
KATE ONLINE TABLE DIMENSIONS



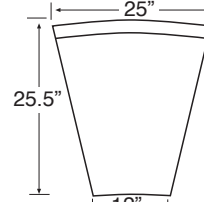
ON-LINE STRAIGHT TABLE



90° CORNER TABLE

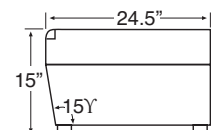


30° INSIDE WEDGE TABLE



30° OUTSIDE WEDGE TABLE

Drawings Not To Scale.



ONLINE TABLES PROFILE

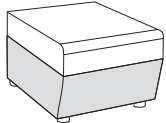
| DIMENSIONS | On-Line Table | 90° Inside | 90° Outside | 30° Inside | 30° Outside |
|--------------------|---------------|---------------|---------------|---------------|---------------|
| Table Height: | 15" | 15" | 15" | 15" | 15" |
| Table Width Front: | 20" | 25" | 24.5" | 12" | 25" |
| Table Width Back: | 20" | 25" | 24.5" | 25" | 12" |
| Table Depth: | 24.5" | 25" | 24.5" | 25.5" | 24.5" |
| Overall Width: | 20" | 25" | 20" | 20" | 20" |
| Overall Depth: | 25" | 25" | 24.5" | 25.5" | 25.5" |
| Qty./Wt.: | 2 ea./40 lbs. | 1 ea./44 lbs. | 1 ea./36 lbs. | 1 ea./40 lbs. | 1 ea./40 lbs. |



90° OUTSIDE CORNER TABLE PLINTH BASE

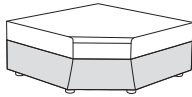
See the coordinating Cube Plus square and round recessed-base tables in the Occasional Tables section of this book.

MODEL / DESCRIPTION / LIST PRICING



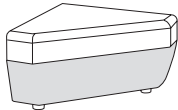
3674P On-Line Table - Plinth Base/Laminate Top/Bullnose Wood Inlay on Edge

Laminate
\$1481



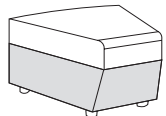
3684P 90° Inside Corner Table - Plinth Base/Laminate Top/Bullnose Wood Inlay on Corner

Laminate
\$1775



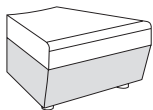
3675P 90° Outside Corner Table - Plinth Base/Laminate Top/Bullnose Wood Inlay on Edge

Laminate
\$1775



3676P 30° Inside Table - Plinth Base/Laminate Top/Bullnose Wood Inlay on Edge

Laminate
\$1730



3677P 30° Outside Table - Plinth Base/Laminate Top/Bullnose Wood Inlay on Edge

Laminate
\$1730

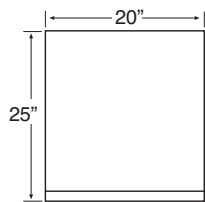
OPTIONS

Add upcharge to list price and code to model number

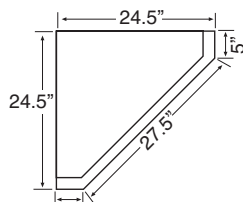
| | | |
|-----|-------------------------------|---------|
| FR | CA133 Fire Retardant per yard | \$90/yd |
| 2FO | Two Fabric Option | \$98 |

| | | |
|-----|--|------|
| GD | Ganging Brackets - per pair | \$52 |
| WOD | Solid Maple Wood Legs - set of four, stained | \$96 |

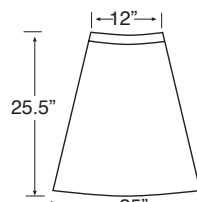
KATE ONLINE TABLE DIMENSIONS



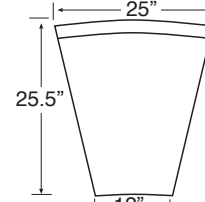
ON-LINE STRAIGHT TABLE



90° CORNER TABLE

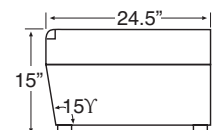


30° INSIDE WEDGE TABLE



30° OUTSIDE WEDGE TABLE

Drawings Not To Scale.



ONLINE TABLES PROFILE

MALIBU MODULAR TABLE OF CONTENTS

Specifications 397

Straight Modules 399

Curve Modules 300

Corner Modules 402

Online Benches 403

Online Benches W/ Tables 404

Curve Backless Modules 405

Arm Choices 406

Privacy Panel Introduction 407

Straight Privacy Panels Upholstered 408

Straight Laminate Panels Laminate And Acrylic 409

“A” Shape Privacy Panels Upholstered 410

“A” Shape Privacy Panels Laminate And Acrylic 411

“L” Shape Privacy Panels Upholstered 413

“L” Shape Privacy Panels Laminate And Acrylic 413

Inside Curve Privacy Panels Upholstered 415


Outside Curve Privacy Panels Upholstered 416

Panel Shelving Specifications 417

Shelving Pricing 418

Sample Configuration And Pricing 419

Malibu Configuration Renderings 421



“L” Shape configuration with straight privacy panels and Duncan occasional tables

MALIBU MODULAR COLLECTION

The Malibu modular lounge series - where design meets comfort. Featuring a modern look for higher education or any public spaces that require long duration seating comfort with greater width and depth.



MALIBU SINGLE SEAT LOUNGE



CORNER UNIT LOUNGE



MALIBU 60° CURVE



MALIBU 30° CURVE

ORDERING INFORMATION

- 1) Series Name
- 2) Model Number
- 3) Quantity
- 4) Fabric Grade and Number
- 5) Powder Coat Color for legs
- 6) Optional Items

MALIBU MODULAR LOUNGE SPECIFICATIONS

Frame

Frame assembly is constructed of multi-ply hardwood, with tongue and groove construction. Seat foam is bonded to all sides of hardwood frame. Seat cushions are 4" graded, high resiliency (H.R.) block foam with seat back 3" H.R. foam, covered entirely with special bonded polyester fiber to protect final upholstery. No sag-springs are installed in seat & back along with interlocking helicoil springs to prevent sagging and provide additional lower back and seat support.

Upholstery

Malibu modular lounge is fully upholstered in your choice of fabric, vinyl, crypton, leather or Customers Own Material. ERG uses only water based glues and adhesives in all our upholstery process.

Legs

Tapered-triangular legs are formed and welded steel 8.5" tall. Legs are sandblasted prior to final powder coating in your choice of standard powder coat colors. Legs have a factory installed steel glide.

TABLET SHAPES

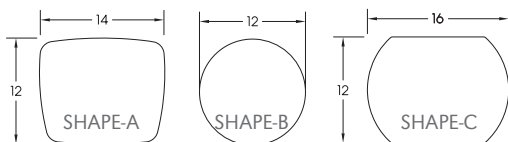
Choose from 3 Tablet Shapes::

Tablets for all modular series are available in 3 shapes, choose from the three shapes shown and specify; A, B or C and left or right (outside tablet) when ordering. Example: TABF-(A) Left - this would be a fixed shape A tablet on the left side (when seated).

Optional Solid Surface available.

Note:

- Tablet orders of 5 or less - choice of 3 standard laminate colors: Wilsonart Black or Frosty White and Nevamar Silver Alu Metalx.
- Tablet orders of 6 or more - any choice standard laminate colors.



COLORS / FINISHES

Legs

Standard powder coat colors or optional polished chrome available.

OPTIONS

- CODE: FR - CA133 Fire Retardant.
- CODE: MB - Moisture Barrier.
- CODE: PC - Polished Chrome Legs.
- CODE: 2FO - Two Fabric Option. When seat and base are upholstered in 2 different fabrics of your choice.
- CODE: GD - Ganging Brackets (Necessary when ganging two or more modules together).
- CODE: TABF-(_) - Fixed Laminate Tablet - outside or between two modular units (specify tablet shape A, B or C)
- CODE: SST - Solid Surface Tablet Arm
- CODE: WOD - set of four or five wood Legs
- CODE: LAM5 - Non-standard laminate for 5 or less tablets see options for upcharge

Note: Factory installed power/data available, see accessories section for details and pricing.



UPHOLSTERED ARMS



TWO FABRICS



BLADE TABLE IN LAMINATE OR OPTIONAL SOLID SURFACE




ELECTRICAL/DATA

MALIBU MODULAR CONFIGURATIONS ARE ENDLESS!

Customized to your own space.

Unlimited Choices

- Lounges
- Lounge Arms (straight, slope, quad)
- Straight Modules
- Inside Curve Modules
- Outside Curve Modules
- Corner Modules
(2 choices - curve or straight)
- Online Benches
- Online Benches w/ table
- Inside Curve Backless Modules
- Outside Curve Backless Modules
- Free Standing Benches
- Free Standing Benches w/ tables
- Upholstered Ottoman - Round
- Upholstered Ottoman - Square
- Occasional Tables
- Arm Choices
- Straight Privacy Panel Choices
(Inside & Outside Curve Privacy Panels)
- Custom Height Bar Shelving



TABLET SHAPES

Choose from 3 Tablet Shapes::

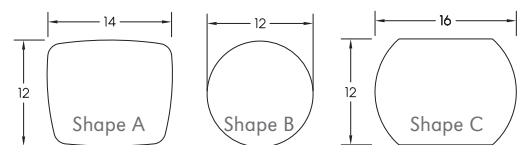
Tablets for all modular series are available in 3 shapes, choose from the three shapes shown and specify; A, B or C and left or right (outside tablet) when ordering.

Example: TABF-(A) Left - this would be a fixed shape A tablet on the left side (when seated).

Optional Solid Surface available.

Note:

- Tablet orders of 5 or less - choice of 3 standard laminate colors: Wilsonart Black or Frosty White and Nevamar Silver Alu Metalx.
- Tablet orders of 6 or more - any choice standard laminate colors.



| DIMENSIONS | 22" Straight | 30" Straight | 44" Straight | 66" Straight |
|-----------------|---------------|----------------|----------------|----------------|
| Seat Depth: | 20" | 20" | 20" | 20" |
| Seat Height: | 18" | 18" | 18" | 18" |
| Overall Depth: | 27" | 27" | 27" | 27" |
| Overall Width: | 22" | 30" | 44" | 66" |
| Overall Height: | 33" | 33" | 33" | 33" |
| Qty./Wt.: | 1 ea./57 lbs. | 1 ea./112 lbs. | 1 ea./145 lbs. | 1 ea./155 lbs. |



TWO STRAIGHT UNITS
BLADE TABLET ARM

Note:

- Tablet orders of 6 or less - choice of 3 standard laminate colors: black, white and silver.
- Tablet orders of 6 or more - any choice standard laminate colors.

MODEL / DESCRIPTION / LIST PRICING



3912 22" Straight Module

COM Yardage: Total: 3.5 Yds. / Back: 2 Yds. / Seat: 1.5 Yds.


| COM | GR1 | GR2 | GR3 | GR4 | GR5 | GR6 | GR7 | GR8 | GR9 | GR10 | LEA |
|--------|--------|--------|--------|--------|--------|--------|--------|--------|--------|--------|--------|
| \$1047 | \$1120 | \$1194 | \$1278 | \$1351 | \$1435 | \$1519 | \$1603 | \$1687 | \$1771 | \$1855 | \$1976 |



3913 30" Straight Module

COM Yardage: Total: 3.75 Yds. / Back: 2 Yds. / Seat: 1.75 Yds.

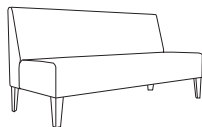
| COM | GR1 | GR2 | GR3 | GR4 | GR5 | GR6 | GR7 | GR8 | GR9 | GR10 | LEA |
|--------|--------|--------|--------|--------|--------|--------|--------|--------|--------|--------|--------|
| \$1220 | \$1309 | \$1404 | \$1509 | \$1603 | \$1708 | \$1813 | \$1918 | \$2023 | \$2128 | \$2254 | \$2375 |



3914 44" Straight Module

COM Yardage: Total: 5.5 Yds. / Back: 3 Yds. / Seat: 2.5 Yds.

| COM | GR1 | GR2 | GR3 | GR4 | GR5 | GR6 | GR7 | GR8 | GR9 | GR10 | LEA |
|--------|--------|--------|--------|--------|--------|--------|--------|--------|--------|--------|--------|
| \$1715 | \$1841 | \$1967 | \$2093 | \$2219 | \$2345 | \$2471 | \$2597 | \$2723 | \$2849 | \$2975 | \$3095 |



3915 66" Straight Module

COM Yardage: Total: 7.25 Yds. / Back: 4.5 Yds. / Seat: 2.75 Yds.

| COM | GR1 | GR2 | GR3 | GR4 | GR5 | GR6 | GR7 | GR8 | GR9 | GR10 | LEA |
|--------|--------|--------|--------|--------|--------|--------|--------|--------|--------|--------|--------|
| \$2021 | \$2147 | \$2273 | \$2399 | \$2525 | \$2651 | \$2777 | \$2903 | \$3029 | \$3155 | \$3281 | \$3402 |

OPTIONS

Add upcharge to list price and code to model number

| | | |
|-----|--------------------------------|----------|
| FR | CA133 Fire Retardant per yard | \$90/yd. |
| MB | Moisture Barrier - per seat | \$125 |
| PC | Polished Chrome Legs - per leg | \$35 |
| 2FO | Two Fabric Option | \$98 |
| GD | Ganging Brackets | \$52 |


| | | |
|----------|---|------------------|
| TABF-(_) | Fixed Tablet (specify blade or outside(L/R), shape A, B or C) | \$370 |
| LAM5 | Non-standard laminate (5 tablets or less) | \$250 ea. tablet |
| SST | Solid Surface Tablet Arm - add to tablet option | \$125 |
| WOD | Solid Maple Wood Legs - set of four | \$96 |

| DIMENSIONS | 30° Curve Inside | 45° Curve Inside | 60° Curve Inside |
|-----------------|------------------|------------------|------------------|
| Seat Depth: | 20" | 20" | 20" |
| Seat Height: | 18" | 18" | 18" |
| Overall Depth: | 29" | 31" | 32" |
| Overall Width: | 35" | 52" | 67" |
| Overall Height: | 33" | 33" | 33" |
| Qty./Wt.: | 1 ea./112 lbs. | 1 ea./145 lbs. | 1 ea./180 lbs. |



INSIDE 45° CURVE UNIT


MODEL / DESCRIPTION / LIST PRICING



3917 Inside 30° Curve Module

COM Yardage: Total: 4.25 Yds. / Back: 2.5 Yds. / Seat: 1.75 Yds.


| COM | GR1 | GR2 | GR3 | GR4 | GR5 | GR6 | GR7 | GR8 | GR9 | GR10 | LEA |
|--------|--------|--------|--------|--------|--------|--------|--------|--------|--------|--------|--------|
| \$1134 | \$1208 | \$1281 | \$1365 | \$1439 | \$1523 | \$1607 | \$1691 | \$1775 | \$1859 | \$1943 | \$2063 |



3918 Inside 45° Curve Module

COM Yardage: Total: 6.5 Yds. / Back: 3.5 Yds. / Seat: 3 Yds.

| COM | GR1 | GR2 | GR3 | GR4 | GR5 | GR6 | GR7 | GR8 | GR9 | GR10 | LEA |
|--------|--------|--------|--------|--------|--------|--------|--------|--------|--------|--------|--------|
| \$1653 | \$1758 | \$1863 | \$1978 | \$2083 | \$2199 | \$2314 | \$2430 | \$2545 | \$2661 | \$2776 | \$2897 |



3919 Inside 60° Curve Module (5 legs)

COM Yardage: Total: 8 Yds. / Back: 4.5 Yds. / Seat: 3.5 Yds.

| COM | GR1 | GR2 | GR3 | GR4 | GR5 | GR6 | GR7 | GR8 | GR9 | GR10 | LEA |
|--------|--------|--------|--------|--------|--------|--------|--------|--------|--------|--------|--------|
| \$2139 | \$2244 | \$2349 | \$2464 | \$2569 | \$2685 | \$2800 | \$2916 | \$3031 | \$3147 | \$3262 | \$3383 |

OPTIONS

Add upcharge to list price and code to model number

| | | |
|-----|--------------------------------|----------|
| FR | CA133 Fire Retardant per yard | \$90/yd. |
| MB | Moisture Barrier - per seat | \$125 |
| PC | Polished Chrome Legs - per leg | \$35 |
| 2FO | Two Fabric Option | \$98 |
| GD | Ganging Brackets | \$52 |

| | | |
|----------|---|------------------|
| TABF-(_) | Fixed Tablet (specify blade or outside(L/R), shape A, B or C) | \$370 |
| LAM5 | Non-standard laminate (5 tablets or less) | \$250 ea. tablet |
| SST | Solid Surface Tablet Arm - add to tablet option | \$125 |
| WOD | Solid Maple Wood Legs - set of four | \$96 |
| WOD | Solid Maple Wood Legs - set of five | \$120 |

| DIMENSIONS | 20° Curve Outside | 30° Curve Outside | 45° Curve Outside | 60° Curve Outside |
|-----------------|-------------------|-------------------|-------------------|-------------------|
| Seat Depth: | 20" | 20" | 20" | 20" |
| Seat Height: | 18" | 18" | 18" | 18" |
| Overall Depth: | 27" | 29" | 31" | 32" |
| Overall Width: | 23" | 35" | 52" | 67" |
| Overall Height: | 33" | 33" | 33" | 33" |
| Qty./Wt.: | 1 ea./62 lbs. | 1 ea./78 lbs. | 1 ea./98 lbs. | 1 ea./140 lbs. |



OUTSIDE 45° CURVE UNIT

MODEL / DESCRIPTION / LIST PRICING



3920 Outside 20° Curve Module

COM Yardage: Total: 3.5 Yds. / Back: 2 Yds. / Seat: 1.5 Yds.

| COM | GR1 | GR2 | GR3 | GR4 | GR5 | GR6 | GR7 | GR8 | GR9 | GR10 | LEA |
|--------|--------|--------|--------|--------|--------|--------|--------|--------|--------|--------|--------|
| \$1184 | \$1268 | \$1342 | \$1426 | \$1499 | \$1583 | \$1667 | \$1751 | \$1835 | \$1919 | \$2003 | \$2124 |



3921 Outside 30° Curve Module

COM Yardage: Total: 4 Yds. / Back: 2.25 Yds. / Seat: 1.75 Yds.


| COM | GR1 | GR2 | GR3 | GR4 | GR5 | GR6 | GR7 | GR8 | GR9 | GR10 | LEA |
|--------|--------|--------|--------|--------|--------|--------|--------|--------|--------|--------|--------|
| \$1264 | \$1348 | \$1422 | \$1506 | \$1579 | \$1663 | \$1747 | \$1831 | \$1915 | \$1999 | \$2083 | \$2204 |



3922 Outside 45° Curve Module

COM Yardage: Total: 5 Yds. / Back: 2.25 Yds. / Seat: 2.75 Yds.

| COM | GR1 | GR2 | GR3 | GR4 | GR5 | GR6 | GR7 | GR8 | GR9 | GR10 | LEA |
|--------|--------|--------|--------|--------|--------|--------|--------|--------|--------|--------|--------|
| \$1843 | \$1948 | \$2053 | \$2168 | \$2273 | \$2389 | \$2504 | \$2620 | \$2735 | \$2851 | \$2966 | \$3087 |



3923 Outside 60° Curve Module (5 legs)

COM Yardage: Total: 8.5 Yds. / Back: 4 Yds. / Seat: 4.5 Yds.

| COM | GR1 | GR2 | GR3 | GR4 | GR5 | GR6 | GR7 | GR8 | GR9 | GR10 | LEA |
|--------|--------|--------|--------|--------|--------|--------|--------|--------|--------|--------|--------|
| \$2191 | \$2307 | \$2412 | \$2527 | \$2632 | \$2748 | \$2863 | \$2979 | \$3094 | \$3210 | \$3325 | \$3446 |

OPTIONS

Add upcharge to list price and code to model number

| | | |
|-----|--------------------------------|----------|
| FR | CA133 Fire Retardant per yard | \$90/yd. |
| MB | Moisture Barrier - per seat | \$125 |
| PC | Polished Chrome Legs - per leg | \$35 |
| 2FO | Two Fabric Option | \$98 |
| GD | Ganging Brackets | \$52 |

| | | |
|---------|---|------------------|
| TABF(-) | Fixed Tablet (specify blade or outside(L/R), shape A, B or C) | \$370 |
| SST | Solid Surface Tablet Arm - add to tablet option | \$125 |
| LAM5 | Non-standard laminate (5 tablets or less) | \$250 ea. tablet |
| WOD | Solid Maple Wood Legs - set of four | \$96 |
| WOD | Solid Maple Wood Legs - set of five | \$120 |

| DIMENSIONS | Curve Corner Module | Straight Corner Module |
|-----------------|---------------------|------------------------|
| Seat Depth: | 20" | 20" |
| Seat Height: | 18" | 18" |
| Overall Depth: | 27" | 27" |
| Overall Width: | 28" | 28" |
| Overall Height: | 33" | 33" |
| Qty./Wt.: | 1 ea./98 lbs. | 1 ea./98 lbs. |



CORNER UNIT - CURVE BACK



CORNER UNIT - SQUARE BACK

MODEL / DESCRIPTION / LIST PRICING



3924 Corner Module - Square Back (4 legs)

COM Yardage: Total: 5.5 Yds. / Back: 4 Yds. / Seat: 1.5 Yds.

| COM | GR1 | GR2 | GR3 | GR4 | GR5 | GR6 | GR7 | GR8 | GR9 | GR10 | LEA |
|--------|--------|--------|--------|--------|--------|--------|--------|--------|--------|--------|--------|
| \$1759 | \$1874 | \$1979 | \$2095 | \$2200 | \$2315 | \$2431 | \$2546 | \$2662 | \$2777 | \$2893 | \$3014 |



3925 Corner Module - Curve Back (4 legs)

COM Yardage: Total: 5.5 Yds. / Back: 4 Yds. / Seat: 1.5 Yds.

| COM | GR1 | GR2 | GR3 | GR4 | GR5 | GR6 | GR7 | GR8 | GR9 | GR10 | LEA |
|--------|--------|--------|--------|--------|--------|--------|--------|--------|--------|--------|--------|
| \$1642 | \$1758 | \$1863 | \$1978 | \$2083 | \$2199 | \$2314 | \$2430 | \$2545 | \$2661 | \$2776 | \$2897 |

OPTIONS

Add upcharge to list price and code to model number

| | | |
|-----|--------------------------------|----------|
| FR | CA133 Fire Retardant per yard | \$90/yd. |
| MB | Moisture Barrier - per seat | \$125 |
| PC | Polished Chrome Legs - per leg | \$35 |
| 2FO | Two Fabric Option | \$98 |
| GD | Ganging Brackets | \$52 |

| | | |
|----------|---|------------------|
| TABF-(_) | Fixed Tablet (specify blade or outside(L/R), shape A, B or C) | \$370 |
| LAM5 | Non-standard laminate (5 tablets or less) | \$250 ea. tablet |
| SST | Solid Surface Tablet Arm - add to tablet option | \$125 |
| WOD | Solid Maple Wood Legs - set of four | \$96 |

| DIMENSIONS | Ottoman | Bariatric Backless | Two Seat Backless | Three Seat Backless |
|----------------|---------------|--------------------|-------------------|---------------------|
| Overall Depth: | 27" | 27" | 27" | 27" |
| Overall Width: | 22" | 30" | 44" | 66" |
| Seat Height: | 18" | 18" | 18" | 18" |
| Qty./Wt.: | 1 ea./44 lbs. | 1 ea./65 lbs. | 1 ea./89 lbs. | 1 ea./115 lbs. |



ONLINE TWO SEAT STRAIGHT BACKLESS UNIT

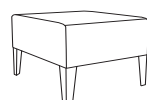
MODEL / DESCRIPTION / LIST PRICING



3926 Single Seat 22" Backless Module

COM Yardage: 2.5 Yds.

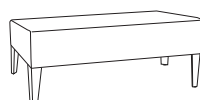
| COM | GR1 | GR2 | GR3 | GR4 | GR5 | GR6 | GR7 | GR8 | GR9 | GR10 | LEA |
|-------|--------|--------|--------|--------|--------|--------|--------|--------|--------|--------|--------|
| \$975 | \$1101 | \$1227 | \$1353 | \$1479 | \$1605 | \$1731 | \$1857 | \$1983 | \$2109 | \$2235 | \$2356 |



3927 Bariatric Backless 30" Module

COM Yardage: 3.5 Yds..

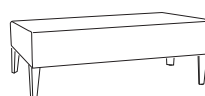
| COM | GR1 | GR2 | GR3 | GR4 | GR5 | GR6 | GR7 | GR8 | GR9 | GR10 | LEA |
|--------|--------|--------|--------|--------|--------|--------|--------|--------|--------|--------|--------|
| \$1210 | \$1336 | \$1462 | \$1588 | \$1714 | \$1840 | \$1966 | \$2092 | \$2218 | \$2344 | \$2470 | \$2590 |



3928 Two Seat Backless 44" Module

COM Yardage: 4 Yds.

| COM | GR1 | GR2 | GR3 | GR4 | GR5 | GR6 | GR7 | GR8 | GR9 | GR10 | LEA |
|--------|--------|--------|--------|--------|--------|--------|--------|--------|--------|--------|--------|
| \$1734 | \$1860 | \$1986 | \$2112 | \$2238 | \$2364 | \$2490 | \$2616 | \$2742 | \$2868 | \$2994 | \$3114 |



3929 Three Seat Backless 66" Module

COM Yardage: 5 Yds.

| COM | GR1 | GR2 | GR3 | GR4 | GR5 | GR6 | GR7 | GR8 | GR9 | GR10 | LEA |
|--------|--------|--------|--------|--------|--------|--------|--------|--------|--------|--------|--------|
| \$1994 | \$2120 | \$2246 | \$2372 | \$2498 | \$2624 | \$2750 | \$2876 | \$3002 | \$3128 | \$3254 | \$3375 |


OPTIONS

Add upcharge to list price and code to model number

| | | |
|-----|--------------------------------|----------|
| FR | CA133 Fire Retardant per yard | \$90/yd. |
| MB | Moisture Barrier - per seat | \$125 |
| PC | Polished Chrome Legs - per leg | \$35 |
| 2FO | Two Fabric Option | \$98 |
| GD | Ganging Brackets | \$52 |

| | | |
|----------|---|------------------|
| TABF-(_) | Fixed Tablet (specify blade or outside(L/R), shape A, B or C) | \$370 |
| LAM5 | Non-standard laminate (5 tablets or less) | \$250 ea. tablet |
| SST | Solid Surface Tablet Arm - add to tablet option | \$125 |
| WOD | Solid Maple Wood Legs - set of four | \$96 |

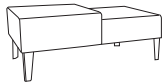
| DIMENSIONS | Two Unit / Side Table L/R | Three Unit / Online Table |
|----------------|------------------------------|------------------------------|
| Overall Depth: | 27" | 27" |
| Overall Width: | 43" | 66" |
| Seat Height: | 18" | 18" |
| Table Height: | 16" | 16" |
| Qty./Wt.: | 1 ea./44 lbs. | 1 ea./115 lbs. |



L - LAMINATE
W - WOOD VENEER

Please specify placement of electrical box for upholstered units or occasional tables

MODEL / DESCRIPTION / LIST PRICING

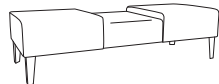


3930L Two Unit - Side Table - Left/Right COM Yardage: 1.2 Yds.

| COM | GR1 | GR2 | GR3 | GR4 | GR5 | GR6 | GR7 | GR8 | GR9 | GR10 | LEA |
|--------|--------|--------|--------|--------|--------|--------|--------|--------|--------|--------|--------|
| \$1769 | \$1893 | \$1969 | \$2048 | \$2129 | \$2214 | \$2304 | \$2395 | \$2492 | \$2591 | \$2694 | \$3185 |

3930W Two Unit - Side Table - Left/Right COM Yardage: 1.75 Yds.

| COM | GR1 | GR2 | GR3 | GR4 | GR5 | GR6 | GR7 | GR8 | GR9 | GR10 | LEA |
|--------|--------|--------|--------|--------|--------|--------|--------|--------|--------|--------|--------|
| \$1914 | \$2048 | \$2130 | \$2215 | \$2304 | \$2396 | \$2492 | \$2592 | \$2695 | \$2803 | \$2915 | \$3445 |

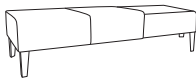


3931L Three Unit Module - Center Online Table COM Yardage: 3.5 Yds.

| COM | GR1 | GR2 | GR3 | GR4 | GR5 | GR6 | GR7 | GR8 | GR9 | GR10 | LEA |
|--------|--------|--------|--------|--------|--------|--------|--------|--------|--------|--------|--------|
| \$1992 | \$2132 | \$2217 | \$2306 | \$2398 | \$2494 | \$2594 | \$2697 | \$2805 | \$2917 | \$3033 | \$3586 |

3931W Three Unit Module - Center Online Table COM Yardage: 3.5 Yds.

| COM | GR1 | GR2 | GR3 | GR4 | GR5 | GR6 | GR7 | GR8 | GR9 | GR10 | LEA |
|--------|--------|--------|--------|--------|--------|--------|--------|--------|--------|--------|--------|
| \$2091 | \$2237 | \$2327 | \$2419 | \$2516 | \$2617 | \$2722 | \$2831 | \$2943 | \$3062 | \$3184 | \$3763 |



3932L Three Unit Module - Side Table - Left/Right COM Yardage: 3.5 Yds.

| COM | GR1 | GR2 | GR3 | GR4 | GR5 | GR6 | GR7 | GR8 | GR9 | GR10 | LEA |
|--------|--------|--------|--------|--------|--------|--------|--------|--------|--------|--------|--------|
| \$1992 | \$2132 | \$2217 | \$2306 | \$2398 | \$2494 | \$2594 | \$2697 | \$2805 | \$2917 | \$3033 | \$3586 |

3932W Three Unit Module - Side Table - Left/Right COM Yardage: 3.5 Yds.

| COM | GR1 | GR2 | GR3 | GR4 | GR5 | GR6 | GR7 | GR8 | GR9 | GR10 | LEA |
|--------|--------|--------|--------|--------|--------|--------|--------|--------|--------|--------|--------|
| \$2091 | \$2237 | \$2327 | \$2419 | \$2516 | \$2617 | \$2722 | \$2831 | \$2943 | \$3062 | \$3184 | \$3763 |

CORIAN TOPS - PLEASE CALL FOR A QUOTE

OPTIONS

Add upcharge to list price and code to model number

| | | |
|-----|--------------------------------|----------|
| FR | CA133 Fire Retardant per yard | \$90/yd. |
| MB | Moisture Barrier - per seat | \$125 |
| PC | Polished Chrome Legs - per leg | \$35 |
| 2FO | Two Fabric Option | \$98 |
| GD | Ganging Brackets | \$52 |

| | | |
|---------|---|------------------|
| TABF(-) | Fixed Tablet (specify blade or outside(L/R), shape A, B or C) | \$370 |
| LAM5 | Non-standard laminate (5 tablets or less) | \$250 ea. tablet |
| SST | Solid Surface Tablet Arm - add to tablet option | \$125 |
| WOD | Solid Maple Wood Legs - set of four | \$96 |

| DIMENSIONS | 20° Curve Backless | 30° Curve Backless | 45° Curve Backless | 60° Curve Backless |
|----------------|--------------------|--------------------|--------------------|--------------------|
| Seat Depth: | 27" | 27" | 27" | 27" |
| Overall Depth: | 28" | 29" | 31" | 32" |
| Overall Width: | 32" | 35" | 52" | 67" |
| Seat Height: | 18" | 18" | 18" | 18" |
| Qty./Wt.: | 1 ea./44 lbs. | 1 ea./65 lbs. | 1 ea./85 lbs. | 1 ea./110 lbs. |



60° BACKLESS CURVE MODULE (5 LEGS)

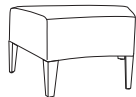
MODEL / DESCRIPTION / LIST PRICING



3933 20° Curve Backless Module

COM Yardage: 2.5 Yds..

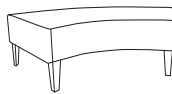
| COM | GR1 | GR2 | GR3 | GR4 | GR5 | GR6 | GR7 | GR8 | GR9 | GR10 | LEA |
|-------|--------|--------|--------|--------|--------|--------|--------|--------|--------|--------|--------|
| \$998 | \$1071 | \$1145 | \$1229 | \$1302 | \$1386 | \$1470 | \$1554 | \$1638 | \$1722 | \$1806 | \$1927 |



3934 30° Curve Backless Module

COM Yardage: 3.5 Yds.

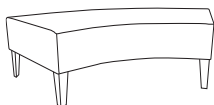
| COM | GR1 | GR2 | GR3 | GR4 | GR5 | GR6 | GR7 | GR8 | GR9 | GR10 | LEA |
|--------|--------|--------|--------|--------|--------|--------|--------|--------|--------|--------|--------|
| \$1069 | \$1142 | \$1216 | \$1300 | \$1373 | \$1457 | \$1541 | \$1625 | \$1709 | \$1793 | \$1877 | \$1998 |



3935 45° Curve Backless Module

COM Yardage: 4 Yds.

| COM | GR1 | GR2 | GR3 | GR4 | GR5 | GR6 | GR7 | GR8 | GR9 | GR10 | LEA |
|--------|--------|--------|--------|--------|--------|--------|--------|--------|--------|--------|--------|
| \$1473 | \$1576 | \$1639 | \$1705 | \$1772 | \$1844 | \$1917 | \$1994 | \$2074 | \$2157 | \$2243 | \$2651 |



3936 60° Curve Backless Module (5 legs)

COM Yardage: 4.5 Yds.

| COM | GR1 | GR2 | GR3 | GR4 | GR5 | GR6 | GR7 | GR8 | GR9 | GR10 | LEA |
|--------|--------|--------|--------|--------|--------|--------|--------|--------|--------|--------|--------|
| \$1793 | \$1918 | \$1995 | \$2075 | \$2158 | \$2245 | \$2334 | \$2428 | \$2525 | \$2626 | \$2731 | \$3228 |

OPTIONS

Add upcharge to list price and code to model number

| | | |
|-----|--------------------------------|----------|
| FR | CA133 Fire Retardant per yard | \$90/yd. |
| MB | Moisture Barrier - per seat | \$125 |
| PC | Polished Chrome Legs - per leg | \$35 |
| 2FO | Two Fabric Option | \$98 |
| GD | Ganging Brackets | \$52 |

| | | |
|---------|---|------------------|
| TABF(-) | Fixed Tablet (specify blade or outside(L/R), shape A, B or C) | \$370 |
| LAM5 | Non-standard laminate (5 tablets or less) | \$250 ea. tablet |
| SST | Solid Surface Tablet Arm - add to tablet option | \$125 |
| WOD | Solid Maple Wood Legs - set of four | \$96 |
| WOD | Solid Maple Wood Legs - set of five | \$120 |

| DIMENSIONS | Left - Right Straight Arm | Left - Right Slope Arm | Left - Right Quad Arm |
|-----------------|---------------------------|------------------------|-----------------------|
| Overall Depth: | 27" | 27" | 27" |
| Overall Width: | 3" | 2" | 3" |
| Overall Height: | 25" | 24" | 25" |
| Qty./Wt.: | 1 ea./25 lbs. | 1 ea./25 lbs. | 1 ea./25 lbs. |



STRAIGHT ARM

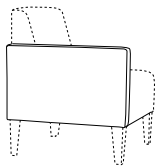


SLOPE ARM



QUAD ARM

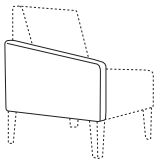
MODEL / DESCRIPTION / LIST PRICING



3967L/R Left or Right Outside Straight Arm

COM Yardage: 1.5 Yds.


| COM | GR1 | GR2 | GR3 | GR4 | GR5 | GR6 | GR7 | GR8 | GR9 | GR10 | LEA |
|-------|-------|-------|-------|-------|-------|-------|-------|-------|-------|-------|-------|
| \$229 | \$246 | \$255 | \$266 | \$276 | \$287 | \$298 | \$311 | \$322 | \$336 | \$350 | \$413 |



3968L/R Slope Arm

COM Yardage: 1.5 Yds.

| COM | GR1 | GR2 | GR3 | GR4 | GR5 | GR6 | GR7 | GR8 | GR9 | GR10 | LEA |
|-------|-------|-------|-------|-------|-------|-------|-------|-------|-------|-------|-------|
| \$269 | \$288 | \$299 | \$312 | \$324 | \$337 | \$351 | \$364 | \$379 | \$395 | \$411 | \$485 |



3969L/R Left or Right Metal Quad Arm

COM Yardage: 1.5 Yds.

| COM | GR1 | GR2 | GR3 | GR4 | GR5 | GR6 | GR7 | GR8 | GR9 | GR10 | LEA |
|-------|-------|-------|-------|-------|-------|-------|-------|-------|-------|-------|-------|
| \$331 | \$354 | \$369 | \$383 | \$398 | \$415 | \$431 | \$448 | \$466 | \$485 | \$504 | \$595 |

*Poly Arm Caps are standard on Quad Arms - Please deduct \$30 list per arm for no arm caps on quad arms.

TABLET SHAPES

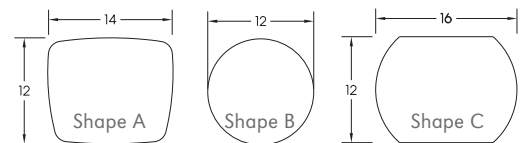
Choose from 3 Tablet Shapes::

Tablets for all modular series are available in 3 shapes, choose from the three shapes shown and specify; A, B or C and left or right (outside tablet) when ordering. Example: TABF-(A) Left - this would be a fixed shape A tablet on the left side (when seated).

Optional Solid Surface available.

Note:

- Tablet orders of 5 or less - choice of 3 standard laminate colors: Wilsonart Black or Frosty White and Nevamar Silver Alu Metalx.
- Tablet orders of 6 or more - any choice standard laminate colors.



OPTIONS

Add upcharge to list price and code to model number

| | | |
|-----------|---|----------|
| FR | CA133 Fire Retardant per yard | \$90/yd. |
| TABR1-(_) | Removable Tablet (specify A, B or C, left or right arm) | \$470 |
| TABR2-(_) | Removable Tablet (specify A, B or C both arm openings) | \$570 |
| TABF-(L) | Fixed Tablet (specify blade or outside(L/R), shape A, B or C) | \$370 |

| | | |
|------|---|------------------|
| LAM5 | Non-standard laminate (5 tablets or less) | \$250 ea. tablet |
| SST | Solid Surface Tablet Arm - add to tablet option | \$125 |
| WAC | Single Wood Arm Cap | \$89 |
| PAC | Single Poly Arm Cap - Standard Black/Charcoal | \$69 |

*Poly Arm Caps are standard on Quad Arms

| DIMENSIONS | Center Arm | Slope Center Arm | Quad Center Arm |
|-----------------|---------------|------------------|-----------------|
| Overall Depth: | 19" | 19" | 19" |
| Overall Width: | 2" | 2" | 2" |
| Overall Height: | 25" | 25" | 25" |
| Qty./Wt.: | 1 ea./25 lbs. | 1 ea./25 lbs. | 1 ea./25 lbs. |

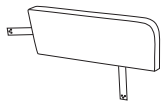


SLOPE CENTER ARM



METAL RECTANGLE TUBING

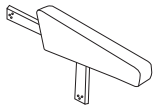
MODEL / DESCRIPTION / LIST PRICING



3970C Center Arm (No Poly Arm Cap)

COM Yardage: 1 Yds.

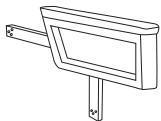
| COM | GR1 | GR2 | GR3 | GR4 | GR5 | GR6 | GR7 | GR8 | GR9 | GR10 | LEA |
|-------|-------|-------|-------|-------|-------|-------|-------|-------|-------|-------|-------|
| \$229 | \$246 | \$255 | \$266 | \$276 | \$287 | \$298 | \$311 | \$322 | \$336 | \$350 | \$413 |



3971C Slope Center Arm (No Poly Arm Cap)

COM Yardage: .75 Yds.

| COM | GR1 | GR2 | GR3 | GR4 | GR5 | GR6 | GR7 | GR8 | GR9 | GR10 | LEA |
|-------|-------|-------|-------|-------|-------|-------|-------|-------|-------|-------|-------|
| \$258 | \$276 | \$288 | \$299 | \$311 | \$323 | \$336 | \$350 | \$364 | \$378 | \$394 | \$465 |



3972C Metal Quad Center Arm

| | |
|-----|-------|
| COM | \$302 |
|-----|-------|

*Poly Arm Caps are standard on Quad Arms

Please deduct \$30 list per arm for no arm caps on quad arms.

OPTIONS

Add upcharge to list price and code to model number

| | | |
|-----|-------------------------------|----------|
| FR | CA133 Fire Retardant per yard | \$90/yd. |
| WAC | Single Wood Arm Cap | \$89 |

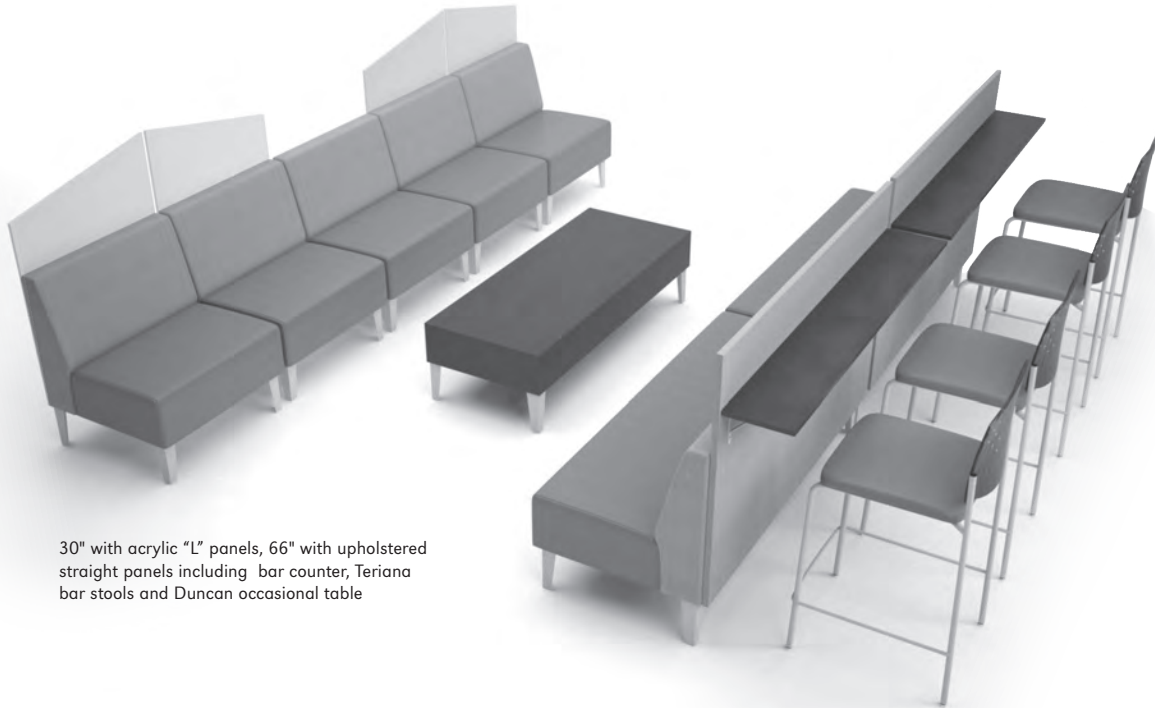
| | | |
|-----|---|---|
| PAC | Poly Arm Caps - Standard Black/Charcoal | - |
|-----|---|---|

*Poly Arm Caps are standard on Quad Arms

ERG tables, lounges, and banquettes go well together.

Customized to your own space.

Choose from our wide variety of stylish ERG chairs and bar stools!



30" with acrylic "L" panels, 66" with upholstered straight panels including bar counter, Teriana bar stools and Duncan occasional table

PANELS ARE 1" THICK



STRAIGHT PRIVACY PANEL



"L" SHAPE PANEL



"A" SHAPE PANEL

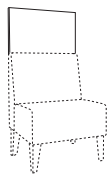
| DIMENSIONS | Straight Panel | Straight Panel | Straight Panel | Straight Panel |
|-----------------|----------------|----------------|----------------|----------------|
| Overall Width: | 22" | 30" | 44" | 66" |
| Overall Height: | 48" | 48" | 48" | 48" |
| Qty./Wt.: | 1 ea./100 lbs. | 1 ea./110 lbs. | 1 ea./120 lbs. | 1 ea./135 lbs. |



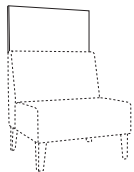
STRAIGHT PRIVACY PANEL

- PANELS ARE 1" THICK
- PRIVACY PANELS AVAILABLE IN UPHOLSTERED, LAMINATE OR ACRYLIC
- BAR HEIGHT AVAILABLE AT 42" ON STRAIGHT PANEL ONLY. PLEASE SPECIFY WHEN ORDERING

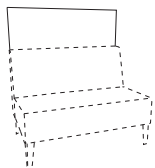
MODEL / DESCRIPTION / LIST PRICING



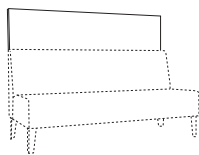
| 3973/22U | | Straight Panel - Upholstered | | | | | | | | | COM Yardage - Panel: 2 Yds. | |
|----------|-------|------------------------------|-------|-------|-------|-------|-------|-------|-------|-------|-----------------------------|--|
| COM | GR1 | GR2 | GR3 | GR4 | GR5 | GR6 | GR7 | GR8 | GR9 | GR10 | LEA | |
| \$520 | \$556 | \$579 | \$602 | \$626 | \$651 | \$677 | \$704 | \$732 | \$761 | \$792 | \$936 | |



| 3973/30U | | Straight Panel - Upholstered | | | | | | | | | COM Yardage - Panel: 2 Yds. | |
|----------|-------|------------------------------|-------|-------|-------|-------|-------|-------|-------|-------|-----------------------------|--|
| COM | GR1 | GR2 | GR3 | GR4 | GR5 | GR6 | GR7 | GR8 | GR9 | GR10 | LEA | |
| \$644 | \$689 | \$716 | \$744 | \$775 | \$805 | \$838 | \$872 | \$906 | \$942 | \$980 | \$1158 | |



| 3974/44U | | Straight Panel - Upholstered | | | | | | | | | COM Yardage - Panel: 3 Yds. | |
|----------|-------|------------------------------|-------|-------|-------|-------|--------|--------|--------|--------|-----------------------------|--|
| COM | GR1 | GR2 | GR3 | GR4 | GR5 | GR6 | GR7 | GR8 | GR9 | GR10 | LEA | |
| \$740 | \$792 | \$823 | \$856 | \$890 | \$926 | \$963 | \$1002 | \$1042 | \$1084 | \$1127 | \$1331 | |



| 3975/66U | | Straight Panel - Upholstered | | | | | | | | | COM Yardage - Panel: 4 Yds. | |
|----------|--------|------------------------------|--------|--------|--------|--------|--------|--------|--------|--------|-----------------------------|--|
| COM | GR1 | GR2 | GR3 | GR4 | GR5 | GR6 | GR7 | GR8 | GR9 | GR10 | LEA | |
| \$1155 | \$1236 | \$1285 | \$1337 | \$1390 | \$1446 | \$1504 | \$1563 | \$1626 | \$1692 | \$1759 | \$2079 | |

OPTIONS

Add upcharge to list price and code to model number

| | | |
|-----|--------------------------------|----------|
| FR | CA133 Fire Retardant per yard | \$90/yd. |
| MB | Moisture Barrier - per seat | \$125 |
| PC | Polished Chrome Legs - per leg | \$35 |
| 2FO | Two Fabric Option | \$98 |
| 3FO | Three Fabric Option | \$148 |

| | | |
|---------|---|------------------|
| GD | Ganging Brackets | \$52 |
| TABF(-) | Fixed Tablet (specify blade or outside(L/R), shape A, B or C) | \$370 |
| LAM5 | Non-standard laminate (5 tablets or less) | \$250 ea. tablet |
| SST | Solid Surface Tablet Arm - add to tablet option | \$125 |
| WOD | Solid Maple Wood Legs - set of four | \$96 |

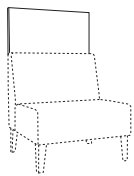
| DIMENSIONS | Straight Panel | Straight Panel | Straight Panel | Straight Panel |
|-----------------|----------------|----------------|----------------|----------------|
| Overall Width: | 22" | 30" | 44" | 66" |
| Overall Height: | 48" | 48" | 48" | 48" |
| Qty./Wt.: | 1 ea./100 lbs. | 1 ea./110 lbs. | 1 ea./120 lbs. | 1 ea./135 lbs. |



STRAIGHT PANEL

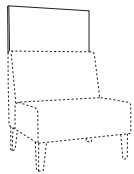
- PANELS ARE 1" THICK
- PRIVACY PANELS AVAILABLE IN UPHOLSTERED, LAMINATE OR ACRYLIC
- BAR HEIGHT AVAILABLE AT 42" ON STRAIGHT PANEL ONLY. PLEASE SPECIFY WHEN ORDERING

MODEL / DESCRIPTION / LIST PRICING



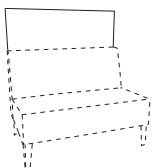
3976/22L Straight Panel - Laminate
 Laminate
 \$585

3957/22A Straight Panel - Acrylic
 Acrylic
 CALL



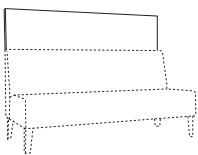
3976/30L Straight Panel - Laminate
 Laminate
 \$709

3957/30A Straight Panel - Acrylic
 Acrylic
 CALL



3977/44L Straight Panel - Laminate
 Laminate
 \$817

3960/44A Straight Panel - Acrylic
 Acrylic
 CALL



3978/66L Straight Panel - Laminate
 Laminate
 \$1271

3965/66A Straight Panel - Acrylic
 Acrylic
 CALL

OPTIONS

Add upcharge to list price and code to model number

| | | |
|-----|--------------------------------|----------|
| FR | CA133 Fire Retardant per yard | \$90/yd. |
| MB | Moisture Barrier - per seat | \$125 |
| PC | Polished Chrome Legs - per leg | \$35 |
| 2FO | Two Fabric Option | \$98 |
| 3FO | Three Fabric Option | \$148 |

| | | |
|---------|---|------------------|
| GD | Ganging Brackets | \$52 |
| TABF(-) | Fixed Tablet (specify blade or outside(L/R), shape A, B or C) | \$370 |
| LAM5 | Non-standard laminate (5 tablets or less) | \$250 ea. tablet |
| SST | Solid Surface Tablet Arm - add to tablet option | \$125 |
| WOD | Solid Maple Wood Legs - set of four | \$96 |

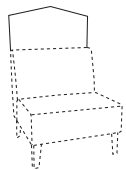
| DIMENSIONS | "A" shape Panel | "A" shape Panel | "A" shape Panel |
|-----------------|-----------------|-----------------|-----------------|
| Overall Width: | 30" | 44" | 66" |
| Overall Height: | 48" | 48" | 48" |
| Qty./Wt.: | 1 ea./110 lbs. | 1 ea./120 lbs. | 1 ea./135 lbs. |



"A" SHAPE PANEL

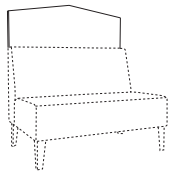
- PANELS ARE 1" THICK
- PRIVACY PANELS AVAILABLE IN UPHOLSTERED, LAMINATE OR ACRYLIC.
- BAR HEIGHT IS 40"

MODEL / DESCRIPTION / LIST PRICING



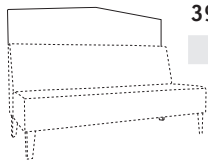
3979/30U "A" Shape Panel - Upholstered COM Yardage - Panel: 2 Yds.

| COM | GR1 | GR2 | GR3 | GR4 | GR5 | GR6 | GR7 | GR8 | GR9 | GR10 | LEA |
|-------|-------|-------|-------|-------|-------|-------|--------|--------|--------|--------|--------|
| \$740 | \$792 | \$823 | \$856 | \$890 | \$926 | \$963 | \$1002 | \$1042 | \$1084 | \$1127 | \$1331 |



3980/44U "A" Shape Panel - Upholstered COM Yardage - Panel: 3 Yds.


| COM | GR1 | GR2 | GR3 | GR4 | GR5 | GR6 | GR7 | GR8 | GR9 | GR10 | LEA |
|-------|-------|-------|-------|--------|--------|--------|--------|--------|--------|--------|--------|
| \$852 | \$910 | \$947 | \$985 | \$1025 | \$1066 | \$1108 | \$1152 | \$1198 | \$1246 | \$1297 | \$1532 |



3981/66U "A" Shape Panel - Upholstered COM Yardage - Panel: 4 Yds.

| COM | GR1 | GR2 | GR3 | GR4 | GR5 | GR6 | GR7 | GR8 | GR9 | GR10 | LEA |
|--------|--------|--------|--------|--------|--------|--------|--------|--------|--------|--------|--------|
| \$1328 | \$1421 | \$1478 | \$1537 | \$1598 | \$1662 | \$1729 | \$1798 | \$1870 | \$1945 | \$2022 | \$2391 |

Please specify placement of electrical box for upholstered units or occasional tables



OPTIONS

Add upcharge to list price and code to model number

| | | |
|-----|--------------------------------|----------|
| FR | CA133 Fire Retardant per yard | \$90/yd. |
| MB | Moisture Barrier - per seat | \$125 |
| PC | Polished Chrome Legs - per leg | \$35 |
| 2FO | Two Fabric Option | \$98 |
| 3FO | Three Fabric Option | \$148 |

| | | |
|----------|---|------------------|
| GD | Ganging Brackets | \$52 |
| TABF-(L) | Fixed Tablet (specify blade or outside(L/R), shape A, B or C) | \$370 |
| LAM5 | Non-standard laminate (5 tablets or less) | \$250 ea. tablet |
| SST | Solid Surface Tablet Arm - add to tablet option | \$125 |
| WOD | Solid Maple Wood Legs - set of four | \$96 |

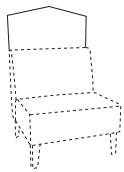
| DIMENSIONS | "A" shape Panel | "A" shape Panel | "A" shape Panel |
|-----------------|-----------------|-----------------|-----------------|
| Overall Width: | 30" | 44" | 66" |
| Overall Height: | 48" | 48" | 48" |
| Qty./Wt.: | 1 ea./110 lbs. | 1 ea./120 lbs. | 1 ea./135 lbs. |



"A" SHAPE PANEL

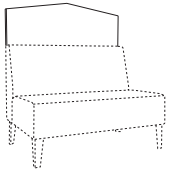
- PANELS ARE 1" THICK
- PRIVACY PANELS AVAILABLE IN UPHOLSTERED, LAMINATE OR ACRYLIC.
- BAR HEIGHT IS 40"

MODEL / DESCRIPTION / LIST PRICING



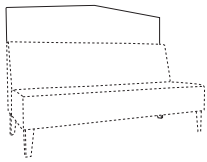
3982/30L "A" Shape Panel - Laminate
 Laminate
 \$814

3958/30A "A" Shape Panel - Acrylic
 Acrylic
 CALL



3983/44L "A" Shape Panel - Laminate
 Laminate
 \$937

3961/44A "A" Shape Panel - Acrylic
 Acrylic
 CALL



3984/66L "A" Shape Panel - Laminate
 Laminate
 \$1461

3964/66A "A" Shape Panel - Acrylic
 Acrylic
 CALL

OPTIONS

Add upcharge to list price and code to model number

| | | |
|-----|--------------------------------|----------|
| FR | CA133 Fire Retardant per yard | \$90/yd. |
| MB | Moisture Barrier - per seat | \$125 |
| PC | Polished Chrome Legs - per leg | \$35 |
| 2FO | Two Fabric Option | \$98 |
| 3FO | Three Fabric Option | \$148 |

| | | |
|----------|---|------------------|
| GD | Ganging Brackets | \$52 |
| TABF-(L) | Fixed Tablet (specify blade or outside(L/R), shape A, B or C) | \$370 |
| LAM5 | Non-standard laminate (5 tablets or less) | \$250 ea. tablet |
| SST | Solid Surface Tablet Arm - add to tablet option | \$125 |
| WOD | Solid Maple Wood Legs - set of four | \$96 |

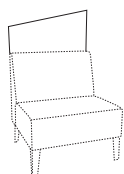
| DIMENSIONS | "L" shape Panel | "L" shape Panel | "L" shape Panel |
|-----------------|-----------------|-----------------|-----------------|
| Overall Width: | 30" | 44" | 66" |
| Overall Height: | 48" | 48" | 48" |
| Qty./Wt.: | 1 ea./110 lbs. | 1 ea./120 lbs. | 1 ea./135 lbs. |



"L" SHAPE PANEL

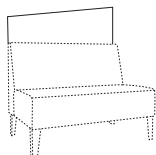
- PANELS ARE 1" THICK
- PRIVACY PANELS AVAILABLE IN UPHOLSTERED, LAMINATE OR ACRYLIC.
- BAR HEIGHT IS 40"

MODEL / DESCRIPTION / LIST PRICING



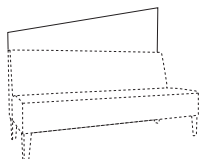
3985/30U "L" Shape Panel - Upholstered COM Yardage - Panel: 2 Yds.

| COM | GR1 | GR2 | GR3 | GR4 | GR5 | GR6 | GR7 | GR8 | GR9 | GR10 | LEA |
|-------|-------|-------|-------|-------|-------|-------|--------|--------|--------|--------|--------|
| \$740 | \$792 | \$823 | \$856 | \$890 | \$926 | \$963 | \$1002 | \$1042 | \$1084 | \$1127 | \$1331 |



3986/44U "L" Shape Panel - Upholstered COM Yardage - Panel: 3 Yds.

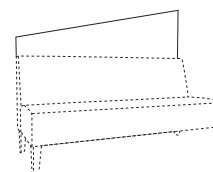
| COM | GR1 | GR2 | GR3 | GR4 | GR5 | GR6 | GR7 | GR8 | GR9 | GR10 | LEA |
|-------|-------|-------|-------|--------|--------|--------|--------|--------|--------|--------|--------|
| \$852 | \$910 | \$947 | \$985 | \$1025 | \$1066 | \$1108 | \$1152 | \$1198 | \$1246 | \$1297 | \$1532 |



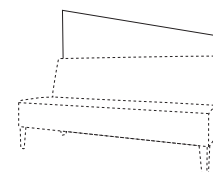
3987/66U "L" Shape Panel - Upholstered COM Yardage - Panel: 4 Yds.

| COM | GR1 | GR2 | GR3 | GR4 | GR5 | GR6 | GR7 | GR8 | GR9 | GR10 | LEA |
|--------|--------|--------|--------|--------|--------|--------|--------|--------|--------|--------|--------|
| \$1328 | \$1421 | \$1478 | \$1537 | \$1598 | \$1662 | \$1729 | \$1798 | \$1870 | \$1945 | \$2022 | \$2391 |

- L SHAPE PANEL PLACEMENTS CAN BE CONFIGURED LEFT SLANT OR RIGHT SLANT PLEASE SPECIFY



LEFT



RIGHT

(As Seated)

OPTIONS

Add upcharge to list price and code to model number

| | | |
|-----|--------------------------------|----------|
| FR | CA133 Fire Retardant per yard | \$90/yd. |
| MB | Moisture Barrier - per seat | \$125 |
| PC | Polished Chrome Legs - per leg | \$35 |
| 2FO | Two Fabric Option | \$98 |
| 3FO | Three Fabric Option | \$148 |

| | | |
|---------|---|-------|
| GD | Ganging Brackets | \$52 |
| TABF(-) | Fixed Tablet (specify blade or outside(L/R), shape A, B or C) | \$370 |
| SST | Solid Surface Tablet Arm - add to tablet option | \$125 |
| WOD | Solid Maple Wood Legs - set of four | \$96 |

MALIBU MODULAR
"L" SHAPE PRIVACY PANELS
LAMINATE AND ACRYLIC

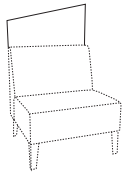
| DIMENSIONS | "L" shape Panel | "L" shape Panel | "L" shape Panel |
|-----------------|-----------------|-----------------|-----------------|
| Overall Width: | 30" | 44" | 66" |
| Overall Height: | 48" | 48" | 48" |
| Qty./Wt.: | 1 ea./110 lbs. | 1 ea./120 lbs. | 1 ea./135 lbs. |



"L" SHAPE PANEL

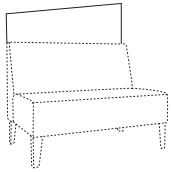
- PANELS ARE 1" THICK
- PRIVACY PANELS AVAILABLE IN UPHOLSTERED, LAMINATE OR ACRYLIC.
- BAR HEIGHT IS 40"

MODEL / DESCRIPTION / LIST PRICING



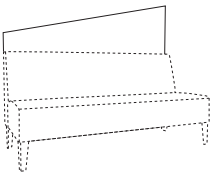
3988/30L "L" Shape Panel - Laminate
 Laminate
 \$814

3959/30A "L" Shape Panel - Acrylic
 Acrylic
 CALL



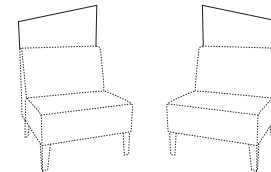
3989/44L "L" Shape Panel - Laminate
 Laminate
 \$937

3962/44A "L" Shape Panel - Acrylic
 Acrylic
 CALL



3990/66L "L" Shape Panel - Laminate
 Laminate
 \$1461

3963/66A Straight Panel - Acrylic
 Acrylic
 CALL



LEFT RIGHT

(As Seated)

- L SHAPE PANEL PLACEMENTS CAN BE CONFIGURED LEFT SLANT OR RIGHT SLANT PLEASE SPECIFY

OPTIONS

Add upcharge to list price and code to model number

| | | |
|-----|--------------------------------|----------|
| FR | CA133 Fire Retardant per yard | \$90/yd. |
| MB | Moisture Barrier - per seat | \$125 |
| PC | Polished Chrome Legs - per leg | \$35 |
| 2FO | Two Fabric Option | \$98 |
| 3FO | Three Fabric Option | \$148 |

| | | |
|----------|---|------------------|
| GD | Ganging Brackets | \$52 |
| TABF-(L) | Fixed Tablet (specify blade or outside(L/R), shape A, B or C) | \$370 |
| LAM5 | Non-standard laminate (5 tablets or less) | \$250 ea. tablet |
| SST | Solid Surface Tablet Arm - add to tablet option | \$125 |
| WOD | Solid Maple Wood Legs - set of four | \$96 |

| DIMENSIONS | 30° | 45° | 60° |
|-----------------|----------------|----------------|----------------|
| Overall Width: | 32" | 52" | 67" |
| Overall Height: | 48" | 48" | 48" |
| Qty./Wt.: | 1 ea./135 lbs. | 1 ea./145 lbs. | 1 ea./160 lbs. |

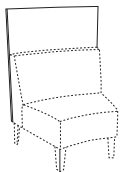


PANELS ARE 1" THICK

45° INSIDE CURVE PANEL

- PRIVACY PANELS AVAILABLE IN UPHOLSTERED OR LAMINATE
- NO "A" OR "L" SHAPE PANELS
- BAR HEIGHT IS 42"

MODEL / DESCRIPTION / LIST PRICING



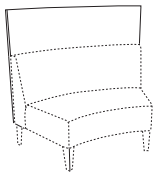
3991/30U 30° Curve - Upholstered

COM Yardage - Panel: 2 Yds.

| COM | GR1 | GR2 | GR3 | GR4 | GR5 | GR6 | GR7 | GR8 | GR9 | GR10 | LEA |
|-------|--------|--------|--------|--------|--------|--------|--------|--------|--------|--------|--------|
| \$965 | \$1032 | \$1073 | \$1116 | \$1161 | \$1208 | \$1256 | \$1306 | \$1359 | \$1412 | \$1469 | \$1737 |

3991/30L 30° Curve - Laminate

Laminate
\$1159



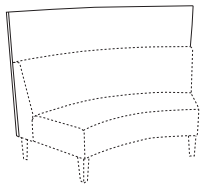
3992/45U 45° Curve - Upholstered

COM Yardage - Panel: 3 Yds.

| COM | GR1 | GR2 | GR3 | GR4 | GR5 | GR6 | GR7 | GR8 | GR9 | GR10 | LEA |
|--------|--------|--------|--------|--------|--------|--------|--------|--------|--------|--------|--------|
| \$1110 | \$1188 | \$1235 | \$1284 | \$1336 | \$1389 | \$1445 | \$1503 | \$1562 | \$1625 | \$1689 | \$1997 |

3992/45L 45° Curve - Laminate

Laminate
\$1334



3993/60U 60° Curved - Upholstered

COM Yardage - Panel: 4 Yds.

| COM | GR1 | GR2 | GR3 | GR4 | GR5 | GR6 | GR7 | GR8 | GR9 | GR10 | LEA |
|--------|--------|--------|--------|--------|--------|--------|--------|--------|--------|--------|--------|
| \$1733 | \$1854 | \$1928 | \$2006 | \$2085 | \$2168 | \$2255 | \$2346 | \$2439 | \$2537 | \$2639 | \$3119 |

3993/60L 60° Curve - Laminate

Laminate
\$2079


OPTIONS

Add upcharge to list price and code to model number

| | | |
|-----|--------------------------------|----------|
| FR | CA133 Fire Retardant per yard | \$90/yd. |
| MB | Moisture Barrier - per seat | \$125 |
| PC | Polished Chrome Legs - per leg | \$35 |
| 2FO | Two Fabric Option | \$98 |
| 3FO | Three Fabric Option | \$148 |

| | | |
|---------|---|------------------|
| GD | Ganging Brackets | \$52 |
| TABF(-) | Fixed Tablet (specify blade or outside(L/R), shape A, B or C) | \$370 |
| LAM5 | Non-standard laminate (5 tablets or less) | \$250 ea. tablet |
| SST | Solid Surface Tablet Arm - add to tablet option | \$125 |
| WOD | Solid Maple Wood Legs - set of four | \$96 |

| DIMENSIONS | 30° | 45° | 60° |
|-----------------|----------------|----------------|----------------|
| Overall Width: | 32" | 52" | 67" |
| Overall Height: | 48" | 48" | 48" |
| Qty./Wt.: | 1 ea./135 lbs. | 1 ea./145 lbs. | 1 ea./160 lbs. |



PANELS ARE 1" THICK

- PRIVACY PANELS AVAILABLE IN UPHOLSTERED OR LAMINATE
- NO "A" OR "L" SHAPE PANELS
- BAR HEIGHT IS 42"

60° OUTSIDE CURVE PANEL

MODEL / DESCRIPTION / LIST PRICING




3997/30U 30° Curve - Upholstered COM Yardage - Panel: 2 Yds.

| COM | GR1 | GR2 | GR3 | GR4 | GR5 | GR6 | GR7 | GR8 | GR9 | GR10 | LEA |
|-------|--------|--------|--------|--------|--------|--------|--------|--------|--------|--------|--------|
| \$965 | \$1032 | \$1073 | \$1116 | \$1161 | \$1208 | \$1256 | \$1306 | \$1359 | \$1412 | \$1469 | \$1737 |

3997/30L 30° Curve - Laminate

| |
|----------|
| Laminate |
| \$1159 |

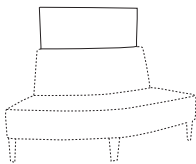


3998/45U 45° Curve - Upholstered COM Yardage - Panel: 3 Yds.

| COM | GR1 | GR2 | GR3 | GR4 | GR5 | GR6 | GR7 | GR8 | GR9 | GR10 | LEA |
|--------|--------|--------|--------|--------|--------|--------|--------|--------|--------|--------|--------|
| \$1110 | \$1188 | \$1235 | \$1284 | \$1336 | \$1389 | \$1445 | \$1503 | \$1562 | \$1625 | \$1689 | \$1997 |

3998/45L 45° Curve - Laminate

| |
|----------|
| Laminate |
| \$1334 |



3999/60U 60° Curve - Upholstered COM Yardage - Panel: 4 Yds.

| COM | GR1 | GR2 | GR3 | GR4 | GR5 | GR6 | GR7 | GR8 | GR9 | GR10 | LEA |
|--------|--------|--------|--------|--------|--------|--------|--------|--------|--------|--------|--------|
| \$1733 | \$1854 | \$1928 | \$2006 | \$2085 | \$2168 | \$2255 | \$2346 | \$2439 | \$2537 | \$2639 | \$3119 |

3999/60L 60° Curve - Laminate

| |
|----------|
| Laminate |
| \$2079 |

OPTIONS

Add upcharge to list price and code to model number

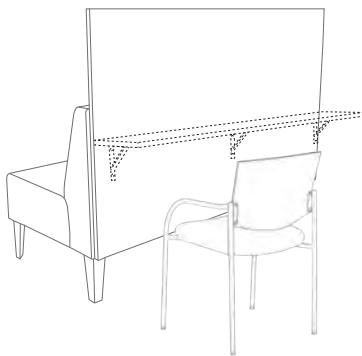
| | | |
|-----|--------------------------------|----------|
| FR | CA133 Fire Retardant per yard | \$90/yd. |
| MB | Moisture Barrier - per seat | \$125 |
| PC | Polished Chrome Legs - per leg | \$35 |
| 2FO | Two Fabric Option | \$98 |
| 3FO | Three Fabric Option | \$148 |
| GD | Ganging Brackets | \$52 |

| | | |
|---------|---|------------------|
| TABF(-) | Fixed Tablet (specify blade or outside(L/R), shape A, B or C) | \$370 |
| LAM5 | Non-standard laminate (5 tablets or less) | \$250 ea. tablet |
| SST | Solid Surface Tablet Arm - add to tablet option | \$125 |
| WOD | Solid Maple Wood Legs - set of four | \$96 |
| WOD | Solid Maple Wood Legs - set of five | \$120 |


Optional Panel Shelving

10" Deep Laminate or Veneer shelving attached to the back of any privacy panel.
Use any combination of ERG chairs or bar stools to complement your collaborative space.

Choose from our wide variety of stylish ERG chairs and bar stools!



café height - 30"



counter height - 36"



straight panel bar height - 42"
"A" and "L" shape bar height - 40"

Solid Surfaces Available

Hundreds of colors and patterns / brands including Avonite, Corian, Formica and Wilsonart

When ordering bar back panel, please specify the following shelf height:

PANEL SELECTION

- 1) Veneer or Laminate
- 2) Size straight: 30", 44", 66" Size curve 30°, 45°, 60°
- 3) Specify height: Café-30", Counter Height-36", Bar Height-40"/42"
- 4) Table Surface Selection: Laminate, Veneer or Solid Surface



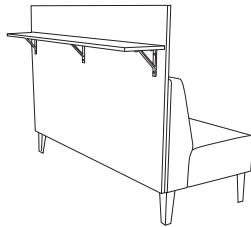
Wilsonart Solid Surface is stocked in Coconut and Bronzite.
Other colors available. Call for quote.

| | | |
|-------------|----------------|-------------|
| café height | counter height | bar height* |
| 30" | 36" | 40"/42" |

MODEL / DESCRIPTION / LIST PRICING

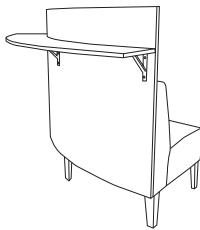
*Bar height available at 42" on straight panel only. Please specify when ordering

STRAIGHT SHELVING



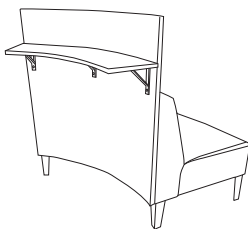
| Model Number | Model Description | Shelf Depth | Shipping Weight. | Laminate Top 3mm | Veneer Top 3mm |
|------------------|-------------------|------------------|------------------|------------------|----------------|
| 4003 | 30" | 10" | 35 lbs. | \$503 | \$553 |
| 4004 | 44" | 10" | 45 lbs. | \$579 | \$636 |
| 4005 | 66" | 10" | 55 lbs. | \$779 | \$857 |
| 30" - 2 brackets | | 44" - 2 brackets | 66" - 3 brackets | | |

INSIDE CURVE SHELVING



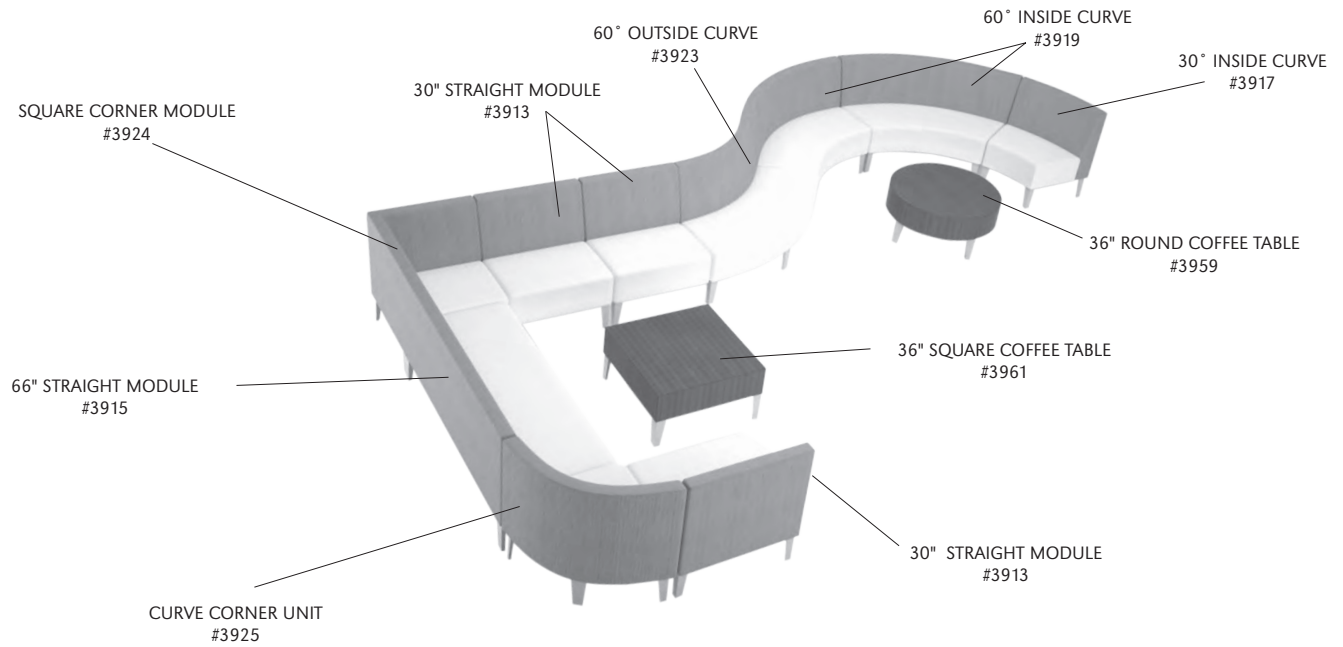
| Model Number | Model Description | Shelf Depth | Shipping Weight. | Laminate Top 3mm | Veneer Top 3mm |
|------------------|-------------------|------------------|------------------|------------------|----------------|
| 4006 | 30° | 10" | 38 lbs. | \$633 | \$695 |
| 4007 | 45° | 10" | 48 lbs. | \$747 | \$821 |
| 4008 | 60° | 10" | 58 lbs. | \$973 | \$1071 |
| 30° - 2 brackets | | 45° - 2 brackets | 60° - 3 brackets | | |

OUTSIDE CURVE SHELVING



| Model Number | Model Description | Shelf Depth | Shipping Weight. | Laminate Top 3mm | Veneer Top 3mm |
|------------------|-------------------|------------------|------------------|------------------|----------------|
| 4009 | 30° | 10" | 38 lbs. | \$633 | \$695 |
| 4010 | 45° | 10" | 48 lbs. | \$747 | \$821 |
| 4011 | 60° | 10" | 58 lbs. | \$973 | \$1071 |
| 30° - 2 brackets | | 45° - 2 brackets | 60° - 3 brackets | | |

TO ORDER THE SHELVING UNITS, PRIVACY PANELS MUST BE ORDERED FIRST

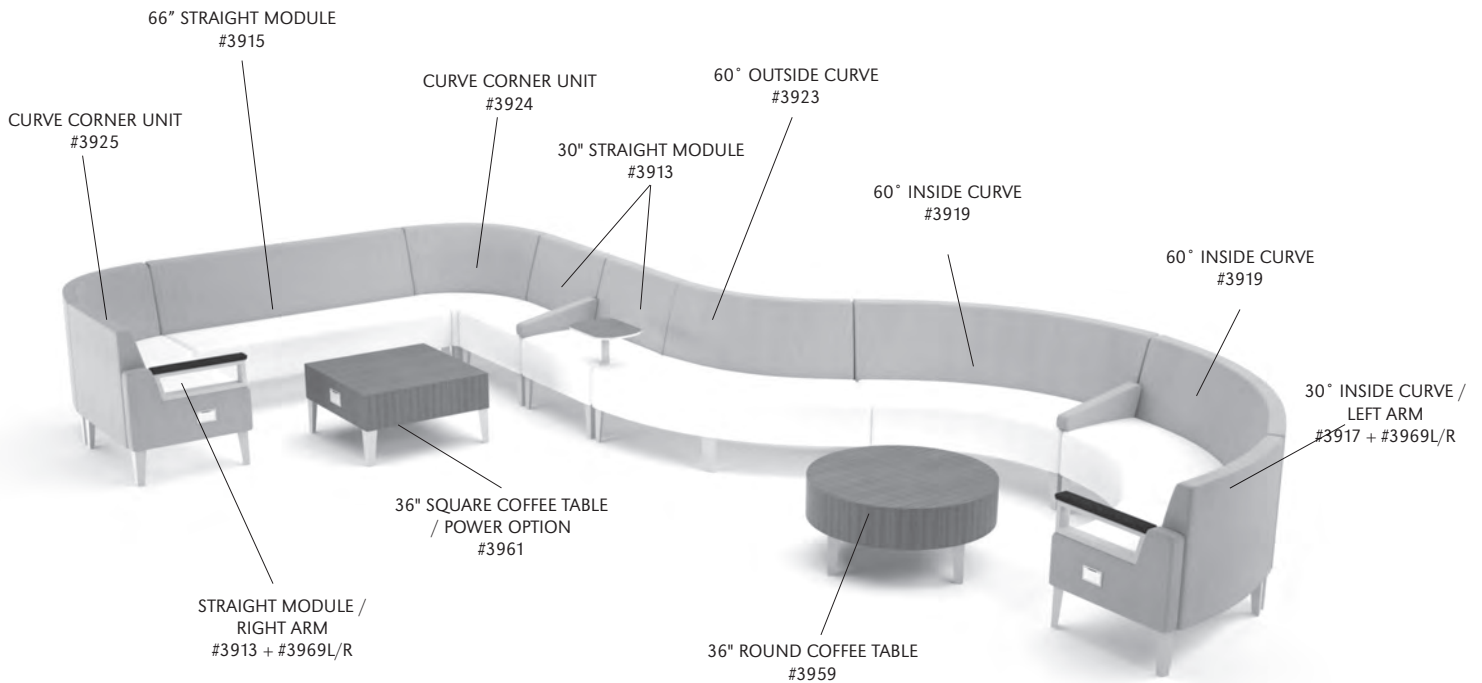


Straight and Curve Configuration Includes:

- 04 - 3913 Straight Module
- 01 - 3925 Curve Corner Unit
- 02 - 3915 66" Straight Module
- 01 - 3924 Square Corner Module
- 01 - 3925 Curve Corner Unit
- 01 - 3923 60° Outside Curve Module
- 02 - 3919 Inside Curve Module
- 01 - 3917 30° Inside Curve Module
- 01 - 3959 Duncan 36" Round Coffee Table
- 01 - 3961 Duncan 36" Square Coffee Table
- 10 - GD Ganging Brackets

Pricing (COM):

| |
|--------------|
| \$4880 |
| \$1642 |
| \$4042 |
| \$1759 |
| \$1642 |
| \$2191 |
| \$4278 |
| \$1134 |
| \$1491 |
| \$1517 |
| <u>\$520</u> |
| \$25096 list |



Straight and Curve Configuration Includes:

- 01 - 3917 30° Inside Curve Module
- 02 - 3969L/R Left Arm
- 01 - 3913 Straight Module / Right Arm
- 02 - 3925 Curve Corner Unit
- 01 - 3915 66" Straight Module
- 02 - 3913 30" Straight Module
- 01 - 3923 60° Outside Curve Module
- 02 - 3919 Inside Curve Module
- 01 - 3961 36" Square Coffee Table
- 01 - 3959 36" Round Coffee Table
- 09 - Ganging Brackets
- 03 - E2B Electrical Option
- 01 - TABF-(A) Fixed Tablet
- 02 - 3971C Slope Center Arm

Pricing (COM):

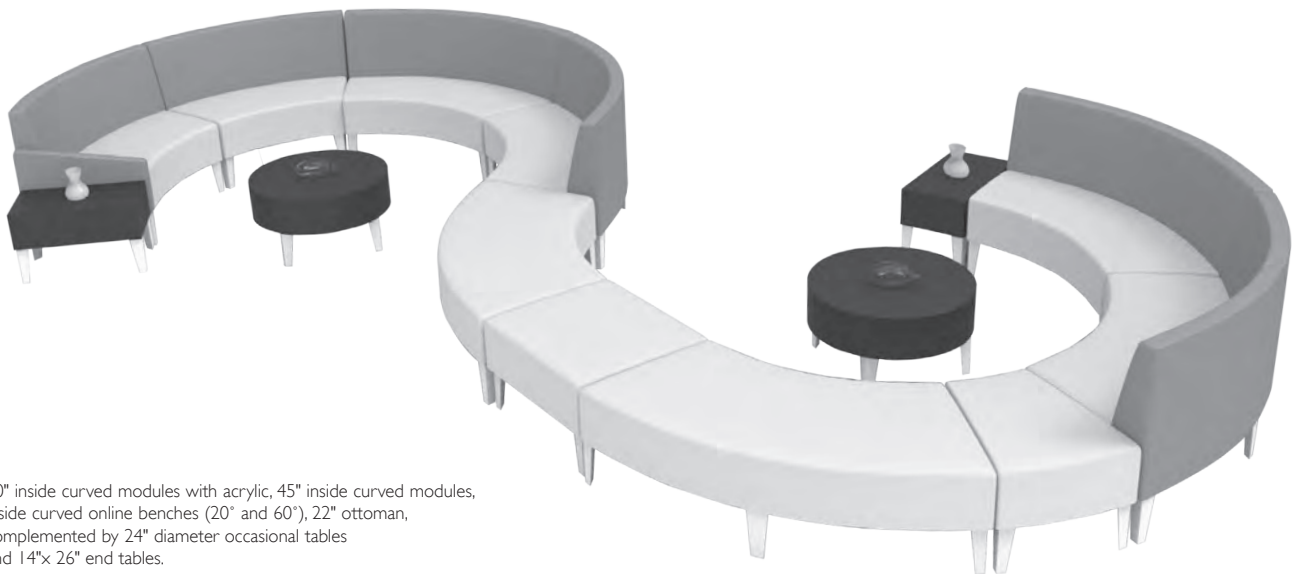
| | |
|---------------------------------------|--------|
| 01 - 3917 30° Inside Curve Module | \$1134 |
| 02 - 3969L/R Left Arm | \$662 |
| 01 - 3913 Straight Module / Right Arm | \$1220 |
| 02 - 3925 Curve Corner Unit | \$3284 |
| 01 - 3915 66" Straight Module | \$2021 |
| 02 - 3913 30" Straight Module | \$2440 |
| 01 - 3923 60° Outside Curve Module | \$2191 |
| 02 - 3919 Inside Curve Module | \$4278 |
| 01 - 3961 36" Square Coffee Table | \$1517 |
| 01 - 3959 36" Round Coffee Table | \$1491 |
| 09 - Ganging Brackets | \$468 |
| 03 - E2B Electrical Option | \$1245 |
| 01 - TABF-(A) Fixed Tablet | \$370 |
| 02 - 3971C Slope Center Arm | \$516 |
| <hr/> | |
| \$22837 | list |

ERG tables, lounges, and banquettes go well together.

Choose from our wide variety of stylish ERG furniture!



30" straight modules with acrylic "L" panels, 60" inside curved modules, 30" inside curved modules with quad arms, power/data option, complemented by 36" diameter occasional tables



60" inside curved modules with acrylic, 45" inside curved modules, inside curved online benches (20" and 60"), 22" ottoman, complemented by 24" diameter occasional tables and 14"x 26" end tables.

RAVEN MODULAR TABLE OF CONTENTS

Specifications 423
Modular Units 424
Curve and Corner Units 425
Straight Backless Units 426
Online Backless Units 427
Ottomans 428
Benches and Individual Arms 431
Sample Configurations with Dimensions 432



Arc configuration with two 60° inside curve modular units, one 60° curve online bench unit, low back curio, with Cabana table

Raven Modular Back Available in 2 heights 27" and 33"

RAVEN MODULAR COLLECTION

The Raven Modular Lounge Series offers the utmost in seating comfort. Designed for higher education and any public spaces that require long duration seating comfort. Also available in a junior size for children's areas.

See Raven Jr. in the Children's Section



RAVEN BARIATRIC UNIT



CORNER LOUNGE UNIT



RAVEN 60° CURVE UNIT

ORDERING INFORMATION

- 1) Series Name
- 2) Model Number
- 3) Quantity
- 4) Fabric Grade and Number
- 5) Powder Coat Color for legs
- 6) Optional Items

RAVEN MODULAR LOUNGE SPECIFICATIONS

Frame

Frame assembly is constructed of multi-ply hardwood, with tongue and groove construction. Seat foam is bonded to all sides of hardwood frame. Seat cushions are 4" graded, high resiliency (H.R.) block foam with seat back 3" H.R. foam, covered entirely with special bonded polyester fiber to protect final upholstery. No sag-springs are installed in seat & back along with interlocking helicoil springs to prevent sagging and provide additional lower back and seat support.

Upholstery

Raven modular lounge is fully upholstered in your choice of fabric, vinyl, crypton, leather or Customers Own Material. ERG uses only water based glues and adhesives in all our upholstery process.

Legs

Round tubular steel legs are available in standard powder coat colors. Optional polished chrome and wood legs are also available.

COLORS / FINISHES

Legs

Standard powder coat colors or optional polished chrome available. Wood legs are finished in your choice of standard wood stain colors.

TABLET SHAPES

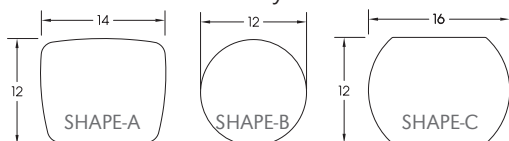
Choose from 3 Tablet Shapes::

Tablets for all modular series are available in 3 shapes, choose from the three shapes shown and specify; A, B or C and left or right (outside tablet) when ordering. Example: TABF-(A) Left - this would be a fixed shape A tablet on the left side (when seated).

Optional Solid Surface available.

Note:

- Tablet orders of 5 or less - choice of 3 standard laminate colors: Wilsonart Black or Frosty White and Nevamar Silver Alu Metalx.
- Tablet orders of 6 or more - any choice standard laminate colors.



OPTIONS

- CODE: FR - CA133 Fire Retardant.
- CODE: MB - Moisture Barrier.
- CODE: LOW - Fully Upholstered Low Back - 26.5" OA Height.
- CODE: WOD - Wood Legs.
- CODE: PC - Polished Chrome Legs.
- CODE: PB - Laminate Plinth Base.
- CODE: CAS - Casters set of 4.
- CODE: 2FO - Two Fabric Option.
- CODE: GD - Ganging Brackets (Necessary when ganging two or more modules together).
- CODE: TABF(□) - Fixed Laminate Tablet - outside or between two modular units (specify tablet shape A, B or C)
- CODE: SST - Solid Surface Tablet Arm
- CODE: LAM5 - Non-standard laminate for 5 or less tablets see options for upcharge

Note: Factory installed power/data available, see Accessories section for details and pricing.



LAMINATE TABLET OR OPTIONAL SOLID SURFACE



ELECTRICAL/DATA




LOW-BACK



CASTERS



UPHOLSTERED ARMS



TWO FABRICS



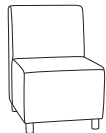
WOOD LEGS

| DIMENSIONS | Straight Unit | 30° Curve Inside | 45° Curve Inside | 60° Curve Inside |
|-----------------|---------------|------------------|------------------|------------------|
| Seat Depth: | 20" | 20" | 20" | 20" |
| Seat Height: | 18" | 18" | 18" | 18" |
| Overall Depth: | 27" | 29" | 30.5" | 32.5" |
| Overall Width: | 22, 30, 44" | 35" | 52" | 67" |
| Overall Height: | 33" | 33" | 33" | 33" |
| Qty./Wt.: | 1 ea./44 lbs. | 1 ea./64 lbs. | 1 ea./84 lbs. | 1 ea./115 lbs. |



STRAIGHT UNITS – TABLET ARM AND ELECTRICAL OPTIONS


MODEL / DESCRIPTION / LIST PRICING



8302 22" Straight Unit

COM Yardage: Total: 3.5 Yds. / Back: 2 Yds. / Seat: 1.5 Yds.

| COM | GR1 | GR2 | GR3 | GR4 | GR5 | GR6 | GR7 | GR8 | GR9 | GR10 | LEA |
|--------|--------|--------|--------|--------|--------|--------|--------|--------|--------|--------|--------|
| \$1014 | \$1088 | \$1161 | \$1245 | \$1319 | \$1403 | \$1487 | \$1571 | \$1655 | \$1739 | \$1823 | \$1944 |



8304 30" Straight Unit

COM Yardage: Total: 4.5 Yds. / Back: 2 Yds. / Seat: 2.33 Yds.

| COM | GR1 | GR2 | GR3 | GR4 | GR5 | GR6 | GR7 | GR8 | GR9 | GR10 | LEA |
|--------|--------|--------|--------|--------|--------|--------|--------|--------|--------|--------|--------|
| \$1188 | \$1277 | \$1371 | \$1476 | \$1571 | \$1676 | \$1781 | \$1886 | \$1991 | \$2096 | \$2222 | \$2343 |

8306 44" Straight Unit

COM Yardage: Total: 6 Yds. / Back: 3.5 Yds. / Seat: 2.5 Yds.

| COM | GR1 | GR2 | GR3 | GR4 | GR5 | GR6 | GR7 | GR8 | GR9 | GR10 | LEA |
|--------|--------|--------|--------|--------|--------|--------|--------|--------|--------|--------|--------|
| \$1682 | \$1808 | \$1934 | \$2060 | \$2186 | \$2312 | \$2438 | \$2564 | \$2690 | \$2816 | \$2942 | \$3063 |

8308 Inside 30° Curve Unit


COM Yardage: Total: 5 Yds. / Back: 2.5 Yds. / Seat: 2.5 Yds.

| COM | GR1 | GR2 | GR3 | GR4 | GR5 | GR6 | GR7 | GR8 | GR9 | GR10 | LEA |
|--------|--------|--------|--------|--------|--------|--------|--------|--------|--------|--------|--------|
| \$1103 | \$1176 | \$1250 | \$1334 | \$1407 | \$1491 | \$1575 | \$1659 | \$1743 | \$1827 | \$1911 | \$2032 |

8310 Inside 45° Curve Unit

COM Yardage: Total: 6.5 Yds. / Back: 4 Yds. / Seat: 2.5 Yds.

| COM | GR1 | GR2 | GR3 | GR4 | GR5 | GR6 | GR7 | GR8 | GR9 | GR10 | LEA |
|--------|--------|--------|--------|--------|--------|--------|--------|--------|--------|--------|--------|
| \$1620 | \$1725 | \$1830 | \$1946 | \$2051 | \$2166 | \$2282 | \$2397 | \$2513 | \$2628 | \$2744 | \$2864 |



8318 Inside 60° Curve Unit

COM Yardage: Total: 7.5 Yds. / Back: 4.5 Yds. / Seat: 3 Yds.

| COM | GR1 | GR2 | GR3 | GR4 | GR5 | GR6 | GR7 | GR8 | GR9 | GR10 | LEA |
|--------|--------|--------|--------|--------|--------|--------|--------|--------|--------|--------|--------|
| \$2106 | \$2211 | \$2316 | \$2432 | \$2537 | \$2652 | \$2768 | \$2883 | \$2999 | \$3114 | \$3230 | \$3351 |

OPTIONS

Add upcharge to list price and code to model number

| | | |
|-----|--|----------|
| FR | CA133 Fire Retardant per yard | \$90/yd. |
| MB | Moisture Barrier - per seat | \$125 |
| LOW | Fully Upholstered Low Back - 26.5" OA Height | \$95 |
| WOD | Wood Legs set of 4 | \$96 |
| PC | Polished Chrome Legs set of 4 | \$90 |
| PB | Laminate Plinth Base - Straight Unit | \$160 |
| PB | Laminate Plinth Base - Curve Unit | \$425 |

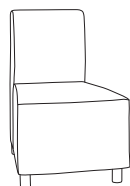
| | | |
|----------|---|------------------|
| CAS | Casters set of 4 | \$100 |
| 2FO | Two Fabric Option | \$98 |
| GD | Ganging Brackets | \$52 |
| TABF-(_) | Fixed Tablet (specify blade or outside(L/R), shape A, B or C) | \$370 |
| SST | Solid Surface Tablet Arm - add to tablet option | \$125 |
| LAM5 | Non-standard laminate (5 tablets or less) | \$250 ea. tablet |

| DIMENSIONS | 20° Curve Outside | 30° Curve Outside | 45° Curve Outside | 60° Curve Outside | Corner Unit |
|-----------------|-------------------|-------------------|-------------------|-------------------|---------------|
| Seat Depth: | 20" | 20" | 20" | 20" | 21" |
| Seat Height: | 18" | 18" | 18" | 18" | 18" |
| Overall Depth: | 27" | 29" | 30.5" | 32.5" | 28" |
| Overall Width: | 23" | 35" | 52" | 67" | 28" |
| Overall Height: | 33" | 33" | 33" | 33" | 33" |
| Qty./Wt.: | 1 ea./44 lbs. | 1 ea./64 lbs. | 1 ea./85 lbs. | 1 ea./110 lbs. | 1 ea./75 lbs. |



CORNER UNIT – SQUARE BACK

MODEL / DESCRIPTION / LIST PRICING



8312 Outside 20° Curve Unit

COM Yardage: Total: 4 Yds. / Back: 2 Yds. / Seat: 2 Yds.

| COM | GR1 | GR2 | GR3 | GR4 | GR5 | GR6 | GR7 | GR8 | GR9 | GR10 | LEA |
|--------|--------|--------|--------|--------|--------|--------|--------|--------|--------|--------|--------|
| \$1152 | \$1236 | \$1309 | \$1393 | \$1467 | \$1551 | \$1635 | \$1719 | \$1803 | \$1887 | \$1971 | \$2092 |

8314 Outside 30° Curve Unit

COM Yardage: Total: 4 Yds. / Back: 2 Yds. / Seat: 2 Yds.

| COM | GR1 | GR2 | GR3 | GR4 | GR5 | GR6 | GR7 | GR8 | GR9 | GR10 | LEA |
|--------|--------|--------|--------|--------|--------|--------|--------|--------|--------|--------|--------|
| \$1232 | \$1316 | \$1389 | \$1473 | \$1547 | \$1631 | \$1715 | \$1799 | \$1883 | \$1967 | \$2051 | \$2171 |

8316 Outside 45° Curve Unit


COM Yardage: Total: 6 Yds. / Back: 3.5 Yds. / Seat: 2.5 Yds.

| COM | GR1 | GR2 | GR3 | GR4 | GR5 | GR6 | GR7 | GR8 | GR9 | GR10 | LEA |
|--------|--------|--------|--------|--------|--------|--------|--------|--------|--------|--------|--------|
| \$1810 | \$1915 | \$2020 | \$2136 | \$2241 | \$2356 | \$2472 | \$2587 | \$2703 | \$2818 | \$2934 | \$3054 |

8320 Outside 60° Curve Unit

COM Yardage: Total: 8 Yds. / Back: 4 Yds. / Seat: 4 Yds.

| COM | GR1 | GR2 | GR3 | GR4 | GR5 | GR6 | GR7 | GR8 | GR9 | GR10 | LEA |
|--------|--------|--------|--------|--------|--------|--------|--------|--------|--------|--------|--------|
| \$2159 | \$2274 | \$2379 | \$2495 | \$2600 | \$2715 | \$2831 | \$2946 | \$3062 | \$3177 | \$3293 | \$3414 |



8322 Corner Unit – Square Back

COM Yardage: Total: 5.5 Yds. / Back: 4 Yds. / Seat: 1.5 Yds.

| COM | GR1 | GR2 | GR3 | GR4 | GR5 | GR6 | GR7 | GR8 | GR9 | GR10 | LEA |
|--------|--------|--------|--------|--------|--------|--------|--------|--------|--------|--------|--------|
| \$1726 | \$1842 | \$1947 | \$2062 | \$2167 | \$2283 | \$2398 | \$2514 | \$2629 | \$2745 | \$2860 | \$2981 |

8324 Corner Unit – Curved Back

COM Yardage: Total: 5.5 Yds. / Back: 4 Yds. / Seat: 1.5 Yds.

| COM | GR1 | GR2 | GR3 | GR4 | GR5 | GR6 | GR7 | GR8 | GR9 | GR10 | LEA |
|--------|--------|--------|--------|--------|--------|--------|--------|--------|--------|--------|--------|
| \$1610 | \$1725 | \$1830 | \$1946 | \$2051 | \$2166 | \$2282 | \$2397 | \$2513 | \$2628 | \$2744 | \$2864 |

OPTIONS

Add upcharge to list price and code to model number

| | | |
|-----|--|----------|
| FR | CA133 Fire Retardant per yard | \$90/yd. |
| MB | Moisture Barrier - per seat | \$125 |
| LOW | Fully Upholstered Low Back - 26.5" OA Height | \$95 |
| WOD | Wood Legs set of 4 | \$96 |
| PC | Polished Chrome Legs set of 4 | \$90 |
| PB | Laminate Plinth Base - Corner Unit | \$225 |
| PB | Laminate Plinth Base - Curve Unit | \$425 |

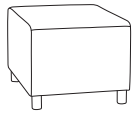
| | | |
|----------|---|------------------|
| CAS | Casters set of 4 | \$100 |
| 2FO | Two Fabric Option | \$98 |
| GD | Ganging Brackets | \$52 |
| TABF-() | Fixed Tablet (specify blade or outside(L/R), shape A, B or C) | \$370 |
| SST | Solid Surface Tablet Arm - add to tablet option | \$125 |
| LAM5 | Non-standard laminate (5 tablets or less) | \$250 ea. tablet |

| DIMENSIONS | Straight Backless | Bariatric Backless |
|-----------------|-------------------|--------------------|
| Seat Depth: | 27" | 27" |
| Seat Height: | 18" | 18" |
| Overall Depth: | 27" | 27" |
| Overall Width: | 22", 44" | 30" |
| Overall Height: | 18" | 18" |
| Qty./Wt.: | 1 ea./40/60 lbs. | 1 ea./80 lbs. |



TWO SEAT STRAIGHT BACKLESS UNIT

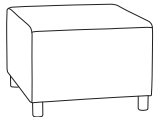
MODEL / DESCRIPTION / LIST PRICING



8326 Single Seat Backless Unit 22"

COM Yardage: 1.75 Yds..

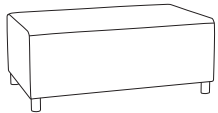
| COM | GR1 | GR2 | GR3 | GR4 | GR5 | GR6 | GR7 | GR8 | GR9 | GR10 | LEA |
|-------|-------|--------|--------|--------|--------|--------|--------|--------|--------|--------|--------|
| \$861 | \$935 | \$1008 | \$1092 | \$1166 | \$1250 | \$1334 | \$1418 | \$1502 | \$1586 | \$1670 | \$1790 |



8328 Bariatric Backless Unit 30"

COM Yardage: 2 Yds..

| COM | GR1 | GR2 | GR3 | GR4 | GR5 | GR6 | GR7 | GR8 | GR9 | GR10 | LEA |
|--------|--------|--------|--------|--------|--------|--------|--------|--------|--------|--------|--------|
| \$1075 | \$1201 | \$1327 | \$1453 | \$1579 | \$1705 | \$1831 | \$1957 | \$2083 | \$2209 | \$2335 | \$2456 |



8330 Two Seat Backless Unit 44"

COM Yardage: 3.5 Yds..

| COM | GR1 | GR2 | GR3 | GR4 | GR5 | GR6 | GR7 | GR8 | GR9 | GR10 | LEA |
|--------|--------|--------|--------|--------|--------|--------|--------|--------|--------|--------|--------|
| \$1555 | \$1681 | \$1807 | \$1933 | \$2059 | \$2185 | \$2311 | \$2437 | \$2563 | \$2689 | \$2815 | \$2936 |

OPTIONS

Add upcharge to list price and code to model number

| | | |
|-----|--------------------------------------|----------|
| FR | CA133 Fire Retardant per yard | \$90/yd. |
| MB | Moisture Barrier - per seat | \$125 |
| WOD | Wood Legs set of 4 | \$96 |
| PC | Polished Chrome Legs set of 4 | \$90 |
| PB | Laminate Plinth Base - Straight Unit | \$160 |
| CAS | Casters set of 4 | \$100 |

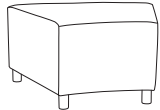
| | | |
|---------|---|------------------|
| GD | Ganging Brackets | \$52 |
| TABF(-) | Fixed Tablet (specify blade or outside(L/R), shape A, B or C) | \$370 |
| SST | Solid Surface Tablet Arm - add to tablet option | \$125 |
| LAM5 | Non-standard laminate (5 tablets or less) | \$250 ea. tablet |
| 2FO | Two Fabric Option | \$98 |

| DIMENSIONS | 20° Curve Backless | 30° Curve Backless | 45° Curve Backless | 60° Curve Backless |
|-----------------|--------------------|--------------------|--------------------|--------------------|
| Seat Depth: | 27" | 27" | 27" | 27" |
| Seat Height: | 18" | 18" | 18" | 18" |
| Overall Depth: | 28" | 29" | 30.5" | 32.5" |
| Overall Width: | 32" | 35" | 52" | 67" |
| Overall Height: | 18" | 18" | 18" | 18" |
| Qty./Wt.: | 1 ea./42 lbs. | 1 ea./62 lbs. | 1 ea./82 lbs. | 1 ea./102 lbs. |



60° CURVE BACKLESS UNIT

MODEL / DESCRIPTION / LIST PRICING



8332 20° Curve Unit

COM Yardage: 2.25 Yds..

| COM | GR1 | GR2 | GR3 | GR4 | GR5 | GR6 | GR7 | GR8 | GR9 | GR10 | LEA |
|-------|--------|--------|--------|--------|--------|--------|--------|--------|--------|--------|--------|
| \$965 | \$1038 | \$1112 | \$1196 | \$1269 | \$1353 | \$1437 | \$1521 | \$1605 | \$1689 | \$1773 | \$1894 |

8334 30° Curve Unit

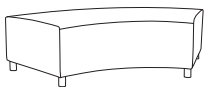
COM Yardage: 2.5 Yds..

| COM | GR1 | GR2 | GR3 | GR4 | GR5 | GR6 | GR7 | GR8 | GR9 | GR10 | LEA |
|--------|--------|--------|--------|--------|--------|--------|--------|--------|--------|--------|--------|
| \$1036 | \$1110 | \$1183 | \$1267 | \$1341 | \$1425 | \$1509 | \$1593 | \$1677 | \$1761 | \$1845 | \$1966 |

8336 45° Curve Unit

COM Yardage: 3.5 Yds..

| COM | GR1 | GR2 | GR3 | GR4 | GR5 | GR6 | GR7 | GR8 | GR9 | GR10 | LEA |
|--------|--------|--------|--------|--------|--------|--------|--------|--------|--------|--------|--------|
| \$1441 | \$1514 | \$1588 | \$1672 | \$1745 | \$1829 | \$1913 | \$1997 | \$2081 | \$2165 | \$2249 | \$2370 |



8338 60° Curve Unit

COM Yardage: 4.5 Yds..

| COM | GR1 | GR2 | GR3 | GR4 | GR5 | GR6 | GR7 | GR8 | GR9 | GR10 | LEA |
|--------|--------|--------|--------|--------|--------|--------|--------|--------|--------|--------|--------|
| \$1761 | \$1834 | \$1908 | \$1992 | \$2065 | \$2149 | \$2233 | \$2317 | \$2401 | \$2485 | \$2569 | \$2690 |

OPTIONS

Add upcharge to list price and code to model number

| | | |
|-----|-----------------------------------|----------|
| FR | CA133 Fire Retardant per yard | \$90/yd. |
| MB | Moisture Barrier - per seat | \$125 |
| WOD | Wood Legs set of 4 | \$96 |
| PC | Polished Chrome Legs set of 4 | \$90 |
| PB | Laminate Plinth Base - Curve Unit | \$425 |
| CAS | Casters set of 4 | \$100 |

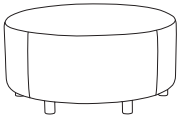
| | | |
|---------|---|------------------|
| GD | Ganging Brackets | \$52 |
| TABF(-) | Fixed Tablet (specify blade or outside(L/R), shape A, B or C) | \$370 |
| SST | Solid Surface Tablet Arm - add to tablet option | \$125 |
| LAM5 | Non-standard laminate (5 tablets or less) | \$250 ea. tablet |
| 2FO | Two Fabric Option | \$98 |

| DIMENSIONS | 18" Round | 24" Round | 30" Round | 36" Round | 42" Round |
|-----------------|---------------|---------------|---------------|---------------|---------------|
| Overall Depth: | 18" | 24" | 30" | 36" | 42" |
| Overall Width: | 18" | 24" | 30" | 36" | 42" |
| Overall Height: | 18" | 18" | 18" | 18" | 18" |
| Qty./Wt.: | 1 ea./26 lbs. | 1 ea./37 lbs. | 1 ea./48 lbs. | 1 ea./68 lbs. | 1 ea./84 lbs. |



36" ROUND OTTOMAN

MODEL / DESCRIPTION / LIST PRICING



| 8341 | 18" Round Ottoman | | | | | | | | | | COM Yardage: 1.75 Yds.. |
|-------|-------------------|--------|--------|--------|--------|--------|--------|--------|--------|--------|-------------------------|
| COM | GR1 | GR2 | GR3 | GR4 | GR5 | GR6 | GR7 | GR8 | GR9 | GR10 | LEA |
| \$870 | \$996 | \$1122 | \$1248 | \$1374 | \$1500 | \$1626 | \$1752 | \$1878 | \$2004 | \$2130 | \$2251 |



| 8339 | 24" Round Ottoman | | | | | | | | | | COM Yardage: 2 Yds.. |
|--------|-------------------|--------|--------|--------|--------|--------|--------|--------|--------|--------|----------------------|
| COM | GR1 | GR2 | GR3 | GR4 | GR5 | GR6 | GR7 | GR8 | GR9 | GR10 | LEA |
| \$1016 | \$1142 | \$1268 | \$1394 | \$1520 | \$1646 | \$1772 | \$1898 | \$2024 | \$2150 | \$2276 | \$2397 |



| 8340 | 30" Round Ottoman | | | | | | | | | | COM Yardage: 2.5 Yds.. |
|--------|-------------------|--------|--------|--------|--------|--------|--------|--------|--------|--------|------------------------|
| COM | GR1 | GR2 | GR3 | GR4 | GR5 | GR6 | GR7 | GR8 | GR9 | GR10 | LEA |
| \$1398 | \$1524 | \$1650 | \$1776 | \$1902 | \$2028 | \$2154 | \$2280 | \$2406 | \$2532 | \$2658 | \$2778 |



| 8342 | 36" Round Ottoman | | | | | | | | | | COM Yardage: 2.75 Yds.. |
|--------|-------------------|--------|--------|--------|--------|--------|--------|--------|--------|--------|-------------------------|
| COM | GR1 | GR2 | GR3 | GR4 | GR5 | GR6 | GR7 | GR8 | GR9 | GR10 | LEA |
| \$1681 | \$1807 | \$1933 | \$2059 | \$2185 | \$2311 | \$2437 | \$2563 | \$2689 | \$2815 | \$2941 | \$3062 |



| 8344 | 42" Round Ottoman | | | | | | | | | | COM Yardage: 3.5 Yds.. |
|--------|-------------------|--------|--------|--------|--------|--------|--------|--------|--------|--------|------------------------|
| COM | GR1 | GR2 | GR3 | GR4 | GR5 | GR6 | GR7 | GR8 | GR9 | GR10 | LEA |
| \$1817 | \$1943 | \$2069 | \$2195 | \$2321 | \$2447 | \$2573 | \$2699 | \$2825 | \$2951 | \$3077 | \$3197 |

OPTIONS

Add upcharge to list price and code to model number

| | | |
|-----|--------------------------------|----------|
| FR | CA133 Fire Retardant per yard | \$90/yd. |
| MB | Moisture Barrier - per ottoman | \$125 |
| WOD | Wood Legs set of 4 | \$96 |
| WOD | Wood Legs set of 4 | \$96 |

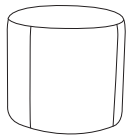
| | | |
|-----|-----------------------------------|-------|
| PC | Polished Chrome Legs set of 4 | \$90 |
| PB | Laminate Plinth Base - Curve Unit | \$425 |
| CAS | Casters set of 4 | \$100 |
| GD | Ganging Brackets | \$52 |

| DIMENSIONS | 18" Round | 24" Round | 30" Round | 36" Round | 42" Round |
|-----------------|---------------|---------------|---------------|---------------|---------------|
| Overall Depth: | 18" | 24" | 30" | 36" | 42" |
| Overall Width: | 18" | 24" | 30" | 36" | 42" |
| Overall Height: | 18" | 18" | 18" | 18" | 18" |
| Qty./Wt.: | 1 ea./26 lbs. | 1 ea./37 lbs. | 1 ea./48 lbs. | 1 ea./68 lbs. | 1 ea./84 lbs. |



ROUND OTTOMAN / NO LEGS
W/ PLASTIC GLIDES

MODEL / DESCRIPTION / LIST PRICING



8341-NL 18" Round Ottoman / No Legs COM Yardage: 1.75 Yds..

| COM | GR1 | GR2 | GR3 | GR4 | GR5 | GR6 | GR7 | GR8 | GR9 | GR10 | LEA |
|-------|-------|--------|--------|--------|--------|--------|--------|--------|--------|--------|--------|
| \$814 | \$925 | \$1035 | \$1147 | \$1258 | \$1368 | \$1479 | \$1590 | \$1701 | \$1812 | \$1923 | \$2029 |

8339-NL 24" Round Ottoman / No Legs COM Yardage: 2.5 Yds..

| COM | GR1 | GR2 | GR3 | GR4 | GR5 | GR6 | GR7 | GR8 | GR9 | GR10 | LEA |
|-------|--------|--------|--------|--------|--------|--------|--------|--------|--------|--------|--------|
| \$943 | \$1053 | \$1164 | \$1275 | \$1386 | \$1497 | \$1608 | \$1719 | \$1829 | \$1940 | \$2052 | \$2158 |

8340-NL 30" Round Ottoman / No Legs COM Yardage: 2.75 Yds..

| COM | GR1 | GR2 | GR3 | GR4 | GR5 | GR6 | GR7 | GR8 | GR9 | GR10 | LEA |
|--------|--------|--------|--------|--------|--------|--------|--------|--------|--------|--------|--------|
| \$1277 | \$1388 | \$1498 | \$1610 | \$1721 | \$1831 | \$1943 | \$2053 | \$2164 | \$2275 | \$2386 | \$2492 |

8342-NL 36" Round Ottoman / No Legs COM Yardage: 3 Yds..

| COM | GR1 | GR2 | GR3 | GR4 | GR5 | GR6 | GR7 | GR8 | GR9 | GR10 | LEA |
|--------|--------|--------|--------|--------|--------|--------|--------|--------|--------|--------|--------|
| \$1517 | \$1629 | \$1739 | \$1850 | \$1960 | \$2072 | \$2183 | \$2293 | \$2405 | \$2515 | \$2626 | \$2732 |

8344-NL 42" Round Ottoman / No Legs COM Yardage: 3.5 Yds..

| COM | GR1 | GR2 | GR3 | GR4 | GR5 | GR6 | GR7 | GR8 | GR9 | GR10 | LEA |
|--------|--------|--------|--------|--------|--------|--------|--------|--------|--------|--------|--------|
| \$1646 | \$1758 | \$1868 | \$1979 | \$2091 | \$2201 | \$2312 | \$2422 | \$2534 | \$2645 | \$2755 | \$2861 |

OPTIONS

Add upcharge to list price and code to model number

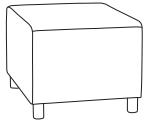
| | | | | | |
|----|-------------------------------|----------|----|--------------------------------|-------|
| FR | CA133 Fire Retardant per yard | \$90/yd. | MB | Moisture Barrier - per ottoman | \$125 |
|----|-------------------------------|----------|----|--------------------------------|-------|

| DIMENSIONS | 27" Square | 36" Square | 42" Square |
|-----------------|---------------|---------------|---------------|
| Overall Depth: | 27" | 36" | 42" |
| Overall Width: | 27" | 36" | 42" |
| Overall Height: | 18" | 18" | 18" |
| Qty./Wt.: | 1 ea./50 lbs. | 1 ea./58 lbs. | 1 ea./78 lbs. |



36" SQUARE OTTOMAN

MODEL / DESCRIPTION / LIST PRICING



8346 27" Square Ottoman COM Yardage: 2.5 Yds..

| COM | GR1 | GR2 | GR3 | GR4 | GR5 | GR6 | GR7 | GR8 | GR9 | GR10 | LEA |
|--------|--------|--------|--------|--------|--------|--------|--------|--------|--------|--------|--------|
| \$1019 | \$1145 | \$1271 | \$1397 | \$1523 | \$1649 | \$1775 | \$1901 | \$2027 | \$2153 | \$2279 | \$2399 |

8348 36" Square Ottoman COM Yardage: 3.30 Yds..

| COM | GR1 | GR2 | GR3 | GR4 | GR5 | GR6 | GR7 | GR8 | GR9 | GR10 | LEA |
|--------|--------|--------|--------|--------|--------|--------|--------|--------|--------|--------|--------|
| \$1557 | \$1683 | \$1809 | \$1935 | \$2061 | \$2187 | \$2313 | \$2439 | \$2565 | \$2691 | \$2817 | \$2938 |

8350 42" Square Ottoman COM Yardage: 4 Yds..

| COM | GR1 | GR2 | GR3 | GR4 | GR5 | GR6 | GR7 | GR8 | GR9 | GR10 | LEA |
|--------|--------|--------|--------|--------|--------|--------|--------|--------|--------|--------|--------|
| \$1819 | \$1945 | \$2071 | \$2197 | \$2323 | \$2449 | \$2575 | \$2701 | \$2827 | \$2953 | \$3079 | \$3199 |

OPTIONS

Add upcharge to list price and code to model number

| | | |
|-----|--------------------------------------|----------|
| FR | CA133 Fire Retardant per yard | \$90/yd. |
| MB | Moisture Barrier - per ottoman | \$125 |
| WOD | Wood Legs set of 4 | \$96 |
| PC | Polished Chrome Legs set of 4 | \$90 |
| PB | Laminate Plinth Base - Straight Unit | \$160 |
| CAS | Casters set of 4 | \$100 |

| | | |
|---------|---|------------------|
| 2FO | Two Fabric Option | \$98 |
| GD | Ganging Brackets | \$52 |
| TABF(-) | Fixed Tablet (specify blade or outside(L/R), shape A, B or C) | \$370 |
| SST | Solid Surface Tablet Arm - add to tablet option | \$125 |
| LAM5 | Non-standard laminate (5 tablets or less) | \$250 ea. tablet |

| DIMENSIONS | Straight Benches | R-L Arm | Center Arm |
|-----------------|---------------------|---------------|---------------|
| Overall Depth: | 20" | 27" | 19" |
| Overall Width: | 22, 44, 66" | 3" | 2" |
| Overall Height: | 18" | 25" | 25" |
| Qty./Wt.: | 1 ea./45/60/78 lbs. | 1 ea./25 lbs. | 1 ea./25 lbs. |



SINGLE SEAT WITH ARMS



TWO SEAT STRAIGHT BENCH WITH TWO FABRIC OPTION

MODEL / DESCRIPTION / LIST PRICING



8352 Single Seat Straight Bench

COM Yardage: 1.75 Yds..

| COM | GR1 | GR2 | GR3 | GR4 | GR5 | GR6 | GR7 | GR8 | GR9 | GR10 | LEA |
|-------|-------|--------|--------|--------|--------|--------|--------|--------|--------|--------|--------|
| \$853 | \$926 | \$1000 | \$1084 | \$1157 | \$1241 | \$1325 | \$1409 | \$1493 | \$1577 | \$1661 | \$1782 |



8354 Two Seat Straight Bench

COM Yardage: 3 Yds..

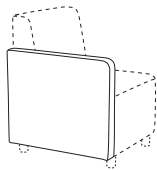
| COM | GR1 | GR2 | GR3 | GR4 | GR5 | GR6 | GR7 | GR8 | GR9 | GR10 | LEA |
|--------|--------|--------|--------|--------|--------|--------|--------|--------|--------|--------|--------|
| \$1494 | \$1620 | \$1746 | \$1872 | \$1998 | \$2124 | \$2250 | \$2376 | \$2502 | \$2628 | \$2754 | \$2875 |



8356 Three Seat Straight Bench

COM Yardage: 4.75 Yds..

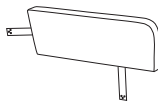
| COM | GR1 | GR2 | GR3 | GR4 | GR5 | GR6 | GR7 | GR8 | GR9 | GR10 | LEA |
|--------|--------|--------|--------|--------|--------|--------|--------|--------|--------|--------|--------|
| \$1757 | \$1883 | \$2009 | \$2135 | \$2261 | \$2387 | \$2513 | \$2639 | \$2765 | \$2891 | \$3017 | \$3137 |



8358L/R Left or Right Arm

COM Yardage: 1.5 Yds..

| COM | GR1 | GR2 | GR3 | GR4 | GR5 | GR6 | GR7 | GR8 | GR9 | GR10 | LEA |
|-------|-------|-------|-------|-------|-------|-------|-------|-------|-------|-------|-------|
| \$218 | \$260 | \$292 | \$334 | \$365 | \$397 | \$428 | \$460 | \$502 | \$544 | \$586 | \$680 |



8358C Center Arm

COM Yardage: .75 Yds..

| COM | GR1 | GR2 | GR3 | GR4 | GR5 | GR6 | GR7 | GR8 | GR9 | GR10 | LEA |
|-------|-------|-------|-------|-------|-------|-------|-------|-------|-------|-------|-------|
| \$212 | \$254 | \$286 | \$328 | \$359 | \$391 | \$422 | \$454 | \$496 | \$538 | \$580 | \$674 |

OPTIONS

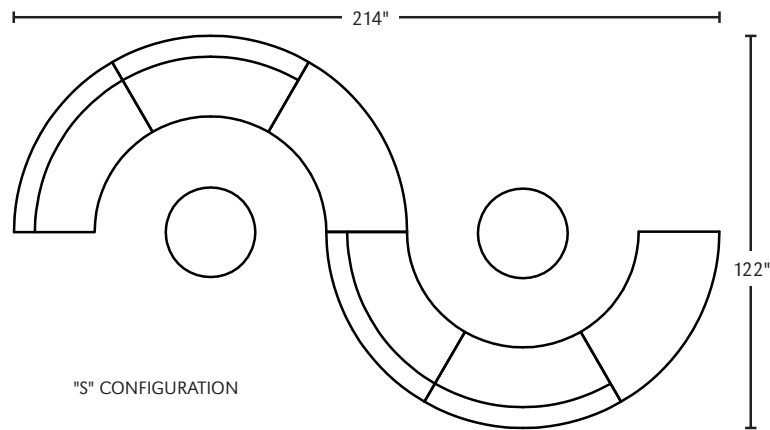
Add upcharge to list price and code to model number

| | | |
|-----|--------------------------------------|----------|
| FR | CA133 Fire Retardant per yard | \$90/yd. |
| MB | Moisture Barrier - per ottoman | \$125 |
| WOD | Wood Legs set of 4 | \$96 |
| PC | Polished Chrome Legs set of 4 | \$90 |
| PB | Laminate Plinth Base - Straight Unit | \$160 |
| CAS | Casters set of 4 | \$100 |

| | | |
|---------|---|------------------|
| 2FO | Two Fabric Option | \$98 |
| GD | Ganging Brackets | \$52 |
| TABF(-) | Fixed Tablet (specify blade or outside(L/R), shape A, B or C) | \$370 |
| SST | Solid Surface Tablet Arm - add to tablet option | \$125 |
| LAM5 | Non-standard laminate (5 tablets or less) | \$250 ea. tablet |



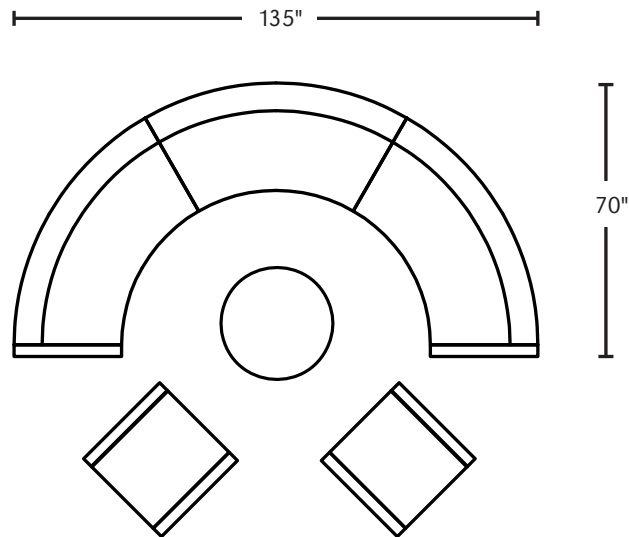
"S" CONFIGURATION: SIX 60° CURVE UNITS, TWO 60° BACKLESS CURVE UNITS WITH CABANA OCCASIONAL TABLES



| | |
|--|---------------------|
| "S" Configuration Includes: | Pricing (COM): |
| 04 - 8318 60° Inside Curve Unit | \$8424 |
| 02 - 8338 60° Inside Curve Backless Unit | \$3522 |
| 02 - CAB36D 36" Round Table | \$2710 |
| 05 - Ganging Brackets | \$260 |
| | <u>\$14916 list</u> |



THREE 60° CURVE UNITS, TWO OUTSIDE ARMS, TWO LOUNGE UNITS AND
36" ROUND CABANA TABLE WITH COVE POWER OPTION



ARC CONFIGURATION

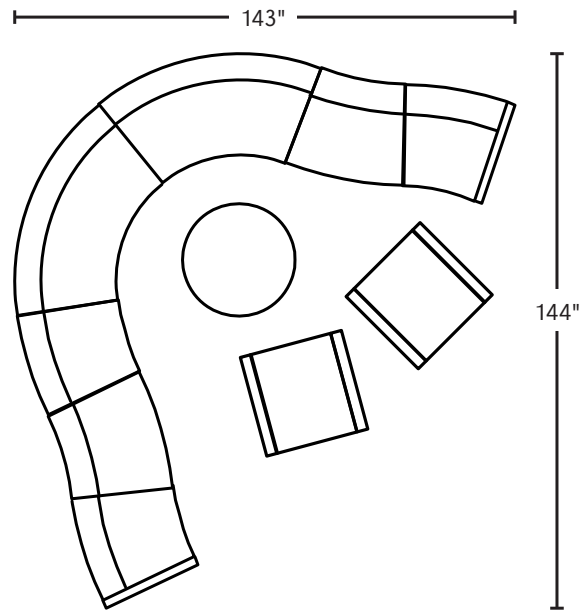
| Arc Configuration Includes: | Pricing (COM): |
|-----------------------------------|----------------|
| 03 - 8318 60° Inside Curve Units | \$6318 |
| 02 - 8403 Lounge Single Seat Unit | \$2988 |
| 02 - 8358L/R L/R Arms | \$436 |
| 01 - CAB36S Cabana Table | \$1565 |
| 01 - Cove Electrical Option | \$467 |
| 02 - Ganging Brackets | \$104 |
| | <hr/> |
| | \$11878 list |

RAVEN MODULAR
SAMPLE CONFIGURATIONS WITH DIMENSIONS



SERPENTINE CONFIGURATION

TWO 60° CURVE UNIT, TWO 30° INSIDE CURVE UNITS, TWO 45° OUTSIDE CURVE UNIT, ONE 45° INSIDE CURVE UNIT AND OUTSIDE ARMS WITH A 36" ROUND OCCASIONAL TABLE

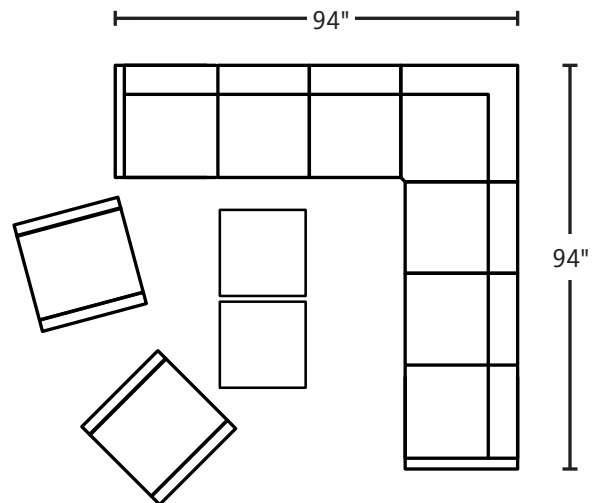


| | |
|-------------------------------------|----------------|
| Serpentine Configuration Includes: | Pricing (COM): |
| 02 - 8318 60° Inside Curve Modules | \$4212 |
| 02 - 8308 30° Inside Curve Modules | \$2206 |
| 02 - 8316 45° Outside Curve Modules | \$3620 |
| 02 - 8403 Single Seat Lounge | \$2988 |
| 02 - 8358L/R L/R Arms | \$436 |
| 01 - CAB36D 36" Round Table | \$1355 |
| 06 - Ganging Brackets | \$312 |
| 01 - Cove Electrical Option | \$467 |
| | <hr/> |
| | \$15596 list |



"L" SHAPE CONFIGURATION

ONE CORNER UNIT, SIX STRAIGHT UNITS,, TWO OUTSIDE ARMS, TWO LOUNGE UNITS AND TWO CABANA OCCASIONAL TABLES FEATURING COVE POWER OPTION



| | |
|------------------------------|----------------|
| "L" Configuration Includes: | Pricing (COM): |
| 06 - 8304 30" Straight Unit | \$7128 |
| 01 - 8322 Corner Modules | \$1726 |
| 02 - 8358L/R L/R Arms | \$436 |
| 02 - CAB36S 36" Square Table | \$3130 |
| 02 - 8403 Single Seat Lounge | \$2988 |
| 06 - Ganging Brackets | \$312 |
| 02 - Cove Electrical Option | \$934 |
| | <hr/> |
| | \$16654 list |

ROLA MODULAR COLLECTION

The Rola offers a sleek, modern look and unlimited design possibilities. Straight and curved wedges create S- and C-shapes, Figure 8's, and many more. The Rola column is a customizable option in full or half round, that completes a look or can stand alone. Choose varied column height for an exciting finished space!



ORDERING INFORMATION

To Order Please Specify:

- 1) Series Name
- 2) Model Number
- 3) Quantity
- 4) Fabric Grade & Number
- 5) Powder Coat Color for Legs
- 6) Leg Type (for ganging applications)
- 7) Optional Items

ROLA GENERAL SPECIFICATIONS

Frame

Frame assembly is constructed of 100% solid hardwood, milled on 4 sides to 1" thickness. No plywood is used. All foam is fully bonded to frame. Seat cushions are 5" graded high resiliency (H.R.) block foam, covered entirely with special bonded polyester fiber to protect final upholstery.

Upholstery

Seat and back are covered in choice of fabric, vinyl, crypton, leather or COM. ERG uses only water based glues and adhesives in our upholstery process.

Metal Legs

Rola Legs are made of 14 gauge rectangular tubular steel with hand brazed welds. Choose either freestanding (#806) legs for re-configurable modular benches or combine with inside (#808) legs to gang benches into a configuration.

Glides

Factory installed black nylon glides.

Tables

Coordinate with Dion Occasional Tables. Column Top Plates may serve as Table Tops for some systems.

COLORS / FINISHES

Frame Finish Colors:

Standard powder coat colors available.

OPTIONS

- CODE: FR - CA133 Fire Retardant.
- CODE: MB - Moisture Barrier.
- CODE: 2FO - Two Fabric Option.
- CODE: SBH - Special Height.
- CODE: PC - Polished Chrome Legs.
- CODE: - Polished Chrome Legs.

Note: Factory installed power/data available, see accessories section for details and pricing.



FREESTANDING (#806) LEGS



INSIDE (#808) LEGS



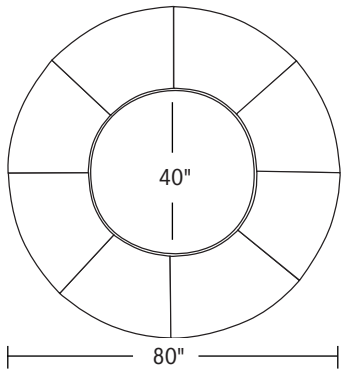
Full circle configuration with 8 wedge units and one full column/backrest



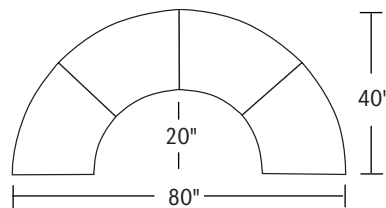
Half circle (against a wall) configuration with 4 wedges and half column/backrest. Seats approximately four.



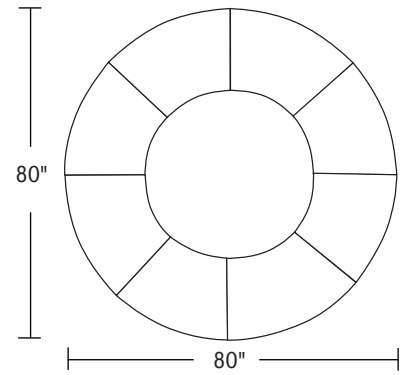
Use of Benches/Wedges for reconfigurable designs. 8 wedges make a full circle.



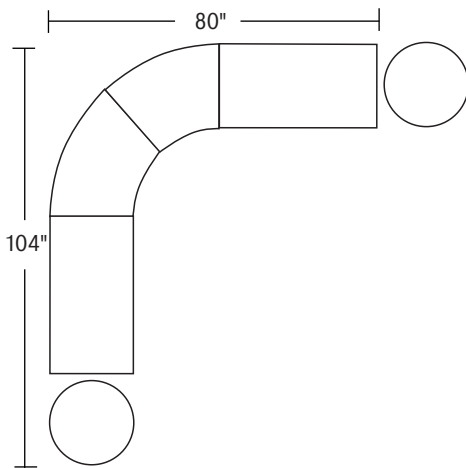
Full Circle with Full Column



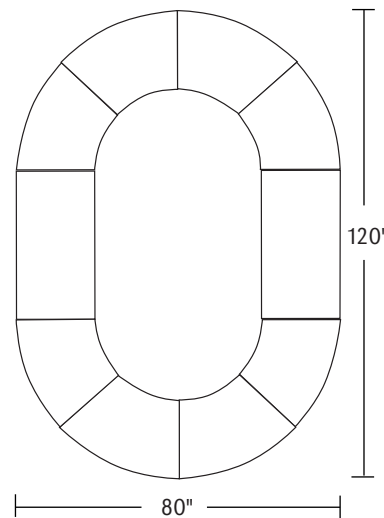
Half Circle



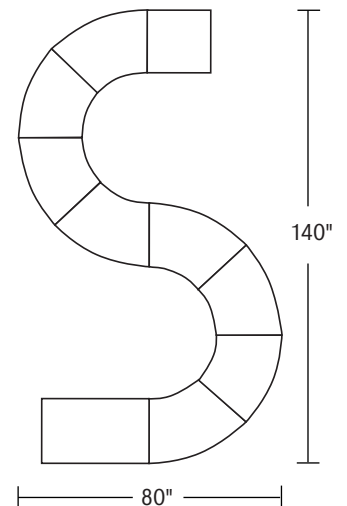
Full Circle



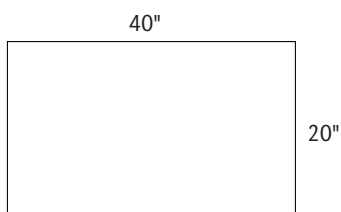
Corner Configuration



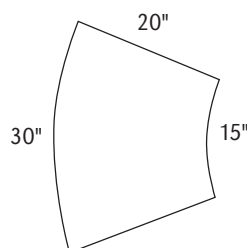
Oval Configuration



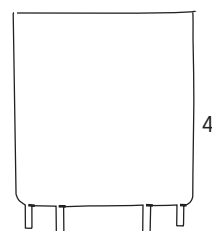
S configuration



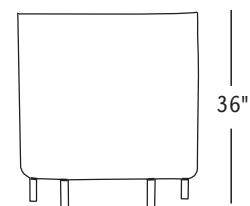
2 Seat Bench Top View



Wedge Unit Top View

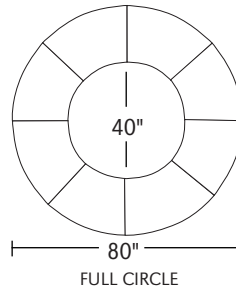


Tall Column Profile

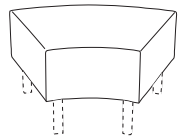


Column Profile

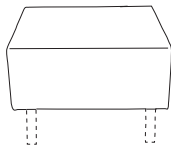
| DIMENSIONS | 1/8 Wedge | Ottoman | 2-Seat Bench |
|-------------------|---------------|---------------|---------------|
| Overall Depth: | 20" | 20" | 20" |
| Overall Length: | 30" | 20" | 40" |
| Seat Height: | 17.5" | 17.5" | 17.5" |
| Inside Diameter: | 15" | - | - |
| Outside Diameter: | 30" | - | - |
| Qty./Wt.: | 1 ea./24 lbs. | 1 ea./25 lbs. | 1 ea./65 lbs. |




MODEL / DESCRIPTION / LIST PRICING



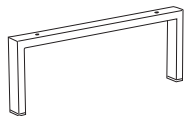
| | | | | | | | | | | | |
|------------|-----------------|--------|--------|--------|--------|--------|--------|--------|--------|--------|-----------------------|
| 800 | 1/8 Wedge - 45° | | | | | | | | | | COM Yardage: 1.5 Yds. |
| COM | GR1 | GR2 | GR3 | GR4 | GR5 | GR6 | GR7 | GR8 | GR9 | GR10 | LEA |
| \$958 | \$1025 | \$1066 | \$1108 | \$1153 | \$1199 | \$1247 | \$1296 | \$1348 | \$1402 | \$1458 | \$1724 |



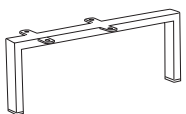
| | | | | | | | | | | | |
|------------|--------------|-------|-------|-------|--------|--------|--------|--------|--------|--------|------------------------|
| 802 | 1-Seat Bench | | | | | | | | | | COM Yardage: 1.25 Yds. |
| COM | GR1 | GR2 | GR3 | GR4 | GR5 | GR6 | GR7 | GR8 | GR9 | GR10 | LEA |
| \$821 | \$879 | \$914 | \$950 | \$988 | \$1028 | \$1069 | \$1112 | \$1156 | \$1202 | \$1250 | \$1478 |



| | | | | | | | | | | | |
|------------|--------------|--------|--------|--------|--------|--------|--------|--------|--------|--------|---------------------|
| 804 | 2-Seat Bench | | | | | | | | | | COM Yardage: 2 Yds. |
| COM | GR1 | GR2 | GR3 | GR4 | GR5 | GR6 | GR7 | GR8 | GR9 | GR10 | LEA |
| \$1342 | \$1436 | \$1493 | \$1553 | \$1615 | \$1680 | \$1747 | \$1817 | \$1889 | \$1965 | \$2044 | \$2415 |

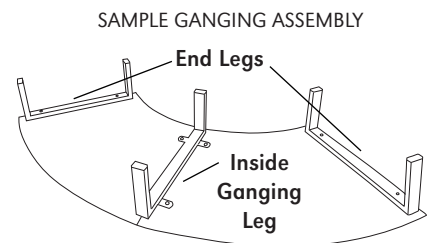


| | | | | | | | | | | | |
|------------|--|--|--|--|--|--|--|--|--|--|--|
| 806 | End Leg - for ottomans, end/outside legs on modular units, and other non-ganging modular units | | | | | | | | | | |
| END LEG | | | | | | | | | | | |
| \$259 | | | | | | | | | | | |



| | | | | | | | | | | | |
|-------------|--|--|--|--|--|--|--|--|--|--|--|
| 808 | Inside Ganging Leg - for ganging Rola wedges and benches | | | | | | | | | | |
| GANGING LEG | | | | | | | | | | | |
| \$297 | | | | | | | | | | | |

Note: For a single wedge unit use two End Legs. For two wedge units together, use two End Legs plus one Inside Ganging Leg.
COM Note: For material with pattern repeat add 10% more fabric.




OPTIONS

Add upcharge to list price and code to model number

| | | |
|-----|-------------------------------|---------|
| FR | CA133 Fire Retardant per yard | \$90/yd |
| MB | Moisture Barrier - per seat | \$125 |
| 2FO | Two Fabric Option | \$98 |

| | | |
|-----|--------------------------------|-------|
| SBH | Special Height | \$295 |
| PC | Polished Chrome Legs - per leg | \$65 |

| DIMENSIONS | Full Column | Half Column |
|----------------|---------------|---------------|
| Width: | 40" Dia. | 40" Dia. |
| Depth: | 40" Dia. | 20" Radius |
| Height: | 36" and 42" | 36" and 42" |
| Overall Width: | 40" | 40" |
| Overall Depth: | 40" | 20" |
| Qty./Wt.: | 1 ea./84 lbs. | 1 ea./55 lbs. |



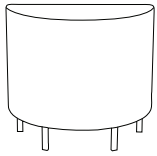
TALL FULL COLUMN



HALF COLUMN

Note: Column pricing include legs and ganging hardware.

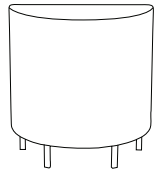
MODEL / DESCRIPTION / LIST PRICING



810 Half Column / Backrest - 36" Height

COM Yardage: 3.5 Yds.

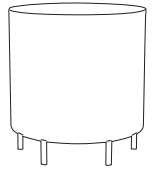
| COM | GR1 | GR2 | GR3 | GR4 | GR5 | GR6 | GR7 | GR8 | GR9 | GR10 | LEA |
|--------|--------|--------|--------|--------|--------|--------|--------|--------|--------|--------|--------|
| \$1671 | \$1787 | \$1859 | \$1933 | \$2011 | \$2091 | \$2175 | \$2262 | \$2352 | \$2446 | \$2544 | \$3007 |



812 Tall Half Column / Backrest - 42" Height

COM Yardage: 4.5 Yds.

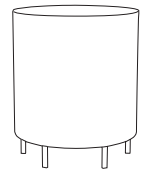
| COM | GR1 | GR2 | GR3 | GR4 | GR5 | GR6 | GR7 | GR8 | GR9 | GR10 | LEA |
|--------|--------|--------|--------|--------|--------|--------|--------|--------|--------|--------|--------|
| \$1995 | \$2135 | \$2220 | \$2309 | \$2401 | \$2497 | \$2597 | \$2701 | \$2809 | \$2921 | \$3038 | \$3591 |



814 Full Column / Backrest - 36" Height

COM Yardage: 5 Yds.

| COM | GR1 | GR2 | GR3 | GR4 | GR5 | GR6 | GR7 | GR8 | GR9 | GR10 | LEA |
|--------|--------|--------|--------|--------|--------|--------|--------|--------|--------|--------|--------|
| \$2968 | \$3176 | \$3303 | \$3435 | \$3573 | \$3716 | \$3864 | \$4019 | \$4180 | \$4347 | \$4521 | \$5343 |



816 Tall Full Column / Backrest - 42" Height


COM Yardage: 5.5 Yds.

| COM | GR1 | GR2 | GR3 | GR4 | GR5 | GR6 | GR7 | GR8 | GR9 | GR10 | LEA |
|--------|--------|--------|--------|--------|--------|--------|--------|--------|--------|--------|--------|
| \$3191 | \$3414 | \$3551 | \$3693 | \$3841 | \$3994 | \$4154 | \$4320 | \$4493 | \$4673 | \$4860 | \$5744 |



818 Half Column Top Plate - 40" Diameter Half Circle

| LAMINATE | WOOD VENEER | GLASS | SOLID SURFACE |
|----------|-------------|-------|---------------|
| \$281 | \$551 | \$595 | CALL |



820 Full Column Top Plate - 40" Diameter

| LAMINATE | WOOD VENEER | GLASS | SOLID SURFACE |
|----------|-------------|-------|---------------|
| \$530 | \$843 | \$920 | CALL |

OPTIONS

Add upcharge to list price and code to model number

| | | |
|-----|-------------------------------|---------|
| FR | CA133 Fire Retardant per yard | \$90/yd |
| MB | Moisture Barrier - per seat | \$125 |
| 2FO | Two Fabric Option | \$98 |

| | | |
|-----|-----------------------------------|-------|
| SBH | Special Height | \$295 |
| PC | Polished Chrome Legs - per column | \$95 |

ROXBY MODULAR TABLE OF CONTENTS

Specifications440
Configuration Examples441
Modular Units443
Ottoman & Individual Arms445
Symphony Occasional Tables (Wood Legs)446



ROXBY MODULAR COLLECTION

Roxby delivers strength and durability with timeless modern design and elegant luxury. Combine modular lounge designs with sofas to provide a cohesive elegant design for any environment.



MODULAR CONFIGURATION WITH TWO FABRIC OPTION

ORDERING INFORMATION

To Order Please Specify:

- | | |
|-----------------|------------------------------|
| 1) Series Name | 4) Wood Stain Color for Legs |
| 2) Model Number | 5) Fabric Grade & Number |
| 3) Quantity | 6) Optional Items |

ROXBY GENERAL SPECIFICATIONS

Frame

Frame assembly is constructed of multi-ply hardwood, with tongue and groove construction. Seat foam is bonded to all sides of hardwood frame. Seat cushions are 4" graded, high resiliency (H.R.) block foam with seat back 3" H.R. foam, covered entirely with special bonded polyester fiber to protect final upholstery. No sag-springs are installed in seat & back along with interlocking helicoil springs to prevent sagging and provide additional lower back and seat support.

Upholstery

Roxby modular lounge is fully upholstered in your choice of fabric, vinyl, crypton, leather or Customers Own Material. ERG uses only water based glues and adhesives in all our upholstery process.

Solid Wood Legs

Roxby wood legs are 8" tall solid maple and feature a stylish taper. Legs are stained in your choice of standard wood finish colors.

COLORS / FINISHES

Wood Stain for Maple Wood Legs:

All transparent wood stain colors available.

OPTIONS

- CODE: FR - CA133 Fire Retardant.
- CODE: MB - Moisture Barrier.
- CODE: 2FO - Two Fabric Option.
- CODE: GD - Ganging Brackets (Necessary when ganging two or more modules together.)
- CODE: TABF() - Fixed Laminate Tablet - outside or between two modular units (specify tablet shape A, B or C)
- CODE: SST - Solid Surface Tablet Arm
- CODE: LAM5 - Non-standard laminate for 5 or less tablets see options for upcharge

Note: Factory installed power/data available, see accessories section for details and pricing.



WOOD LEG DETAIL



TABLET BLADE



ELECTRICAL

Note: Factory installed power/data available, see accessories section for details and pricing.



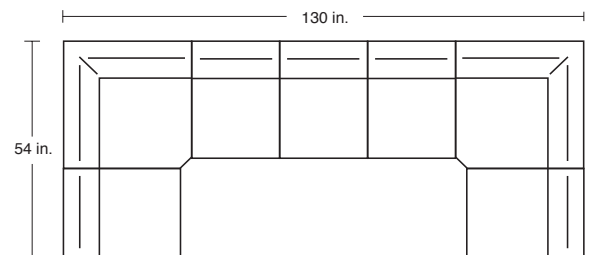
ROXBY MODULAR U-CONFIGURATION

MAKE YOUR OWN ARRANGEMENT

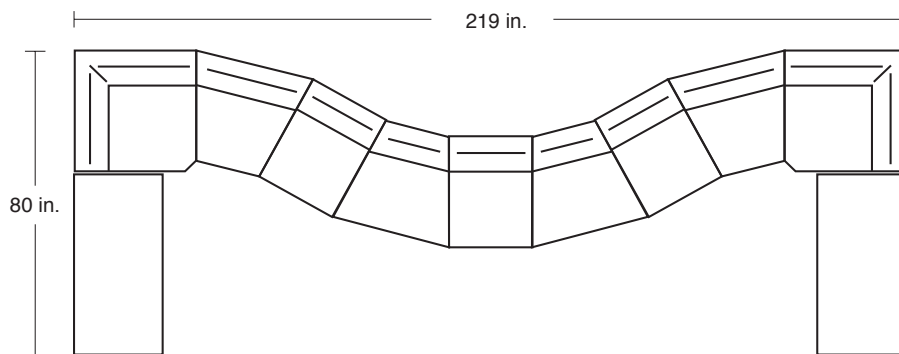
It's as easy as 1 - 2 - 3!

1. Find out how much linear space is available.
2. Decide which module unit will best meet your needs.
3. Choose from a complete lounge, a single 1-seat module, 2-, or 3-seat lounge sofas, or specify your own assortment of lounges with a combination of modular units and inside or outside arms.
4. Last but not least, use tables that will complement your setting.

ERG occasional tables offer all of the choices you need to make designing elegant, beautiful settings easy.

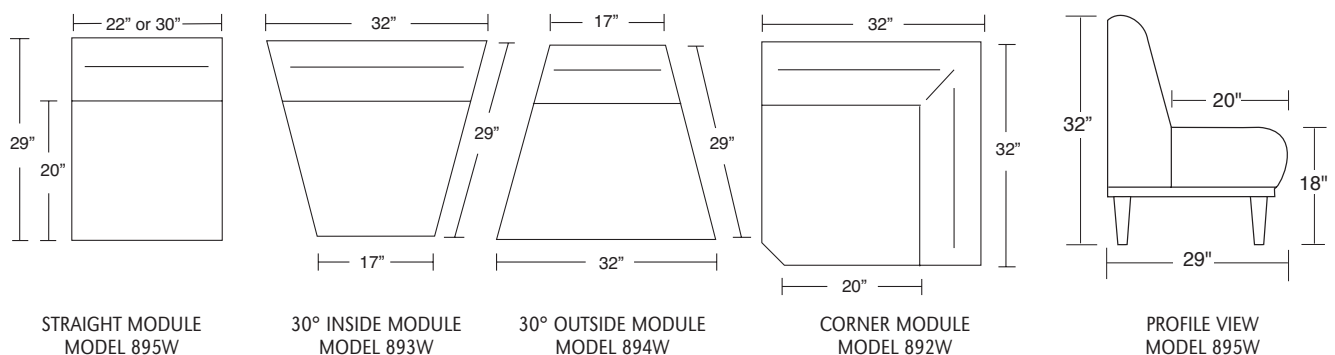


| | |
|-------------------------|-----------------------|
| U-Configuration: | Pricing (COM): |
| 2 - 892W Corner units | \$3458 |
| 5 - 895W Straight units | \$5875 |
| | <hr/> |
| | \$9333 list |



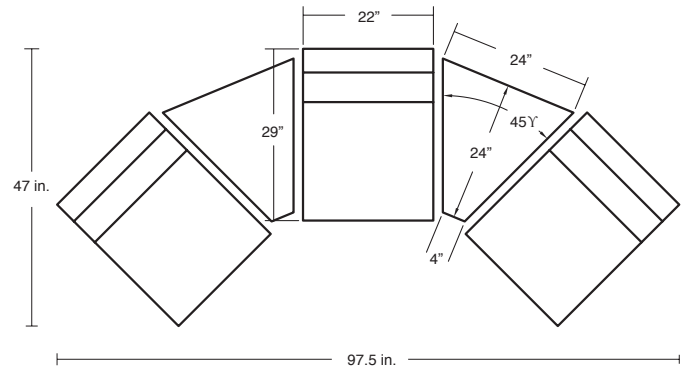
| | |
|-----------------------------------|-----------------------|
| Serpentine Configuration: | Pricing (COM): |
| 2 - 892W Corner units | \$3458 |
| 2 - 893W Inside units | \$2908 |
| 2 - 894W Outside units | \$2908 |
| 3 - 895W Straight units | \$3525 |
| 2 - 4936 Coffee tables (Symphony) | \$2390 |
| | <hr/> |
| | \$15189 list |

ROXBY MODULAR UNIT DIMENSIONS

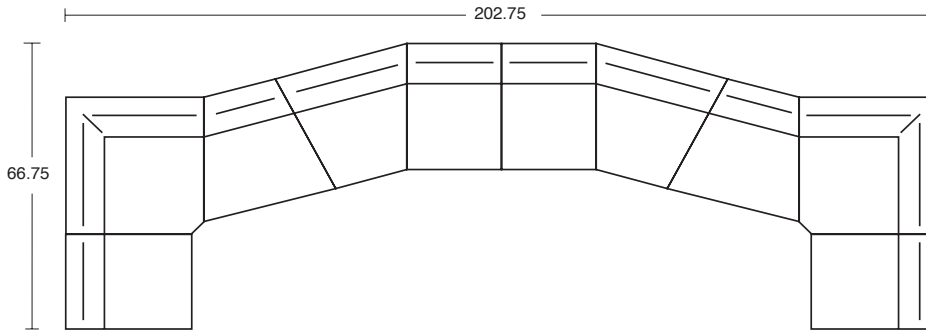




MODULAR CORNER GROUPING WITH TWO FABRIC OPTION



| | |
|--------------------------------------|-----------------------|
| Arc Configuration: | Pricing (COM): |
| 3 - 895W Straight units | \$3525 |
| 2 - 4938 Wedge tables 45° (Symphony) | \$2090 |
| | <u>\$5615 list</u> |



| | |
|----------------------------|-----------------------|
| Configuration using | Pricing (COM): |
| 2 - 892W Corner units | \$3458 |
| 2 - 893W Inside units | \$2908 |
| 2 - 894W Outside units | \$2908 |
| 4 - 895W Straight units | \$4700 |
| | <u>\$13974 list</u> |

TABLET SHAPES

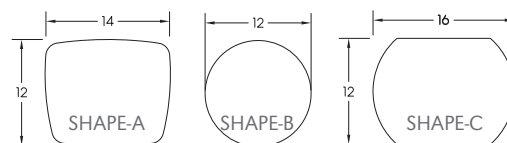
Choose from 3 Tablet Shapes::

Tablets for all modular series are available in 3 shapes, choose from the three shapes shown and specify; A, B or C and left or right (outside tablet) when ordering. Example: TABF-(A) Left - this would be a fixed shape A tablet on the left side (when seated).

Optional Solid Surface available.

Note:

- Tablet orders of 5 or less - choice of 3 standard laminate colors: Wilsonart Black or Frosty White and Nevamar Silver Alu Metalx.
- Tablet orders of 6 or more - any choice standard laminate colors.



| DIMENSIONS | Straight and Bariatric | Two Seat | Three Seat |
|----------------|------------------------|----------------|----------------|
| Seat Width: | 22" / 30" | 44" | 66" |
| Seat Depth: | 20" | 20" | 20" |
| Seat Height: | 18" | 18" | 18" |
| Back Height: | 32" | 32" | 32" |
| Overall Width: | 22" / 30" | 45" | 67" |
| Overall Depth: | 29" | 29" | 29" |
| Qty./Wt.: | 1 ea./80 lbs. | 1 ea./115 lbs. | 1 ea./110 lbs. |



SINGLE SEAT MODULAR UNIT



TWO SEAT MODULAR UNIT

MODEL / DESCRIPTION / LIST PRICING



895W Single Modular Unit

COM Yardage: Total: 3.75 Yds. / Back: 1.75 Yds. / Seat: 1.25 Yds. / Base: .75 Yds


| COM | GR1 | GR2 | GR3 | GR4 | GR5 | GR6 | GR7 | GR8 | GR9 | GR10 | LEA |
|--------|--------|--------|--------|--------|--------|--------|--------|--------|--------|--------|--------|
| \$1175 | \$1257 | \$1307 | \$1360 | \$1414 | \$1471 | \$1530 | \$1591 | \$1654 | \$1721 | \$1789 | \$2115 |



895BW Bariatric Modular Unit

COM Yardage: Total: 3.75 Yds. / Back: 1.75 Yds. / Seat: 1.25 Yds. / Base: .75 Yds.

| COM | GR1 | GR2 | GR3 | GR4 | GR5 | GR6 | GR7 | GR8 | GR9 | GR10 | LEA |
|--------|--------|--------|--------|--------|--------|--------|--------|--------|--------|--------|--------|
| \$1428 | \$1528 | \$1589 | \$1653 | \$1719 | \$1787 | \$1859 | \$1933 | \$2011 | \$2091 | \$2175 | \$2570 |




898W Two Seat Modular Unit

COM Yardage: Total: 4.25 Yds. / Back: 2.25 Yds. / Seat: 1.5 Yds. / Base: .5 Yds.

| COM | GR1 | GR2 | GR3 | GR4 | GR5 | GR6 | GR7 | GR8 | GR9 | GR10 | LEA |
|--------|--------|--------|--------|--------|--------|--------|--------|--------|--------|--------|--------|
| \$2084 | \$2230 | \$2319 | \$2412 | \$2509 | \$2609 | \$2713 | \$2822 | \$2935 | \$3052 | \$3174 | \$3752 |

*Railroad only



899W Three Seat Modular Unit

COM Yardage: Total: 6.75 Yds. / Back: 2.25 Yds. / Seat: 2.5 Yds. / Base: 2 Yds.

| COM | GR1 | GR2 | GR3 | GR4 | GR5 | GR6 | GR7 | GR8 | GR9 | GR10 | LEA |
|--------|--------|--------|--------|--------|--------|--------|--------|--------|--------|--------|--------|
| \$2738 | \$2930 | \$3047 | \$3169 | \$3296 | \$3428 | \$3565 | \$3707 | \$3856 | \$4010 | \$4170 | \$4929 |

OPTIONS

Add upcharge to list price and code to model number

| | | |
|-----|-------------------------------|---------|
| FR | CA133 Fire Retardant per yard | \$90/yd |
| MB | Moisture Barrier - per seat | \$125 |
| 2FO | Two Fabric Option | \$98 |
| GD | Ganging Brackets - per pair | \$65 |

| | | |
|----------|---|------------------|
| TABF-(L) | Fixed Tablet (specify blade or outside(L/R), shape A, B or C) | \$370 |
| LAM5 | Non-standard laminate (5 tablets or less) | \$250 ea. tablet |
| SST | Solid Surface Tablet Arm - add to tablet option | \$125 |

| DIMENSIONS | Corner | 30° Inside | 30° Outside |
|----------------|---------------|----------------|----------------|
| Seat Width: | 32" | 42" | 66" |
| Seat Depth: | 20" | 20" | 20" |
| Seat Height: | 18" | 18" | 18" |
| Back Height: | 32" | 32" | 32" |
| Overall Width: | 32" | 42" | 66" |
| Overall Depth: | 32" | 29" | 29" |
| Qty./Wt.: | 1 ea./80 lbs. | 1 ea./115 lbs. | 1 ea./115 lbs. |



CORNER UNIT




30° INSIDE UNIT



30° OUTSIDE UNIT

MODEL / DESCRIPTION / LIST PRICING



892W Modular Corner Unit

COM Yardage: Total: 6 Yds. / Back: 3.5 Yds. / Seat: 1.5 Yds. / Base: 1 Yd.

| COM | GR1 | GR2 | GR3 | GR4 | GR5 | GR6 | GR7 | GR8 | GR9 | GR10 | LEA |
|--------|--------|--------|--------|--------|--------|--------|--------|--------|--------|--------|--------|
| \$1729 | \$1850 | \$1924 | \$2001 | \$2081 | \$2165 | \$2251 | \$2341 | \$2435 | \$2532 | \$2634 | \$3113 |



893W 30° Inside Modular Unit

COM Yardage: Total: 4.25 Yds. / Back: 2 Yds. / Seat: 1.5 Yds. / Base: 0.75 Yds.

| COM | GR1 | GR2 | GR3 | GR4 | GR5 | GR6 | GR7 | GR8 | GR9 | GR10 | LEA |
|--------|--------|--------|--------|--------|--------|--------|--------|--------|--------|--------|--------|
| \$1454 | \$1556 | \$1618 | \$1683 | \$1750 | \$1820 | \$1893 | \$1969 | \$2048 | \$2130 | \$2215 | \$2618 |

Note: 3 units make a 90° arc.



894W 30° Outside Modular Unit

COM Yardage: Total: 4.5 Yds. / Back: 2 Yds. / Seat: 1.5 Yds. / Base: 1 Yds.

| COM | GR1 | GR2 | GR3 | GR4 | GR5 | GR6 | GR7 | GR8 | GR9 | GR10 | LEA |
|--------|--------|--------|--------|--------|--------|--------|--------|--------|--------|--------|--------|
| \$1454 | \$1556 | \$1618 | \$1683 | \$1750 | \$1820 | \$1893 | \$1969 | \$2048 | \$2130 | \$2215 | \$2618 |

Note: 3 units make a 90° arc.



BEAUMONT PRIVACY PANELS - Now available as an accessory for modular lounge products. Fully upholstered side panels are available in contrasting fabrics and feature classic stitching at the top. Solid wood top cap finishes the contemporary look. Please contact customer service for custom pricing quote.



TOP CAP AND STITCHING DETAIL

OPTIONS

Add upcharge to list price and code to model number

| | | |
|-----|-------------------------------|---------|
| FR | CA133 Fire Retardant per yard | \$90/yd |
| MB | Moisture Barrier - per seat | \$125 |
| 2FO | Two Fabric Option | \$98 |
| GD | Ganging Brackets - per pair | \$65 |

| | | |
|---------|---|------------------|
| TABF(-) | Fixed Tablet (specify blade or outside(L/R), shape A, B or C) | \$370 |
| SST | Solid Surface Tablet Arm - add to tablet option | \$125 |
| LAM5 | Non-standard laminate (5 tablets or less) | \$250 ea. tablet |

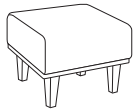
**ROXBY MODULAR
OTTOMAN AND INDIVIDUAL ARMS**

| DIMENSIONS | Ottoman | Arms |
|---------------|---------------|---------------|
| Seat Width: | 22" | - |
| Seat Depth: | 22" | - |
| Seat Height: | 18" | - |
| Arm Width: | - | 3" |
| Arm Depth: | - | 25" |
| Tablet Height | | |
| Qty./Wt.: | 1 ea./55 lbs. | 1 ea./35 lbs. |



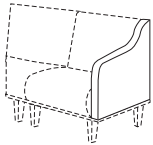
NOTE: Left or Right Arm is determined when seated on product. Arms are factory installed.

MODEL / DESCRIPTION / LIST PRICING



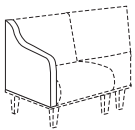
880W Ottoman - fully upholstered COM Yardage: 1.5 Yds.

| COM | GR1 | GR2 | GR3 | GR4 | GR5 | GR6 | GR7 | GR8 | GR9 | GR10 | LEA |
|-------|--------|--------|--------|--------|--------|--------|--------|--------|--------|--------|--------|
| \$940 | \$1006 | \$1046 | \$1088 | \$1131 | \$1176 | \$1223 | \$1272 | \$1323 | \$1376 | \$1431 | \$1611 |



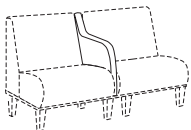
896L Left Outside Arm - fully upholstered COM Yardage: 1.5 Yds.

| COM | GR1 | GR2 | GR3 | GR4 | GR5 | GR6 | GR7 | GR8 | GR9 | GR10 | LEA |
|-------|-------|-------|-------|-------|-------|-------|-------|-------|-------|-------|-------|
| \$441 | \$472 | \$491 | \$510 | \$531 | \$552 | \$574 | \$597 | \$621 | \$646 | \$672 | \$794 |



896R Right Outside Arm - fully upholstered COM Yardage: 1.5 Yds.

| COM | GR1 | GR2 | GR3 | GR4 | GR5 | GR6 | GR7 | GR8 | GR9 | GR10 | LEA |
|-------|-------|-------|-------|-------|-------|-------|-------|-------|-------|-------|-------|
| \$441 | \$472 | \$491 | \$510 | \$531 | \$552 | \$574 | \$597 | \$621 | \$646 | \$672 | \$794 |



897 Inside Arm - fully upholstered COM Yardage: 1.5 Yds.

| COM | GR1 | GR2 | GR3 | GR4 | GR5 | GR6 | GR7 | GR8 | GR9 | GR10 | LEA |
|-------|-------|-------|-------|-------|-------|-------|-------|-------|-------|-------|-------|
| \$441 | \$472 | \$491 | \$510 | \$531 | \$552 | \$574 | \$597 | \$621 | \$646 | \$672 | \$794 |

OPTIONS

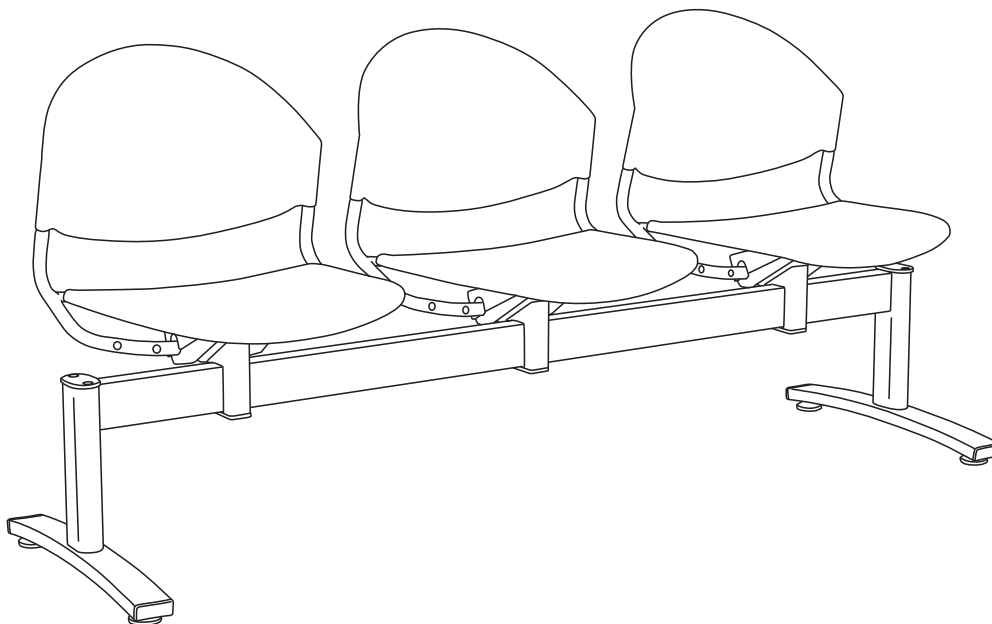
Add upcharge to list price and code to model number

| | | |
|-----|-------------------------------|---------|
| FR | CA133 Fire Retardant per yard | \$90/yd |
| MB | Moisture Barrier - per seat | \$125 |
| 2FO | Two Fabric Option | \$98 |
| GD | Ganging Brackets - per pair | \$65 |

| | | |
|----------|---|------------------|
| TABF-(L) | Fixed Tablet (specify blade or outside(L/R), shape A, B or C) | \$370 |
| SST | Solid Surface Tablet Arm - add to tablet option | \$125 |
| LAM5 | Non-standard laminate (5 tablets or less) | \$250 ea. tablet |



Specifications.....447
Frame Pricing.....448
Beam Seating Configuration449
Table Top and Arm Options.....450
Seat Options451



BEAM SEATING

Beam seating features 1" x 2" arched rectangular steel tube bases with 2" elliptical steel columns attached to a steel beam. Your choice of several ERG seat styles and optional tables to fit your space.



THREE SEAT BEAM WITH DELFI SEATS AND UPHOLSTERED SEAT INSERTS



T-LEG DETAIL

ORDERING INFORMATION

To Order Please Specify:

- | | |
|------------------------------------|---------------------------------|
| 1) Series Name | 8) Upholstery |
| 2) Model Number | 9) Wood Seat Stain Color |
| 3) Quantity | 10) Table Choice |
| 4) Frame Color | 11) Laminate Selection / Number |
| 5) Layout of Seats / Arms / Tables | 12) PVC Convex Table Edge Color |
| 6) Number of Seats | 13) Any Accessories or Options |
| 7) Seat Choice | |



BEAM SEATING GENERAL SPECIFICATIONS

Frame Construction

The Beam frame is fabricated with 1" x 2" arched rectangular steel tube bases and 2" elliptical steel tube columns attached to a steel beam. The beam and legs are sand blasted and then powder coated for maximum paint adhesion.

Finish

Standard powder coat colors available.

Choice of Seats

Choose from several ERG seat styles, featuring hundreds of material and upholstery combinations.

Optional Table Tops

Laminate table top is 1.25" thick high density particle board with a PVC convex T-mold edge. Your choice of over 1000 standard laminates from brands like Nevamar, Wilsonart, Formica and Pionite.

Note

Beam seating frames are free standing. Floor mount legs are optional.

COLORS / FINISHES

Frame Finish Colors:

Standard powder coat colors available.

Wood Seat Stain Colors:

All transparent wood stain colors available.

OPTIONS

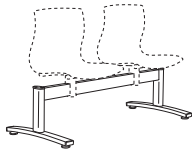
- CODE: FM - Floor Mount
- CODE: FS/CL - Free Standing Interconnecting Legs
- CODE: BBC - Back To Back Connector Bar
- CODE: FR - CA133 Flame Retardant
- CODE: MB - Moisture Barrier.
- CODE: ENG - Laser Engraving
- CODE: TT - Two Tone Wood Stains
- CODE: RB -Reverse Bubble Back Cutout - Benton
- CODE: UB - Upright Bubble Back Cutout - Benton
- CODE: VB - Vertical Bubble Back Cutout - Benton
- CODE: SQ -Square Hole Cutout Design - Dekko
- CODE: RD - Round Hole Cutout Design - Dekko
- CODE: RECT - Rectilinear Hole Cutout Design - Dekko
- CODE: AC1 -Elliptical Arms with Nylon Arm Caps - Webby
- CODE: AC2 -Nylon T-Arm - Delfi
- CODE: EAC -Elliptical Arms - Delfi
- CODE: PAC -Polyurethane Arm Caps - Teriana
- CODE: WAC -Wood Arm Caps - Teriana
- CODE: OT/S -Online Table - Square
- CODE: OT/R -Online Table - Round
- CODE: OT/E -Online Table - Rounded End
- CODE: OT/90 -Online Table - 90° Corner
- CODE: OT/D -Online Table - Double End

| DIMENSIONS | 2 Seat Beam | 3 Seat Beam | 4 Seat Beam |
|--------------------|-------------|-------------|-------------|
| Overall Depth: | 24" | 24" | 24" |
| Overall Width: | 50" | 70" | 90" |
| Table Height: | 15" | 15" | 15" |
| Weight per carton: | 68 lb. | 88 lb. | 108 lb. |



THREE SEAT BEAM WITH DELFI SEATS AND UPHOLSTERED SEAT INSERTS

MODEL / DESCRIPTION / LIST PRICING FRAME ONLY (ADD SEAT/ARM OPTIONS TO LIST PRICE)

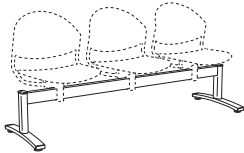


Two seat Beam frame

4202

Steel beam with arched steel tube base and column

Two Seat beam frame
\$1350

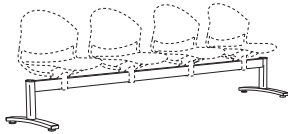


Three seat Beam frame

4203

Steel beam with arched steel tube base and column

Three Seat beam frame
\$1626



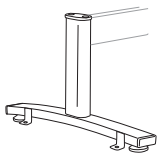
Four seat Beam frame

4204

Steel beam with arched steel tube base and column

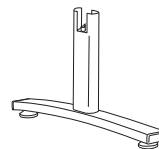
Four Seat beam frame
\$1847

FRAME OPTIONS / LIST PRICING (ADD TO FRAME LIST PRICE)




FM - Floor Mount

2 per leg
\$103



FS/CL - Free Standing Interconnecting Legs

per leg
No Charge



BBC - Back To Back Connector Bar

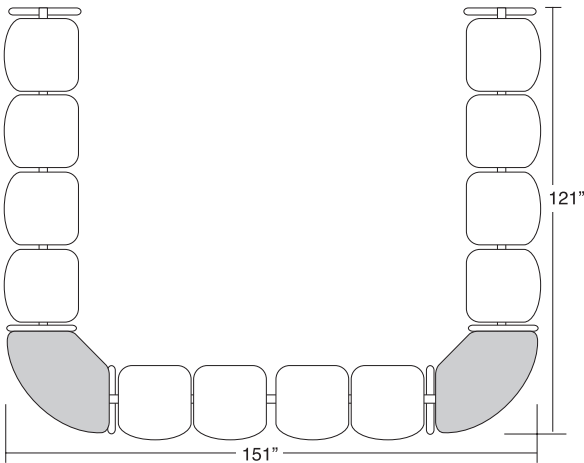
each
\$237



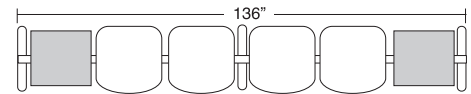
U SHAPE CONFIGURATION



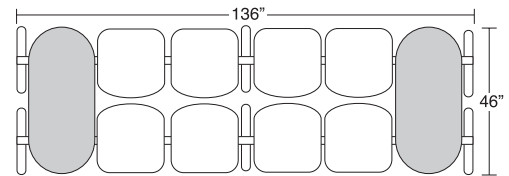
STRAIGHT LINE CONFIGURATION



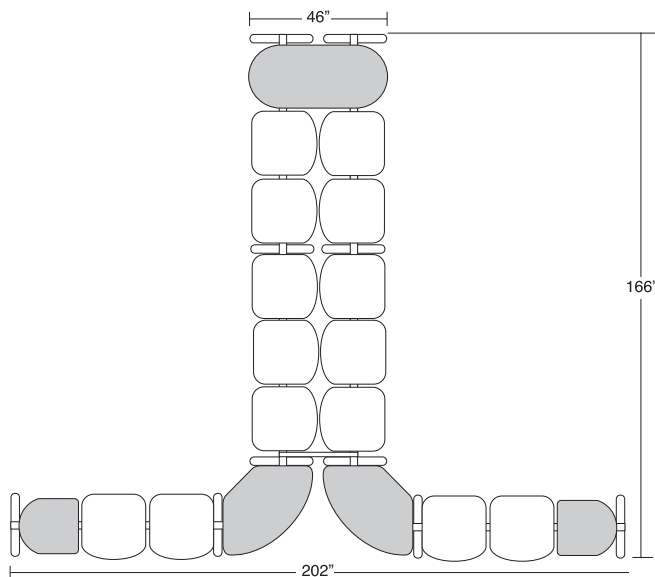
U SHAPE CONFIGURATION



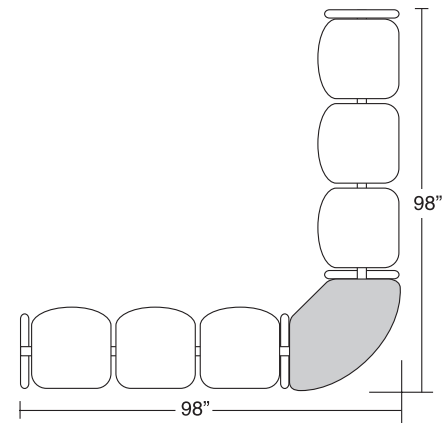
STRAIGHT LINE CONFIGURATION WITH ON-LINE TABLES



BACK TO BACK CONFIGURATION

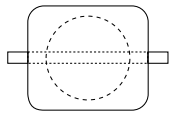


CORNER CONFIGURATION



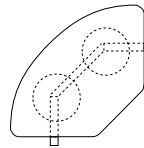
OUTSIDE FACING CORNER CONFIGURATION

ONLINE TABLE OPTIONS / LIST PRICING (ADD TO FRAME LIST PRICE)



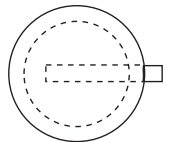
OT/S - Online Table - Square

18" x 18"
\$512



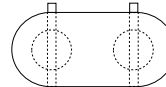
OT/90 - Online Table - 90° Corner

29" x 29"
\$1538



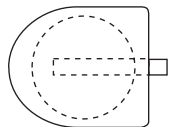
OT/R - Online Table - Round

18" diameter
\$512



OT/D - Online Table - Double End

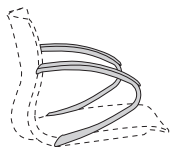
18" x 46"
\$1321



OT/E - Online Table - Rounded End

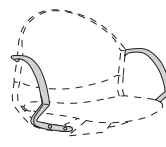
18" diameter
\$512

ARM OPTIONS / LIST PRICING (ADD TO FRAME LIST PRICE)



AC1 - Elliptical Arms - Webby

per pair
\$292



EAC - Elliptical Arms - Delfi

EAPC - Chrome Elliptical Arms - Delfi

EAC - per pair
\$215

EAPC - per pair
\$326



AC2 - Nylon T-Arm - All Seats

per arm
\$184

OPTIONS

Add upcharge to list price and code to model number

| | | |
|-------|--|------------------|
| FM | Floor Mount | \$98 / 2 per leg |
| FS/CL | Free Standing Interconnecting Legs | \$275 / leg |
| BBC | Back To Back Connector Bar | \$215 / each |
| FR | CA133 Fire Retardant | \$90 / yard |
| MB | Moisture Barrier | \$68 / seat |
| ENG | Laser Engraving - Estimate plus Set-Up Fee | \$42 / seat |
| TT | Two Tone Wood Stains - Benton / Dekko | \$75 / seat |
| RB | Reverse Bubble Cutout - Benton | \$48 / seat |
| UB | Upright Bubble Cutout - Benton | \$48 / seat |
| VB | Vertical Bubble Cutout - Benton | \$48 / seat |
| SQ | Square Hole Cutout - Dekko | \$48 / seat |
| RD | Round Hole Cutout - Dekko | \$48 / seat |

| | | |
|-------|--|--------------|
| RECT | Rectilinear Hole Cutout - Dekko | \$48 / seat |
| AC1 | Elliptical Arms - Webby | \$265 / pair |
| AC2 | Nylon T-Arms - Delfi | \$175 / each |
| EAC | Elliptical Arms - Delfi | \$195 / pair |
| EAPC | Elliptical Arms in Polished Chrome - Delfi | \$295 / pair |
| PAC | Polyurethane Arm Caps - Teriana | \$88 / pair |
| WAC | Wood Arm Caps - Teriana | \$176 / pair |
| OT/S | Online Table - Square | \$465 |
| OT/R | Online Table - Round | \$465 |
| OT/E | Online Table - Rounded End | \$465 |
| OT/90 | Online Table - 90° Corner | \$1395 |
| OT/D | Online Table - Double End | \$1198 |

SEAT OPTIONS / LIST PRICING PER SEAT (ADD TO FRAME LIST PRICE)




DEMI Benton Demi Back

Multi-Ply Hardwood Shell
\$402

DEMI/SI Benton Demi Back / Upholstered Seat Insert

COM Yardage: 0.5 Yds. / seat

| COM | GR1 | GR2 | GR3 | GR4 | GR5 | GR6 | GR7 | GR8 | GR9 | GR10 | LEA |
|-------|-------|-------|-------|-------|-------|-------|-------|-------|-------|-------|-------|
| \$485 | \$519 | \$540 | \$561 | \$584 | \$607 | \$632 | \$657 | \$683 | \$710 | \$739 | \$873 |



DKO Dekko

Multi-Ply Hardwood Shell
\$292

DKO/SI Dekko / Upholstered Seat Insert

COM Yardage: 0.5 Yds. / seat

| COM | GR1 | GR2 | GR3 | GR4 | GR5 | GR6 | GR7 | GR8 | GR9 | GR10 | LEA |
|-------|-------|-------|-------|-------|-------|-------|-------|-------|-------|-------|-------|
| \$463 | \$495 | \$515 | \$536 | \$557 | \$580 | \$603 | \$627 | \$652 | \$678 | \$705 | \$833 |

DKO/S Dekko / Upholstered Seat and Back Inserts

COM Yardage: 1.5 Yds. / seat

| COM | GR1 | GR2 | GR3 | GR4 | GR5 | GR6 | GR7 | GR8 | GR9 | GR10 | LEA |
|-------|-------|-------|-------|-------|-------|-------|-------|-------|-------|-------|-------|
| \$546 | \$584 | \$608 | \$632 | \$657 | \$683 | \$711 | \$739 | \$769 | \$800 | \$832 | \$983 |



DEL Delfi

Polypropylene Seat and Back
\$303

Please See P. 2 In The Colors and Finishes Guide For All Available Shell Colors

DEL/SI Delfi / Upholstered Seat Insert

COM Yardage: 0.75 Yds. / seat

| COM | GR1 | GR2 | GR3 | GR4 | GR5 | GR6 | GR7 | GR8 | GR9 | GR10 | LEA |
|-------|-------|-------|-------|-------|-------|-------|-------|-------|-------|-------|-------|
| \$386 | \$413 | \$430 | \$447 | \$465 | \$484 | \$503 | \$523 | \$544 | \$566 | \$588 | \$696 |

DEL/S Delfi / Upholstered Seat and Back Inserts

COM Yardage: 1.5 Yds. / seat

| COM | GR1 | GR2 | GR3 | GR4 | GR5 | GR6 | GR7 | GR8 | GR9 | GR10 | LEA |
|-------|-------|-------|-------|-------|-------|-------|-------|-------|-------|-------|-------|
| \$468 | \$501 | \$521 | \$542 | \$564 | \$586 | \$610 | \$634 | \$659 | \$686 | \$713 | \$843 |

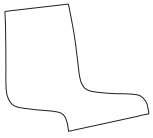
OPTIONS

Add upcharge to list price and code to model number


| | | |
|-------|--|------------------|
| FM | Floor Mount | \$98 / 2 per leg |
| FS/CL | Free Standing Interconnecting Legs | \$275 / leg |
| BBC | Back To Back Connector Bar | \$215 / each |
| FR | CA133 Fire Retardant | \$90 / yard |
| MB | Moisture Barrier | \$68 / seat |
| ENG | Laser Engraving - Estimate plus Set-Up Fee | \$42 / seat |
| TT | Two Tone Wood Stains - Benton / Dekko | \$75 / seat |
| RB | Reverse Bubble Cutout - Benton | \$48 / seat |
| UB | Upright Bubble Cutout - Benton | \$48 / seat |
| VB | Vertical Bubble Cutout - Benton | \$48 / seat |
| SQ | Square Hole Cutout - Dekko | \$48 / seat |
| RD | Round Hole Cutout - Dekko | \$48 / seat |

| | | |
|-------|--|--------------|
| RECT | Rectilinear Hole Cutout - Dekko | \$48 / seat |
| AC1 | Elliptical Arms - Webby | \$265 / pair |
| AC2 | Nylon T-Arms - Delfi | \$175 / each |
| EAC | Elliptical Arms - Delfi | \$195 / pair |
| EAPC | Elliptical Arms in Polished Chrome - Delfi | \$295 / pair |
| PAC | Polyurethane Arm Caps - Teriana | \$88 / pair |
| WAC | Wood Arm Caps - Teriana | \$176 / pair |
| OT/S | Online Table - Square | \$465 |
| OT/R | Online Table - Round | \$465 |
| OT/E | Online Table - Rounded End | \$465 |
| OT/90 | Online Table - 90° Corner | \$1395 |
| OT/D | Online Table - Double End | \$1198 |


SEAT OPTIONS / LIST PRICING PER SEAT (ADD TO FRAME LIST PRICE)



| | | | | | | | | | | | |
|---------------|--|-------|-------|-------|-------|-------|-------|--------|--------|--------|-------------------------------|
| PTB | Pento | | | | | | | | | | |
| | Multi-Ply Hardwood Shell | | | | | | | | | | |
| | \$356 | | | | | | | | | | |
| PTB/SI | Pento / Upholstered Seat Insert | | | | | | | | | | COM Yardage: 0.75 Yds. / seat |
| COM | GR1 | GR2 | GR3 | GR4 | GR5 | GR6 | GR7 | GR8 | GR9 | GR10 | LEA |
| \$565 | \$604 | \$629 | \$654 | \$680 | \$707 | \$735 | \$765 | \$795 | \$827 | \$860 | \$1017 |
| PTB/S | Pento / Upholstered Seat and Back Inserts | | | | | | | | | | COM Yardage: 1.5 Yds. / seat |
| COM | GR1 | GR2 | GR3 | GR4 | GR5 | GR6 | GR7 | GR8 | GR9 | GR10 | LEA |
| \$720 | \$771 | \$802 | \$834 | \$867 | \$902 | \$938 | \$975 | \$1014 | \$1055 | \$1097 | \$1297 |



| | | | | | | | | | | | | |
|-------------|--|-------|-------|-------|-------|-------|-------|-------|-------|-------|-------|---------------------------|
| TR/B | Teriana Round Back / Upholstered Back | | | | | | | | | | | COM Yardage: 1 Yd. / seat |
| COM | GR1 | GR2 | GR3 | GR4 | GR5 | GR6 | GR7 | GR8 | GR9 | GR10 | LEA | |
| \$480 | \$513 | \$534 | \$555 | \$578 | \$601 | \$625 | \$650 | \$676 | \$703 | \$731 | \$864 | |
| TR/W | Teriana Round Back / Wood Back | | | | | | | | | | | COM Yardage: 1 Yd. / seat |
| COM | GR1 | GR2 | GR3 | GR4 | GR5 | GR6 | GR7 | GR8 | GR9 | GR10 | LEA | |
| \$453 | \$484 | \$504 | \$524 | \$545 | \$566 | \$589 | \$613 | \$637 | \$663 | \$689 | \$815 | |



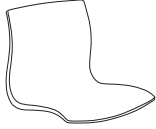
| | | | | | | | | | | | | |
|-------------|---|-------|-------|-------|-------|-------|-------|-------|-------|-------|-------|---------------------------|
| TS/B | Teriana Square Back / Upholstered Back | | | | | | | | | | | COM Yardage: 1 Yd. / seat |
| COM | GR1 | GR2 | GR3 | GR4 | GR5 | GR6 | GR7 | GR8 | GR9 | GR10 | LEA | |
| \$490 | \$525 | \$546 | \$567 | \$590 | \$614 | \$638 | \$664 | \$690 | \$718 | \$747 | \$883 | |
| TS/W | Teriana Square Back / Wood Back | | | | | | | | | | | COM Yardage: 1 Yd. / seat |
| COM | GR1 | GR2 | GR3 | GR4 | GR5 | GR6 | GR7 | GR8 | GR9 | GR10 | LEA | |
| \$468 | \$501 | \$521 | \$542 | \$564 | \$586 | \$610 | \$634 | \$659 | \$686 | \$713 | \$843 | |

OPTIONS

Add upcharge to list price and code to model number

| | | | | | |
|-------|--|------------------|-------|--|--------------|
| FM | Floor Mount | \$98 / 2 per leg | RECT | Rectilinear Hole Cutout - Dekko | \$48 / seat |
| FS/CL | Free Standing Interconnecting Legs | \$275 / leg | AC1 | Elliptical Arms - Webby | \$265 / pair |
| BBC | Back To Back Connector Bar | \$215 / each | AC2 | Nylon T-Arms - Delfi | \$175 / each |
| FR | CA133 Fire Retardant | \$90 / yard | EAC | Elliptical Arms - Delfi | \$195 / pair |
| MB | Moisture Barrier | \$68 / seat | EAPC | Elliptical Arms in Polished Chrome - Delfi | \$295 / pair |
| ENG | Laser Engraving - Estimate plus Set-Up Fee | \$42 / seat | PAC | Polyurethane Arm Caps - Teriana | \$88 / pair |
| TT | Two Tone Wood Stains - Benton / Dekko | \$75 / seat | WAC | Wood Arm Caps - Teriana | \$176 / pair |
| RB | Reverse Bubble Cutout - Benton | \$48 / seat | OT/S | Online Table - Square | \$465 |
| UB | Upright Bubble Cutout - Benton | \$48 / seat | OT/R | Online Table - Round | \$465 |
| VB | Vertical Bubble Cutout - Benton | \$48 / seat | OT/E | Online Table - Rounded End | \$465 |
| SQ | Square Hole Cutout - Dekko | \$48 / seat | OT/90 | Online Table - 90° Corner | \$1395 |
| RD | Round Hole Cutout - Dekko | \$48 / seat | OT/D | Online Table - Double End | \$1198 |

SEAT OPTIONS / LIST PRICING PER SEAT (ADD TO FRAME LIST PRICE)



WBY Webby Nylon

100% Nylon Plastic Shell Please See P. 2 In The Colors and Finishes Guide For All Available Shell Colors
\$292

WBY/SI Webby / Upholstered Seat Insert

COM Yardage: 0.75 Yds. / seat

| COM | GR1 | GR2 | GR3 | GR4 | GR5 | GR6 | GR7 | GR8 | GR9 | GR10 | LEA |
|-------|-------|-------|-------|-------|-------|-------|-------|-------|-------|-------|-------|
| \$375 | \$401 | \$417 | \$434 | \$451 | \$469 | \$488 | \$508 | \$528 | \$549 | \$571 | \$675 |

WBY/S Webby / Upholstered Seat and Back Inserts

COM Yardage: 1.5 Yds. / seat

| COM | GR1 | GR2 | GR3 | GR4 | GR5 | GR6 | GR7 | GR8 | GR9 | GR10 | LEA |
|-------|-------|-------|-------|-------|-------|-------|-------|-------|-------|-------|-------|
| \$458 | \$490 | \$509 | \$530 | \$551 | \$573 | \$596 | \$620 | \$645 | \$670 | \$697 | \$824 |

OPTIONS

Add upcharge to list price and code to model number

| | | |
|-------|--|------------------|
| FM | Floor Mount | \$98 / 2 per leg |
| FS/CL | Free Standing Interconnecting Legs | \$275 / leg |
| BBC | Back To Back Connector Bar | \$215 / each |
| FR | CA133 Fire Retardant | \$90 / yard |
| MB | Moisture Barrier | \$68 / seat |
| ENG | Laser Engraving - Estimate plus Set-Up Fee | \$42 / seat |
| TT | Two Tone Wood Stains - Benton / Dekko | \$75 / seat |
| RB | Reverse Bubble Cutout - Benton | \$48 / seat |
| UB | Upright Bubble Cutout - Benton | \$48 / seat |
| VB | Vertical Bubble Cutout - Benton | \$48 / seat |
| SQ | Square Hole Cutout - Dekko | \$48 / seat |
| RD | Round Hole Cutout - Dekko | \$48 / seat |


| | | |
|-------|--|--------------|
| RECT | Rectilinear Hole Cutout - Dekko | \$48 / seat |
| AC1 | Elliptical Arms - Webby | \$265 / pair |
| AC2 | Nylon T-Arms - Delfi | \$175 / each |
| EAC | Elliptical Arms - Delfi | \$195 / pair |
| EAPC | Elliptical Arms in Polished Chrome - Delfi | \$295 / pair |
| PAC | Polyurethane Arm Caps - Teriana | \$88 / pair |
| WAC | Wood Arm Caps - Teriana | \$176 / pair |
| OT/S | Online Table - Square | \$465 |
| OT/R | Online Table - Round | \$465 |
| OT/E | Online Table - Rounded End | \$465 |
| OT/90 | Online Table - 90° Corner | \$1395 |
| OT/D | Online Table - Double End | \$1198 |

Let ERG International help you in the decision making!

We gladly provide seating for:


- Waiting Areas
- Lounge Areas
- Student Study Centers
- Student Resident Halls
- Medical Facilities

| | |
|----------------------|-----|
| Ashton | 456 |
| Dal | 457 |
| Franky Slim | 460 |
| Geometra..... | 463 |
| Gilia | 465 |
| Malibu | 466 |
| Newport..... | 471 |
| Ojai..... | 473 |
| Puffet & Muffet..... | 475 |
| Sofi | 477 |
| Symphony Settee..... | 480 |
| Teriana | 482 |
| Ventura Metal..... | 483 |
| Ventura Wood..... | 485 |
| Westlake Wood..... | 487 |



ASHTON BENCH

With Ashton Bench, creating lobby settings is easy with modular pieces that can fit into any room size. The clean lines and sturdy styling of Ashton make it ideal for any application. Coordinate with Ashton Lounge and Occasional Tables.



ASHTON TWO-SEAT BENCH



Ashton Benches coordinate with Ashton Lounge.

ORDERING INFORMATION

To Order Please specify:

- 1) Series Name
- 2) Model Number
- 3) Quantity
- 4) Fabric Grade and Number
- 5) Finish Color for Legs
- 6) Optional Items

ASHTON GENERAL SPECIFICATIONS

Frame Construction

Frame assembly is constructed of multi-ply hardwood, with tongue and groove construction. No sag-springs are installed in seat along with interlocking helicoil springs to prevent sagging and provide additional lower back and seat support. Each modular unit consists of two individual components bolted together.

Upholstery

All foam is fully bonded to frame. Seat cushions are 5" graded high resiliency (H.R.) block foam, covered entirely with special bonded polyester fiber to protect final upholstery. ERG uses only water based glues and adhesives in our upholstery process. Seat is covered in choice of fabric, vinyl, crypton, leather or COM.

Metal Legs

Ashton metal legs are 1.5" diameter, 14-gauge steel tubing welded to a top flange.

Glides

All benches are standard with factory installed black nylon glides.

COLORS / FINISHES

Metal Leg Finishes:

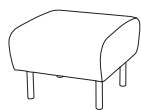
Standard powder coat colors or optional polished chrome available.

OPTIONS

- CODE: FR - CA133 Fire Retardant.
- CODE: MB - Moisture Barrier.
- CODE: SBH - Special Height.
- CODE: PC - Polished Chrome Legs.

| DIMENSIONS | Ottoman | Two Seat | Three Seat |
|-------------------|--------------|--------------|--------------|
| Overall Depth: | 26" | 26" | 26" |
| Overall Width: | 22" | 45" | 68" |
| Overall Height: | 18" | 18" | 18" |
| Qty/Wt per carton | 1 ea. 25 lbs | 1 ea. 50 lbs | 1 ea. 75 lbs |

MODEL / DESCRIPTION / LIST PRICING



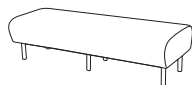
601 Single Seat Bench/Ottoman COM Yardage: Total: 1.75 Yds.

| COM | GR1 | GR2 | GR3 | GR4 | GR5 | GR6 | GR7 | GR8 | GR9 | GR10 | LEA |
|-------|-------|-------|--------|--------|--------|--------|--------|--------|--------|--------|--------|
| \$872 | \$933 | \$970 | \$1009 | \$1049 | \$1091 | \$1135 | \$1180 | \$1227 | \$1276 | \$1327 | \$1569 |



605 Two Seat Bench COM Yardage: Total: 2.5 Yds.

| COM | GR1 | GR2 | GR3 | GR4 | GR5 | GR6 | GR7 | GR8 | GR9 | GR10 | LEA |
|--------|--------|--------|--------|--------|--------|--------|--------|--------|--------|--------|--------|
| \$1367 | \$1463 | \$1521 | \$1582 | \$1645 | \$1711 | \$1780 | \$1851 | \$1925 | \$2002 | \$2082 | \$2461 |



611 Three-Seat Bench COM Yardage: Total: 3.5 Yds.

| COM | GR1 | GR2 | GR3 | GR4 | GR5 | GR6 | GR7 | GR8 | GR9 | GR10 | LEA |
|--------|--------|--------|--------|--------|--------|--------|--------|--------|--------|--------|--------|
| \$1948 | \$2084 | \$2167 | \$2254 | \$2344 | \$2438 | \$2536 | \$2637 | \$2743 | \$2852 | \$2966 | \$3506 |

OPTIONS

Add upcharge to list price and code to model number

| | | |
|-----|-------------------------------|----------|
| FR | CA133 Fire Retardant per yard | \$90/yd. |
| MB | Moisture Barrier - per seat | \$125 |
| SBH | Special Height | \$295 |

| | | |
|----|--|-------|
| PC | Polished Chrome Legs - set of 4 | \$90 |
| PC | Polished Chrome Legs - Three Seat bench (6 legs) | \$120 |

DAL BENCH

The Dal Bench features two- and three-seat benches on metal or wood frames. Dal fully upholstered benches easily coordinate with any public space.



THREE SEAT WOOD FRAME BENCH



TWO SEAT METAL FRAME BENCH

ORDERING INFORMATION

To Order Please Specify:

- | | |
|-----------------|--------------------------|
| 1) Series Name | 4) Frame Color |
| 2) Model Number | 5) Fabric Grade & Number |
| 3) Quantity | 6) Optional Items |

DAL GENERAL SPECIFICATIONS

Frame Construction

Frame assembly is welded 1" x 1.5" steel construction. All welds are hand brazed to a smooth finish. Wood frames are 1.25" x 2" solid Maple wood. Bench seats feature a 1" multi-ply wood support.

Upholstery

All foam is fully bonded to frame. Seat cushions are 4" graded high resiliency (H.R.) block foam, covered entirely with special bonded polyester fiber to protect final upholstery. ERG uses only water based glues and adhesives in our upholstery process. Seat is covered in choice of fabric, vinyl, crypton, leather or COM.

Glides

Nylon glides are factory installed on all benches.

COLORS / FINISHES

Metal Frame Finish Colors:

Standard powder coat colors available.


Wood Frame Finish Colors:

Standard transparent stain colors available.

OPTIONS

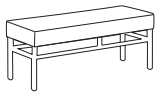
- CODE: FR - CA133 Fire Retardant.
- CODE: MB - Moisture Barrier.
- CODE: SBH - Special Height.

| DIMENSIONS | 2-Seat Bench 16" | 2-Seat Bench 20" | 3-Seat Bench 16" | 3-Seat Bench 20" |
|-----------------|------------------|------------------|------------------|------------------|
| Overall Length: | 44" | 44" | 66" | 66" |
| Overall Depth: | 16" | 20" | 16" | 20" |
| Seat Height: | 18" | 18" | 18" | 18" |
| Qty./Wt.: | 1 ea./110 lbs. | 1 ea./120 lbs. | 1 ea./130 lbs. | 1 ea./140 lbs. |



METAL FRAME THREE SEAT BENCH

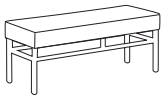
MODEL / DESCRIPTION / LIST PRICING



511 Metal Two Seat Bench - 16" x 44"

COM Yardage: 2 Yds.

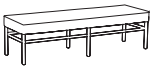
| COM | GR1 | GR2 | GR3 | GR4 | GR5 | GR6 | GR7 | GR8 | GR9 | GR10 | LEA |
|--------|--------|--------|--------|--------|--------|--------|--------|--------|--------|--------|--------|
| \$1855 | \$1985 | \$2065 | \$2147 | \$2233 | \$2322 | \$2415 | \$2512 | \$2612 | \$2717 | \$2826 | \$3340 |



517 Metal Two Seat Bench - 20" x 44"

COM Yardage: 2.5 Yds.

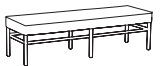
| COM | GR1 | GR2 | GR3 | GR4 | GR5 | GR6 | GR7 | GR8 | GR9 | GR10 | LEA |
|--------|--------|--------|--------|--------|--------|--------|--------|--------|--------|--------|--------|
| \$1919 | \$2054 | \$2136 | \$2221 | \$2310 | \$2403 | \$2499 | \$2599 | \$2703 | \$2811 | \$2923 | \$3455 |



513 Metal Three Seat Bench - 16" x 66"

COM Yardage: 2.75 Yds.

| COM | GR1 | GR2 | GR3 | GR4 | GR5 | GR6 | GR7 | GR8 | GR9 | GR10 | LEA |
|--------|--------|--------|--------|--------|--------|--------|--------|--------|--------|--------|--------|
| \$2455 | \$2627 | \$2732 | \$2841 | \$2955 | \$3073 | \$3196 | \$3324 | \$3457 | \$3595 | \$3739 | \$4419 |



519 Metal ThreeSeat Bench - 20" x 66"

COM Yardage: 3 Yds.

| COM | GR1 | GR2 | GR3 | GR4 | GR5 | GR6 | GR7 | GR8 | GR9 | GR10 | LEA |
|--------|--------|--------|--------|--------|--------|--------|--------|--------|--------|--------|--------|
| \$2560 | \$2739 | \$2849 | \$2963 | \$3081 | \$3204 | \$3333 | \$3466 | \$3604 | \$3749 | \$3899 | \$4608 |

OPTIONS

Add upcharge to list price and code to model number

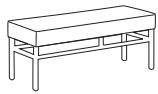
| | | | | | |
|----|---------------------------------|----------|-----|-----------------------------|-------|
| FR | CA 133 Fire Retardant - per yd. | \$90/yd. | SBH | Special Height - each piece | \$295 |
| MB | Moisture Barrier - per seat | \$125 | | | |

| DIMENSIONS | 2-Seat Bench 16" | 2-Seat Bench 20" | 3-Seat Bench 16" | 3-Seat Bench 20" |
|-----------------|------------------|------------------|------------------|------------------|
| Overall Length: | 44" | 44" | 66" | 66" |
| Overall Depth: | 16" | 20" | 16" | 20" |
| Seat Height: | 18" | 18" | 18" | 18" |
| Qty./Wt.: | 1 ea./100 lbs. | 1 ea./110 lbs. | 1 ea./120 lbs. | 1 ea./130 lbs. |



THREE SEAT WOOD BENCH

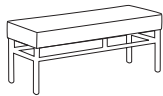
MODEL / DESCRIPTION / LIST PRICING



511W Wood Two Seat Bench - 16" x 44"

COM Yardage: 2 Yds.

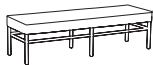
| COM | GR1 | GR2 | GR3 | GR4 | GR5 | GR6 | GR7 | GR8 | GR9 | GR10 | LEA |
|--------|--------|--------|--------|--------|--------|--------|--------|--------|--------|--------|--------|
| \$1974 | \$2112 | \$2197 | \$2285 | \$2376 | \$2471 | \$2570 | \$2673 | \$2779 | \$2891 | \$3006 | \$3553 |



517W Wood Two Seat Bench - 20" x 44"

COM Yardage: 2.5 Yds.

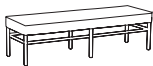
| COM | GR1 | GR2 | GR3 | GR4 | GR5 | GR6 | GR7 | GR8 | GR9 | GR10 | LEA |
|--------|--------|--------|--------|--------|--------|--------|--------|--------|--------|--------|--------|
| \$2156 | \$2307 | \$2399 | \$2495 | \$2595 | \$2698 | \$2806 | \$2919 | \$3035 | \$3157 | \$3283 | \$3880 |



513W Wood Three Seat Bench - 16" x 66"

COM Yardage: 2.75 Yds.

| COM | GR1 | GR2 | GR3 | GR4 | GR5 | GR6 | GR7 | GR8 | GR9 | GR10 | LEA |
|--------|--------|--------|--------|--------|--------|--------|--------|--------|--------|--------|--------|
| \$2612 | \$2795 | \$2907 | \$3023 | \$3144 | \$3270 | \$3401 | \$3537 | \$3678 | \$3826 | \$3979 | \$4702 |



519W Wood Three Seat Bench - 20" x 66"

COM Yardage: 3 Yds.

| COM | GR1 | GR2 | GR3 | GR4 | GR5 | GR6 | GR7 | GR8 | GR9 | GR10 | LEA |
|--------|--------|--------|--------|--------|--------|--------|--------|--------|--------|--------|--------|
| \$2927 | \$3132 | \$3258 | \$3388 | \$3523 | \$3664 | \$3811 | \$3963 | \$4122 | \$4287 | \$4458 | \$5269 |

OPTIONS

Add upcharge to list price and code to model number

| | | |
|----|---------------------------------|----------|
| FR | CA 133 Fire Retardant - per yd. | \$90/yd. |
| MB | Moisture Barrier - per seat | \$125 |

| | | |
|-----|-----------------------------|-------|
| SBH | Special Height - each piece | \$295 |
|-----|-----------------------------|-------|

FRANKY SLIM

The Franky Slim metal bench and ottoman is fully upholstered over high resiliency foam on a solid steel frame featuring square steel tube legs. Designed for student housing and any public spaces that require long duration seating comfort.



3 SEAT BENCH



FRANKY SLIM OTTOMAN

ORDERING INFORMATION

- | | |
|----------------------------|---------------------|
| 1) Series Name | 5) Leg Finish |
| 2) Model Number | 6) Optional tufting |
| 3) Quantity | 7) Optional Items |
| 4) Fabric Grade and Number | |

FRANKY SLIM LOUNGE SPECIFICATIONS

Steel Frame Construction

- Built-in wall saver design.
- 1-1/4" square steel tubing, welded to steel apron.

Upholstery

Seat foam is bonded to all sides of hardwood frame. Seat cushions are 4" graded, high resiliency (H.R.) block foam with seat back 3" H.R. foam, covered entirely with special bonded polyester fiber to protect final upholstery. ERG uses only waterbase glues and adhesives in all our upholstery process.

Seat

- Large webbing stretched over hardwood frame
- High resiliency foam applied and bonded

Tufting

Square, vertical & diagonal tufting options available for lounges, ottomans and benches.

Legs

1" square tubular steel legs are available in over 20 standard epoxy powder coat colors or optional polished chrome. Wood legs are 2" square solid maple and are available in all standard wood stain colors.

Warranty

ERG offers a lifetime warranty on all foam and frames.

COLORS / FINISHES

Leg Finish Colors:

Standard powder coat color choices, optional polished chrome

OPTIONS

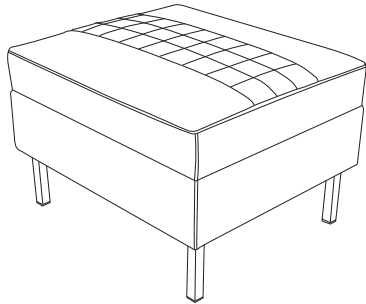
- CODE: FR - CA133 Fire Retardant option. Add an additional \$90 per yard.
- CODE: MB - Moisture Barrier on seat.
- CODE: PCL - Polished Chrome Legs.
- CODE: TF2 - Two seat tufting.
- CODE: TF3 - Three seat tufting.
- CODE: TFO - Ottoman tufting.

Note: Factory installed power/data available, see accessories section for details and pricing.



METAL LEGS

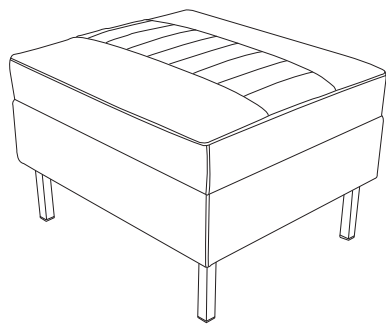
OTTOMAN & BENCHES TUFTING OPTIONS



square



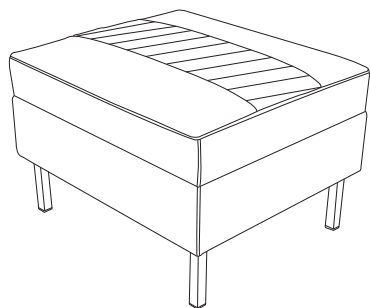
with optional tufting



vertical



with optional tufting



diagonal




with optional tufting

| DIMENSIONS | Ottoman or Bench | 2-Seat Lounge | 3-Seat Lounge |
|----------------------|------------------|---------------|---------------|
| Overall Depth: | 20" | 20" | 20" |
| Overall Width: | 22" | 42" | 60" |
| Overall Height: | 16" | 18" | 18" |
| Qty./Wt. per carton: | 1 ea./35 lbs. | 1 ea./55 lbs. | 1 ea./80 lbs. |

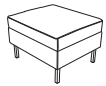


OTTOMAN



3 SEAT BENCH

MODEL / DESCRIPTION / LIST PRICING



6426-M Ottoman

COM Yardage: 1.5 Yards.

| COM | GR1 | GR2 | GR3 | GR4 | GR5 | GR6 | GR7 | GR8 | GR9 | GR10 | LEA |
|-------|--------|--------|--------|--------|--------|--------|--------|--------|--------|--------|--------|
| \$988 | \$1057 | \$1100 | \$1143 | \$1189 | \$1237 | \$1286 | \$1338 | \$1391 | \$1447 | \$1505 | \$1778 |



6426-W Ottoman

COM Yardage: 1.5 Yards.

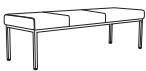
| COM | GR1 | GR2 | GR3 | GR4 | GR5 | GR6 | GR7 | GR8 | GR9 | GR10 | LEA |
|--------|--------|--------|--------|--------|--------|--------|--------|--------|--------|--------|--------|
| \$1047 | \$1120 | \$1165 | \$1212 | \$1260 | \$1310 | \$1363 | \$1417 | \$1474 | \$1533 | \$1594 | \$1884 |



6428-M 2 Seat Bench

COM Yardage: 2 Yards.

| COM | GR1 | GR2 | GR3 | GR4 | GR5 | GR6 | GR7 | GR8 | GR9 | GR10 | LEA |
|--------|--------|--------|--------|--------|--------|--------|--------|--------|--------|--------|--------|
| \$1523 | \$1629 | \$1694 | \$1762 | \$1832 | \$1906 | \$1982 | \$2061 | \$2144 | \$2230 | \$2319 | \$2741 |



6429-M 3 Seat Bench

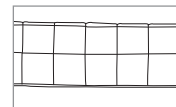
COM Yardage: 3 Yards.

| COM | GR1 | GR2 | GR3 | GR4 | GR5 | GR6 | GR7 | GR8 | GR9 | GR10 | LEA |
|--------|--------|--------|--------|--------|--------|--------|--------|--------|--------|--------|--------|
| \$1990 | \$2129 | \$2214 | \$2303 | \$2395 | \$2491 | \$2590 | \$2694 | \$2802 | \$2914 | \$3030 | \$3582 |

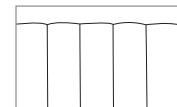
TUFTING

Choose from 3 Tufting Shapes:

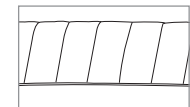
Tufting for all lounge, ottoman and bench series are available in 3 designs. Please specify Square, Vertical or Diagonal when ordering.



square



vertical



diagonal

OPTIONS

Add upcharge to list price and code to model number

| | | |
|-----|-------------------------------------|----------|
| FR | CA133 Fire Retardant per yard. | \$90/yd. |
| MB1 | Moisture Barrier on seat - per seat | \$125 |
| PCL | Polished chrome leg Ottoman | \$88 |
| PCL | Polished chrome leg 2 Seat Bench | \$358 |

| | | |
|-----|----------------------------------|-------|
| PCL | Polished chrome leg 3 Seat Bench | \$475 |
| TFO | Ottoman tufting | \$156 |
| TF2 | Two seat bench tufting | \$280 |
| TF3 | Three seat bench tufting | \$374 |

GEOMETRA

The Geometra decorative ottoman features seating in shapes of circles, squares and triangles. Two fabric design is standard for Geometra square and circle. Three fabrics design is standard for Geometra triangle.



36" GEOMETRA CIRCLE
WITH STANDARD 2 FABRIC DESIGN



SQUARE GEOMETRA
WITH OPTIONAL HINGED STORAGE

ORDERING INFORMATION

To Order Please Specify:

- | | |
|--------------------------------------|--|
| 1) Series Name | 6) Sketch for contrasting fabric placement |
| 2) Model Number | 7) Optional Items |
| 3) Quantity | |
| 4) Fabric Grade & Number | |
| 5) Contrasting Fabric Grade & Number | |

GEOMETRA GENERAL SPECIFICATIONS

Frame Construction

Frame assembly is constructed of multi-ply hardwood, with tongue and groove construction. No sag-springs are installed in seat along with interlocking helicoil springs to prevent sagging and provide additional seat support. Each modular unit consists of two individual components bolted together.

Upholstery

All foam is fully bonded to frame. Two fabric design is standard in square and circle ottomans and three fabric design is standard for triangle ottomans. Seat cushions are 4" graded high resiliency (H.R.) block foam, covered entirely with special bonded polyester fiber to protect final upholstery. ERG uses only water based glues and adhesives in our upholstery process. Seat and back are covered in choice of fabric, vinyl, crypton, leather or COM.

Glides

Benches come with factory installed, 2" nylon glides in black.

Warranty

ERG offers a lifetime warranty on all foam and frames.

COLORS / FINISHES

Contrasting Fabric

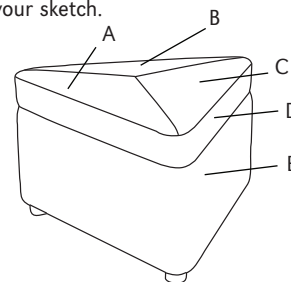
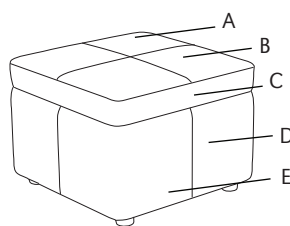
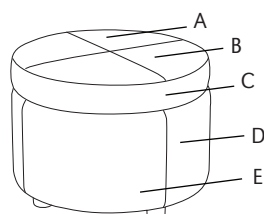
Contrasting fabric and designs are included in List Price.

OPTIONS

- CODE: FR - CA133 Fire Retardant per yard.
- CODE: MB - Moisture Barrier.
- CODE: HS - Hinged Storage.
- CODE: SBH - Special Height.
- CODE: WOD - Solid Maple Wood Legs - set of four.
- CODE: 2FO - Two Fabric Option.
- CODE: 3FO - Three Fabric Option.

TWO & THREE FABRIC DESIGN

Due to the geometric design options it is necessary to include with your order a **sketch/layout** to specify which fabric is to be used on each area of the Geometra. Use the callouts shown below to define fabric areas in your sketch.



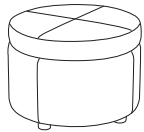
Three Fabric Design for the triangle shape only

| DIMENSIONS | 24" Circle | 30" Circle | 36" Circle | 24" Square | 29" Square | 29" Side Triangle |
|----------------|---------------|---------------|---------------|---------------|---------------|-------------------|
| Overall Width: | 24" | 30" | 36" | 24" | 29" | 29" |
| Overall Depth: | 24" | 30" | 36" | 24" | 29" | 29" |
| Seat Height: | 18" | 18" | 18" | 18" | 18" | 18" |
| Qty./Wt.: | 1 ea./25 lbs. | 1 ea./35 lbs. | 1 ea./47 lbs. | 1 ea./32 lbs. | 1 ea./40 lbs. | 1 ea./25 lbs. |



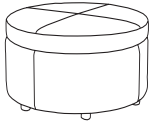
SIX TRIANGLE CONFIGURATION

MODEL / DESCRIPTION / LIST PRICING



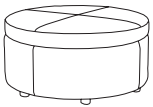
570 Round - 24" diameter COM Yardage: 2.5 Yds. / Seat: 1.5 Yds. each of two colors

| COM | GR1 | GR2 | GR3 | GR4 | GR5 | GR6 | GR7 | GR8 | GR9 | GR10 | LEA |
|--------|--------|--------|--------|--------|--------|--------|--------|--------|--------|--------|--------|
| \$1381 | \$1477 | \$1536 | \$1598 | \$1662 | \$1728 | \$1797 | \$1869 | \$1944 | \$2022 | \$2103 | \$2485 |



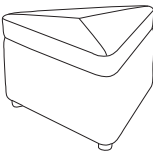
571 Round - 30" diameter COM Yardage: 3 Yds. / Seat: 1.5 Yds. each of two colors

| COM | GR1 | GR2 | GR3 | GR4 | GR5 | GR6 | GR7 | GR8 | GR9 | GR10 | LEA |
|--------|--------|--------|--------|--------|--------|--------|--------|--------|--------|--------|--------|
| \$1664 | \$1781 | \$1852 | \$1926 | \$2003 | \$2083 | \$2167 | \$2253 | \$2343 | \$2437 | \$2535 | \$2996 |



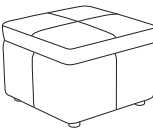
572 Round - 36" diameter COM Yardage: 4 Yds. / Seat: 2 Yds. each of two colors

| COM | GR1 | GR2 | GR3 | GR4 | GR5 | GR6 | GR7 | GR8 | GR9 | GR10 | LEA |
|--------|--------|--------|--------|--------|--------|--------|--------|--------|--------|--------|--------|
| \$1877 | \$2009 | \$2089 | \$2173 | \$2260 | \$2350 | \$2444 | \$2542 | \$2643 | \$2749 | \$2859 | \$3379 |



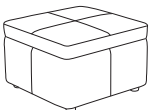
574 Triangle - 29" each side COM Yardage: 2.5 Yds. / Seat: 1.25 Yds. each of two colors

| COM | GR1 | GR2 | GR3 | GR4 | GR5 | GR6 | GR7 | GR8 | GR9 | GR10 | LEA |
|--------|--------|--------|--------|--------|--------|--------|--------|--------|--------|--------|--------|
| \$1664 | \$1781 | \$1852 | \$1926 | \$2003 | \$2083 | \$2167 | \$2253 | \$2343 | \$2437 | \$2535 | \$2996 |



576 Square - 24" square COM Yardage: 2.5 Yds. / Seat: 1.25 Yds. each of two colors

| COM | GR1 | GR2 | GR3 | GR4 | GR5 | GR6 | GR7 | GR8 | GR9 | GR10 | LEA |
|--------|--------|--------|--------|--------|--------|--------|--------|--------|--------|--------|--------|
| \$1347 | \$1441 | \$1499 | \$1559 | \$1621 | \$1686 | \$1754 | \$1824 | \$1897 | \$1973 | \$2052 | \$2425 |



578 Square - 29" square COM Yardage: 3 Yds. / Seat: 1.5 Yds. each of two colors

| COM | GR1 | GR2 | GR3 | GR4 | GR5 | GR6 | GR7 | GR8 | GR9 | GR10 | LEA |
|--------|--------|--------|--------|--------|--------|--------|--------|--------|--------|--------|--------|
| \$1617 | \$1730 | \$1799 | \$1871 | \$1946 | \$2024 | \$2105 | \$2189 | \$2277 | \$2368 | \$2463 | \$2911 |

OPTIONS

Add upcharge to list price and code to model number

| | | |
|-----|---------------------------------|----------|
| FR | CA 133 Fire Retardant - per yd. | \$90/yd. |
| MB | Moisture Barrier - per unit | \$125 |
| HS | Hinged Storage - per unit | \$450 |
| SBH | Special Height - per unit | \$295 |

| | | |
|-----|-----------------------|-------|
| WOD | Solid Maple Wood Legs | \$96 |
| 2FO | Two Fabric Option | \$98 |
| 3FO | Three Fabric Option | \$148 |

| DIMENSIONS | Ottoman | Two Seat | Three Seat |
|----------------|---------------|---------------|---------------|
| Overall Width: | 22" | 46" | 72" |
| Overall Depth: | 22" | 22" | 22" |
| Seat Height: | 17.5" | 17.5" | 17.5" |
| Qty./Wt.: | 1 ea./30 lbs. | 1 ea./60 lbs. | 1 ea./80 lbs. |

ORDERING INFORMATION

To Order Please Specify:

- | | |
|-----------------|----------------------------|
| 1) Series Name | 4) Fabric Grade & Number |
| 2) Model Number | 5) Faux Leather Base Color |
| 3) Quantity | 6) Optional Items |

GILIA BENCH GENERAL SPECIFICATIONS

Frame Construction

Frame assembly is constructed of multi-ply hardwood, with tongue and groove construction. No sag-springs are installed in seat along with interlocking helicoil springs to prevent sagging and provide additional seat support.

Upholstery

All foam is fully bonded to frame. Bench cushions are 4" graded high resiliency (H.R.) block foam, covered entirely with special bonded polyester fiber to protect final upholstery. ERG uses only water based glues and adhesives in our upholstery process. Seat and base are covered in choice of fabric, vinyl, crypton, leather or COM. Contrasting fabrics are available, see options for pricing.

Glides

Benches come with factory installed, 2" nylon glides in Black or optional solid maple wood legs.



THREE SEAT BENCH

COLORS / FINISHES

Wood Stain Finish Colors:

All transparent wood stain colors available.

OPTIONS

- CODE: FR - CA133 Fire Retardant per yard.
- CODE: MB - Moisture Barrier.
- CODE: 2FO - Two Fabric Option.
- CODE: HS - Hinged Under Seat Storage.
- CODE: SBH - Special Height.
- CODE: WOD - Solid Maple Wood Legs.



UNDER SEAT HINGED STORAGE

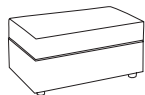
MODEL / DESCRIPTION / LIST PRICING



4446 Single Bench or Ottoman

COM Yardage: 2 Yds. / Seat: 1 Yd. / Base: 1 Yds.

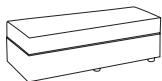
| COM | GR1 | GR2 | GR3 | GR4 | GR5 | GR6 | GR7 | GR8 | GR9 | GR10 | LEA |
|-------|--------|--------|--------|--------|--------|--------|--------|--------|--------|--------|--------|
| \$957 | \$1024 | \$1064 | \$1107 | \$1151 | \$1197 | \$1245 | \$1295 | \$1347 | \$1401 | \$1457 | \$1722 |



4458 Two Seat Bench

COM Yardage: 4.5 Yds. / Seat: 2.5 Yds. / Base: 2 Yds.

| COM | GR1 | GR2 | GR3 | GR4 | GR5 | GR6 | GR7 | GR8 | GR9 | GR10 | LEA |
|--------|--------|--------|--------|--------|--------|--------|--------|--------|--------|--------|--------|
| \$1547 | \$1655 | \$1721 | \$1790 | \$1862 | \$1936 | \$2013 | \$2094 | \$2178 | \$2265 | \$2355 | \$2784 |



4450 Three Seat Bench

COM Yardage: 5.5 Yds. / Seat: 3 Yds. / Base: 2.5 Yds.

| COM | GR1 | GR2 | GR3 | GR4 | GR5 | GR6 | GR7 | GR8 | GR9 | GR10 | LEA |
|--------|--------|--------|--------|--------|--------|--------|--------|--------|--------|--------|--------|
| \$1757 | \$1880 | \$1955 | \$2033 | \$2114 | \$2199 | \$2287 | \$2378 | \$2473 | \$2572 | \$2675 | \$3162 |

OPTIONS

Add upcharge to list price and code to model number

| | | |
|-----|---|----------|
| FR | CA 133 Fire Retardant - per yd. | \$90/yd. |
| MB | Moisture Barrier - per seat | \$125 |
| 2FO | Two Fabric option | \$98 |
| HS | Hinged Seat with Lined Storage - per unit | \$450 |

| | | |
|-----|---|-------|
| SBH | Special Height - per unit | \$295 |
| WOD | Solid Maple Wood Legs - Set of 4 Legs | \$96 |
| WOD | Solid Maple Wood Legs - Three Seat (6 Legs) | \$140 |

MALIBU SERIES

The Malibu ottomans and benches feature fully upholstered frame with the signature triangle shaped metal legs. Two fabric design, inset tables and polished chrome legs are available.



36" ROUND OTTOMAN

ORDERING INFORMATION

To Order Please Specify:

- | | |
|--------------------------------------|--|
| 1) Series Name | 6) Sketch for contrasting fabric placement |
| 2) Model Number | 7) Optional Items |
| 3) Quantity | |
| 4) Fabric Grade & Number | |
| 5) Contrasting Fabric Grade & Number | |

MALIBU GENERAL SPECIFICATIONS

Bench Frame Construction

Frame assembly is constructed of multi-ply hardwood, with tongue and groove construction. All foam is fully bonded to frame. No sag-springs are installed in seat along with interlocking helicoil springs to prevent sagging and provide additional seat support.

Upholstery

Ottomans and benches are covered in your choice of fabric, vinyl, crypton, leather or COM. ERG uses only water based glues and adhesives in our upholstery process.

Metal Legs

Tapered-triangular legs are formed and welded steel 8.5" tall. Legs are sandblasted prior to final powder coating in your choice of standard powder coat colors. Legs have a factory installed steel glide.

TWO FABRIC DESIGN

Due to the geometric design options it is necessary to include with your order a **sketch/layout** to specify which fabric is to be used on each area of the Malibu ottoman or table.

OPTIONS

- CODE: FR - CA133 Fire Retardant per yard.
- CODE: MB - Moisture Barrier.
- CODE: 2FO - Two Fabric Option.
- CODE: SBH - Special Height.
- CODE: PC - Polished Chrome Metal Legs.
- CODE: 2FO - Two Fabric Option
- CODE: GD - Ganging Brackets (Necessary when ganging two or more modules together).

Note: Factory installed power/data available, see accessories section for details and pricing.



30" SQUARE OTTOMAN

| DIMENSIONS | Ottoman | 2 Seater | 3 Seater |
|----------------|---------------|---------------|---------------|
| Seat Depth: | 20" | 20" | 20" |
| Overall Width: | 22" | 44" | 66" |
| Seat Height: | 18" | 18" | 18" |
| Qty./Wt.: | 1 ea./44 lbs. | 1 ea./77 lbs. | 1 ea./88 lbs. |



THREE SEAT FREE STANDING BENCH

MODEL / DESCRIPTION / LIST PRICING



3941 Ottoman 22'

COM Yardage: 2 Yds..

| COM | GR1 | GR2 | GR3 | GR4 | GR5 | GR6 | GR7 | GR8 | GR9 | GR10 | LEA |
|-------|-------|-------|--------|--------|--------|--------|--------|--------|--------|--------|--------|
| \$885 | \$947 | \$985 | \$1024 | \$1065 | \$1108 | \$1152 | \$1198 | \$1245 | \$1296 | \$1347 | \$1593 |



3942 Two Seat Straight 44" Bench

COM Yardage: 3 Yds..

| COM | GR1 | GR2 | GR3 | GR4 | GR5 | GR6 | GR7 | GR8 | GR9 | GR10 | LEA |
|--------|--------|--------|--------|--------|--------|--------|--------|--------|--------|--------|--------|
| \$1527 | \$1634 | \$1699 | \$1767 | \$1838 | \$1911 | \$1988 | \$2067 | \$2150 | \$2237 | \$2326 | \$2749 |



3943 Three Seat Straight 66" Bench

COM Yardage: 3.5 Yds..

| COM | GR1 | GR2 | GR3 | GR4 | GR5 | GR6 | GR7 | GR8 | GR9 | GR10 | LEA |
|--------|--------|--------|--------|--------|--------|--------|--------|--------|--------|--------|--------|
| \$1789 | \$1914 | \$1991 | \$2071 | \$2153 | \$2240 | \$2329 | \$2422 | \$2519 | \$2620 | \$2725 | \$3220 |


OPTIONS

Add upcharge to list price and code to model number

| | | |
|-----|--------------------------------|----------|
| FR | CA133 Fire Retardant per yard | \$90/yd. |
| MB | Moisture Barrier - per seat | \$125 |
| PC | Polished Chrome Legs - per leg | \$35 |
| 2FO | Two Fabric Option | \$98 |

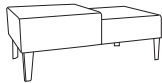
| | | |
|---------|---|-------|
| GD | Ganging Brackets | \$52 |
| TABF(-) | Fixed Blade Tablet (specify shape A, B or C) | \$398 |
| SST | Solid Surface Tablet Arm - add to tablet option | \$125 |
| WOD | Solid Maple Wood Legs - set of four | \$96 |

| DIMENSIONS | Two Unit / Side Table L/R | Three Unit / Online Table |
|----------------|---------------------------|---------------------------|
| Seat Depth: | 20" | 20" |
| Overall Width: | 43" | 66" |
| Seat Height: | 18" | 18" |
| Table Height: | 16" | 16" |
| Qty./Wt.: | 1 ea./44 lbs. | 1 ea./88 lbs. |



L - LAMINATE
W - WOOD VENEER

MODEL / DESCRIPTION / LIST PRICING



3944L-L/R Two Unit - Side Table - Left/Right COM Yardage: 2 Yds..

| COM | GR1 | GR2 | GR3 | GR4 | GR5 | GR6 | GR7 | GR8 | GR9 | GR10 | LEA |
|--------|--------|--------|--------|--------|--------|--------|--------|--------|--------|--------|--------|
| \$1701 | \$1821 | \$1893 | \$1969 | \$2048 | \$2129 | \$2214 | \$2304 | \$2395 | \$2492 | \$2590 | \$3062 |

3944W-L/R Two Unit - Side Table - Left/Right Call Customer Service

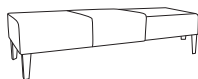
| COM | GR1 | GR2 | GR3 | GR4 | GR5 | GR6 | GR7 | GR8 | GR9 | GR10 | LEA |
|--------|--------|--------|--------|--------|--------|--------|--------|--------|--------|--------|--------|
| \$1787 | \$1912 | \$1988 | \$2067 | \$2150 | \$2237 | \$2326 | \$2419 | \$2516 | \$2617 | \$2721 | \$3216 |

3945L Three Unit - Center Table COM Yardage: 3.5 Yds..

| COM | GR1 | GR2 | GR3 | GR4 | GR5 | GR6 | GR7 | GR8 | GR9 | GR10 | LEA |
|--------|--------|--------|--------|--------|--------|--------|--------|--------|--------|--------|--------|
| \$1916 | \$2051 | \$2133 | \$2218 | \$2307 | \$2399 | \$2495 | \$2595 | \$2699 | \$2807 | \$2919 | \$3449 |

3945W Three Unit - Center Table COM Yardage: 3.5 Yds..

| COM | GR1 | GR2 | GR3 | GR4 | GR5 | GR6 | GR7 | GR8 | GR9 | GR10 | LEA |
|--------|--------|--------|--------|--------|--------|--------|--------|--------|--------|--------|--------|
| \$2013 | \$2154 | \$2240 | \$2329 | \$2422 | \$2519 | \$2620 | \$2725 | \$2834 | \$2947 | \$3065 | \$3623 |



3946L-L/R Three Unit - Side Table - Left/Right COM Yardage: 3.5 Yds..

| COM | GR1 | GR2 | GR3 | GR4 | GR5 | GR6 | GR7 | GR8 | GR9 | GR10 | LEA |
|--------|--------|--------|--------|--------|--------|--------|--------|--------|--------|--------|--------|
| \$1916 | \$2051 | \$2133 | \$2218 | \$2307 | \$2399 | \$2495 | \$2595 | \$2699 | \$2807 | \$2919 | \$3449 |

3946W-L/R Three Unit - Side Table - Left/Right COM Yardage: 3.5 Yds..

| COM | GR1 | GR2 | GR3 | GR4 | GR5 | GR6 | GR7 | GR8 | GR9 | GR10 | LEA |
|--------|--------|--------|--------|--------|--------|--------|--------|--------|--------|--------|--------|
| \$2013 | \$2154 | \$2240 | \$2329 | \$2422 | \$2519 | \$2620 | \$2725 | \$2834 | \$2947 | \$3065 | \$3623 |

Please specify placement of electrical box for upholstered units or occasional tables

OPTIONS

Add upcharge to list price and code to model number

| | | |
|-----|--------------------------------|----------|
| FR | CA133 Fire Retardant per yard | \$90/yd. |
| MB | Moisture Barrier - per seat | \$125 |
| PC | Polished Chrome Legs - per leg | \$35 |
| 2FO | Two Fabric Option | \$98 |

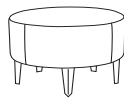
| | | |
|---------|---|-------|
| GD | Ganging Brackets | \$52 |
| TABF(-) | Fixed Blade Tablet (specify shape A, B or C) | \$398 |
| SST | Solid Surface Tablet Arm - add to tablet option | \$125 |
| WOD | Solid Maple Wood Legs - set of four | \$96 |

| DIMENSIONS | 30" Round | 36" Round | 42" Round | 48" Round |
|-----------------|---------------|---------------|---------------|----------------|
| Overall Depth: | 30" | 36" | 42" | 48" |
| Overall Width: | 30" | 36" | 42" | 48" |
| Overall Height: | 18" | 18" | 18" | 18" |
| Qty./Wt.: | 1 ea./44 lbs. | 1 ea./77 lbs. | 1 ea./88 lbs. | 1 ea./115 lbs. |



36" ROUND OTTOMAN

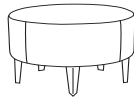
MODEL / DESCRIPTION / LIST PRICING



3947 30" Round Ottoman (4 legs)

COM Yardage: 2 Yds.

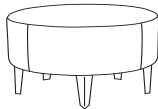
| COM | GR1 | GR2 | GR3 | GR4 | GR5 | GR6 | GR7 | GR8 | GR9 | GR10 | LEA |
|--------|--------|--------|--------|--------|--------|--------|--------|--------|--------|--------|--------|
| \$1227 | \$1314 | \$1366 | \$1421 | \$1477 | \$1536 | \$1598 | \$1662 | \$1728 | \$1798 | \$1869 | \$2209 |



3948 36" Round Ottoman (4 legs)

COM Yardage: 2.5 Yds.

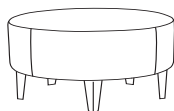
| COM | GR1 | GR2 | GR3 | GR4 | GR5 | GR6 | GR7 | GR8 | GR9 | GR10 | LEA |
|--------|--------|--------|--------|--------|--------|--------|--------|--------|--------|--------|--------|
| \$1714 | \$1833 | \$1907 | \$1982 | \$2062 | \$2144 | \$2230 | \$2319 | \$2412 | \$2508 | \$2609 | \$3084 |



3949 42" Round Ottoman (5 legs)

COM Yardage: 3.5 Yds.

| COM | GR1 | GR2 | GR3 | GR4 | GR5 | GR6 | GR7 | GR8 | GR9 | GR10 | LEA |
|--------|--------|--------|--------|--------|--------|--------|--------|--------|--------|--------|--------|
| \$1739 | \$1861 | \$1935 | \$2013 | \$2093 | \$2177 | \$2264 | \$2354 | \$2449 | \$2546 | \$2648 | \$3130 |



3950 48" Round Ottoman (5 legs)

COM Yardage: 4 Yds.

| COM | GR1 | GR2 | GR3 | GR4 | GR5 | GR6 | GR7 | GR8 | GR9 | GR10 | LEA |
|--------|--------|--------|--------|--------|--------|--------|--------|--------|--------|--------|--------|
| \$1957 | \$2095 | \$2179 | \$2266 | \$2356 | \$2451 | \$2548 | \$2650 | \$2756 | \$2867 | \$2981 | \$3524 |

OPTIONS

Add upcharge to list price and code to model number

| | | |
|----|--------------------------------|----------|
| FR | CA133 Fire Retardant per yard | \$90/yd. |
| MB | Moisture Barrier - per ottoman | \$125 |
| PC | Polished Chrome Legs - per leg | \$35 |

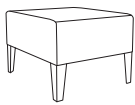
| | | |
|-----|-------------------------------------|------|
| GD | Ganging Brackets | \$52 |
| WOD | Solid Maple Wood Legs - set of four | \$96 |

| DIMENSIONS | 27" Square | 36" Square | 48" Square |
|-----------------|---------------|---------------|----------------|
| Overall Depth: | 27" | 36" | 48" |
| Overall Width: | 27" | 36" | 48" |
| Overall Height: | 18" | 18" | 18" |
| Qty./Wt.: | 1 ea./46 lbs. | 1 ea./74 lbs. | 1 ea./112 lbs. |



27" SQUARE OTTOMAN

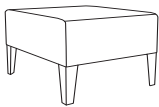
MODEL / DESCRIPTION / LIST PRICING



3951 27" Square Ottoman (4 legs)

COM Yardage: 2 Yds.

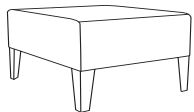
| COM | GR1 | GR2 | GR3 | GR4 | GR5 | GR6 | GR7 | GR8 | GR9 | GR10 | LEA |
|--------|--------|--------|--------|--------|--------|--------|--------|--------|--------|--------|--------|
| \$1051 | \$1125 | \$1170 | \$1217 | \$1265 | \$1316 | \$1368 | \$1423 | \$1481 | \$1539 | \$1601 | \$1892 |



3952 36" Square Ottoman (4 legs)

COM Yardage: 3 Yds.

| COM | GR1 | GR2 | GR3 | GR4 | GR5 | GR6 | GR7 | GR8 | GR9 | GR10 | LEA |
|--------|--------|--------|--------|--------|--------|--------|--------|--------|--------|--------|--------|
| \$1590 | \$1701 | \$1769 | \$1840 | \$1913 | \$1990 | \$2070 | \$2153 | \$2239 | \$2328 | \$2421 | \$2861 |



3953 48" Square Ottoman (4 legs)

COM Yardage: 4 Yds.

| COM | GR1 | GR2 | GR3 | GR4 | GR5 | GR6 | GR7 | GR8 | GR9 | GR10 | LEA |
|--------|--------|--------|--------|--------|--------|--------|--------|--------|--------|--------|--------|
| \$1851 | \$1981 | \$2060 | \$2143 | \$2228 | \$2317 | \$2411 | \$2506 | \$2607 | \$2711 | \$2819 | \$3333 |

OPTIONS

Add upcharge to list price and code to model number

| | | |
|----|--------------------------------|----------|
| FR | CA133 Fire Retardant per yard | \$90/yd. |
| MB | Moisture Barrier - per ottoman | \$125 |
| PC | Polished Chrome Legs - per leg | \$35 |

| | | |
|-----|-------------------------------------|------|
| GD | Ganging Brackets | \$52 |
| WOD | Solid Maple Wood Legs - set of four | \$96 |


NEWPORT BENCH

The Newport Series offers the utmost in seating comfort. Seats can be upholstered to match any color scheme. Frame available in choice of powder coat finish colors.

**Newport Bench
Available in 3 widths
48", 60" and 72"**



TWO SEAT BENCH



FOUR SEAT BENCH

ORDERING INFORMATION

- | | |
|-----------------|----------------------------|
| 1) Series Name | 4) Fabric Grade and Number |
| 2) Model Number | 5) Color finish for legs |
| 3) Quantity | 6) Optional Items |

COLORS / FINISHES

Legs

Available in standard powder coat finishes.

NEWPORT LOUNGE SPECIFICATIONS

Frame Construction

Frame assembly is constructed of multi-ply hardwood, with tongue and groove construction integrated with a fully welded 14-gauge square tubular steel inner frame. All foam is fully bonded to frame. Seat cushions are 4" graded high resiliency (H.R.) block foam, covered entirely with special bonded polyester fiber to protect final upholstery.

Upholstery


Seat is covered in choice of fabric, vinyl, crypton, leather or COM. ERG uses only water based glues and adhesives in our upholstery process.

Sled Base


Rectangular legs are constructed of fully-welded 2" x 0.50" solid steel and solid steel crossbar.

OPTIONS


- CODE: FR - CA133 Fire Retardant.
- CODE: MB -Moisture Barrier.
- CODE: GD - Ganging Brackets (Necessary when ganging two or more units together).
- CODE: SBH - Special Height.



COORDINATE WITH NEWPORT LOUNGE/
BANQUETTE SERIES



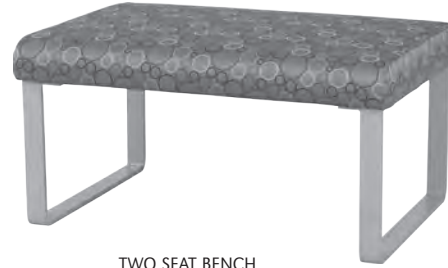
NEWPORT FEATURES A FULLY WELDED, 14-GAUGE SQUARE TUBULAR STEEL INNER FRAME AND STEEL INSERTS FOR LEG SCREWS



NEWPORT INNER-FRAME CONSTRUCTION (LEGS REMOVED, LOUNGE SHOWN)

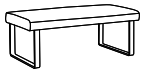
FULLY WELDED LEGS WITH CROSS-OVER SUPPORT

| DIMENSIONS | Two Seat | Three Seat | Four Seat |
|----------------|---------------|----------------|----------------|
| Seat Height: | 18" | 18" | 18" |
| Overall Width: | 48" | 60" | 72" |
| Overall Depth: | 18" | 18" | 18" |
| Qty./Wt.: | 1 ea./70 lbs. | 1 ea./110 lbs. | 1 ea./130 lbs. |



TWO SEAT BENCH

MODEL / DESCRIPTION / LIST PRICING



4021 Two Seat Bench 48"

COM Yardage: 2 Yds.

| COM | GR1 | GR2 | GR3 | GR4 | GR5 | GR6 | GR7 | GR8 | GR9 | GR10 | LEA |
|--------|--------|--------|--------|--------|--------|--------|--------|--------|--------|--------|--------|
| \$1638 | \$1753 | \$1823 | \$1896 | \$1972 | \$2050 | \$2132 | \$2218 | \$2306 | \$2399 | \$2495 | \$2948 |



4023 Three Seat Bench 60"

COM Yardage: 2.5 Yds.

| COM | GR1 | GR2 | GR3 | GR4 | GR5 | GR6 | GR7 | GR8 | GR9 | GR10 | LEA |
|--------|--------|--------|--------|--------|--------|--------|--------|--------|--------|--------|--------|
| \$2048 | \$2191 | \$2278 | \$2370 | \$2464 | \$2563 | \$2665 | \$2772 | \$2883 | \$2998 | \$3118 | \$3686 |



4025 Four Seat Bench 72"

COM Yardage: 3 Yds.

| COM | GR1 | GR2 | GR3 | GR4 | GR5 | GR6 | GR7 | GR8 | GR9 | GR10 | LEA |
|--------|--------|--------|--------|--------|--------|--------|--------|--------|--------|--------|--------|
| \$2573 | \$2753 | \$2863 | \$2977 | \$3096 | \$3220 | \$3349 | \$3483 | \$3622 | \$3767 | \$3918 | \$4631 |

OPTIONS

Add upcharge to list price and code to model number

| | | |
|----|---|----------|
| FR | PANELS CA 133 Fire Retardant - per yd. | \$90/yd. |
| MB | Moisture Barrier - per seat | \$125 |

| | | |
|-----|---------------------------|-------|
| GD | Ganging Brackets | \$52 |
| SBH | Special Height - per unit | \$295 |

OJAI MODULAR PLATFORM SEATING

Ojai Modular Platform seating is a versatile collection of modular benches with on-line tables.



OJAI BENCH WITH 2 SEATS AND CENTER ON-LINE TABLE



OJAI BENCH WITH 2 SEATS AND ON-LINE END TABLE ON RIGHT SIDE

ORDERING INFORMATION

To Order Please Specify:

- | | |
|----------------------------|---|
| 1) Series Name | 5) Wood Stain Selection for On-Line Table |
| 2) Model Number | 6) Fabric Grade & Number |
| 3) Quantity | 7) Optional Items |
| 4) Wood Stain Finish Color | |

OJAI GENERAL SPECIFICATIONS

Upholstery

Seat is covered in choice of fabric, vinyl, crypton, leather or COM. ERG uses only water based glues and adhesives in our upholstery process.

Frame Construction

Frame assembly is constructed of multi-ply hardwood, with tongue and groove construction. All foam is fully bonded to frame. Seat cushions are 4" graded high resiliency (H.R.) block foam, covered entirely with special bonded polyester fiber to protect final upholstery. No sag-springs are installed in seat along with interlocking helicoil springs to prevent sagging and provide additional seat support.

Platform

Wooden platform is solid maplewood that is finished in transparent wood stain colors. All stains, sealers and lacquers used by ERG are water based and 100% environmentally friendly.

Online Table

The online table, with or without the optional inset storage shelf and magazine rack, will be finished in a standard laminate to match your choice of six standard stain colors for the wood platform base.

Power / Comm

Units are available with RJ-45 (data) and power receptacles, please consult with your network administrator and ERG Customer Service.

Tables

For coordinating Occasional tables see the Ojai Occasional Series.

Series Note:

For more Ojai models - see Lounge section.

COLORS / FINISHES

Ojai Wood Stain Finish Colors:

ERG offers transparent wood stain color choices for Ojai wood frame, base, legs and armcaps. Please refer to Color Finishes publication.

ERG Stain Color

- Dark Walnut
- Pecan
- Smoky Charcoal
- Wenge
- Natural Maple
- Cherry Maple

Matching Laminate

- | | |
|-----------|-------------------|
| Laminati | Super Real Walnut |
| Formica | Glamour Cherry |
| Wilsonart | Asian Night |
| Wilsonart | Xanadu |
| Wilsonart | Kensington Maple |
| Wilsonart | Windsor Mahogany |

Note: On-Line Tables receiving stain will color match the wood frame unless specified otherwise.

OPTIONS

- CODE: FR - CA133 Fire Retardant.
- CODE: MB - Moisture Barrier.
- CODE: IMS - Inset Magazine Rack and Storage for On-Line Table.
- CODE: UFI - Upholstered Front, On-line Table.
- CODE: GF - Factory Ganging Preparation (field hardware included).

Note: Factory installed power/data available, see accessories section for details and pricing.



INSET MAGAZINE AND STORAGE SHELF



MAGAZINE RACK



UPHOLSTERED FRONT




POWER / DATA



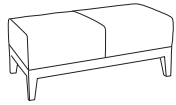
STORAGE SHELF

| DIMENSIONS | Two Seat | Three Seat | Two Seat w/ Online Table |
|----------------|---------------|---------------|-----------------------------|
| Seat Width: | 22" | 22" | 22" |
| Seat Depth: | 27" | 27" | 27" |
| Seat Height: | 18" | 18" | 18" |
| Back Height: | - | - | - |
| Overall Width: | 44" | 66" | 66" |
| Overall Depth: | 27" | 27" | 27" |
| Qty./Wt.: | 1 ea./64 lbs. | 1 ea./88 lbs. | 1 ea./140 lbs. |



OJAI 2 SEAT BENCH WITH CENTER ONLINE TABLE

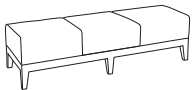
MODEL / DESCRIPTION / LIST PRICING



3018 Two Seat Bench

COM Yardage: 3 Yds.

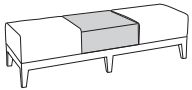
| COM | GR1 | GR2 | GR3 | GR4 | GR5 | GR6 | GR7 | GR8 | GR9 | GR10 | LEA |
|--------|--------|--------|--------|--------|--------|--------|--------|--------|--------|--------|--------|
| \$1985 | \$2123 | \$2208 | \$2297 | \$2389 | \$2484 | \$2583 | \$2687 | \$2794 | \$2906 | \$3022 | \$3572 |



3095 Bench Three Seat Bench

COM Yardage: 4.5 Yds.

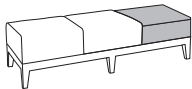
| COM | GR1 | GR2 | GR3 | GR4 | GR5 | GR6 | GR7 | GR8 | GR9 | GR10 | LEA |
|--------|--------|--------|--------|--------|--------|--------|--------|--------|--------|--------|--------|
| \$2678 | \$2865 | \$2980 | \$3099 | \$3223 | \$3352 | \$3486 | \$3625 | \$3770 | \$3921 | \$4078 | \$4820 |



3020 Bench with 2 Seats and Center On-Line Table

COM Yardage: 3 Yds.

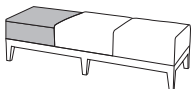
| COM | GR1 | GR2 | GR3 | GR4 | GR5 | GR6 | GR7 | GR8 | GR9 | GR10 | LEA |
|--------|--------|--------|--------|--------|--------|--------|--------|--------|--------|--------|--------|
| \$2625 | \$2809 | \$2921 | \$3038 | \$3159 | \$3286 | \$3417 | \$3554 | \$3696 | \$3844 | \$3998 | \$4725 |



3098 Bench with 2 Seats and On-Line End Table on Left Side

COM Yardage: 3 Yds.

| COM | GR1 | GR2 | GR3 | GR4 | GR5 | GR6 | GR7 | GR8 | GR9 | GR10 | LEA |
|--------|--------|--------|--------|--------|--------|--------|--------|--------|--------|--------|--------|
| \$2625 | \$2809 | \$2921 | \$3038 | \$3159 | \$3286 | \$3417 | \$3554 | \$3696 | \$3844 | \$3998 | \$4725 |



3099 Bench with 2 Seats and On-Line End Table on Right Side

COM Yardage: 3 Yds.

| COM | GR1 | GR2 | GR3 | GR4 | GR5 | GR6 | GR7 | GR8 | GR9 | GR10 | LEA |
|--------|--------|--------|--------|--------|--------|--------|--------|--------|--------|--------|--------|
| \$2625 | \$2809 | \$2921 | \$3038 | \$3159 | \$3286 | \$3417 | \$3554 | \$3696 | \$3844 | \$3998 | \$4725 |

OPTIONS

Add upcharge to list price and code to model number

| | | |
|-----|---|----------|
| FR | CA133 Fire Retardant per yard | \$90/yd. |
| MB | Moisture Barrier on seat - per seat | \$90 |
| IMS | Inset Magazine Rack and Storage for On-Line Table | \$480 |

| | | |
|-----|-----------------------------------|------|
| UFI | Upholstered Front - On-Line Table | \$95 |
| GF | Factory Ganging Preparation | \$38 |

PUFFET & MUFFET OTTOMAN

The Puffet can be used as a bench, an ottoman, or a table. The complimenting, scaled-down version, Muffet is ideal for children's areas and seating. Muffet is available in full round only.



FULL ROUND PUFFET (L) AND MUFFET (R)
WITH TWO FABRIC OPTION

ORDERING INFORMATION

- To Order Please specify:**
- 1) Series Name
 - 2) Model Number
 - 3) Quantity
 - 4) Fabric Grade and Number
 - 5) Laminate Choice (Optional Plinth)
 - 6) Optional Items/Finishes

PUFFET GENERAL SPECIFICATIONS

Frame Construction

Frame assembly is constructed of multi-ply hardwood, with tongue and groove construction. All foam is fully bonded to frame. Seat cushions are 5" graded high resiliency (H.R.) block foam, covered entirely with special bonded polyester fiber to protect final upholstery. No sag-springs are installed in along with interlocking helicoil springs to prevent sagging and provide additional seat support.

Upholstery

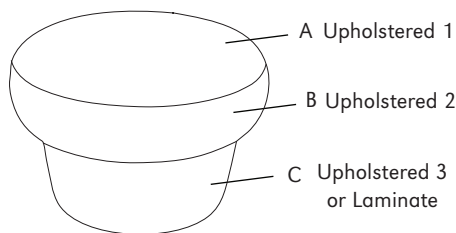
Seat and back are covered in choice of fabric, vinyl, crypton, leather or COM. (For matching patterned fabric allow 15% more yardage.) ERG uses only water based glues and adhesives in our upholstery process.

Optional Laminate Plinth Base

Replaces upholstery bottom with laminate instead of fabric. ERG offers over 1000 standard laminate choices from Nevamar, Wilsonart, Formica and Pionite.

Glides

Puffets come with factory installed, 2" nylon glides in Black. Optional wooden legs are made of solid Maple wood and are finished in choice of standard transparent wood stain colors.



Laminate Plinth Base at additional cost

Due to fabric design options it is necessary to include with your order a **sketch/layout** to specify which fabric is to be used on each area of the Muffet/Puffet. Use the callouts shown to define fabric areas in your sketch.

* For plinth please specify laminate choice


COLORS/FINISHES

Wood Stain Finish Colors:

All transparent wood stain colors available.

OPTIONS

- CODE: FR - CA133 Fire Retardant.
- CODE: MB - Moisture Barrier.
- CODE: PB - Laminate Plinth Base.
- CODE: WOD - Maple Wood Legs (Puffet).
- CODE: SBH - Special Height.
- CODE: 2FO - Two Fabric Option.
- CODE: 3FO - Three Fabric Option.



MAPLE WOOD LEG DETAIL



LAMINATE PLINTH BASE DETAIL

| DIMENSIONS | 30" Full | 36" Full | 24" Muffet |
|-----------------|---------------|---------------|---------------|
| Overall Depth: | 30" | 36" | 24" |
| Overall Width: | 30" | 36" | 24" |
| Overall Height: | 18" | 18" | 15" |
| Qty./Wt.: | 3 ea./78 lbs. | 1 ea./98 lbs. | 1 ea./36 lbs. |



FULL ROUND ROUND PUFFET AND MUFFET

MODEL / DESCRIPTION / LIST PRICING



1353 Muffet Full Round Ottoman 24" Dia.

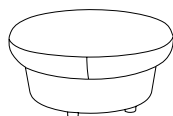
COM Yardage: Total: 3.5 Yds. / Top: 2 Yds. / Base: 1.5 Yds.

| COM | GR1 | GR2 | GR3 | GR4 | GR5 | GR6 | GR7 | GR8 | GR9 | GR10 | LEA |
|-------|--------|--------|--------|--------|--------|--------|--------|--------|--------|--------|--------|
| \$962 | \$1029 | \$1070 | \$1113 | \$1158 | \$1204 | \$1252 | \$1302 | \$1354 | \$1408 | \$1465 | \$1731 |

1353-RB Muffet Full Round Ottoman 24" Dia. - Recessed Kick Base

COM Yardage: Total: 3.5 Yds. / Top: 2 Yds. / Base: 1.5 Yds.

| COM | GR1 | GR2 | GR3 | GR4 | GR5 | GR6 | GR7 | GR8 | GR9 | GR10 | LEA |
|--------|--------|--------|--------|--------|--------|--------|--------|--------|--------|--------|--------|
| \$1101 | \$1179 | \$1226 | \$1275 | \$1326 | \$1379 | \$1434 | \$1491 | \$1551 | \$1613 | \$1677 | \$1983 |



3493 Puffet Full Round Ottoman 30" Dia.

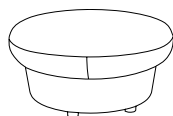
COM Yardage: Total: 4.5 Yds. / Top: 2.5 Yds. / Base: 2 Yds.

| COM | GR1 | GR2 | GR3 | GR4 | GR5 | GR6 | GR7 | GR8 | GR9 | GR10 | LEA |
|--------|--------|--------|--------|--------|--------|--------|--------|--------|--------|--------|--------|
| \$2165 | \$2317 | \$2409 | \$2506 | \$2606 | \$2710 | \$2819 | \$2931 | \$3049 | \$3171 | \$3297 | \$3897 |

3493-RB Puffet Full Round Ottoman 30" Dia. - Recessed Kick Base

COM Yardage: Total: 4.5 Yds. / Top: 2.5 Yds. / Base: 2 Yds.

| COM | GR1 | GR2 | GR3 | GR4 | GR5 | GR6 | GR7 | GR8 | GR9 | GR10 | LEA |
|--------|--------|--------|--------|--------|--------|--------|--------|--------|--------|--------|--------|
| \$2317 | \$2480 | \$2579 | \$2682 | \$2789 | \$2901 | \$3017 | \$3137 | \$3263 | \$3393 | \$3529 | \$4171 |



3492 Puffet Full Round Ottoman 36" Dia.

COM Yardage: Total: 4.75 Yds. / Top: 2.75 Yds. / Base: 2 Yds.

| COM | GR1 | GR2 | GR3 | GR4 | GR5 | GR6 | GR7 | GR8 | GR9 | GR10 | LEA |
|--------|--------|--------|--------|--------|--------|--------|--------|--------|--------|--------|--------|
| \$2611 | \$2794 | \$2906 | \$3022 | \$3143 | \$3269 | \$3400 | \$3535 | \$3677 | \$3824 | \$3977 | \$4700 |

3492-RB Puffet Full Round Ottoman 36" Dia. Recessed Kick Base

COM Yardage: Total: 4.75 Yds. / Top: 2.75 Yds. / Base: 2 Yds.

| COM | GR1 | GR2 | GR3 | GR4 | GR5 | GR6 | GR7 | GR8 | GR9 | GR10 | LEA |
|--------|--------|--------|--------|--------|--------|--------|--------|--------|--------|--------|--------|
| \$2779 | \$2974 | \$3093 | \$3217 | \$3345 | \$3479 | \$3618 | \$3763 | \$3913 | \$4070 | \$4233 | \$5003 |

OPTIONS

Add upcharge to list price and code to model number

| | | |
|-----|-------------------------------|----------|
| FR | CA133 Fire Retardant per yard | \$90/yd. |
| MB | Moisture Barrier - per seat | \$125 |
| PB | Laminate Plinth Base | \$360 |
| WOD | Maple Wood Legs (Puffet only) | \$96 |

| | | |
|-----|---------------------|-------|
| 2FO | Two fabric option | \$98 |
| 3FO | Three fabric option | \$148 |
| SBH | Special Height | \$295 |

SOFI BENCH

The Sofi Bench offers sturdy styling and is ideal for any foyer or public seating areas. Available in single, double or triple benches with rounded or squared corners. Your choice of round or square bases.



SQUARED CORNER SOFI BENCH
WITH FLATCUT BASE



ASSORTMENT OF SOFI BENCHES AND BASES

ORDERING INFORMATION

To Order Please Specify:

- | | |
|-----------------|---------------------------------|
| 1) Series Name | 4) Fabric Grade and Number |
| 2) Model Number | 5) Specify Square or Round Base |
| 3) Quantity | 5) Optional Items |

SAMBA GENERAL SPECIFICATIONS

Upholstery

Seat is covered in choice of fabric, vinyl, crypton, leather or COM. ERG uses only water based glues and adhesives in our upholstery process.

Seat Frame

Frame assembly is constructed of multi-ply hardwood. All foam is fully bonded to frame. Seat cushions are 4.5" graded high resiliency (H.R.) block foam, covered entirely with special bonded polyester fiber to protect final upholstery.

Base

Flatcut - Round 17" diameter base with 4 adjustable glides. Column size is 3" diameter. Available in standard powder coat colors or optional polished chrome.

Sawyer - Square 16" base with 4 adjustable glides. Column size is 2" square. Available in standard powder coat finishes or optional satin chrome.

COLORS / FINISHES

Metal Base Finish


Standard powder coat colors or optional polished chrome or satin chrome available.

OPTIONS

- CODE: FR - CA133 Fire Retartant
- CODE: MB - Moisture Barrier.
- CODE: PCF - Polished Chrome - Flatcut Base - Single Pedestal
- CODE: PCF2 - Polished Chrome - Flatcut Base - Double Pedestal
- CODE: PCS - Satin Chrome - Sawyer Base - Single Pedestal
- CODE: PCS2 - Satin Chrome - Sawyer Base - Double Pedestal



FLATCUT BASE



SAWYER BASE

| DIMENSIONS | Single | Double | Triple |
|-----------------|--------|--------|---------|
| Overall Depth: | 23" | 23" | 23" |
| Overall Width: | 23" | 48" | 60" |
| Overall Height: | 18" | 18" | 18" |
| Qty./Wt.: | 50 lbs | 90 lbs | 110 lbs |



ROUNDED CORNER SOFI BENCH
WITH FLATCUT BASES

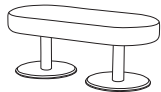
MODEL / DESCRIPTION / LIST PRICING



3170 Round Single Seat Bench with Flatcut Base

COM Yardage: 1.25 Yd.

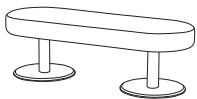
| COM | GR1 | GR2 | GR3 | GR4 | GR5 | GR6 | GR7 | GR8 | GR9 | GR10 | LEA |
|-------|-------|--------|--------|--------|--------|--------|--------|--------|--------|--------|--------|
| \$910 | \$974 | \$1013 | \$1054 | \$1096 | \$1140 | \$1185 | \$1233 | \$1282 | \$1333 | \$1386 | \$1639 |



3172 Round Double Seat Bench with Flatcut Bases

COM Yardage: 2.25 Yds.

| COM | GR1 | GR2 | GR3 | GR4 | GR5 | GR6 | GR7 | GR8 | GR9 | GR10 | LEA |
|--------|--------|--------|--------|--------|--------|--------|--------|--------|--------|--------|--------|
| \$1639 | \$1754 | \$1824 | \$1897 | \$1973 | \$2052 | \$2134 | \$2219 | \$2308 | \$2400 | \$2496 | \$2950 |



3174 Round Triple Seat Bench with Flatcut Bases

COM Yardage: 2.75 Yds.

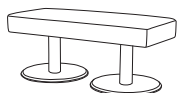
| COM | GR1 | GR2 | GR3 | GR4 | GR5 | GR6 | GR7 | GR8 | GR9 | GR10 | LEA |
|--------|--------|--------|--------|--------|--------|--------|--------|--------|--------|--------|--------|
| \$1776 | \$1900 | \$1976 | \$2055 | \$2137 | \$2223 | \$2311 | \$2404 | \$2500 | \$2600 | \$2704 | \$3196 |



3176 Squared Corner Single Seat Bench with Flatcut Base

COM Yardage: 1.25 Yd.

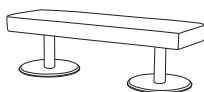
| COM | GR1 | GR2 | GR3 | GR4 | GR5 | GR6 | GR7 | GR8 | GR9 | GR10 | LEA |
|-------|-------|--------|--------|--------|--------|--------|--------|--------|--------|--------|--------|
| \$926 | \$991 | \$1031 | \$1072 | \$1115 | \$1159 | \$1206 | \$1254 | \$1304 | \$1356 | \$1410 | \$1667 |



3178 Squared Corner Double Seat Bench with Flatcut Bases

COM Yardage: 2.25 yds.

| COM | GR1 | GR2 | GR3 | GR4 | GR5 | GR6 | GR7 | GR8 | GR9 | GR10 | LEA |
|--------|--------|--------|--------|--------|--------|--------|--------|--------|--------|--------|--------|
| \$1654 | \$1770 | \$1840 | \$1914 | \$1990 | \$2070 | \$2153 | \$2239 | \$2329 | \$2422 | \$2519 | \$2977 |



3180 Squared Corner Triple Seat Bench with Flatcut Bases

COM Yardage: 2.75 yds.


| COM | GR1 | GR2 | GR3 | GR4 | GR5 | GR6 | GR7 | GR8 | GR9 | GR10 | LEA |
|--------|--------|--------|--------|--------|--------|--------|--------|--------|--------|--------|--------|
| \$1792 | \$1918 | \$1995 | \$2074 | \$2157 | \$2244 | \$2333 | \$2427 | \$2524 | \$2625 | \$2730 | \$3226 |

OPTIONS

Add upcharge to list price and code to model number

| | | | | | |
|----|-------------------------------|----------|------|--|-------|
| FR | CA133 Fire Retartant per yard | \$90/yd. | PCF | Polished Chrome - Flatcut Base - Single Pedestal | \$75 |
| MB | Moisture Barrier - per seat | \$125 | PCF2 | Polished Chrome - Flatcut Base - Double Pedestal | \$145 |

| DIMENSIONS | Single | Double | Triple |
|-----------------|--------------|--------------|---------------|
| Overall Depth: | 23" | 23" | 23" |
| Overall Width: | 23" | 48" | 60" |
| Overall Height: | 18" | 18" | 18" |
| Qty./Wt.: | 1 ea./50 lbs | 1 ea./90 lbs | 1 ea./110 lbs |



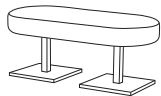
SQUARED CORNER SOFI BENCH
WITH SAWYER BASES

MODEL / DESCRIPTION / LIST PRICING



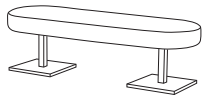
3182 Round Single Seat Bench with Sawyer Base COM Yardage: 1.25 Yd.

| COM | GR1 | GR2 | GR3 | GR4 | GR5 | GR6 | GR7 | GR8 | GR9 | GR10 | LEA |
|--------|--------|--------|--------|--------|--------|--------|--------|--------|--------|--------|--------|
| \$1025 | \$1097 | \$1140 | \$1186 | \$1233 | \$1283 | \$1334 | \$1387 | \$1443 | \$1501 | \$1561 | \$1845 |



3184 Round Double Seat Bench with Sawyer Bases COM Yardage: 2.25 Yds.

| COM | GR1 | GR2 | GR3 | GR4 | GR5 | GR6 | GR7 | GR8 | GR9 | GR10 | LEA |
|--------|--------|--------|--------|--------|--------|--------|--------|--------|--------|--------|--------|
| \$1875 | \$2007 | \$2087 | \$2170 | \$2257 | \$2347 | \$2441 | \$2539 | \$2641 | \$2746 | \$2856 | \$3376 |



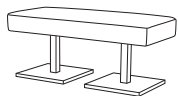
3186 Round Triple Seat Bench with Sawyer Bases COM Yardage: 2.75 Yds.

| COM | GR1 | GR2 | GR3 | GR4 | GR5 | GR6 | GR7 | GR8 | GR9 | GR10 | LEA |
|--------|--------|--------|--------|--------|--------|--------|--------|--------|--------|--------|--------|
| \$2007 | \$2147 | \$2233 | \$2322 | \$2415 | \$2512 | \$2612 | \$2717 | \$2825 | \$2938 | \$3056 | \$3612 |



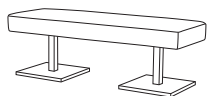
3188 Squared Corner Single Bench with Sawyer Base COM Yardage: 1.25 Yd.

| COM | GR1 | GR2 | GR3 | GR4 | GR5 | GR6 | GR7 | GR8 | GR9 | GR10 | LEA |
|-------|--------|--------|--------|--------|--------|--------|--------|--------|--------|--------|--------|
| \$957 | \$1024 | \$1064 | \$1107 | \$1151 | \$1197 | \$1245 | \$1295 | \$1347 | \$1401 | \$1457 | \$1722 |



3190 Squared Corner Double Seat Bench with Sawyer Bases COM Yardage: 2.25 Yds.

| COM | GR1 | GR2 | GR3 | GR4 | GR5 | GR6 | GR7 | GR8 | GR9 | GR10 | LEA |
|--------|--------|--------|--------|--------|--------|--------|--------|--------|--------|--------|--------|
| \$1890 | \$2022 | \$2103 | \$2187 | \$2275 | \$2366 | \$2460 | \$2559 | \$2661 | \$2768 | \$2878 | \$3402 |



3192 Squared Corner Triple Seat Bench with Sawyer Bases COM Yardage: 2.75 Yds.

| COM | GR1 | GR2 | GR3 | GR4 | GR5 | GR6 | GR7 | GR8 | GR9 | GR10 | LEA |
|--------|--------|--------|--------|--------|--------|--------|--------|--------|--------|--------|--------|
| \$2023 | \$2165 | \$2252 | \$2342 | \$2435 | \$2533 | \$2634 | \$2739 | \$2849 | \$2963 | \$3081 | \$3642 |

OPTIONS

Add upcharge to list price and code to model number

| | | | | | |
|----|-------------------------------|---------------|------|--|-------|
| FR | CA133 Fire Retartant per yard | \$90/yd. | SCS | Satin Chrome - Sawyer Base - Single Pedestal | \$125 |
| MB | Moisture Barrier - per seat | \$90 per seat | SCS2 | Satin Chrome - Sawyer Base - Double Pedestal | \$250 |

SYMPHONY SETTEE

The Symphony Settee is a perfect fit for Hotel lobbies and lounge settings. Designed to add character to any lobby, it can be used as a vignette in public seating areas with its elegant coordinating occasional tables and lounges.



SYMPHONY TWO AND THREE SEAT SETTEES

ORDERING INFORMATION

To Order Please Specify:

- 1) Series Name
- 2) Model Number
- 3) Quantity
- 4) Wood Leg Stain Color
- 5) Metal Frame Leg Powder Coat Color
- 6) Fabric Grade & Number
- 7) Optional Items

SYMPHONY GENERAL SPECIFICATIONS

Upholstery

Seat and back are covered in choice of fabric, vinyl, crypton, leather or COM. ERG uses only water based glues and adhesives in our upholstery process.

Frame Construction

Frame assembly is constructed of multi-ply hardwood, with tongue and groove construction. All foam is fully bonded to frame. Seat cushions are 3" graded high resiliency (H.R.) block foam, covered entirely with special bonded polyester fiber to protect final upholstery. No-sag springs are installed in seat along with interlocking helicoil springs to prevent sagging and provide additional seat support.

Wood Legs

Wood legs are 2.5" square and 8.5" tall tapered Hardrock maple wood.

Metal Legs

Symphony metal legs are .75" x 1.5" diameter, 14 gauge steel tubing with laser cut steel tapered plates braze welded.

Glides

Legs have black nylon glides installed.

Lounge and Tables

Symphony occasional tables are specified in Occasional Tables section and Symphony Lounge in the Lounge section of this book.

COLORS / FINISHES

Wood Frame Finish Colors:

Transparent wood stain colors.

Metal Frame Finish Colors

Standard powder coat colors available.

OPTIONS


- CODE: FR - CA133 Fire Retardant.
- CODE: MB - Moisture Barrier.
- CODE: PIP - Piping horizontally and vertically. For COM yardage add 1/4 yard.
- CODE: QD - Quad Tufted Seat Design.
- CODE: VD - V-Pattern Seat Design.
- CODE: 2FO - Two Fabric Option.
- CODE: 3FO - Three Fabric Option.

Note: For additional Piping, Quad Tufted or V-Pattern seat design details, please refer to the Symphony Lounge in the Lounge section of this book.

OPTIONS

Symphony offers two different style bases and legs.

- 1.) All Wood Frame
- 2.) All Metal Frame

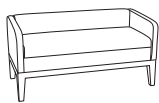


| DIMENSIONS | Two Seat | Three Seat |
|----------------|---------------|----------------|
| Seat Width: | 46" | 70" |
| Seat Depth: | 20" | 20" |
| Seat Height: | 18.5" | 18.5" |
| Back Height: | 26" | 26" |
| Overall Width: | 50" | 74" |
| Overall Depth: | 24" | 24" |
| Qty./Wt.: | 1 ea./50 lbs. | 1 ea./110 lbs. |



THREE SEAT SETTEE

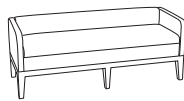
MODEL / DESCRIPTION / LIST PRICING



4970 Two Seat Settee

COM Yardage: 5.75 Yds. / Back: 1.5 Yds. / Seat: 1.75 Yds. / Arms: 2.5 Yds.

| COM | GR1 | GR2 | GR3 | GR4 | GR5 | GR6 | GR7 | GR8 | GR9 | GR10 | LEA |
|--------|--------|--------|--------|--------|--------|--------|--------|--------|--------|--------|--------|
| \$2363 | \$2528 | \$2629 | \$2734 | \$2844 | \$2957 | \$3076 | \$3199 | \$3327 | \$3460 | \$3598 | \$4253 |



4972 Three Seat Settee

COM Yardage: 7.5 Yds. / Back: 2.5 Yds. / Seat: 2.5 Yds. / Arms: 2.5 Yds.

| COM | GR1 | GR2 | GR3 | GR4 | GR5 | GR6 | GR7 | GR8 | GR9 | GR10 | LEA |
|--------|--------|--------|--------|--------|--------|--------|--------|--------|--------|--------|--------|
| \$2993 | \$3202 | \$3330 | \$3463 | \$3602 | \$3746 | \$3896 | \$4052 | \$4214 | \$4382 | \$4557 | \$5387 |

Lounge and Tables

Symphony Occasional Tables are specified in Occasional Tables section and Symphony Lounge in the Lounge section of this book.



OPTIONS

Add upcharge to list price and code to model number

| | | |
|-----|-------------------------------------|----------|
| FR | CA 133 Fire Retardant per yard | \$90/yd. |
| MB | Moisture Barrier on seat - per seat | \$125 |
| 2FO | Two fabric option | \$98 |
| 3FO | Three fabric option | \$148 |

| | | |
|-----|---|-------|
| PIP | Accent Piping - per seat. Add 0.25 yd COM | \$59 |
| QD | Quad Tufted Seat Design | \$159 |
| VD | V-Pattern Seat Design | \$59 |

TERIANA BENCH

Teriana benches feature upholstered seats offered in choice of fabric on a welded steel tube base with self leveling glides. Available in two widths and two heights to coordinate with Teriana Lounge.

| DIMENSIONS | 36" Bench | 48" Bench |
|-------------------|--------------|--------------|
| Overall Depth: | 18" | 18" |
| Overall Width: | 36" | 48" |
| Overall Height: | 15" or 18" | 15" or 18" |
| Qty/Wt per carton | 1 ea. 35 lbs | 1 ea. 45 lbs |

*Teriana benches available in 15" and 18" heights.



TERIANA 48" BENCH

ORDERING INFORMATION

To Order Please specify:

- 1) Series Name
- 2) Model Number
- 3) Quantity
- 4) Fabric Grade and Number
- 5) Finish Color for Legs
- 6) Optional Items

TERIANA GENERAL SPECIFICATIONS

Steel Frame Construction

Teriana frames are made of .875" diameter, 14-gauge steel tubing with hand brazed welds. Bench frames available in two widths.

Upholstery

All foam is fully bonded to frame. Seat foam is 3" graded high resiliency (H.R.) block foam, covered entirely with special bonded polyester fiber to protect final upholstery. ERG uses only water based glues and adhesives in our upholstery process. Seat is covered in choice of fabric, vinyl, crypton, leather or COM.

Glides

All frames come with factory installed self leveling steel glides.

COLORS / FINISHES

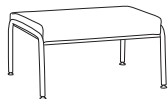
Metal Finishes:

Standard powder coat colors.

OPTIONS

- CODE: FR - CA133 Fire Retardant.
- CODE: MB - Moisture Barrier.
- CODE: SBH - Special Height.
- Teriana benches available in 15" and 18" heights.

MODEL / DESCRIPTION / LIST PRICING



| | | | | | | | | | | | | |
|-------------|------------------------------|--------|--------|--------|--------|--------|--------|--------|--------|--------|--------|-----------------------|
| 106A | 15"h x 36"w Bench – 1.5 Seat | | | | | | | | | | | COM Yardage: 1.25 Yd. |
| COM | GR1 | GR2 | GR3 | GR4 | GR5 | GR6 | GR7 | GR8 | GR9 | GR10 | LEA | |
| \$929 | \$994 | \$1034 | \$1075 | \$1118 | \$1163 | \$1210 | \$1258 | \$1308 | \$1361 | \$1415 | \$1673 | |

| | | | | | | | | | | | | |
|------------|------------------------------|--------|--------|--------|--------|--------|--------|--------|--------|--------|--------|-----------------------|
| 106 | 18"h x 36"w Bench – 1.5 Seat | | | | | | | | | | | COM Yardage: 1.25 Yd. |
| COM | GR1 | GR2 | GR3 | GR4 | GR5 | GR6 | GR7 | GR8 | GR9 | GR10 | LEA | |
| \$940 | \$1006 | \$1046 | \$1088 | \$1131 | \$1176 | \$1223 | \$1272 | \$1323 | \$1376 | \$1431 | \$1692 | |



| | | | | | | | | | | | | |
|-------------|----------------------------|--------|--------|--------|--------|--------|--------|--------|--------|--------|--------|------------------------|
| 107A | 15"h x 48"w Bench – 2 Seat | | | | | | | | | | | COM Yardage: 1.75 Yds. |
| COM | GR1 | GR2 | GR3 | GR4 | GR5 | GR6 | GR7 | GR8 | GR9 | GR10 | LEA | |
| \$1184 | \$1267 | \$1318 | \$1371 | \$1426 | \$1483 | \$1542 | \$1604 | \$1668 | \$1734 | \$1804 | \$2132 | |

| | | | | | | | | | | | | |
|------------|----------------------------|--------|--------|--------|--------|--------|--------|--------|--------|--------|--------|------------------------|
| 107 | 18"h x 48"w Bench – 2 Seat | | | | | | | | | | | COM Yardage: 1.75 Yds. |
| COM | GR1 | GR2 | GR3 | GR4 | GR5 | GR6 | GR7 | GR8 | GR9 | GR10 | LEA | |
| \$1205 | \$1290 | \$1341 | \$1395 | \$1451 | \$1509 | \$1569 | \$1632 | \$1697 | \$1765 | \$1836 | \$2170 | |

OPTIONS

Add upcharge to list price and code to model number

| | | | | | |
|----|-------------------------------|----------|-----|----------------|-------|
| FR | CA133 Fire Retardant per yard | \$90/yd. | SBH | Special Height | \$295 |
| MB | Moisture Barrier - per seat | \$125 | | | |


VENTURA METAL BENCH
STEEL FRAME UPHOLSTERED SEAT/TABLE

VENTURA METAL BENCH

The Ventura Metal Bench features two and three seat benches on substantial metal frames. Optional On-Line Tables can replace upholstered seat unit. Bench seating with your choice of fabric, laminate and metal frame color. Ideal for high use waiting areas.



2 SEAT BENCH



3 SEAT BENCH WITH OPTIONAL ARM CAPS

ORDERING INFORMATION

To Order Please Specify:

- | | |
|-------------------------------|--------------------------|
| 1) Series Name | 5) Frame Color / Finish |
| 2) Model Number | 6) Fabric Grade & Number |
| 3) Quantity | 7) Optional Items |
| 4) Arm Cap Selection / Finish | |

VENTURA METAL GENERAL SPECIFICATIONS

Frame Construction

Frame is constructed of 1" x 2" rectangular tube steel, braze welded for extra strength – **tested for 750 lbs per single seat.** Built in wall saver design. No-sag springs are installed in seat along with interlocking helicoil springs to prevent sagging and provide support. Back is supported with ultraflex spring webbing.

Upholstery

Ventura Metal Bench has fully upholstered seats. Seat cushions are 2" graded high resiliency (H.R.) block foam, covered entirely with special bonded polyester fiber to protect final upholstery. ERG uses only water based glues and adhesives in our upholstery process. Seat is covered in choice of fabric, vinyl, crypton, leather or COM.

Arm Caps

Standard with rectangular tube metal Arms. Solid Wood, Polyurethane and Solid Surface Arm Caps optional.

Table Tops

Table tops are laminated on all sides with your choice of over 1000 standard laminates.

Glides

Metal self leveling glides are installed on all benches.

COLORS / FINISHES

Metal Finish Colors:

Standard powder coat colors available.

Wood Stain for optional wood arm caps:


All transparent wood stain colors available.

OPTIONS

- CODE: FR - CA133 Fire Retardant.
- CODE: MB - Moisture Barrier.
- CODE: FRU - Field Recoverable Upholstery.
- CODE: VMAC2 - Arm Caps, Black Polyurethane.
- CODE: VMAC3 - Arm Caps, Charcoal Polyurethane.
- CODE: VMAC4 - Arm Caps, White Solid Surface (Coconut Gil - Gibraltar).
- CODE: VMAC5 - Arm Caps, Brown Solid Surface (Bronzite - Corian).
- CODE: VMAC6 - Arm Caps, Solid Wood.
- CODE: FM - Floor Mount.



3 PIECE UNIT WITH FLUSH CENTER TABLE AND OPTIONAL ARM CAPS



3 PIECE UNIT WITH LOWERED CENTER TABLE AND OPTIONAL ARM CAPS



WHITE SOLID SURFACE ARM CAP – VMAC4




BLACK POLYURETHANE ARM CAP – VMAC2



BROWN SOLID SURFACE ARM CAP – VMAC5



CHARCOAL POLYURETHANE ARM CAP – VMAC3



WOOD ARM CAP – VMAC6

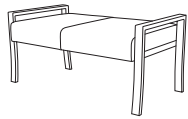
VENTURA METAL BENCH
STEEL FRAME UPHOLSTERED SEAT/TABLE

| DIMENSIONS | Two Seat | Three Seat | 3118 Table | 3120 Table |
|----------------|----------------|----------------|----------------|----------------|
| Overall Width: | 46" | 66" | 20.5" | 24" |
| Overall Depth: | 25" | 25" | 21.5" | 21.5" |
| Seat Height: | 18" | 18" | - | - |
| Arm Height: | 21" | 21" | - | - |
| Qty./Wt.: | 1 ea./110 lbs. | 1 ea./150 lbs. | 1 ea./140 lbs. | 1 ea./150 lbs. |



3 SEAT BENCH WITH OPTIONAL ARM CAPS
(Optional arm caps can be found on opposite page)

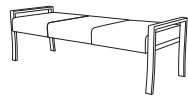
MODEL / DESCRIPTION / LIST PRICING



3114 Metal Two Seat Bench

COM Yardage: 2 Yds.

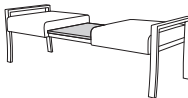
| COM | GR1 | GR2 | GR3 | GR4 | GR5 | GR6 | GR7 | GR8 | GR9 | GR10 | LEA |
|--------|--------|--------|--------|--------|--------|--------|--------|--------|--------|--------|--------|
| \$1904 | \$2037 | \$2118 | \$2203 | \$2291 | \$2383 | \$2478 | \$2577 | \$2680 | \$2788 | \$2899 | \$3427 |



3116 Metal Three Seat Bench

COM Yardage: 3 Yds.

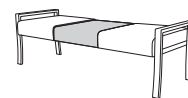
| COM | GR1 | GR2 | GR3 | GR4 | GR5 | GR6 | GR7 | GR8 | GR9 | GR10 | LEA |
|--------|--------|--------|--------|--------|--------|--------|--------|--------|--------|--------|--------|
| \$2683 | \$2871 | \$2985 | \$3105 | \$3229 | \$3358 | \$3492 | \$3632 | \$3777 | \$3929 | \$4086 | \$4829 |



3118 Metal 3-Piece Unit w/Lowered Center Table

COM Yardage: 2 Yds.

| COM | GR1 | GR2 | GR3 | GR4 | GR5 | GR6 | GR7 | GR8 | GR9 | GR10 | LEA |
|--------|--------|--------|--------|--------|--------|--------|--------|--------|--------|--------|--------|
| \$2487 | \$2662 | \$2768 | \$2879 | \$2994 | \$3114 | \$3238 | \$3368 | \$3502 | \$3643 | \$3788 | \$4477 |



3120 Metal 3-Piece Unit w/Flush Center Table

COM Yardage: 2 Yds.

| COM | GR1 | GR2 | GR3 | GR4 | GR5 | GR6 | GR7 | GR8 | GR9 | GR10 | LEA |
|--------|--------|--------|--------|--------|--------|--------|--------|--------|--------|--------|--------|
| \$2725 | \$2915 | \$3032 | \$3153 | \$3280 | \$3411 | \$3547 | \$3689 | \$3837 | \$3990 | \$4150 | \$4905 |

OPTIONS

Add upcharge to list price and code to model number

| | | |
|-------|----------------------------------|-----------|
| FR | CA 133 Fire Retardant per yard | \$90/yd |
| MB | Moisture Barrier per seat | \$125 |
| VMAC2 | Polyurethane Arm Caps - Black | \$58 each |
| VMAC3 | Polyurethane Arm Caps - Charcoal | \$58 each |

| | | |
|-------|--------------------------------|------------|
| VMAC4 | Solid Surface Arm Caps - White | \$108 each |
| VMAC5 | Solid Surface Arm Caps - Brown | \$108 each |
| VMAC6 | Solid Wood Arm Caps | \$80 each |
| FM | Floor Mount - per unit | \$98 |

VENTURA WOOD BENCH

The Ventura Wood Bench features two and three seat benches on substantial wood frames. Optional On-Line Tables can replace upholstered seat unit. Bench seating with your choice of fabric, laminate and wood finish. Ideal for high use waiting areas.



2 SEAT BENCH



3 SEAT BENCH WITH OPTIONAL ARM CAPS

ORDERING INFORMATION

To Order Please Specify:

- | | |
|----------------------------|--------------------------|
| 1) Series Name | 5) Poly Arm Cap Color |
| 2) Model Number | 6) Fabric Grade & Number |
| 3) Quantity | 7) Table Finish |
| 4) Wood Stain Finish Color | 8) Optional Items |

VENTURA WOOD GENERAL SPECIFICATIONS

Frame Construction

The wood frame is constructed of solid Beech, re-enforced with welded steel frame seating supports. Built in wall saver design. No sag-springs are installed in seat along with interlocking helicoil springs to prevent sagging and provide support.

Upholstery

Ventura Wood Bench has fully upholstered seats. Seat cushions are 2" graded high resiliency (H.R.) block foam, covered entirely with special bonded polyester fiber to protect final upholstery. ERG uses only water based glues and adhesives in our upholstery process. Seat is covered in choice of fabric, vinyl, crypton, leather or COM.

Arm Caps

Standard with Polyurethane Arm Caps available in black or charcoal. Stain matched solid Wood Arm Caps are optional.

Table Tops

Table tops are laminated on all sides with your choice of over 1000 standard laminates. Wood Veneer, Solid Surface and Acrylic also available.

Glides

All frames come with factory installed self leveling steel glides.

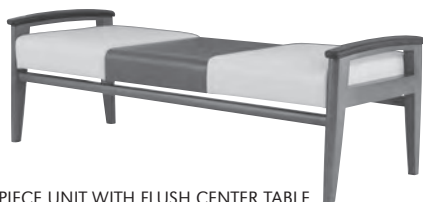
COLORS / FINISHES

Wood Stain Finish Colors:


All transparent wood stain colors available.

OPTIONS

- CODE: FR - CA133 Fire Retardant.
- CODE: MB - Moisture Barrier.
- CODE: 2FO - Two Fabric Option
- CODE: VWAC6 - Wood Arm Caps.



3 PIECE UNIT WITH FLUSH CENTER TABLE



3 PIECE UNIT WITH LOWERED CENTER TABLE



BLACK POLYURETHANE ARM CAP



CHARCOAL POLYURETHANE ARM CAP



OPTIONAL WOOD ARM CAP - **VWAC6**

VENTURA WOOD BENCH
WOOD FRAME UPHOLSTERED SEAT/TABLE

| DIMENSIONS | Two Seat | Three Seat | 3106 Table | 3108 Table |
|----------------|---------------|---------------|------------|------------|
| Overall Width: | 45" | 66" | 20.5" | 20.5" |
| Overall Depth: | 25" | 25" | 21.5" | 24" |
| Seat Height: | 18" | 18" | - | - |
| Arm Height: | 22" | 22" | - | - |
| Qty./Wt.: | 1 ea./45 lbs. | 1 ea./65 lbs. | call | call |



3 SEAT BENCH WITH OPTIONAL POLYURETHANE ARM CAPS

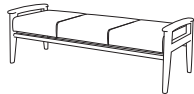
MODEL / DESCRIPTION / LIST PRICING



3040 Wood Two Seat Bench

COM Yardage: 2 Yds.

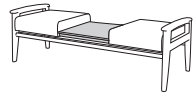
| COM | GR1 | GR2 | GR3 | GR4 | GR5 | GR6 | GR7 | GR8 | GR9 | GR10 | LEA |
|--------|--------|--------|--------|--------|--------|--------|--------|--------|--------|--------|--------|
| \$2042 | \$2185 | \$2273 | \$2364 | \$2458 | \$2556 | \$2659 | \$2765 | \$2876 | \$2991 | \$3110 | \$3676 |



3041 Wood Three Seat Bench

COM Yardage: 3 Yds.

| COM | GR1 | GR2 | GR3 | GR4 | GR5 | GR6 | GR7 | GR8 | GR9 | GR10 | LEA |
|--------|--------|--------|--------|--------|--------|--------|--------|--------|--------|--------|--------|
| \$2865 | \$3066 | \$3189 | \$3316 | \$3449 | \$3587 | \$3730 | \$3880 | \$4035 | \$4196 | \$4364 | \$5158 |

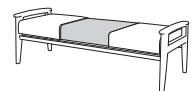


3042 Wood 3-Piece Unit w/Lowered Center Table

COM Yardage: 2 Yds.

| COM | GR1 | GR2 | GR3 | GR4 | GR5 | GR6 | GR7 | GR8 | GR9 | GR10 | LEA |
|--------|--------|--------|--------|--------|--------|--------|--------|--------|--------|--------|--------|
| \$2661 | \$2847 | \$2961 | \$3079 | \$3202 | \$3331 | \$3464 | \$3602 | \$3746 | \$3896 | \$4052 | \$4789 |

*For all other table surfaces call for price quote.




3043 Wood 3-Piece Unit w/Flush Center Table

COM Yardage: 2 Yds.

| COM | GR1 | GR2 | GR3 | GR4 | GR5 | GR6 | GR7 | GR8 | GR9 | GR10 | LEA |
|--------|--------|--------|--------|--------|--------|--------|--------|--------|--------|--------|--------|
| \$2906 | \$3110 | \$3234 | \$3364 | \$3498 | \$3638 | \$3784 | \$3935 | \$4092 | \$4256 | \$4426 | \$5232 |

*For all other table surfaces call for price quote.



WELDED STEEL CONSTRUCTION
Ventura Wood Lounge features a fully welded steel substructure for the ultimate in seating strength.

OPTIONS

Add upcharge to list price and code to model number

| | | |
|----|-------------------------------|---------|
| FR | CA133 Fire Retardant per yard | \$90/yd |
| MB | Moisture Barrier per seat | \$125 |

| | | |
|-------|---------------------------------|-------|
| 2FO | Two Fabric option | \$98 |
| VWAC6 | Wood Arm Caps in matching stain | \$118 |



WESTLAKE WOOD BENCH

Westlake Wood Benches offer stylish upholstered guest seating and is an environmentally preferred product which complement the Westlake multiple seating nicely.



TWO SEAT BENCH



TWO SEAT BENCH W/ CENTER ONLINE TABLE

ORDERING INFORMATION

To Order Please Specify:

- 1) Series Name
- 2) Model Number
- 3) Quantity
- 4) Wood Stain Finish Color
- 5) Select Table Laminate
- 6) Edge Selection & Color
- 7) Fabric Grade & Number
- 8) Optional Items

WESTLAKE LOUNGE GENERAL SPECIFICATIONS

Frame Construction

All hardwood frame with built-in wall saver design.

Seat

Large webbing stretched over hardwood frame. High resiliency foam applied and bonded.

Underseat

Steel welded frame with machine screwed attached to wood frame. Tested for **525 lbs per single seat**.

Upholstery

Your choice of fabric, vinyl or leather or COM.

Glides

Metal self leveling glides are factory installed. Adjustable glides optional.

COLORS / FINISHES

Wood Stain Finish Colors:

All transparent wood stain colors available.

OPTIONS

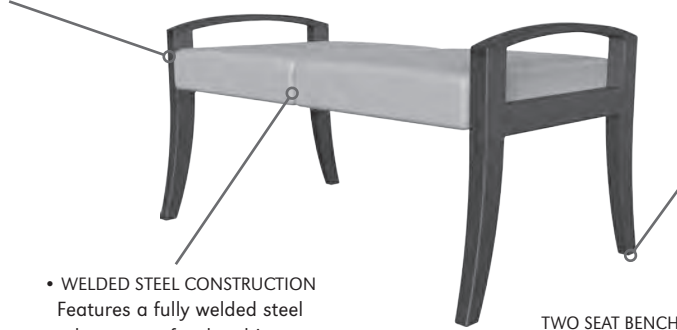
- CODE: FR - CA133 Fire Retardant.
- CODE: MB - Moisture Barrier.
- CODE: 2FO - Two Fabric Option.
- CODE: PAC - Poly Arm Caps, Black or Charcoal.
- CODE: AG - Adjustable Glides (set of 4)

bench features

• **SLIM PROFILE**
Slim profile seat and frame fits in tighter areas, ideal for waiting rooms...

• **WALL SAVER DESIGN**
Wall saver design helps protect walls & upholstery

• **WELDED STEEL CONSTRUCTION**
Features a fully welded steel substructure for the ultimate in seating strength.



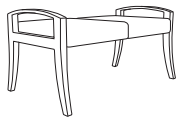
TWO SEAT BENCH

| DIMENSIONS | Two Seat Bench | Three Seat Bench |
|----------------------|----------------|------------------|
| Overall Height: | 22" | 22" |
| Overall Width: | 45" | 66" |
| Overall Depth: | 20" | 20" |
| Qty./Wt. per carton: | 1 ea./ 45 lbs | 1 ea./ 55 lbs |



TWO SEAT BENCH

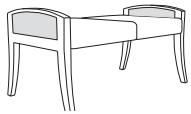
MODEL / DESCRIPTION / LIST PRICING



7228 Two Seat Bench / Curved Legs

COM Yardage: Seat 2 Yds.

| COM | GR1 | GR2 | GR3 | GR4 | GR5 | GR6 | GR7 | GR8 | GR9 | GR10 | LEA |
|--------|--------|--------|--------|--------|--------|--------|--------|--------|--------|--------|--------|
| \$1779 | \$1903 | \$1979 | \$2059 | \$2141 | \$2226 | \$2316 | \$2408 | \$2504 | \$2605 | \$2709 | \$3202 |



7229 Two Seat Bench / Uph Panel Insert / Curved Legs

COM Yardage: Seat/Panels 2.75 Yds.

| COM | GR1 | GR2 | GR3 | GR4 | GR5 | GR6 | GR7 | GR8 | GR9 | GR10 | LEA |
|--------|--------|--------|--------|--------|--------|--------|--------|--------|--------|--------|--------|
| \$1950 | \$2086 | \$2170 | \$2257 | \$2347 | \$2441 | \$2538 | \$2640 | \$2745 | \$2855 | \$2970 | \$3510 |



7230 Three Seat Bench / Curved Legs

COM Yardage: Seat 3 Yds.

| COM | GR1 | GR2 | GR3 | GR4 | GR5 | GR6 | GR7 | GR8 | GR9 | GR10 | LEA |
|--------|--------|--------|--------|--------|--------|--------|--------|--------|--------|--------|--------|
| \$2050 | \$2193 | \$2281 | \$2372 | \$2467 | \$2566 | \$2668 | \$2775 | \$2886 | \$3001 | \$3121 | \$3689 |



7231 Three Seat Bench / Uph Panel Insert / Curved Legs

COM Yardage: Seat/Panels 3.75 Yds.

| COM | GR1 | GR2 | GR3 | GR4 | GR5 | GR6 | GR7 | GR8 | GR9 | GR10 | LEA |
|--------|--------|--------|--------|--------|--------|--------|--------|--------|--------|--------|--------|
| \$2221 | \$2376 | \$2471 | \$2570 | \$2673 | \$2780 | \$2891 | \$3007 | \$3127 | \$3252 | \$3382 | \$3997 |



THREE SEAT BENCH W/
UPHOLSTERD PANEL INSERT

OPTIONS

Add upcharge to list price and code to model number

| | | |
|----|-------------------------------|---------|
| FR | CA133 Fire Retardant per yard | \$90/yd |
| MB | Moisture Barrier on seat | \$125 |
| AG | Adjustable Glide (set of 4) | \$38 |

| | | |
|-----|----------------------------------|-----------|
| 2FO | Two Fabric Option | \$98 |
| PAC | Poly Arm Caps, Black or Charcoal | \$48 each |

| | |
|----------------------|--|
| DIMENSIONS | Two Seat Bench with Lower Center Table |
| Overall Height: | 22" |
| Overall Width: | 66" |
| Overall Depth: | 20" |
| Qty./Wt. per carton: | 1 ea./ 55 lbs |



THREE SEAT BENCH / LOWER CENTER TABLE

(benches continued)

MODEL / DESCRIPTION / LIST PRICING



7232-L Two Seat Bench / Lower Center Table (Laminate) / Curved Legs

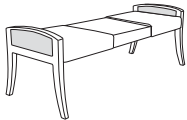
COM Yardage: Seat 2 Yds.

| COM | GR1 | GR2 | GR3 | GR4 | GR5 | GR6 | GR7 | GR8 | GR9 | GR10 | LEA |
|--------|--------|--------|--------|--------|--------|--------|--------|--------|--------|--------|--------|
| \$2050 | \$2193 | \$2281 | \$2372 | \$2467 | \$2566 | \$2668 | \$2775 | \$2886 | \$3001 | \$3121 | \$3689 |

7232-V Two Seat Bench / Lower Center Table (Veneer) / Curved Legs

COM Yardage: Seat 2 Yds.

| COM | GR1 | GR2 | GR3 | GR4 | GR5 | GR6 | GR7 | GR8 | GR9 | GR10 | LEA |
|--------|--------|--------|--------|--------|--------|--------|--------|--------|--------|--------|--------|
| \$2389 | \$2556 | \$2658 | \$2765 | \$2875 | \$2990 | \$3110 | \$3234 | \$3363 | \$3498 | \$3638 | \$4300 |



7233-L Two Seat Bench / Lower Center Table (Laminate) / Uph Panel Insert

COM Yardage: Seat/Panels 2 Yds.

| COM | GR1 | GR2 | GR3 | GR4 | GR5 | GR6 | GR7 | GR8 | GR9 | GR10 | LEA |
|--------|--------|--------|--------|--------|--------|--------|--------|--------|--------|--------|--------|
| \$2211 | \$2366 | \$2461 | \$2559 | \$2662 | \$2768 | \$2879 | \$2994 | \$3114 | \$3238 | \$3368 | \$3980 |

7233-V Two Seat Bench / Lower Center Table (Veneer) / Uph Panel Insert

COM Yardage: Seat/Panels 2.75 Yds.

| COM | GR1 | GR2 | GR3 | GR4 | GR5 | GR6 | GR7 | GR8 | GR9 | GR10 | LEA |
|--------|--------|--------|--------|--------|--------|--------|--------|--------|--------|--------|--------|
| \$2554 | \$2733 | \$2842 | \$2956 | \$3074 | \$3197 | \$3325 | \$3458 | \$3596 | \$3740 | \$3890 | \$4597 |

OPTIONS

Add upcharge to list price and code to model number

| | | |
|----|-------------------------------|---------|
| FR | CA133 Fire Retardant per yard | \$90/yd |
| MB | Moisture Barrier on seat | \$125 |
| AG | Adjustable Glide (set of 4) | \$38 |

| | | |
|-----|----------------------------------|-----------|
| 2FO | Two Fabric Option | \$98 |
| PAC | Poly Arm Caps, Black or Charcoal | \$48 each |

Let ERG International help you in the decision making!

We gladly provide tables for:

- Community Rooms
- Bars, Cafés, Restaurants
- Public Eating Areas
- Food Courts
- Student Study Centers
- Student Resident Halls
- Student Dining Areas
- Dining Halls
- Restaurants
- Medical Facilities
- Surgery Centers
- Emergency Rooms
- Corporate Dining Areas
- Government Institutions

Ordering Information 492

Table Quality Profile 493

Table Options Matrix 494

Custom Table Shapes 496

Table Shapes and Seating Guide 497

Table Spotlight 498

Table Edges and Profiles 500

Cafe Tables 502

Arccos 506

Archer 510

Beta 514

Brandon 518

Cayman 527

Corsa 531

Crossfire 536

Dome 543

Elliot 545

Flatcut 549

Flight 551

Harmony 553

Luna 557

Maya 564

Monaco 566

Montego 571

Napoli 573

Orlando 577

Parma 579

Perla 581

Post 583

Sawyer 589

Starla 591

Strata 593

Trumpet 598

Turner 601

Table Tops 605

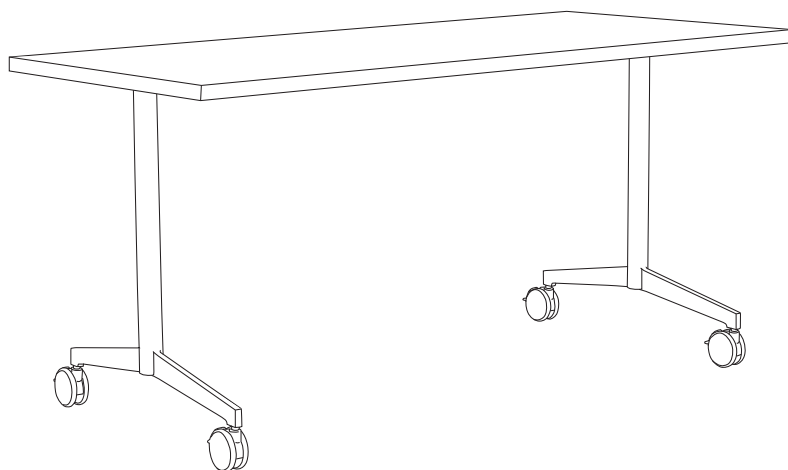


TABLE TOPS

All table tops are 1.25" overall thickness unless otherwise noted. Core material is high density particle board with no added urea formaldehyde. We install backing material to the underside of each table. All glue used in our process is 100% water soluble, nontoxic and environmentally friendly.

Table tops can be finished in your choice of laminate, wood veneer Corian or Solid Surface (where available).

T-Nuts and Screws: ERG never uses wood screws. All bases are connected to table tops with metal inserts. Steel machine screws are then inserted into metal inserts, for a metal-to-metal connection.

Laminate samples can be obtained from these manufacturers by contacting them direct at the numbers or websites listed below:

LAMINATES

ERG offers over 1000 standard laminate choices from Nevamar, Wilsonart, Formica and Pionite. To verify if your laminate is standard with ERG, please call ERG Customer Service. Some laminates carry a premium upcharge. ERG can "special order" laminates made by other manufacturers. Please call Customer Service with your request.

| | | |
|-----------|--------------|-------------------------------|
| NEVAMAR | 800-638-4380 | www.nevamar.com |
| WILSONART | 800-433-3222 | samples.wilsonartcontract.com |
| FORMICA | 800-367-6422 | www.formica.com |
| PIONITE | 800-746-6483 | www.pionite.com |
| CHEMETAL | 800-807-7341 | www.chemetalco.com |
| LAMINART | 800-323-7624 | www.laminart.com |

SOLID SURFACE / STONE TOP

ERG offers Corian Solid Surface and Stone tops in many selections. Call ERG Customer Service with your requirements.

| | | |
|--------|--------------|----------------|
| CORIAN | 800-436-6072 | www.corian.com |
|--------|--------------|----------------|

ERG LAMINATE / PVC EDGE CROSS REFERENCE GUIDE

ERG has put together the following laminate guide to assist our customers in choosing laminates that closely match ERG's PVC edge colors. ERG carries many in stock laminates. Please call Customer Service for ERG laminate colors.

Solid PVC Edges

Matching Laminate

| | |
|------------|---------------------------------|
| Almond | Wilsonart Natural Almond D30-60 |
| Black | Formica Black 909-58 |
| Burgundy | Pionite Plum SP402 |
| Charcoal | Wilsonart Slate Grey D91-60 |
| Dark Brown | No Match |
| Gray | Formica Fog 961-58 |
| Sand | Wilsonart Haze D97-60 |
| Red | Formica Stop Red 839-58 |
| Taupe | Wilsonart Pepperdust D327-60 |
| White | Wilsonart Frosty White 1573-60 |

3mm Woodtone PVC

Matching Laminate

| | |
|------------------|---|
| Natural Maple | Wilsonart Kensington Maple Matte 10776-60 |
| Crown Cherry | Nevamar Crown Cherry W8294T |
| Wild Cherry | Nevamar Sovereign Cherry W8325T |
| Chocolate Pear | Nevamar Kona Blend WZ0028PV |
| Monticello Maple | Wilsonart Monticello Maple 7925-38 |
| Beigewood | Wilsonart Beigewood 7850-60 |
| Brazilwood | Wilsonart Brazilwood 7946-38 |
| Smoke | Wilsonart Asian Night 7949K-18 |
| Cherry Multiplex | No match |
| Maple Multiplex | No match |

3mm Euro PVC

Matching Laminate

| | |
|-----------------|------------------------------------|
| Silver Metallic | Wilsonart Satin Stainless 4830K-18 |
| Copper | Copper Look - no match |

HOW TO ORDER ERG TABLES

Ordering from ERG is simple and easy. When ordering, please follow these simple guidelines to ensure your table products are made exactly to your specifications. Exact information needed are specified with each series, the following is a general list of information that may need to be specified:

- Series Name
- Model Number
- Quantity
- Epoxy Base Color
- Laminate Name & Number
- Wood species selection
- Edge style and color
- Options

| Metal Finishes | | |
|---|-----------------------|-------------------|
| STANDARD POWDER COAT EPOXY FINISHES | | |
| Argento Metallic | Charcoal | Oiled Bronze |
| Black Gloss | Charcoal Textured | Orange Tangerine |
| Black Matte | Copper | Patina Textured |
| Black Shine | Hammertone Gray | Patriot Blue |
| Black Textured | Gray | Redwood |
| Black Wrinkle | Liberty Red | Rust Textured |
| Brushed Aluminum | Light Bronze Textured | Stardust |
| Burgundy | Mocha | Taupe |
| Canary Yellow | Moss | White |
| Cappuccino | Navy Blue | |
| (Not recommended for outdoor use) | | |
| Additional Finishes: Subject to Upcharge | | • Polished Chrome |

For finish color swatches and descriptions, please refer to our Colors & Finishes brochure or on the web: www.erginternational.com/finishes.php

| Wood Finishes | | |
|---|----------------------------|-------------------|
| TRANSPARENT WOOD STAINS | | |
| BEECHWOOD or MAPLEWOOD | | |
| Canary Yellow | Sage | Ultra Clear Maple |
| Sunset Orange | Pecan | Medium Walnut |
| Apple Red | Caramel | Dark Walnut |
| Bluebird | Natural Maple | Mahogany |
| Violet | Harvest Cherry | Smoky Charcoal |
| Leaf Green | Cherry Maple | Wengé |
| Honey Mustard | | |
| HI-DEFINITION VENEERS | | |
| Available only on Dekko or Pento series wood shell chairs | | |
| Tiramisu Biscotti (Dekko only) | Biscotti Natural US Walnut | |
| Natural US Walnut | Coffee Bean | |

For finish color swatches and descriptions, please refer to our Colors & Finishes brochure or on the web: www.erginternational.com/finishes.php

ERG STAIN FINISH COLOR / LAMINATE CROSS REFERENCE

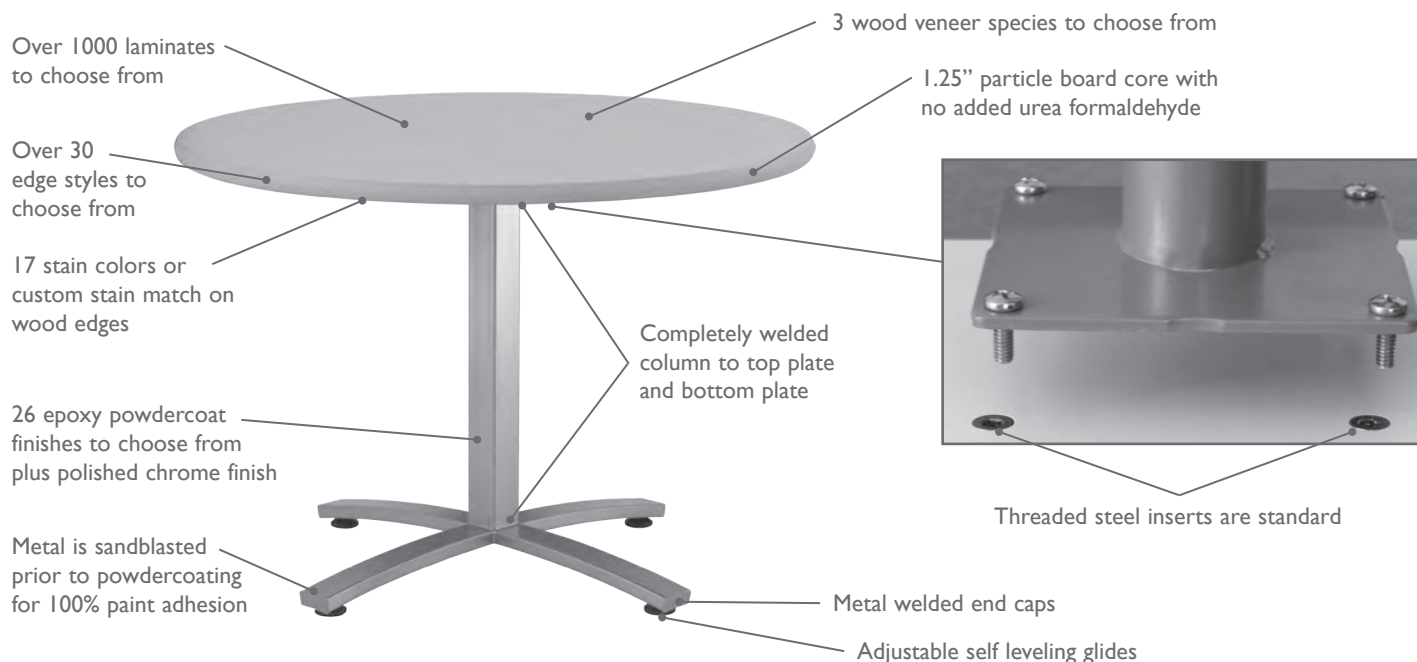
When ordering products that mix Laminate with solid Maple wood, ERG suggests the following laminate choices that are similar to ERG's wood stain finish colors.

To obtain a Maple wood sample please call ERG Customer Service Department and specify Natural Maple, Cherry Maple, Dark Walnut, Harvest Cherry or Wengé wood stain finish color.

To obtain a coordinating laminate sample, please call the appropriate laminate manufacturer.

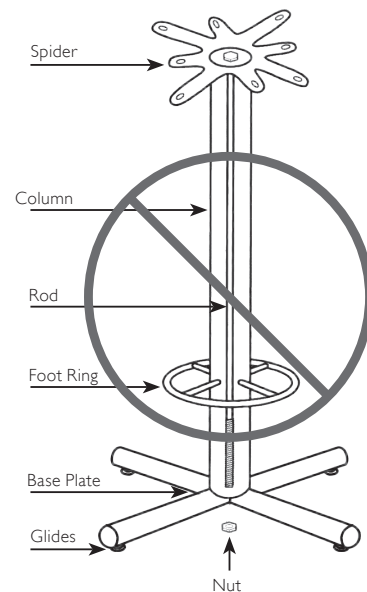
| ERG Wood Stain Finish Color | Matching Laminate | Laminate Maker | Product Number |
|-----------------------------|-------------------|----------------|----------------|
| Natural Maple | Kensington Maple | Wilsonart | #10776-60 |
| Cherry Maple | Windsor Mahogany | Wilsonart | #7039K-78 |
| Dark Walnut | Montana Walnut | Wilsonart | #7110K-78 |
| Wengé | Xanadu | Wilsonart | #7945K-18 |

Several table top materials to select from, including Laminate, Krystalcast®, 3form® Chroma, Solid Surface and more



- Our "top to base fit" guarantees the strongest table. All tabletops are shipped with pre-installed metal inserts to attach the base to the top with four machine screws. NO WOOD SCREWS ARE USED (wood screws will loosen over time and weaken the strength of the top as they are inserted directly into the wood core).
- Our Tabletop core material has no added urea formaldehyde. ERG complies with the California Air Resources Board (CARB) regulations and is CARB Phase I and Phase II compliant.
- Our factory uses ONLY 100% water-based products, including stains, lacquers, and adhesives.
- All welds are hand brazed and polished smooth. ERG gives you a truly complete one piece metal base. This means that you do not have to assemble the top plate, column and bottom base together as we have assembled and welded it for you.
- ERG sandblasts ALL METAL COMPONENTS including Table Bases which gives you the best powdercoat paint adherence in our industry!
- Most of our Table Bases have self-leveling adjustable steel glides. These specialty glides allow table leveling on the most uneven of floors.
- We are so confident in our packaging department that we GUARANTEE safe delivery 100% of the time. If you have ANY freight damage, ERG replaces the furniture Free of Charge. You do not need to handle freight claims! This is ERG's hassle-free freight Guarantee.
- ERG offers a Standard LIFETIME warranty on all steel table bases under conditions of normal use and maintenance.

Most ERG table bases are fully welded, guaranteeing optimum durability. The competition will offer you a 'Tie-Rod Assembly' which loosens over time.



USGBC and related logo is a trademark of the U.S. Green Building Council and is used by permission



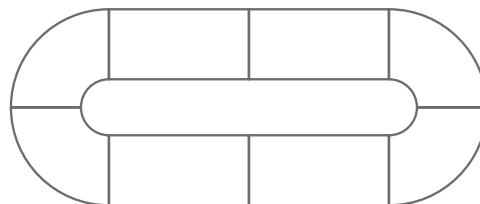
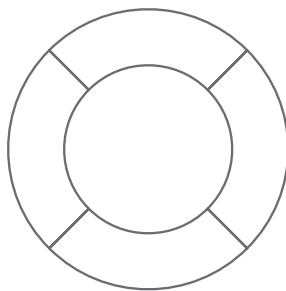
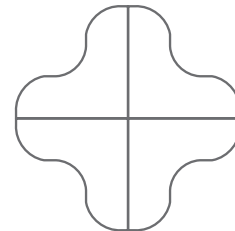
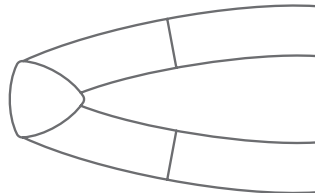
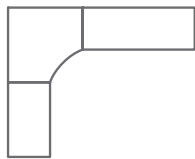
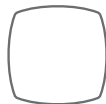
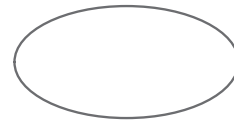
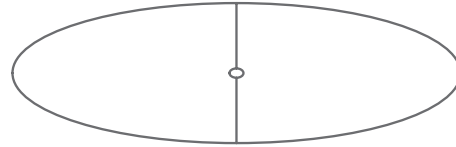
ERG maintains a consistent outstanding OSHA rating for a healthy workplace

| Table Series | Conference | Training | Cafe | Occasional | Adj. Height | Folding |
|--------------|------------|----------|------|------------|-------------|---------|
| Arccos | ✓ | ✓ | ✓ | | | ✓ |
| Archer | ✓ | ✓ | ✓ | | | |
| Ashton | | | | ✓ | | |
| Barri | | | ✓ | | | |
| Beta | ✓ | | | | | |
| Brandon | ✓ | ✓ | ✓ | | ✓ | ✓ |
| Burton | | | | ✓ | | |
| Cabana | | | | ✓ | | |
| Cabana Plus | | | | ✓ | | |
| Capri | | | | ✓ | | |
| Cayman | | ✓ | ✓ | ✓ | | |
| Cody | | | | ✓ | | |
| Corsa | | | ✓ | | | |
| Crossfire | ✓ | ✓ | ✓ | | | |
| Cube Plus | | | | ✓ | | |
| Dion | | | | ✓ | | |
| Dome | | | ✓ | | | |
| Duncan | | | | ✓ | | |
| Elliot | | | ✓ | ✓ | | |
| Erina | | | | ✓ | | |
| Flatcut | ✓ | | ✓ | | | |
| Flight | | ✓ | | | | |
| Geometra | | | | ✓ | | |
| Granada | | | | ✓ | | |
| Harmony | | | ✓ | ✓ | | |
| Luna | ✓ | ✓ | ✓ | | | |
| Maya | | | ✓ | | | |
| Monaco | | | ✓ | | | |
| Montego | | | ✓ | | | |
| Napoli | | | ✓ | | | |
| Newport | | | | ✓ | | |
| Ojai | | | | ✓ | | |
| Orlando | ✓ | ✓ | | ✓ | | |
| Parma | ✓ | ✓ | ✓ | | | |
| Perla | | | ✓ | | | |
| Post | ✓ | ✓ | ✓ | | | ✓ |
| Raven | | | | ✓ | | |
| Sawyer | ✓ | | ✓ | ✓ | | |
| Slam | | | | ✓ | | |
| Starla | | | ✓ | | | |
| Strata | | ✓ | | | | |
| Symphony | | | | ✓ | | |
| Trumpet | | | ✓ | | | |
| Turner | ✓ | ✓ | ✓ | | | |
| Ventura | | | | ✓ | | |
| Westlake | | | | ✓ | | |




















| Series | Flip-Top | Nesting | Modesty | Mobile | Bridged | Power | Dollies |
|-------------|----------|---------|---------|--------|---------|-------|---------|
| Arccos | ✓ | ✓ | ✓ | ✓ | ✓ | ✓ | ✓ |
| Archer | ✓ | ✓ | ✓ | ✓ | ✓ | ✓ | ✓ |
| Ashton | | | | | | | |
| Barri | | | | | | | |
| Beta | | | | | | ✓ | |
| Brandon | ✓ | ✓ | ✓ | ✓ | ✓ | ✓ | ✓ |
| Burton | | | | | | ✓ | |
| Cabana | | | | | | ✓ | |
| Cabana Plus | | | | | | ✓ | |
| Capri | | | | | | | |
| Cayman | | | | | | | |
| Cody | | | | | | | |
| Corsa | | | | | | | |
| Crossfire | ✓ | ✓ | ✓ | ✓ | ✓ | ✓ | ✓ |
| Cube Plus | | | | | | ✓ | |
| Dion | | | | | | | |
| Dome | | | | | | | |
| Duncan | | | | | | ✓ | |
| Elliot | | | | | | | |
| Erina | | | | | | | |
| Flatcut | | | | | | | |
| Flight | ✓ | ✓ | ✓ | ✓ | ✓ | ✓ | ✓ |
| Geometra | | | | | | ✓ | |
| Granada | | | | | | | |
| Harmony | | | | | | | |
| Luna | ✓ | ✓ | ✓ | ✓ | ✓ | ✓ | ✓ |
| Maya | | | | | | | |
| Monaco | | | | | | | |
| Montego | | | | | | | |
| Napoli | | | | | | | |
| Newport | | | | | | | |
| Ojai | | | | | | ✓ | |
| Orlando | | | | | | ✓ | |
| Parma | | | | | | ✓ | |
| Perla | | | | | | | |
| Post | | | ✓ | ✓ | ✓ | ✓ | ✓ |
| Raven | | | | | | ✓ | |
| Sawyer | | | | | | | |
| Slam | | | | | | | |
| Starla | | | | | | | |
| Strata | | | ✓ | ✓ | ✓ | ✓ | |
| Symphony | | | | | | | |
| Trumpet | | | | | | | |
| Turner | ✓ | ✓ | ✓ | ✓ | ✓ | ✓ | ✓ |
| Ventura | | | | | | | |
| Westlake | | | | | | | |

We Specialize in Custom Fabrication

- Custom design tops in many different shapes and sizes.
- Choice of corner radius or 90° corner detail for 3mm, wood.
- Custom cut-through top designs.
- Full solid surface and acrylic manufacturing capabilities.
- Custom fabrication of metal bases to fit your needs.



Bring us your custom design!

| Table Size (in Inches) | Seating | Table Size (in Inches) | Seating | Table Size (in Inches) | Seating |
|---|---------|--|---------|---|---------|
|  Round | | | | | |
| 24 | 2 | 48 x 108 | 8-10 | 48 x 120 | 8-10 |
| 30 | 2-3 | 48 x 120 | 8-10 | 48 x 144 | 10 |
| 36 | 3-4 | 48 x 144 | 10 | 60 x 144 | 10-12 |
| 42 | 4 | 48 x 168 | 10 | 60 x 168 | 12 |
| 48 | 4-5 | 48 x 192 | 10-12 | 60 x 192 | 12-14 |
| 54 | 4-6 | 60 x 96 | 8-10 | 60 x 216 | 14 |
| 60 | 6 | 60 x 108 | 8-10 | 60 x 240 | 16-18 |
| | | 60 x 120 | 10-12 | | |
| | | 60 x 144 | 10-12 |  Ellipse Shape | |
|  Square | | 60 x 168 | 12 | 27 x 72 | 6-8 |
| 24 x 24 | 2 | 60 x 192 | 12-14 | 32 x 84 | 6-8 |
| 30 x 30 | 2 | 60 x 216 | 14 | 36 x 96 | 8-10 |
| 36 x 36 | 4 | 60 x 240 | 16-18 | 41 x 108 | 8-10 |
| 42 x 42 | 4 | | | 45 x 120 | 8-10 |
| 48 x 48 | 4 |  Racetrack Shape | |  Trapezoid | |
| 54 x 54 | 4-8 | 42 x 72 | 6-8 | 24 x 48 | 2 |
| 60 x 60 | 8 | 42 x 84 | 6-8 | 30 x 60 | 2 |
| | | 42 x 96 | 8-10 | 36 x 72 | 3-4 |
|  Almost Square | | 48 x 72 | 6-8 |  Half Round | |
| 48 x 48 | 4 | 48 x 84 | 6-8 | 24 x 48 | 2 |
| 54 x 54 | 4-8 | 48 x 96 | 8-10 | 30 x 60 | 2 |
| 60 x 60 | 8 | 48 x 108 | 8-10 | 36 x 72 | 4 |
| | | 48 x 120 | 8-10 |  Quarter Round | |
|  Sort-a-Square (Dekko only) | | 48 x 144 | 10 | 24 | 2 |
| 24 x 24 | 2 | 48 x 168 | 10 | 30 | 2 |
| 30 x 30 | 2 | 48 x 192 | 10-12 | 36 | 3-4 |
| | | 60 x 96 | 8-10 |  Crescent | |
|  Sort-a-Round (Dekko only) | | 60 x 108 | 8-10 | 24 x 48 | 2 |
| 24 | 2 | 60 x 120 | 10-12 | 30 x 60 | 2 |
| 30 | 2 | 60 x 144 | 10-12 | 36 x 72 | 3-4 |
| 36 | 3-4 | 60 x 168 | 12 |  15° Wedge (Table Bridge) | |
|  Rectangle | | 60 x 192 | 12-14 | 15° - 24" Connecting Table | |
| 18 x 36 | 1 | 60 x 216 | 14 | 15° - 30" Connecting Table | |
| 18 x 38 | 1 | 60 x 240 | 16-18 | 15° - 36" Connecting Table | |
| 18 x 48 | 1-2 |  Boat Shape | |  30° Wedge (Table Bridge) | |
| 18 x 60 | 2 | 30 x 42 x 84 | 6-8 | 30° - 24" Connecting Table | |
| 18 x 72 | 3 | 30 x 42 x 96 | 8 | 30° - 30" Connecting Table | |
| 18 x 84 | 3-4 | 30 x 42 x 108 | 8-10 | 30° - 36" Connecting Table | |
| 18 x 96 | 4 | 30 x 42 x 120 | 8-10 |  45° Wedge (Table Bridge) | |
| 24 x 36 | 2 | 30 x 42 x 144 | 10 | 45° - 24" Connecting Table | |
| 24 x 38 | 2 | 36 x 48 x 84 | 8 | 45° - 30" Connecting Table | |
| 24 x 48 | 2 | 36 x 48 x 96 | 8 | 45° - 36" Connecting Table | |
| 24 x 60 | 2 | 36 x 48 x 108 | 8-10 |  60° Wedge (Table Bridge) | |
| 24 x 72 | 3 | 36 x 48 x 120 | 8-10 | 60° - 24" Connecting Table | |
| 24 x 84 | 3-4 | 36 x 48 x 144 | 10 | 60° - 30" Connecting Table | |
| 30 x 36 | 2 | 48 x 60 x 144 | 10-12 | 60° - 36" Connecting Table | |
| 30 x 48 | 2-4 | 48 x 60 x 168 | 12 |  90° Wedge (Table Bridge) | |
| 30 x 60 | 4 | 48 x 60 x 192 | 12-14 | 90° - 24" Connecting Table | |
| 30 x 72 | 6 | 48 x 60 x 216 | 14 | 90° - 30" Connecting Table | |
| 30 x 84 | 6 | 48 x 60 x 240 | 14-16 | 90° - 36" Connecting Table | |
| 30 x 96 | 8 |  Bow-End Shape | | | |
| 36 x 48 | 2-4 | 42 x 84 | 6-8 | | |
| 36 x 60 | 4-6 | 42 x 96 | 8-10 | | |
| 36 x 72 | 6-8 | 42 x 108 | 8-10 | | |
| 36 x 84 | 6-8 | 42 x 120 | 8-10 | | |
| 36 x 96 | 8-10 | 42 x 144 | 10 | | |
| 42 x 72 | 6-8 | 42 x 144 | 10 | | |
| 42 x 84 | 6-8 | 48 x 72 | 6-8 | | |
| 42 x 96 | 8-10 | 48 x 84 | 6-8 | | |
| 48 x 72 | 6-8 | 48 x 96 | 8-10 | | |
| 48 x 84 | 6-8 | 48 x 108 | 8-10 | | |
| 48 x 96 | 8-10 | | | | |

Please Note: This Seating and Table Guide is based on an overall chair width of approximately 22" to 24". Also, depending on which table base is used, seating guide may vary slightly.

Spotlight on ERG Table Tops

We are steel fabricators, welders, designers and, of course, table top makers!

We are manufacturers of strong, long-lasting tables. Tables that work.

Tables that: adjust- fold- flip- nest- roll- and ultimately are stationary.

1 – LAMINATE

Choose from thousands of colors and brands like Nevamar, Wilsonart, Formica, Pionite, Chemetal and Laminart (in house).



2 – ULTRA LIGHTWEIGHT LAMINATE

These tops, made from 100% recycled wood, are 18% lighter than our standard laminate tops (in house).



3 – WOOD VENEER & BUTCHER BLOCK

Choose from 9 water base stain finishes and 8 water based color stains using maple, cherry or oak veneer (in house).



4 – KRYSTALCAST®

Several edge profiles and limitless colors – a brilliant idea.



— see what ERG can offer you!

At ERG, your choices are only limited by your imagination!

Please don't forget the selection of table edges ERG International offers! The choices are incredible!

For more information, please refer to our table tops brochure in the Table Overview Section.

5 – **3FORM® CHROMA**

1" thick, many vibrant colors available
(in house).



6 – **SOLID SURFACE**

Brands like Avonite, Corian, Formica and
Wilsonart. (Fabricated in-house!)



7 – **STONE**

Many stone colors available.



**Table series are priced by table size and edge group.
Letter indicates edge code within price group.
Edges are 1.25" thick unless noted otherwise.**

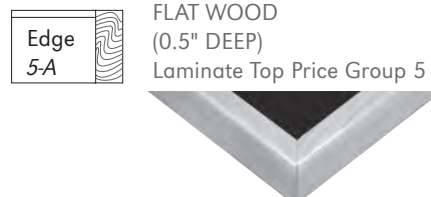
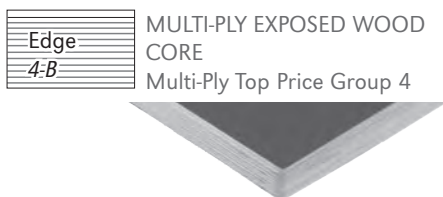

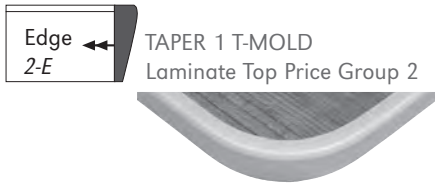
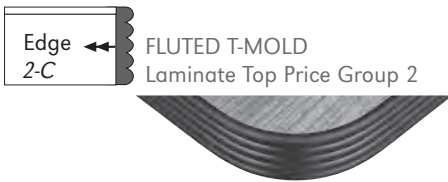

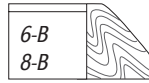



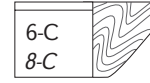
Table series are priced by table size and edge group.
Letter indicates edge code within price group.
Edges are 1.25" thick unless noted otherwise.



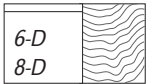
6-A
8-A **BULLNOSE WOOD**
Laminate Top Price Group 6
Veneer Top Price Group 8




6-B
8-B **BEVELED WOOD**
Laminate Top Price Group 6
Veneer Top Price Group 8



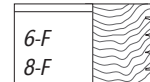

6-C
8-C **REVERSE BEVEL WOOD**
Laminate Top Price Group 6
Veneer Top Price Group 8




6-D
8-D **FLAT WOOD**
(1.25" DEEP)
Laminate Top Price Group 6
Veneer Top Price Group 8



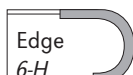

6-E
8-E **WATERFALL WOOD**
Laminate Top Price Group 6
Veneer Top Price Group 8



6-F
8-F **FLUTED WOOD**
Laminate Top Price Group 6
Veneer Top Price Group 8



Edge
6-G **RESIN FLAT**
Laminate Top Price Group 6




Edge
6-H **RESIN BULLNOSE**
Laminate Top Price Group 6



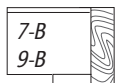

Edge
6-I **RESIN NO-DRIP**
Laminate Top Price Group 6



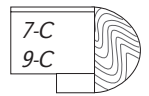

Edge
6-J **MULTI-PLY EXPOSED CORE**
REVERSE 60° KNIFE
Multi-Ply Top Price Group 6




7-A
9-A **BULLET WOOD 1.25"**
(1.75" DEEP)
Laminate Top Price Group 7
Veneer Top Price Group 9



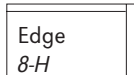

7-B
9-B **FLAT WOOD 1.75"**
(.5" DEEP)
Laminate Top Price Group 7
Veneer Top Price Group 9



7-C
9-C **WOOD BULLNOSE 1.75"**
Laminate Top Price Group 7
Veneer Top Price Group 9




Edge
8-G **3mm MAPLE WOOD**
Veneer Top Price Group 8



Edge
8-H **10mm VENEER SELF-EDGE**
Veneer Top Price Group 8



7-D
9-D **ORLANDO WOOD**
(2" Deep, 3" Radius Corner)
Laminate Top Price Group 7
Veneer Top Price Group 9



STANDARD DINING HEIGHT: 29" - 30"



Arccos



Archer



Brandon



Cayman



Corsa



Crossfire



Dome



Elliot



Flatcut



Harmony



Luna

Maya



Monaco



Montego



Napoli



Perla



Post/Roxby



Sawyer



Starla



Trumpet



Turner



STANDARD BAR HEIGHT: 42"
36" COUNTER HEIGHT AND CUSTOM HEIGHTS AVAILABLE



Arccos



Archer



Brandon



Cayman



Corsa



Crossfire



Dome



Elliot



Flatcut

Harmony



Maya



Monaco



Montego



Perla



Sawyer



Starla



Trumpet



Turner





SQUARE CAFÉ TABLE



ROUND CAFÉ TABLE



4 COLUMN CAFÉ TABLE

ORDERING INFORMATION

- | | |
|----------------------------|-------------------------------|
| 1) Series Name | 6) Laminate Selection and No. |
| 2) Model Number | 7) Edge Style Code and Color |
| 3) Size | 8) Wood Species |
| 4) Quantity | 9) Wood Stain Color |
| 5) Powder Coat Frame Color | 10) Optional Items |

ARCCOS CAFÉ BASE SPECIFICATIONS

Arccos X Base

| | |
|---------------------|--|
| Table Height | Table height is 29" to 30" depending on table top specified. Bar Height table is 42". |
| Column | 3" round 14 gauge steel tubing welded to base and top plate. |
| Base | 1.25", 14 gauge round tubular steel and .1875" flat plate steel. Base spread is 22", 26", 32" or 38" |
| Top Plate | Stamped steel, depending on size of tabletop: 8" x 8" square 11" X 11" square 24" x 24" square |
| Glides | Adjustable zinc rubber cushion glides |
| Assembly | Top plate is welded to the vertical column and the vertical column is welded to the horizontal base. No tie rod assembly. Base mounts to tabletop with 1/4-20 x 1" machine screws into metal inserts in top. |
| Finish | Choice of standard powder coat colors – See "Color Selections" brochure. |

Flip-Top Mechanism

Durable all-steel construction with a spring-loaded release handle and a safety catch to maintain flipped-up position.

TABLE TOP SPECIFICATIONS

Table Tops

Table top core is CARB Phase I & Phase II Compliant. Laminate, wood veneer and phenolic backing are glued with water based adhesives.

FINISHES

Laminate/Veneer Selections

ERG offers over 1000 standard laminate choices from Nevamar, Wilsonart, Formica and Pionite. Wood veneer is available in transparent stain colors - custom stain matching available.

Edge Selections:

ERG offers a wide variety of table top edge materials including PVC, wood, aluminum, resin and laminate.

Special Edge Note: When ganging or butting tables together, ERG recommends using 3mm flat edge or flat wood edge. Square tables using PVC T-edge will have a 2" radius on all corners. Table Bases and Legs

OPTIONS

- CODE: FLIP-X - Flip Top per X-base
- CODE: FLIP-T - Flip Top for two T-legs
- CODE: FOLD - Lightweight Folding Leg Mechanism per table
- CODE: FTCB - Flip-Top cross bar
- CODE: SB - Stretcher bar for tables under 72"
- CODE: STH - Special Table Height (other than 29")
- CODE: ULW - Ultra-lightweight table top
- CODE: RP - Painted Foot-ring for bar height
- CODE: CAS - Mobile Casters
- CODE: GD - Ganging
- TABLE ACCESSORIES - Grommets, Wire Management, Power and Communication Options, see the Accessories section of this book.



X-BASE FLIP-TOP DETAIL

MODEL / DESCRIPTION / LIST PRICING

ARCCOS | CAFÉ | ROUND



ROUND

| Model Number | Table Top Size | Shpg. Wght. | Base Spread | LAMINATE TOP ASSORTED EDGES | | | | | | | | | VENEER TOP | |
|--------------|----------------|-------------|-------------|-----------------------------|--------|--------|--------|--------|--------|--------|--------|--------|------------|--|
| | | | | GRP 1 | GRP 2 | GRP 3 | GRP 4 | GRP 5 | GRP 6 | GRP 7 | GRP 8 | GRP 9 | | |
| AR24D | 24" Dia. | 32 | 22"- X | \$621 | \$630 | \$701 | \$761 | \$882 | \$983 | \$1104 | \$1598 | \$1856 | | |
| AR30D | 30" Dia. | 43 | 26"- X | \$680 | \$693 | \$788 | \$867 | \$1028 | \$1161 | \$1321 | \$1806 | \$2039 | | |
| AR36D | 36" Dia. | 53 | 32"- X | \$852 | \$868 | \$981 | \$1077 | \$1273 | \$1434 | \$1628 | \$2248 | \$2552 | | |
| AR42D | 42" Dia. | 72 | 32"- X | \$979 | \$1000 | \$1147 | \$1273 | \$1526 | \$1736 | \$1988 | \$2640 | \$2933 | | |
| AR48D | 48" Dia. | 81 | 38"- X | \$1067 | \$1092 | \$1271 | \$1423 | \$1728 | \$1983 | \$2289 | \$2938 | \$3200 | | |
| AR54D | 54" Dia. | 56 | 38"- X | \$1230 | \$1258 | \$1462 | \$1634 | \$1981 | \$2270 | \$2618 | \$3376 | \$3689 | | |
| AR60D | 60" Dia. | 63 | 38"- 4COL | \$1320 | \$1353 | \$1587 | \$1787 | \$2188 | \$2522 | \$2924 | \$3679 | \$3962 | | |

ARCCOS | CAFÉ | SQUARE



SQUARE

| Model Number | Table Top Size | Shpg. Wght. | Base Spread | LAMINATE TOP ASSORTED EDGES | | | | | | | | | VENEER TOP | |
|--------------|----------------|-------------|-------------|-----------------------------|--------|--------|--------|--------|--------|--------|--------|--------|------------|--|
| | | | | GRP 1 | GRP 2 | GRP 3 | GRP 4 | GRP 5 | GRP 6 | GRP 7 | GRP 8 | GRP 9 | | |
| AR24S | 24" Sq. | 40 | 22"- X | \$627 | \$637 | \$711 | \$773 | \$899 | \$1004 | \$1129 | \$1621 | \$1878 | | |
| AR2430S | 24x30 Sq. | 49 | 22"- X | \$663 | \$675 | \$760 | \$834 | \$981 | \$1103 | \$1250 | \$1741 | \$1986 | | |
| AR30S | 30" Sq. | 54 | 26"- X | \$685 | \$698 | \$792 | \$872 | \$1032 | \$1166 | \$1326 | \$1818 | \$2053 | | |
| AR36S | 36" Sq. | 67 | 32"- X | \$862 | \$878 | \$994 | \$1094 | \$1294 | \$1460 | \$1660 | \$2282 | \$2582 | | |
| AR42S | 42" Sq. | 90 | 38"- X | \$949 | \$971 | \$1117 | \$1244 | \$1496 | \$1707 | \$1959 | \$2576 | \$2847 | | |
| AR48S | 48" Sq. | 107 | 38"- X | \$1013 | \$1038 | \$1208 | \$1353 | \$1644 | \$1887 | \$2179 | \$2793 | \$3042 | | |

ARCCOS | CAFÉ | RECTANGLE



RECTANGLE

| Model Number | Table Top Size | Shpg. Wght. | Base Spread | LAMINATE TOP ASSORTED EDGES | | | | | | | | | VENEER TOP | |
|--------------|----------------|-------------|-------------|-----------------------------|-------|--------|--------|--------|--------|--------|--------|--------|------------|--|
| | | | | GRP 1 | GRP 2 | GRP 3 | GRP 4 | GRP 5 | GRP 6 | GRP 7 | GRP 8 | GRP 9 | | |
| AR2448 | 24x48 Sq. | 70 | 2-22"- T | \$791 | \$806 | \$917 | \$1011 | \$1199 | \$1358 | \$1546 | \$2104 | \$2370 | | |
| AR2460 | 24x60 Sq. | 79 | 2-22"- T | \$827 | \$845 | \$968 | \$1074 | \$1285 | \$1462 | \$1672 | \$2229 | \$2482 | | |
| AR3048 | 30x48 Sq. | 79 | 2-22"- T | \$832 | \$849 | \$974 | \$1082 | \$1295 | \$1473 | \$1687 | \$2243 | \$2494 | | |
| AR3060 | 30x60 Sq. | 90 | 2-22"- T | \$877 | \$897 | \$1037 | \$1157 | \$1399 | \$1599 | \$1840 | \$2395 | \$2630 | | |

ARCCOS | CAFÉ | BAR HEIGHT



ROUND

| Model Number | Table Top Size | Shpg. Wght. | Base Spread | LAMINATE TOP ASSORTED EDGES | | | | | | | | | VENEER TOP | |
|--------------|----------------|-------------|-------------|-----------------------------|--------|--------|--------|--------|--------|--------|--------|--------|------------|--|
| | | | | GRP 1 | GRP 2 | GRP 3 | GRP 4 | GRP 5 | GRP 6 | GRP 7 | GRP 8 | GRP 9 | | |
| ARH24D | 24" Dia. | 40 | 22"- X | \$773 | \$784 | \$854 | \$916 | \$1036 | \$1137 | \$1258 | \$1936 | \$2314 | | |
| ARH30D | 30" Dia. | 50 | 26"- X | \$835 | \$847 | \$940 | \$1021 | \$1180 | \$1315 | \$1474 | \$2145 | \$2497 | | |
| ARH36D | 36" Dia. | 63 | 32"- X | \$995 | \$1012 | \$1125 | \$1222 | \$1416 | \$1578 | \$1771 | \$2565 | \$2981 | | |

OPTIONS

Add upcharge to list price and code to model number


| | | | | | |
|--------|---|-------|-----|---------------------------------------|----------------|
| FLIP-T | Flip-Top for two T-legs | \$358 | STH | Special Table Height (other than 29") | \$150 per base |
| FLIP-X | Flip-Top per X-base (up to 42" top maximum) | \$125 | ULW | Ultra-lightweight table top | \$190 |
| FOLD | Lightweight Folding Leg Mechanism per table | \$298 | RP | Painted Foot-ring for Bar Height | \$110 |
| FTCB | Flip-Top cross bar | \$150 | CAS | Mobile Casters per table - Black | \$98 |
| SB | Stretcher Bar for tables under 72" | \$80 | GD | Ganging per table | \$95 |



STATIONARY T BASE



Table Storage Dollies
See Accessories Section



T-LEG FLIP-TOP TABLE WITH CASTERS
AND POWER/DATA OPTIONS

ORDERING INFORMATION

- | | |
|----------------------------|-------------------------------|
| 1) Series Name | 6) Laminate Selection and No. |
| 2) Model Number | 7) Edge Style Code and Color |
| 3) Size | 8) Wood Species |
| 4) Quantity | 9) Wood Stain Color |
| 5) Powder Coat Frame Color | 10) Optional Items |

ARCCOS TRAINING BASE SPECIFICATIONS

Arccos T Base

- Table Height** Table height is 29" to 30" depending on table top specified.
- Column** 3" round or 1.5" x 3" oval 14 gauge steel tubing welded to base and top plate.
- Base** 1.25", 14 gauge round tubular steel and .1875" flat plate steel. Base spread is 16", 22", 26", 32" or 38"
- Top Plate** Stamped steel, depending on size of tabletop:
8" x 8" square
11" X 11" square
24" x 24" square
- Glides** Adjustable zinc rubber cushion steel glides
- Assembly** Top plate is welded to the vertical column and the vertical column is welded to the horizontal base. No tie rod assembly. Base mounts to tabletop with 1/4-20 x 1" machine screws into metal inserts in top. Stretcher steel bars are used on tops 72" and longer.
- Finish** Choice of standard powder coat colors – See "Color Selections" brochure.

Flip-Top Mechanism

Aluminum die-cast top plate and aluminum housing with single handle cable release.

Folding Mechanism

Lightweight nylon injection molded housing, cast aluminum pivot and metal locking slider. Rigid, taper locking design is activated by single lever that also locks in folded position.

TABLE TOP SPECIFICATIONS

Table Tops

Table top core is CARB Phase I & Phase II Compliant. Laminate, wood veneer and phenolic backing are glued with water based adhesives.

Ultra-Lightweight Table Tops

Ultra-lightweight tables have an exceptionally strong manufactured MDF top made from 100% recovered and recycled wood fiber with at least 25% post-industrial recycled fiber; the balance consisting of recovered waste fiber. Ultra-light tables are 18% lighter than standard tables.

FINISHES

Laminate/Veneer Selections

ERG offers over 1000 standard laminate choices from Nevamar, Wilsonart, Formica and Pionite. Wood veneer is available in transparent stain colors - custom stain matching available.


Edge Selections:

ERG offers a wide variety of table top edge materials including PVC, wood, aluminum, resin and laminate. Refer to the beginning of this Tables section for more details.

Special Edge Note: When ganging or butting tables together, ERG recommends using 3mm flat edge or flat wood edge. Square tables using PVC T-edge will have a 2" radius on all corners.

OPTIONS

- CODE: FLIP-T - Flip Top for two T-legs
- CODE: FOLD - Lightweight Folding Leg Mechanism per table
- CODE: FTCB - Flip-Top cross bar
- CODE: SB - Stretcher bar for tables under 72"
- CODE: STH - Special Table Height (other than 29")
- CODE: ULW - Ultra-lightweight table top
- CODE: CAS - Mobile Casters
- CODE: GD - Ganging
- TABLE ACCESSORIES - Grommets, Wire Management, Power and Communication Options, see the Accessories section of this book.
- MODESTY PANEL - Two versions, removable and folding, are available, see the Accessories section of this book.



FOLDING MECHANISM



T-LEG FLIP-TOP DETAIL



ARCCOS T-LEG PROFILE



SHOWN WITH CASTERS AND
ATLAS ELECTRICAL MODESTY PANEL (OPEN)

MODEL / DESCRIPTION / LIST PRICING

ARCCOS | RECTANGLE

RECTANGLE

| Model Number | Table Top Size | Shpg. Wght. | Base Spread | LAMINATE TOP ASSORTED EDGES | | | | | | | | | VENEER TOP | |
|--------------|----------------|-------------|-------------|-----------------------------|--------|--------|--------|--------|--------|--------|--------|--------|------------|--|
| | | | | GRP 1 | GRP 2 | GRP 3 | GRP 4 | GRP 5 | GRP 6 | GRP 7 | GRP 8 | GRP 9 | | |
| AR1836 | 18 X 36 | 48 | 2-16"- T | \$704 | \$714 | \$794 | \$862 | \$999 | \$1112 | \$1247 | \$1809 | \$2104 | | |
| AR1848 | 18 X 48 | 55 | 2-16"- T | \$732 | \$744 | \$835 | \$911 | \$1066 | \$1194 | \$1347 | \$1908 | \$2192 | | |
| AR1860 | 18 X 60 | 62 | 2-16"- T | \$761 | \$775 | \$876 | \$962 | \$1134 | \$1277 | \$1448 | \$2008 | \$2283 | | |
| AR1872 | 18 X 72 | 69 | 2-16"- T | \$886 | \$903 | \$1013 | \$1108 | \$1298 | \$1454 | \$1643 | \$2317 | \$2658 | | |
| AR1884 | 18 X 84 | 90 | 2-16"- T | \$936 | \$954 | \$1082 | \$1191 | \$1409 | \$1591 | \$1809 | \$2481 | \$2805 | | |
| AR1896 | 18 X 96 | 97 | 2-16"- T | \$989 | \$1009 | \$1147 | \$1264 | \$1500 | \$1697 | \$1933 | \$2632 | \$2965 | | |
| AR2436 | 24 X 36 | 57 | 2-22"- T | \$754 | \$767 | \$864 | \$948 | \$1114 | \$1253 | \$1420 | \$1978 | \$2256 | | |
| AR2448 | 24 X 48 | 108 | 2-22"- T | \$791 | \$806 | \$917 | \$1011 | \$1199 | \$1358 | \$1546 | \$2104 | \$2370 | | |
| AR2460 | 24 X 60 | 75 | 2-22"- T | \$827 | \$845 | \$968 | \$1074 | \$1285 | \$1462 | \$1672 | \$2229 | \$2482 | | |
| AR2472 | 24 X 72 | 84 | 2-22"- T | \$961 | \$981 | \$1117 | \$1233 | \$1467 | \$1662 | \$1894 | \$2565 | \$2881 | | |
| AR2484 | 24 X 84 | 108 | 2-22"- T | \$1017 | \$1040 | \$1196 | \$1329 | \$1596 | \$1820 | \$2086 | \$2755 | \$3051 | | |
| AR2496 | 24 X 96 | 117 | 2-22"- T | \$1079 | \$1103 | \$1273 | \$1416 | \$1707 | \$1948 | \$2238 | \$2933 | \$3236 | | |
| AR3036 | 30 X 36 | 64 | 2-22"- T | \$788 | \$802 | \$910 | \$1005 | \$1192 | \$1346 | \$1533 | \$2093 | \$2358 | | |
| AR3048 | 30 X 48 | 75 | 2-22"- T | \$832 | \$849 | \$974 | \$1082 | \$1295 | \$1473 | \$1687 | \$2243 | \$2494 | | |
| AR3060 | 30 X 60 | 86 | 2-22"- T | \$877 | \$897 | \$1037 | \$1157 | \$1399 | \$1599 | \$1840 | \$2395 | \$2630 | | |
| AR3072 | 30 X 72 | 98 | 2-22"- T | \$1017 | \$1041 | \$1197 | \$1330 | \$1598 | \$1822 | \$2090 | \$2757 | \$3053 | | |
| AR3084 | 30 X 84 | 124 | 2-22"- T | \$1083 | \$1108 | \$1286 | \$1440 | \$1746 | \$2001 | \$2308 | \$2974 | \$3248 | | |
| AR3096 | 30 X 96 | 135 | 2-22"- T | \$1151 | \$1179 | \$1373 | \$1539 | \$1874 | \$2151 | \$2484 | \$3177 | \$3456 | | |
| AR3648 | 36 X 48 | 86 | 2-26"- T | \$883 | \$903 | \$1046 | \$1169 | \$1412 | \$1616 | \$1860 | \$2414 | \$2649 | | |
| AR3660 | 36 X 60 | 100 | 2-26"- T | \$936 | \$959 | \$1119 | \$1258 | \$1534 | \$1764 | \$2040 | \$2592 | \$2809 | | |
| AR3672 | 36 X 72 | 113 | 2-26"- T | \$1085 | \$1111 | \$1289 | \$1444 | \$1751 | \$2009 | \$2316 | \$2981 | \$3255 | | |
| AR3684 | 36 X 84 | 140 | 2-26"- T | \$1156 | \$1185 | \$1391 | \$1566 | \$1917 | \$2210 | \$2561 | \$3224 | \$3472 | | |
| AR3696 | 36 X 96 | 153 | 2-26"- T | \$1234 | \$1265 | \$1489 | \$1681 | \$2063 | \$2381 | \$2765 | \$3455 | \$3704 | | |

OPTIONS

Add upcharge to list price and code to model number

| | | | | | |
|--------|---|-------|-----|---------------------------------------|----------------|
| FLIP-T | Flip-Top for two T-legs | \$358 | STH | Special Table Height (other than 29") | \$150 per base |
| FOLD | Lightweight Folding Leg Mechanism per table | \$298 | ULW | Ultra-lightweight table top | \$190 |
| FTCB | Flip-Top cross bar | \$150 | CAS | Mobile Casters per table - Black | \$98 |
| SB | Stretcher Bar for tables under 72" | \$80 | GD | Ganging per table | \$95 |



X-BASE CAFÉ TABLE



X-BASE BAR HEIGHT TABLE

ORDERING INFORMATION

- | | |
|----------------------------|-------------------------------|
| 1) Series Name | 6) Laminate Selection and No. |
| 2) Model Number | 7) Edge Style Code and Color |
| 3) Size | 8) Wood Species |
| 4) Quantity | 9) Wood Stain Color |
| 5) Powder Coat Frame Color | 10) Optional Items |

ARCHER CAFÉ BASE SPECIFICATIONS

Archer X Base

- Table Height** Table height is 29" to 30" depending on table top specified. Bar Height table is 42".
- Column** 2" or 2.5" square 14 gauge steel tubing.
- Base** 1" x 2" 14 gauge steel arched rectangular tubing – 22", 26", 32" or 36" spreads with metal welded end caps.
- Top Plate** 8" x 8", 11" x 11" or 24" x 24" square
- Glides** Black adjustable self-leveling swivel glides.
- Assembly** Top plate is welded to the vertical column and the vertical column is welded to the horizontal base. No tie rod assembly. Base mounts to tabletop with ¼-20 x 1" machine screws into metal inserts in top.
- Finish** Choice of standard powder coat colors – See "Color Selections" brochure.

Flip-Top Mechanism

Durable all-steel construction with a spring-loaded release handle and a safety catch to maintain flipped-up position.

TABLE TOP SPECIFICATIONS

Table Tops

Table top core is CARB Phase I & Phase II Compliant. Laminate, wood veneer and phenolic backing are glued with water based adhesives.

FINISHES

Laminate/Veneer Selections

ERG offers over 1000 standard laminate choices from Nevamar, Wilsonart, Formica and Pionite. Wood veneer is available in transparent stain colors - custom stain matching available.

Edge Selections:

ERG offers a wide variety of table top edge materials including PVC, wood, aluminum, resin and laminate. Special Edge Note: When ganging or butting tables together, ERG recommends using 3mm flat edge, or flat wood edge. Square tables using PVC T-edge will have a 2" radius on all corners. Table Bases and Legs

OPTIONS

- CODE: FLIP-T - Flip Top for two T-legs
- CODE: FLIP-X - Flip Top per X-base
- CODE: FOLD - Lightweight Folding Leg Mechanism per table
- CODE: FTCSB - Flip-Top cross bar
- CODE: SB - Stretcher bar for tables under 72"
- CODE: STH - Special Table Height (other than 29")
- CODE: ULW - Ultra-lightweight table top
- CODE: CAS - Mobile Casters per table - Black
- CODE: GD - Ganging
- TABLE ACCESSORIES - Grommets, Wire Management, Power and Communication Options, see the Accessories section of this book.
- MODESTY PANEL - Two versions, removable and folding, are available, see the Accessories section of this book.



BASE DETAIL



GLIDE DETAIL



CASTER DETAIL

MODEL / DESCRIPTION / LIST PRICING

ARCHER | CAFÉ | ROUND



ROUND

| Model Number | Table Top Size | Shpg. Wght. | Base Spread | LAMINATE TOP ASSORTED EDGES | | | | | | | VENEER TOP | |
|--------------|----------------|-------------|-------------|-----------------------------|--------|--------|--------|--------|--------|--------|------------|--------|
| | | | | GRP 1 | GRP 2 | GRP 3 | GRP 4 | GRP 5 | GRP 6 | GRP 7 | GRP 8 | GRP 9 |
| AH24D | 24" Dia. | 32 | 22"- X | \$596 | \$606 | \$677 | \$737 | \$858 | \$959 | \$1080 | \$1546 | \$1784 |
| AH30D | 30" Dia. | 43 | 26"- X | \$656 | \$670 | \$763 | \$843 | \$1004 | \$1137 | \$1298 | \$1754 | \$1967 |
| AH36D | 36" Dia. | 53 | 32"- X | \$803 | \$820 | \$932 | \$1030 | \$1224 | \$1386 | \$1579 | \$2142 | \$2409 |
| AH42D | 42" Dia. | 72 | 32"- X | \$930 | \$951 | \$1098 | \$1224 | \$1477 | \$1687 | \$1939 | \$2535 | \$2790 |
| AH48D | 48" Dia. | 86 | 38"- X | \$1019 | \$1044 | \$1222 | \$1374 | \$1681 | \$1935 | \$2241 | \$2832 | \$3058 |
| AH54D | 54" Dia. | 103 | 38"- X | \$1183 | \$1212 | \$1415 | \$1588 | \$1935 | \$2224 | \$2571 | \$3275 | \$3552 |
| AH60D | 60" Dia. | 123 | 38"- X | \$1275 | \$1307 | \$1540 | \$1742 | \$2142 | \$2477 | \$2878 | \$3578 | \$3825 |

ARCHER | CAFÉ | SQUARE



SQUARE

| Model Number | Table Top Size | Shpg. Wght. | Base Spread | LAMINATE TOP ASSORTED EDGES | | | | | | | VENEER TOP | |
|--------------|----------------|-------------|-------------|-----------------------------|-------|--------|--------|--------|--------|--------|------------|--------|
| | | | | GRP 1 | GRP 2 | GRP 3 | GRP 4 | GRP 5 | GRP 6 | GRP 7 | GRP 8 | GRP 9 |
| AH24S | 24" Sq. | 40 | 22"- X | \$576 | \$594 | \$663 | \$706 | \$836 | \$943 | \$1071 | \$1482 | \$1684 |
| AH30S | 30" Sq. | 54 | 26"- X | \$660 | \$674 | \$768 | \$847 | \$1008 | \$1141 | \$1302 | \$1764 | \$1981 |
| AH36S | 36" Sq. | 67 | 32"- X | \$814 | \$830 | \$947 | \$1046 | \$1246 | \$1412 | \$1612 | \$2176 | \$2438 |
| AH42S | 42" Sq. | 90 | 38"- X | \$901 | \$923 | \$1069 | \$1196 | \$1448 | \$1659 | \$1911 | \$2472 | \$2704 |
| AH48S | 48" Sq. | 107 | 38"- X | \$965 | \$990 | \$1159 | \$1305 | \$1596 | \$1839 | \$2130 | \$2687 | \$2899 |

ARCHER | CAFÉ | RECTANGLE



RECTANGLE

| Model Number | Table Top Size | Shpg. Wght. | Base Spread | LAMINATE TOP ASSORTED EDGES | | | | | | | VENEER TOP | |
|--------------|----------------|-------------|-------------|-----------------------------|-------|-------|--------|--------|--------|--------|------------|--------|
| | | | | GRP 1 | GRP 2 | GRP 3 | GRP 4 | GRP 5 | GRP 6 | GRP 7 | GRP 8 | GRP 9 |
| AH2430S | 24x30 | 49 | 22"- X | \$638 | \$651 | \$736 | \$810 | \$957 | \$1079 | \$1225 | \$1688 | \$1913 |
| AH2448 | 24x48 | 70 | 2-22"- T | \$747 | \$763 | \$873 | \$967 | \$1156 | \$1314 | \$1503 | \$2010 | \$2241 |
| AH2460 | 24x60 | 79 | 2-22"- T | \$784 | \$801 | \$925 | \$1031 | \$1241 | \$1418 | \$1630 | \$2134 | \$2353 |
| AH3048 | 30x48 | 84 | 2-22"- T | \$789 | \$806 | \$931 | \$1037 | \$1252 | \$1429 | \$1643 | \$2148 | \$2366 |
| AH3060 | 30x60 | 90 | 2-22"- T | \$834 | \$854 | \$993 | \$1115 | \$1356 | \$1556 | \$1797 | \$2300 | \$2502 |

ARCHER | CAFÉ | BAR HEIGHT



ROUND

SQUARE

| Model Number | Table Top Size | Shpg. Wght. | Base Spread | LAMINATE TOP ASSORTED EDGES | | | | | | | VENEER TOP | |
|--------------|----------------|-------------|-------------|-----------------------------|--------|--------|--------|--------|--------|--------|------------|--------|
| | | | | GRP 1 | GRP 2 | GRP 3 | GRP 4 | GRP 5 | GRP 6 | GRP 7 | GRP 8 | GRP 9 |
| AHH24D | 24" Dia. | 40 | 22"- X | \$749 | \$760 | \$830 | \$891 | \$1012 | \$1113 | \$1234 | \$1883 | \$2243 |
| AHH30D | 30" Dia. | 53 | 26"- X | \$811 | \$823 | \$917 | \$998 | \$1156 | \$1290 | \$1450 | \$2092 | \$2426 |
| AHH36D | 36" Dia. | 63 | 32"- X | \$948 | \$964 | \$1076 | \$1174 | \$1368 | \$1530 | \$1723 | \$2460 | \$2838 |
| AHH36S | 36" Sq. | 67 | 32"- X | \$1006 | \$1022 | \$1139 | \$1238 | \$1439 | \$1604 | \$1804 | \$2598 | \$3010 |

OPTIONS

Add upcharge to list price and code to model number

| | | |
|--------|---|-------|
| FLIP-T | Flip-Top for two T-legs | \$358 |
| FLIP-X | Flip-Top per X-base (up to 42" top maximum) | \$125 |
| FOLD | Lightweight Folding Leg Mechanism per table | \$298 |
| FTCB | Flip-Top cross bar | \$150 |
| SB | Stretcher Bar for tables under 72" | \$80 |

| | | |
|-----|---------------------------------------|----------------|
| STH | Special Table Height (other than 29") | \$150 per base |
| ULW | Ultra-lightweight table top | \$190 |
| CAS | Mobile Casters per table - Black | \$98 |
| GD | Ganging per table | \$95 |



NESTED FLIP-TOP TABLES



Table Storage Dollies
See Accessories Section



TRAINING TABLE WITH CASTERS AND POWER OPTION

ORDERING INFORMATION

- | | |
|----------------------------|-------------------------------|
| 1) Series Name | 6) Laminate Selection and No. |
| 2) Model Number | 7) Edge Style Code and Color |
| 3) Size | 8) Wood Species |
| 4) Quantity | 9) Wood Stain Color |
| 5) Powder Coat Frame Color | 10) Optional Items |

ARCHER TRAINING BASE SPECIFICATIONS

Archer T Base

- Table Height** Table height is 29" to 30" depending on table top specified.
- Column** 2" or 2.5" square 14 gauge steel tubing.
- Base** 1" x 2" 14 gauge steel arched rectangular tubing – 16" 22", 26" spreads with metal welded end caps.
- Plate** 8" x 8" square 12 gauge stamped steel
2" x 4" 12 gauge stamped steel (Flip-Top or Folding).
- Glides** Black adjustable self-leveling swivel glides.
- Assembly** Top plate is welded to the vertical column and the vertical column is welded to the horizontal base plate. No tie rod assembly. Base mounts to tabletop with ¼-20 x 1" machine screws into metal inserts in top. Stretcher steel bars are used on tops 72" and longer.
- Finish** Choice of standard powder coat colors – See "Color Selections" brochure.

Flip-Top Mechanism

Aluminum die-cast top plate and aluminum housing with single handle cable release.

Folding Mechanism

Nylon injection molded housing, cast aluminum pivot and metal locking slider. Rigid, taper locking design is activated by single lever that also locks in folded position.


TABLE TOP SPECIFICATIONS

Table Tops

Table top core is CARB Phase I & Phase II Compliant. Laminate, wood veneer and phenolic backing are glued with water based adhesives.

Ultra-Lightweight Table Tops

Ultra-lightweight tables have an exceptionally strong manufactured MDF top made from 100% recovered and recycled wood fiber with at least 25% post-industrial recycled fiber; the balance consisting of recovered waste fiber. Ultra-light tables are 18% lighter than standard tables.



LEG DETAIL

FINISHES

Laminate/Veneer Selections

ERG offers over 1000 standard laminate choices from Nevamar, Wilsonart, Formica and Pionite. Wood veneer is available in transparent stain colors - custom stain matching available.

Edge Selections:

ERG offers a wide variety of table top edge materials including PVC, wood, aluminum, resin and laminate. Special Edge Note: When ganging or butting tables together, ERG recommends using 3mm flat edge, or flat wood edge. Square tables using PVC T-edge will have a 2" radius on all corners. Table Bases and Legs

OPTIONS

- CODE: FLIP-T - Flip Top for two T-legs
- CODE: FOLD - Lightweight Folding Leg Mechanism per table
- CODE: FTCB - Flip-Top cross bar
- CODE: SB - Stretcher bar for tables under 72"
- CODE: STH - Special Table Height (other than 29")
- CODE: ULW - Ultra-lightweight table top
- CODE: CAS - Mobile Casters per table - Black
- CODE: GD - Ganging
- TABLE ACCESSORIES - Grommets, Wire Management, Power and Communication Options, see the Accessories section of this book.
- MODESTY PANEL - Two versions, removable and folding, are available, see the Accessories section of this book.



GLIDE
DETAIL



CASTER
DETAIL



FLIP-TOP
DETAIL

MODEL / DESCRIPTION / LIST PRICING

ARCHER | RECTANGLE



RECTANGLE

| Model Number | Table Top Size | Shpg. Wght. | Base Spread | LAMINATE TOP ASSORTED EDGES | | | | | | | | VENEER TOP | |
|--------------|----------------|-------------|-------------|-----------------------------|--------|--------|--------|--------|--------|--------|--------|------------|--|
| | | | | GRP 1 | GRP 2 | GRP 3 | GRP 4 | GRP 5 | GRP 6 | GRP 7 | GRP 8 | GRP 9 | |
| AH1836 | 18 X 36 | 54 | 2-16"- T | \$659 | \$671 | \$750 | \$818 | \$954 | \$1068 | \$1204 | \$1715 | \$1975 | |
| AH1848 | 18 X 48 | 61 | 2-16"- T | \$689 | \$702 | \$792 | \$868 | \$1022 | \$1151 | \$1304 | \$1812 | \$2064 | |
| AH1860 | 18 X 60 | 68 | 2-16"- T | \$718 | \$733 | \$834 | \$919 | \$1090 | \$1233 | \$1404 | \$1912 | \$2154 | |
| AH1872 | 18 X 72 | 75 | 2-16"- T | \$844 | \$859 | \$970 | \$1065 | \$1254 | \$1412 | \$1601 | \$2222 | \$2529 | |
| AH1884 | 18 X 84 | 81 | 2-16"- T | \$893 | \$910 | \$1038 | \$1148 | \$1366 | \$1548 | \$1766 | \$2386 | \$2675 | |
| AH1896 | 18 X 96 | 88 | 2-16"- T | \$946 | \$965 | \$1103 | \$1221 | \$1457 | \$1655 | \$1890 | \$2538 | \$2836 | |
| AH2436 | 24 X 36 | 61 | 2-22"- T | \$710 | \$725 | \$821 | \$904 | \$1070 | \$1209 | \$1376 | \$1884 | \$2127 | |
| AH2448 | 24 X 48 | 70 | 2-22"- T | \$747 | \$763 | \$873 | \$967 | \$1156 | \$1314 | \$1503 | \$2010 | \$2241 | |
| AH2460 | 24 X 60 | 79 | 2-22"- T | \$784 | \$801 | \$925 | \$1031 | \$1241 | \$1418 | \$1630 | \$2134 | \$2353 | |
| AH2472 | 24 X 72 | 88 | 2-22"- T | \$918 | \$937 | \$1073 | \$1191 | \$1424 | \$1618 | \$1852 | \$2470 | \$2752 | |
| AH2484 | 24 X 84 | 97 | 2-22"- T | \$974 | \$998 | \$1152 | \$1286 | \$1554 | \$1777 | \$2044 | \$2660 | \$2922 | |
| AH2496 | 24 X 96 | 106 | 2-22"- T | \$1035 | \$1059 | \$1229 | \$1373 | \$1663 | \$1905 | \$2193 | \$2838 | \$3107 | |
| AH3036 | 30 X 36 | 68 | 2-22"- T | \$743 | \$759 | \$868 | \$961 | \$1148 | \$1304 | \$1491 | \$1996 | \$2230 | |
| AH3048 | 30 X 48 | 79 | 2-22"- T | \$789 | \$806 | \$931 | \$1037 | \$1252 | \$1429 | \$1643 | \$2148 | \$2366 | |
| AH3060 | 30 X 60 | 90 | 2-22"- T | \$834 | \$854 | \$993 | \$1115 | \$1356 | \$1556 | \$1797 | \$2300 | \$2502 | |
| AH3072 | 30 X 72 | 102 | 2-22"- T | \$975 | \$998 | \$1153 | \$1287 | \$1555 | \$1778 | \$2045 | \$2663 | \$2924 | |
| AH3084 | 30 X 84 | 113 | 2-22"- T | \$1040 | \$1065 | \$1244 | \$1397 | \$1702 | \$1958 | \$2265 | \$2878 | \$3119 | |
| AH3096 | 30 X 96 | 124 | 2-22"- T | \$1109 | \$1136 | \$1330 | \$1497 | \$1830 | \$2108 | \$2441 | \$3083 | \$3326 | |
| AH3648 | 36 X 48 | 88 | 2-26"- T | \$840 | \$861 | \$1003 | \$1125 | \$1369 | \$1573 | \$1818 | \$2319 | \$2520 | |
| AH3660 | 36 X 60 | 102 | 2-26"- T | \$893 | \$916 | \$1076 | \$1214 | \$1491 | \$1721 | \$1996 | \$2497 | \$2680 | |
| AH3672 | 36 X 72 | 115 | 2-26"- T | \$1042 | \$1067 | \$1247 | \$1400 | \$1708 | \$1965 | \$2272 | \$2886 | \$3127 | |
| AH3684 | 36 X 84 | 129 | 2-26"- T | \$1114 | \$1142 | \$1347 | \$1524 | \$1874 | \$2166 | \$2517 | \$3129 | \$3343 | |
| AH3696 | 36 X 96 | 142 | 2-26"- T | \$1191 | \$1222 | \$1446 | \$1637 | \$2019 | \$2338 | \$2722 | \$3359 | \$3575 | |

ARCHER | SECTIONAL | HALF ROUND



HALF ROUND

| Model Number | Table Top Size | Shpg. Wght. | Base Spread | LAMINATE TOP ASSORTED EDGES | | | | | | | | VENEER TOP | |
|--------------|----------------|-------------|-------------|-----------------------------|--------|--------|--------|--------|--------|--------|--------|------------|--|
| | | | | GRP 1 | GRP 2 | GRP 3 | GRP 4 | GRP 5 | GRP 6 | GRP 7 | GRP 8 | GRP 9 | |
| AHHR2448 | 24 X 48 | 70 | 2-16"- T | \$992 | \$1020 | \$1217 | \$1384 | \$1720 | \$1999 | \$2336 | \$2833 | \$2981 | |
| AHHR3060 | 30 X 60 | 90 | 2-22"- T | \$1071 | \$1103 | \$1327 | \$1519 | \$1903 | \$2222 | \$2605 | \$3098 | \$3221 | |
| AHHR3672 | 36 X 72 | 115 | 2-26"- T | \$1273 | \$1309 | \$1569 | \$1793 | \$2239 | \$2611 | \$3057 | \$3661 | \$3823 | |

OPTIONS

Add upcharge to list price and code to model number

| | | | | | |
|--------|---|-------|-----|---------------------------------------|----------------|
| FLIP-T | Flip-Top for two T-legs | \$358 | STH | Special Table Height (other than 29") | \$150 per base |
| FOLD | Lightweight Folding Leg Mechanism per table | \$298 | ULW | Ultra-lightweight table top | \$190 |
| FTCB | Flip-Top cross bar | \$150 | CAS | Mobile Casters per table - Black | \$98 |
| SB | Stretcher Bar for tables under 72" | \$80 | GD | Ganging per table | \$95 |



BETA ROUND



BETA RACETRACK
WITH FULL ROUND CYLINDERS



BETA RACETRACK
WITH HALF ROUND CYLINDERS

ORDERING INFORMATION

- | | |
|-----------------------------|------------------------------|
| 1) Series Name | 6) Edge Style Code and Color |
| 2) Model Number | 7) Wood Species |
| 3) Size | 8) Wood Stain Color |
| 4) Quantity | 9) Power Options |
| 5) Laminate Selection & No. | 10) Base Style Selection |
| | HC - Half Round Cylinder |
| | FR - Full Round Cylinder |

BETA CONFERENCE SPECIFICATIONS

Please Note

For BETA SERIES tables, half round and full round cylinder bases will be covered in laminate only. Table tops may be covered in choice of wood veneer. Bases will be in laminate.

Cylinder Base

The BETA base is constructed of high grade particle board and premium frame alder. The diameter is either 18" or 24" diameter cylinder, depending on top size. Base cylinders are completely enclosed and laminated on side. Beta base is shipped K-D.

NO WOOD SCREWS ARE USED

- For tables over 72" in length, two heavy duty steel stretcher bars are provided.
- All tables are completely assembled to be sure of fit prior to being knocked down for shipping.
- All tables are bubble packed, cartoned and wood crated to assure safe delivery.

FINISHES

Table Bases/Tops - Laminate/Veneer Selections

ERG offers over 1000 standard laminate choices from Nevamar, Wilsonart, Formica and Pionite. Wood veneer is available in transparent stain colors - custom stain matching available.

OPTIONS

BETA WIRE MANAGEMENT Choose from the following options:

- CODE: MH - Mouse Hole Slot
- CODE: PBL - Panel Base Legs
- CODE: VD - Velcro Door
- CODE: HD - Hinged Door
- CODE: CBT - Boat table top
- TABLE ACCESSORIES – Grommets, Wire Management, Power & Communication Options – see Accessories section in price list.



BETA ROUND WITH
• KRYSTALCAST® TOP
• POWER OPTION
• HINGED DOOR

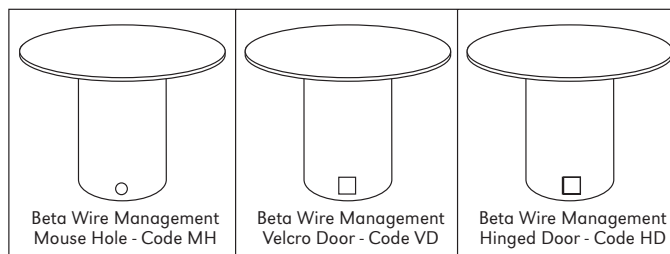


TABLE ACCESSORIES - Modesty Panels, Bridges, Grommets, Wire Management, Power & Communication Options, Table Dollies - see "Accessories" section in price list



ROUND KRYSTALCAST® TABLE TOP
WITH POWER OPTION AND HINGED DOOR



ROUND WOOD VENEER TABLE TOP
WITH POWER OPTION AND SQUARE BASE



KRYSTALCAST® BOAT TABLE TOP
WITH POWER OPTION AND PANEL BASE



WOOD BOAT TABLE TOP WITH POWER
AND HINGED DOORS



BETA RACETRACK
WITH FULL ROUND CYLINDERS

MODEL / DESCRIPTION / LIST PRICING

BETA | ROUND



ROUND

| Model Number | Table Top Size | Shpg. Wght | Base Spread | LAMINATE TOP ASSORTED EDGES | | | | | | | VENEER TOP | |
|--------------|----------------|------------|-------------|-----------------------------|--------|--------|--------|--------|--------|--------|------------|--------|
| | | | | GRP 1 | GRP 2 | GRP 3 | GRP 4 | GRP 5 | GRP 6 | GRP 7 | GRP 8 | GRP 9 |
| BE36D | 36" Dia. | 89 | 1-24" | \$1202 | \$1229 | \$1331 | \$1397 | \$1590 | \$1751 | \$1946 | \$3506 | \$4456 |
| BE42D | 42" Dia. | 93 | 1-24" | \$1276 | \$1308 | \$1435 | \$1513 | \$1751 | \$1950 | \$2188 | \$3804 | \$4760 |
| BE48D | 48" Dia. | 118 | 1-24" | \$1358 | \$1395 | \$1549 | \$1644 | \$1931 | \$2169 | \$2457 | \$4134 | \$5097 |
| BE54D | 54" Dia. | 149 | 1-30" | \$1776 | \$1839 | \$2096 | \$2255 | \$2734 | \$3135 | \$3614 | \$5677 | \$6766 |
| BE60D | 60" Dia. | 171 | 1-30" | \$1917 | \$1993 | \$2294 | \$2482 | \$3048 | \$3519 | \$4083 | \$6253 | \$7353 |

BETA | RECTANGLE



RECTANGLE

| Model Number | Table Top Size | Shpg. Wght | Base Spread | LAMINATE TOP ASSORTED EDGES | | | | | | | VENEER TOP | |
|--------------|----------------|------------|-------------|-----------------------------|--------|--------|--------|---------|---------|---------|------------|---------|
| | | | | GRP 1 | GRP 2 | GRP 3 | GRP 4 | GRP 5 | GRP 6 | GRP 7 | GRP 8 | GRP 9 |
| BE4272 | 42 X 72 | 129 | 2-24" | \$2412 | \$2485 | \$2779 | \$2963 | \$3514 | \$3973 | \$4523 | \$7454 | \$9096 |
| BE4284 | 42 X 84 | 144 | 2-24" | \$2524 | \$2608 | \$2938 | \$3143 | \$3762 | \$4278 | \$4895 | \$7910 | \$9561 |
| BE4296 | 42 X 96 | 160 | 2-24" | \$2638 | \$2729 | \$3094 | \$3323 | \$4010 | \$4581 | \$5267 | \$8365 | \$10026 |
| BE4872 | 48 X 72 | 142 | 2-24" | \$2491 | \$2570 | \$2890 | \$3088 | \$3687 | \$4184 | \$4783 | \$7772 | \$9421 |
| BE4884 | 48 X 84 | 160 | 2-24" | \$2720 | \$2810 | \$3171 | \$3396 | \$4074 | \$4639 | \$5316 | \$8548 | \$10310 |
| BE4896 | 48 X 96 | 178 | 2-24" | \$2840 | \$2941 | \$3340 | \$3591 | \$4341 | \$4967 | \$5716 | \$9039 | \$10811 |
| BE48108 | 48 X 108 | 196 | 2-24" | \$3251 | \$3360 | \$3799 | \$4073 | \$4896 | \$5582 | \$6406 | \$10253 | \$12336 |
| BE48120 | 48 X 120 | 214 | 2-24" | \$3373 | \$3491 | \$3969 | \$4267 | \$5164 | \$5912 | \$6806 | \$10745 | \$12838 |
| BE48144* | 48 X 144 | 250 | 3-24" | \$3805 | \$3944 | \$4500 | \$4847 | \$5888 | \$6755 | \$7796 | \$12203 | \$14518 |
| BE48168* | 48 X 168 | 286 | 3-24" | \$4209 | \$4381 | \$5066 | \$5493 | \$6777 | \$7846 | \$9129 | \$13840 | \$16188 |
| BE48192* | 48 X 192 | 394 | 4-24" | \$6942 | \$7147 | \$7968 | \$8481 | \$10020 | \$11302 | \$12840 | \$21330 | \$26135 |
| BE6096 | 60 X 96 | 214 | 2-24" | \$3056 | \$3172 | \$3640 | \$3933 | \$4812 | \$5545 | \$6424 | \$9908 | \$11696 |
| BE60108 | 60 X 108 | 237 | 2-30" | \$3537 | \$3670 | \$4201 | \$4532 | \$5527 | \$6357 | \$7351 | \$11414 | \$13520 |
| BE60120 | 60 X 120 | 259 | 2-30" | \$3677 | \$3820 | \$4395 | \$4754 | \$5834 | \$6733 | \$7811 | \$11977 | \$14095 |
| BE60144* | 60 X 144 | 304 | 3-30" | \$4271 | \$4444 | \$5132 | \$5563 | \$6854 | \$7932 | \$9223 | \$14015 | \$16415 |

* Asterisk after model number indicates 2 piece tops with center seam for tables 144" and longer

OPTIONS

Add upcharge to list price and code to model number

| | | |
|-----|--------------------------|-------|
| HD | Hinged Door | \$440 |
| MH | Mouse Hole Slot | \$135 |
| PBL | Panel Base Legs per base | \$90 |

| | | |
|-----|--|---------|
| VD | Velcro Door | \$310 |
| CBT | Boat table top | add 25% |
| STH | Special Table Height - any height other than 29" | \$350 |



BETA RACETRACK
WITH FULL ROUND CYLINDERS

MODEL / DESCRIPTION / LIST PRICING


BETA | RACETRACK



RACETRACK

| Model Number | Table Top Size | Shpg. Wght | Base Spread | LAMINATE TOP ASSORTED EDGES | | | | | | | VENEER TOP | |
|--------------|----------------|------------|-------------|-----------------------------|--------|--------|--------|---------|---------|---------|------------|---------|
| | | | | GRP 1 | GRP 2 | GRP 3 | GRP 4 | GRP 5 | GRP 6 | GRP 7 | GRP 8 | GRP 9 |
| BE4272RT | 42 X 72 | 207 | 2-24" | \$2630 | \$2722 | \$3085 | \$3312 | \$3994 | \$4562 | \$5244 | \$8338 | \$9999 |
| BE4284RT | 42 X 84 | 234 | 2-24" | \$2743 | \$2843 | \$3243 | \$3492 | \$4242 | \$4867 | \$5616 | \$8794 | \$10464 |
| BE4296RT | 42 X 96 | 262 | 2-24" | \$2856 | \$2965 | \$3401 | \$3673 | \$4490 | \$5170 | \$5987 | \$9251 | \$10929 |
| BE4872RT | 48 X 72 | 220 | 2-24" | \$2709 | \$2807 | \$3195 | \$3438 | \$4167 | \$4774 | \$5504 | \$8656 | \$10324 |
| BE4884RT | 48 X 84 | 250 | 2-24" | \$2938 | \$3046 | \$3477 | \$3745 | \$4555 | \$5229 | \$6036 | \$9433 | \$11212 |
| BE4896RT | 48 X 96 | 280 | 2-24" | \$3124 | \$3248 | \$3738 | \$4045 | \$4965 | \$5733 | \$6654 | \$10189 | \$11984 |
| BE48108RT | 48 X 108 | 310 | 2-24" | \$3513 | \$3642 | \$4166 | \$4493 | \$5473 | \$6290 | \$7270 | \$11314 | \$13419 |
| BE48120RT | 48 X 120 | 340 | 2-24" | \$3634 | \$3775 | \$4337 | \$4687 | \$5740 | \$6618 | \$7671 | \$11805 | \$13921 |
| BE48144RT* | 48 X 144 | 400 | 3-24" | \$4068 | \$4227 | \$4867 | \$5266 | \$6465 | \$7462 | \$8660 | \$13265 | \$15601 |
| BE48168RT* | 48 X 168 | 460 | 3-24" | \$4209 | \$4381 | \$5066 | \$5493 | \$6777 | \$7846 | \$9129 | \$13840 | \$16188 |
| BE48192RT* | 48 X 192 | 520 | 4-24" | \$6942 | \$7147 | \$7968 | \$8481 | \$10020 | \$11302 | \$12840 | \$21330 | \$26135 |
| BE6096RT | 60 X 96 | 316 | 2-30" | \$3318 | \$3456 | \$4008 | \$4352 | \$5389 | \$6253 | \$7289 | \$10969 | \$12779 |
| BE60108RT | 60 X 108 | 351 | 2-30" | \$3799 | \$3953 | \$4568 | \$4951 | \$6105 | \$7064 | \$8216 | \$12475 | \$14603 |
| BE60120RT | 60 X 120 | 385 | 2-30" | \$3896 | \$4056 | \$4701 | \$5104 | \$6314 | \$7322 | \$8532 | \$12861 | \$14997 |
| BE60144RT* | 60 X 144 | 454 | 3-30" | \$4872 | \$5093 | \$5973 | \$6524 | \$8175 | \$9553 | \$11205 | \$16447 | \$18896 |

* Asterisk after model number indicates 2 piece tops with center seam for tables 144" and longer



BETA BOAT TABLE
WITH FULL PANEL BASE LEGS

OPTIONS

Add upcharge to list price and code to model number

| | | |
|-----|--------------------------|-------|
| HD | Hinged Door | \$440 |
| MH | Mouse Hole Slot | \$135 |
| PBL | Panel Base Legs per base | \$90 |

| | | |
|-----|--|---------|
| VD | Velcro Door | \$310 |
| CBT | Boat table top | add 25% |
| STH | Special Table Height - any height other than 29" | \$350 |



X-BASE CAFÉ TABLES



X-BASE BAR HEIGHT TABLES

ORDERING INFORMATION

- | | |
|----------------------------|-------------------------------|
| 1) Series Name | 6) Laminate Selection and No. |
| 2) Model Number | 7) Edge Style Code and Color |
| 3) Size | 8) Wood Species |
| 4) Quantity | 9) Wood Stain Color |
| 5) Powder Coat Frame Color | 10) Optional Items |

BRANDON CAFÉ BASE SPECIFICATIONS

Brandon X Base

| | |
|---------------------|--|
| Table Height | Table height is 29" to 30" depending on table top specified. Bar Height table is 42". |
| Column | 3" round 14 gauge steel tubing welded to base and top plate. |
| Base | 1" x 2" 14 gauge steel tubing – 22", 26", 32" or 38" X spreads. |
| Plate | 8" x 8" square 11" X 11" square 24" x 24" square |
| Glides | Adjustable zinc rubber cushion glides |
| Assembly | Top plate is welded to the vertical column and the vertical column is welded to the horizontal base. No tie rod assembly. Base mounts to tabletop with ¼-20 x 1" machine screws into metal inserts in top. |
| Finish | Choice of standard powder coat colors – See "Color Selections" brochure. |

Flip-Top Mechanism

Durable all-steel construction with a spring-loaded release handle and a safety catch to maintain flipped-up position.

TABLE TOP SPECIFICATIONS

Table Tops

Table top core is CARB Phase I & Phase II Compliant. Laminate, wood veneer and phenolic backing are glued with water based adhesives.

FINISHES

Laminate/Veneer Selections

ERG offers over 1000 standard laminate choices from Nevamar, Wilsonart, Formica and Pionite. Wood veneer is available in transparent stain colors - custom stain matching available.


Edge Selections:

ERG offers a wide variety of table top edge materials including PVC, wood, aluminum, resin and laminate.

Special Edge Note: When ganging or butting tables together, ERG recommends using 3mm flat edge, or flat wood edge. Square tables using PVC T-edge will have a 2" radius on all corners. Table Bases and Legs

OPTIONS

- CODE: FLIP-X - Flip Top per X-base
- CODE: FLIP-T - Flip Top for two T-legs
- CODE: CLEG - C-leg to replace T-leg
- CODE: FTCB - Flip-Top cross bar
- CODE: SB - Stretcher bar for tables under 72"
- CODE: PC - Polished Chrome Base
- CODE: RP - Painted Foot-ring for bar height
- CODE: RC - Polished Chrome Foot-ring for bar height
- CODE: STH - Special Table Height (any table height other than 29" or bar height)
- CODE: LC1 - Low Profile Casters per leg
- CODE: GD - Ganging per table



GLIDE DETAIL



CASTER DETAIL



Applies to:
BR30D
BR36D
BR42D
BR30S
BR36S

MODEL / DESCRIPTION / LIST PRICING

BRANDON | CAFÉ | ROUND



ROUND

| Model Number | Table Top Size | Shpg. Wght. | Base Spread | LAMINATE TOP ASSORTED EDGES | | | | | | | VENEER TOP | |
|--------------|----------------|-------------|-------------|-----------------------------|-------|--------|--------|--------|--------|--------|------------|--------|
| | | | | GRP 1 | GRP 2 | GRP 3 | GRP 4 | GRP 5 | GRP 6 | GRP 7 | GRP 8 | GRP 9 |
| BR24D | 24" Dia. | 32 | 22"- X | \$498 | \$508 | \$579 | \$638 | \$760 | \$862 | \$983 | \$1330 | \$1493 |
| BR30D | 30" Dia. | 43 | 26"- X | \$570 | \$584 | \$677 | \$758 | \$918 | \$1052 | \$1211 | \$1565 | \$1713 |
| BR36D | 36" Dia. | 53 | 32"- X | \$677 | \$692 | \$806 | \$903 | \$1096 | \$1258 | \$1452 | \$1863 | \$2031 |
| BR42D | 42" Dia. | 72 | 32"- X | \$798 | \$819 | \$966 | \$1093 | \$1345 | \$1556 | \$1808 | \$2244 | \$2397 |
| BR48D | 48" Dia. | 86 | 38"- X | \$918 | \$944 | \$1121 | \$1275 | \$1580 | \$1834 | \$2140 | \$2610 | \$2757 |

BRANDON | CAFÉ | SQUARE



SQUARE

| Model Number | Table Top Size | Shpg. Wght. | Base Spread | LAMINATE TOP ASSORTED EDGES | | | | | | | VENEER TOP | |
|--------------|----------------|-------------|-------------|-----------------------------|-------|--------|--------|--------|--------|--------|------------|--------|
| | | | | GRP 1 | GRP 2 | GRP 3 | GRP 4 | GRP 5 | GRP 6 | GRP 7 | GRP 8 | GRP 9 |
| BR24S | 24" Sq. | 40 | 22"- X | \$471 | \$482 | \$554 | \$618 | \$743 | \$847 | \$973 | \$1280 | \$1414 |
| BR2430S | 24x30 Sq. | 49 | 26"- X | \$507 | \$520 | \$605 | \$678 | \$824 | \$947 | \$1094 | \$1399 | \$1521 |
| BR30S | 30" Sq. | 54 | 26"- X | \$538 | \$550 | \$644 | \$725 | \$883 | \$1017 | \$1177 | \$1491 | \$1612 |
| BR36S | 36" Sq. | 67 | 32"- X | \$681 | \$698 | \$815 | \$914 | \$1114 | \$1281 | \$1479 | \$1885 | \$2045 |
| BR42S | 42" Sq. | 90 | 38"- X | \$835 | \$855 | \$1003 | \$1128 | \$1382 | \$1591 | \$1844 | \$2323 | \$2504 |

BRANDON | CAFÉ | RECTANGLE



RECTANGLE

| Model Number | Table Top Size | Shpg. Wght. | Base Spread | LAMINATE TOP ASSORTED EDGES | | | | | | | VENEER TOP | |
|--------------|----------------|-------------|-------------|-----------------------------|-------|-------|-------|--------|--------|--------|------------|--------|
| | | | | GRP 1 | GRP 2 | GRP 3 | GRP 4 | GRP 5 | GRP 6 | GRP 7 | GRP 8 | GRP 9 |
| BR2448 | 24x48 Sq. | 70 | 2-22"- T | \$589 | \$604 | \$714 | \$810 | \$999 | \$1155 | \$1344 | \$1660 | \$1768 |
| BR2460 | 24x60 Sq. | 79 | 2-22"- T | \$626 | \$644 | \$767 | \$873 | \$1084 | \$1259 | \$1471 | \$1785 | \$1881 |
| BR3048 | 30x48 Sq. | 79 | 2-22"- T | \$630 | \$648 | \$772 | \$879 | \$1093 | \$1272 | \$1485 | \$1800 | \$1893 |
| BR3060 | 30x60 Sq. | 90 | 2-22"- T | \$675 | \$695 | \$836 | \$956 | \$1197 | \$1398 | \$1638 | \$1950 | \$2029 |

OPTIONS

Add upcharge to list price and code to model number

| | | |
|--------|---|-------|
| FLIP-X | Flip-Top per X-base (up to 42" top maximum) | \$125 |
| FLIP-T | Flip-Top for two T-legs | \$358 |
| CLEG | C-legs to replace T-legs (per leg) | \$112 |
| PC | Polished Chrome for 22"-X Base spread | \$70 |
| PC | Polished Chrome for two 22"-T Legs | \$80 |
| PC | Polished Chrome for 22"-XHI Base spread | \$95 |
| PC | Polished Chrome for 26"-X Base spread | \$95 |
| PC | Polished Chrome for 26"-XHI Base spread | \$120 |
| PC | Polished Chrome for 32"-X Base spread | \$125 |

| | | |
|-----|--|----------------|
| PC | Polished Chrome for 32"-XHI Base spread | \$150 |
| PC | Polished Chrome for 38"-X Base spread | \$135 |
| STH | Special Table Height (other than 29") | \$150 per base |
| RP | Painted Foot-ring for Bar Height | \$110 |
| RC | Polished Chrome Foot-ring for Bar Height | \$140 |
| CAS | Mobile Casters per table | \$98 |
| LC1 | Low Profile Casters per leg | \$135 |
| GD | Ganging per table | \$95 |



MODEL / DESCRIPTION / LIST PRICING

BRANDON | CAFÉ | BAR HEIGHT



ROUND



SQUARE

| Model Number | Table Top Size | Shpg. Wght. | Base Spread | LAMINATE TOP ASSORTED EDGES | | | | | | | | VENEER TOP | |
|--------------|----------------|-------------|-------------|-----------------------------|-------|--------|--------|--------|--------|--------|--------|------------|--|
| | | | | GRP 1 | GRP 2 | GRP 3 | GRP 4 | GRP 5 | GRP 6 | GRP 7 | GRP 8 | GRP 9 | |
| BRH24D | 24" Dia. | 40 | 22"- X | \$710 | \$719 | \$791 | \$851 | \$972 | \$1072 | \$1194 | \$1796 | \$2123 | |
| BRH30D | 30" Dia. | 94 | 26"- X | \$762 | \$776 | \$869 | \$950 | \$1110 | \$1244 | \$1403 | \$1988 | \$2285 | |
| BRH36D | 36" Dia. | 63 | 32"- X | \$869 | \$884 | \$999 | \$1095 | \$1288 | \$1450 | \$1644 | \$2287 | \$2603 | |
| BRH36S | 36" Sq. | 67 | 32"- X | \$902 | \$920 | \$1035 | \$1136 | \$1336 | \$1502 | \$1701 | \$2372 | \$2704 | |

OPTIONS

Add upcharge to list price and code to model number

| | | |
|--------|---|-------|
| FLIP-X | Flip-Top per X-base (up to 42" top maximum) | \$125 |
| FLIP-T | Flip-Top for two T-legs | \$358 |
| CLEG | C-legs to replace T-legs (per leg) | \$112 |
| PC | Polished Chrome for 22"-X Base spread | \$70 |
| PC | Polished Chrome for two 22"-T Legs | \$80 |
| PC | Polished Chrome for 22"-XHI Base spread | \$95 |
| PC | Polished Chrome for 26"-X Base spread | \$95 |
| PC | Polished Chrome for 26"-XHI Base spread | \$120 |
| PC | Polished Chrome for 32"-X Base spread | \$125 |

| | | |
|-----|--|----------------|
| PC | Polished Chrome for 32"-XHI Base spread | \$150 |
| PC | Polished Chrome for 38"-X Base spread | \$135 |
| STH | Special Table Height (other than 29") | \$150 per base |
| RP | Painted Foot-ring for Bar Height | \$110 |
| RC | Polished Chrome Foot-ring for Bar Height | \$140 |
| CAS | Mobile Casters per table | \$98 |
| LC1 | Low Profile Casters per leg | \$135 |
| GD | Ganging per table | \$95 |



ORDERING INFORMATION

- | | |
|----------------------------|-------------------------------|
| 1) Series Name | 6) Laminate Selection and No. |
| 2) Model Number | 7) Edge Style Code and Color |
| 3) Size | 8) Wood Species |
| 4) Quantity | 9) Wood Stain Color |
| 5) Powder Coat Frame Color | 10) Optional Items |

BRANDON CAFÉ BASE SPECIFICATIONS

Brandon 5-Column X Base

- Table Height** Table height is 29" to 30" depending on table top specified.
- Center Column** 3" round 14 gauge steel tubing.
- Outside Columns** 2" round 14 gauge steel tubing.
- Base** 2" 14 gauge round steel tubing – 36" base spread.
- Plate** 24" x 24" square
- Glides** Adjustable zinc rubber cushion glides
- Assembly** Top plate is welded to the vertical columns and the vertical columns are welded to the horizontal base. No tie rod assembly. Base mounts to tabletop with ¼-20 x 1" machine screws into metal inserts in top.
- Finish** Choice of standard powder coat colors – See "Color Selections" brochure.

FINISHES

Laminate/Veneer Selections

ERG offers over 1000 standard laminate choices from Nevamar, Wilsonart, Formica and Pionite. Wood veneer is available in transparent stain colors - custom stain matching available.

Edge Selections:

ERG offers a wide variety of table top edge materials including PVC, wood, aluminum, resin and laminate. Special Edge Note: When ganging or butting tables together, ERG recommends using 3mm flat edge or flat wood edge. Square tables using PVC T-edge will have a 2" radius on all corners. Table Bases and Legs

OPTIONS

- CODE: PC - Polished Chrome Base
- CODE: STH - Special Table Height (any table height other than 29")

TABLE TOP SPECIFICATIONS

Table Tops

Table top core is CARB Phase I & Phase II Compliant. Laminate, wood veneer and phenolic backing are glued with water based adhesives.

BRANDON | 5 COLUMN | ROUND



| Model Number | Table Top Size | Shpg. Wght. | Base Spread | LAMINATE TOP ASSORTED EDGES | | | | | | | VENEER TOP | |
|--------------|----------------|-------------|-------------|-----------------------------|--------|--------|--------|--------|--------|--------|------------|--------|
| | | | | GRP 1 | GRP 2 | GRP 3 | GRP 4 | GRP 5 | GRP 6 | GRP 7 | GRP 8 | GRP 9 |
| BR54D | 54" Dia. | 101 | 36"-5COL | \$1268 | \$1300 | \$1511 | \$1693 | \$2056 | \$2359 | \$2723 | \$3494 | \$3809 |
| BR60D | 60" Dia. | 118 | 36"-5COL | \$1364 | \$1399 | \$1643 | \$1854 | \$2274 | \$2624 | \$3045 | \$3813 | \$4095 |

BRANDON | 5 COLUMN | SQUARE



| Model Number | Table Top Size | Shpg. Wght. | Base Spread | LAMINATE TOP ASSORTED EDGES | | | | | | | VENEER TOP | |
|--------------|----------------|-------------|-------------|-----------------------------|--------|--------|--------|--------|--------|--------|------------|--------|
| | | | | GRP 1 | GRP 2 | GRP 3 | GRP 4 | GRP 5 | GRP 6 | GRP 7 | GRP 8 | GRP 9 |
| BR48S | 48" Sq. | 107 | 36"-5COL | \$1238 | \$1267 | \$1474 | \$1651 | \$2004 | \$2300 | \$2653 | \$3409 | \$3717 |
| BR54S | 54" Sq. | 126 | 36"-5COL | \$1287 | \$1321 | \$1562 | \$1769 | \$2182 | \$2526 | \$2940 | \$3631 | \$3867 |
| BR60S | 60" Sq. | 148 | 36"-5COL | \$1445 | \$1485 | \$1764 | \$2001 | \$2479 | \$2877 | \$3355 | \$4101 | \$4341 |

OPTIONS

Add upcharge to list price and code to model number

| | | | | | |
|----|-----------------------------------|-------|-----|---------------------------------------|----------------|
| PC | Polished Chrome for 5-column base | \$210 | STH | Special Table Height (other than 29") | \$200 per base |
|----|-----------------------------------|-------|-----|---------------------------------------|----------------|



ORDERING INFORMATION

- | | |
|----------------------------|-------------------------------|
| 1) Series Name | 6) Laminate Selection and No. |
| 2) Model Number | 7) Edge Style Code and Color |
| 3) Size | 8) Wood Species |
| 4) Quantity | 9) Wood Stain Color |
| 5) Powder Coat Frame Color | 10) Optional Items |

BRANDON TRAINING BASE SPECIFICATIONS

Brandon T Base

| | |
|---------------------|--|
| Table Height | Table height is 29" to 30" depending on table top specified. |
| Column | 2" round 14 gauge |
| Base | 2" round 14 gauge – 16", 22" and 26" spreads |
| Plates | 6" x 8" or 8" x 8" square 12-gauge stamped steel 5" x 5" 12-gauge stamped steel (Flip-Top or Folding) |
| Glides | Adjustable zinc rubber cushion steel glides |
| Assembly | Top plate is welded to the vertical column and the vertical column is welded to the horizontal base plate. No tie rod assembly. Base mounts to tabletop with 1/4-20 x 1" machine screws into metal inserts in top. Stretcher steel bars are used on tops 72" and longer. |
| Finish | Choice of standard powder coat colors – See "Color Selections" brochure |

Flip-Top Mechanism

Aluminum die-cast top plate and aluminum housing with single handle cable release.

Folding Mechanism

Nylon injection molded housing, cast aluminum pivot and metal locking slider. Rigid, taper locking design is activated by single lever that also locks in folded position.

TABLE TOP SPECIFICATIONS

Table Tops

Table top core is CARB Phase I & Phase II Compliant. Laminate, wood veneer and phenolic backing are glued with water based adhesives.

Ultra-Lightweight Table Tops

Ultra-lightweight tables have an exceptionally strong manufactured MDF top made from 100% recovered and recycled wood fiber with at least 25% post-industrial recycled fiber; the balance consisting of recovered waste fiber. Ultra-light tables are 18% lighter than standard tables.

FINISHES

Laminate/Veneer Selections

ERG offers over 1000 standard laminate choices from Nevamar, Wilsonart, Formica and Pionite. Wood veneer is available in transparent stain colors - custom stain matching available.

Edge Selections:

ERG offers a wide variety of table top edge materials including PVC, wood, aluminum, resin and laminate.


Special Edge Note: When ganging or butting tables together, ERG recommends using 3mm flat edge or flat wood edge. Square tables using PVC T-edge will have a 2" radius on all corners. Table Bases and Legs

OPTIONS


- CODE: FLIP-T - Flip-Top for two T-legs
- CODE: FTCB - Flip-Top cross bar
- CODE: CLEG - C-leg to replace T-leg
- CODE: SB - Stretcher bar for tables under 72"
- CODE: FOLD - Lightweight Folding Leg Mechanism per table
- CODE: PC - Polished Chrome Base
- CODE: STH - Special Table Height (any table height other than 29")
- CODE: ULW - Ultra-lightweight table top
- CODE: CAS - Mobile Casters per table
- CODE: LC1 - Low Profile Casters per leg
- CODE: GD - Ganging per table
- TABLE ACCESSORIES – Modesty Panels, Bridges, Grommets, Wire Management, Power & Communication Options, Table Dollies – see appropriate section in price list



FLIP-TOP DETAIL



GLIDE DETAIL



CASTER DETAIL



LOW PROFILE CASTER DETAIL



MODEL / DESCRIPTION / LIST PRICING

BRANDON | RECTANGLE

RECTANGLE

| Model Number | Table Top Size | Shpg. Wght. | Base Spread | LAMINATE TOP ASSORTED EDGES | | | | | | | | | VENEER TOP | |
|--------------|----------------|-------------|-------------|-----------------------------|--------|--------|--------|--------|--------|--------|--------|--------|------------|--|
| | | | | GRP 1 | GRP 2 | GRP 3 | GRP 4 | GRP 5 | GRP 6 | GRP 7 | GRP 8 | GRP 9 | | |
| BR1836 | 18 X 36 | 54 | 2-16"- T | \$501 | \$512 | \$592 | \$659 | \$796 | \$909 | \$1046 | \$1365 | \$1503 | | |
| BR1848 | 18 X 48 | 61 | 2-16"- T | \$530 | \$543 | \$633 | \$710 | \$864 | \$991 | \$1146 | \$1465 | \$1592 | | |
| BR1860 | 18 X 60 | 68 | 2-16"- T | \$561 | \$574 | \$674 | \$760 | \$931 | \$1074 | \$1246 | \$1562 | \$1681 | | |
| BR1872 | 18 X 72 | 75 | 2-16"- T | \$686 | \$701 | \$812 | \$906 | \$1095 | \$1253 | \$1443 | \$1874 | \$2056 | | |
| BR1884 | 18 X 84 | 81 | 2-16"- T | \$734 | \$753 | \$879 | \$988 | \$1206 | \$1389 | \$1608 | \$2037 | \$2204 | | |
| BR1896 | 18 X 96 | 88 | 2-16"- T | \$788 | \$807 | \$945 | \$1063 | \$1299 | \$1496 | \$1731 | \$2188 | \$2365 | | |
| BR2436 | 24 X 36 | 61 | 2-22"- T | \$551 | \$566 | \$663 | \$746 | \$911 | \$1050 | \$1218 | \$1535 | \$1656 | | |
| BR2448 | 24 X 48 | 70 | 2-22"- T | \$589 | \$604 | \$714 | \$810 | \$999 | \$1155 | \$1344 | \$1660 | \$1768 | | |
| BR2460 | 24 X 60 | 79 | 2-22"- T | \$626 | \$644 | \$767 | \$873 | \$1084 | \$1259 | \$1471 | \$1785 | \$1881 | | |
| BR2472 | 24 X 72 | 88 | 2-22"- T | \$759 | \$779 | \$916 | \$1032 | \$1265 | \$1460 | \$1694 | \$2122 | \$2279 | | |
| BR2484 | 24 X 84 | 97 | 2-22"- T | \$816 | \$838 | \$993 | \$1128 | \$1394 | \$1617 | \$1885 | \$2312 | \$2451 | | |
| BR2496 | 24 X 96 | 106 | 2-22"- T | \$877 | \$901 | \$1070 | \$1216 | \$1505 | \$1746 | \$2036 | \$2490 | \$2633 | | |
| BR3036 | 30 X 36 | 68 | 2-22"- T | \$585 | \$601 | \$710 | \$802 | \$989 | \$1146 | \$1331 | \$1647 | \$1757 | | |
| BR3048 | 30 X 48 | 79 | 2-22"- T | \$630 | \$648 | \$772 | \$879 | \$1093 | \$1272 | \$1485 | \$1800 | \$1893 | | |
| BR3060 | 30 X 60 | 90 | 2-22"- T | \$675 | \$695 | \$836 | \$956 | \$1197 | \$1398 | \$1638 | \$1950 | \$2029 | | |
| BR3072 | 30 X 72 | 102 | 2-22"- T | \$816 | \$839 | \$994 | \$1129 | \$1397 | \$1619 | \$1887 | \$2313 | \$2452 | | |
| BR3084 | 30 X 84 | 113 | 2-22"- T | \$880 | \$906 | \$1085 | \$1238 | \$1545 | \$1800 | \$2105 | \$2529 | \$2646 | | |
| BR3096 | 30 X 96 | 124 | 2-22"- T | \$950 | \$978 | \$1172 | \$1339 | \$1672 | \$1949 | \$2284 | \$2733 | \$2855 | | |
| BR3648 | 36 X 48 | 88 | 2-26"- T | \$681 | \$701 | \$844 | \$966 | \$1210 | \$1414 | \$1659 | \$1971 | \$2048 | | |
| BR3660 | 36 X 60 | 102 | 2-26"- T | \$734 | \$757 | \$919 | \$1056 | \$1332 | \$1561 | \$1838 | \$2148 | \$2207 | | |
| BR3672 | 36 X 72 | 115 | 2-26"- T | \$883 | \$908 | \$1088 | \$1241 | \$1550 | \$1806 | \$2114 | \$2538 | \$2653 | | |
| BR3684 | 36 X 84 | 129 | 2-26"- T | \$956 | \$984 | \$1190 | \$1364 | \$1716 | \$2009 | \$2358 | \$2779 | \$2872 | | |
| BR3696 | 36 X 96 | 142 | 2-26"- T | \$1032 | \$1064 | \$1287 | \$1478 | \$1861 | \$2180 | \$2563 | \$3009 | \$3104 | | |

OPTIONS

Add upcharge to list price and code to model number

| | | |
|--------|--|----------------|
| FLIP-T | Flip-Top for two T-legs | \$358 |
| FOLD | Lightweight Folding Leg Mechanism per table | \$298 |
| CLEG | C-legs to replace T-legs (per leg) | \$112 |
| PC | Polished Chrome for two 16", 22" or 26"-T Legs | \$80 |
| STH | Special Table Height (other than 29") | \$150 per base |
| CAS | Mobile Casters per table | \$98 |

| | | |
|-----|------------------------------------|---------------|
| LC1 | Low Profile Casters | \$135 per leg |
| GD | Ganging per table | \$95 |
| ULW | Ultra-lightweight table top | \$190 |
| SB | Stretcher Bar for tables under 72" | \$80 |

Note: Flip-Top option on C-Leg not available.

MODEL / DESCRIPTION / LIST PRICING

BRANDON | TRAPEZOID

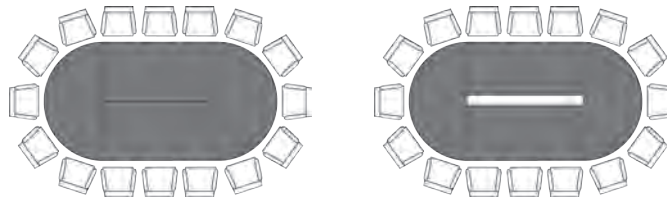


| Model Number | Table Top Size | Shpg. Wght. | Base Spread | LAMINATE TOP ASSORTED EDGES | | | | | | | VENEER TOP | |
|--------------|----------------|-------------|-------------|-----------------------------|--------|--------|--------|--------|--------|--------|------------|--------|
| | | | | GRP 1 | GRP 2 | GRP 3 | GRP 4 | GRP 5 | GRP 6 | GRP 7 | GRP 8 | GRP 9 |
| BT2448 | 24 x 48 | 70 | 2-22"- T | \$720 | \$779 | \$924 | \$1014 | \$1287 | \$1514 | \$1786 | \$2097 | \$2166 |
| BT2460 | 24 x 60 | 79 | 2-22"- T | \$811 | \$872 | \$1015 | \$1107 | \$1377 | \$1603 | \$1875 | \$2295 | \$2437 |
| BT3060 | 30 x 60 | 90 | 2-22"- T | \$849 | \$916 | \$1072 | \$1172 | \$1467 | \$1714 | \$2010 | \$2428 | \$2557 |
| BT3672 | 36 x 72 | 115 | 2-26"- T | \$1000 | \$1083 | \$1292 | \$1423 | \$1818 | \$2145 | \$2539 | \$2937 | \$3005 |

BRANDON | SECTIONAL | HALF ROUND



| Model Number | Table Top Size | Shpg. Wght. | Base Spread | LAMINATE TOP ASSORTED EDGES | | | | | | | VENEER TOP | |
|--------------|----------------|-------------|-------------|-----------------------------|--------|--------|--------|--------|--------|--------|------------|--------|
| | | | | GRP 1 | GRP 2 | GRP 3 | GRP 4 | GRP 5 | GRP 6 | GRP 7 | GRP 8 | GRP 9 |
| BHR2448 | 24 X 48 | 70 | 2-16"- T | \$854 | \$897 | \$1067 | \$1173 | \$1493 | \$1758 | \$2078 | \$2422 | \$2493 |
| BHR3060 | 30 X 60 | 90 | 2-22"- T | \$956 | \$1006 | \$1209 | \$1336 | \$1716 | \$2032 | \$2412 | \$2751 | \$2789 |
| BHR3672 | 36 X 72 | 115 | 2-26"- T | \$1159 | \$1224 | \$1483 | \$1645 | \$2132 | \$2537 | \$3023 | \$3383 | \$3460 |



SAMPLE CONFIGURATIONS

OPTIONS

Add upcharge to list price and code to model number

| | | |
|--------|--|----------------|
| FLIP-T | Flip-Top for two T-legs | \$358 |
| FOLD | Lightweight Folding Leg Mechanism per table | \$298 |
| CLEG | C-legs to replace T-legs (per leg) | \$112 |
| PC | Polished Chrome for two 16", 22" or 26"-T Legs | \$80 |
| STH | Special Table Height (other than 29") | \$150 per base |
| CAS | Mobile Casters per table | \$98 |

| | | |
|-----|------------------------------------|---------------|
| LC1 | Low Profile Casters | \$135 per leg |
| GD | Ganging per table | \$95 |
| ULW | Ultra-lightweight table top | \$190 |
| SB | Stretcher Bar for tables under 72" | \$80 |

Note: Flip-Top option on C-Leg not available.



RECTANGLE
CONFERENCE TABLE

ORDER INFORMATION

- | | |
|----------------------------|-------------------------------|
| 1) Series Name | 6) Laminate Selection and No. |
| 2) Model Number | 7) Edge Style Code and Color |
| 3) Size | 8) Wood Species |
| 4) Quantity | 9) Wood Stain Color |
| 5) Powder Coat Frame Color | 10) Optional Items |

BRANDON CONFERENCE SPECIFICATIONS

Conference Base

- Table Height** Table height is 29" to 30" depending on table top specified.
- Column** 2" round 14 gauge
- Base** 2" round 14 gauge – 36" spread
- Plate** 12 gauge stamped steel
- Glides** Adjustable zinc rubber cushion steel glides
- Assembly** Top plate is welded to the vertical column and the vertical column is welded to the horizontal base plate. No tie rod assembly. Base mounts to tabletop with ¼-20 x 1" machine screws into metal inserts in top. Stretcher steel bars are used on tops over 66" long.
- Finish** Choice of standard powder coat colors – See "Color Selections" brochure

Table Tops

Table top core is CARB Phase I & Phase II Compliant. Laminate, wood veneer and phenolic backing are glued with water based adhesives.

Edge Selections

ERG offers a wide variety of table top edge materials including PVC, wood and laminate.

FINISHES

Table Bases and Legs

Finished in your choice of standard powder coat colors. Finishes listed at beginning of price list. For colors refer to "Color Selections" brochure. For actual color samples, please call Customer Service.

Laminate/Veneer Selections

ERG offers over 1000 standard laminate choices from Nevamar, Wilsonart, Formica and Pionite. Wood veneer is available in transparent stain colors - custom stain matching available.

OPTIONS

- CODE: PC - Polished Chrome Base
- CODE: STH - Special Table Height (any table height other than 29")
- CODE: GD - Ganging per table
- CODE: CRT - Racetrack table top
- CODE: COT - Oval table top
- CODE: CBT - Boat table top
- TABLE ACCESSORIES – Modesty Panels, Bridges, Grommets, Wire Management, Power & Communication Options, Table Dollies – see appropriate section in price list

MODEL / DESCRIPTION / LIST PRICING

BRANDON | CONFERENCE | RECTANGLE

| Model Number | Table Top Size | Shpg. Wght. | Base Spread | LAMINATE TOP ASSORTED EDGES | | | | | | | VENEER TOP | |
|--------------|----------------|-------------|-------------|-----------------------------|--------|--------|--------|--------|--------|--------|------------|--------|
| | | | | GRP 1 | GRP 2 | GRP 3 | GRP 4 | GRP 5 | GRP 6 | GRP 7 | GRP 8 | GRP 9 |
| BC4272 | 42 X 72 | 129 | 2-36TT | \$1605 | \$1649 | \$1951 | \$2211 | \$2730 | \$3164 | \$3682 | \$4536 | \$4823 |
| BC4284 | 42 X 84 | 144 | 2-36TT | \$1691 | \$1737 | \$2060 | \$2338 | \$2894 | \$3357 | \$3912 | \$4793 | \$5077 |
| BC4296 | 42 X 96 | 160 | 2-36TT | \$1750 | \$1800 | \$2146 | \$2441 | \$3033 | \$3527 | \$4119 | \$4996 | \$5261 |
| BC4872 | 48 X 72 | 142 | 2-36TT | \$1656 | \$1701 | \$2021 | \$2296 | \$2844 | \$3303 | \$3851 | \$4703 | \$4973 |
| BC4884 | 48 X 84 | 160 | 2-36TT | \$1892 | \$1941 | \$2286 | \$2581 | \$3171 | \$3662 | \$4254 | \$5304 | \$5681 |
| BC4896 | 48 X 96 | 178 | 2-36TT | \$1960 | \$2013 | \$2381 | \$2697 | \$3329 | \$3855 | \$4486 | \$5534 | \$5888 |
| BC48108 | 48 X 108 | 196 | 3-36TT | \$2125 | \$2181 | \$2573 | \$2910 | \$3582 | \$4142 | \$4814 | \$5975 | \$6382 |
| BC48120 | 48 X 120 | 214 | 3-36TT | \$2193 | \$2253 | \$2669 | \$3026 | \$3739 | \$4334 | \$5047 | \$6204 | \$6589 |
| BC48144* | 48 X 144 | 250 | 3-36TT | \$2667 | \$2733 | \$3197 | \$3595 | \$4391 | \$5054 | \$5850 | \$7405 | \$8005 |
| BC6096 | 60 X 96 | 214 | 2-36TT | \$2284 | \$2343 | \$2757 | \$3112 | \$3822 | \$4413 | \$5124 | \$6396 | \$6857 |
| BC60108 | 60 X 108 | 237 | 3-36TT | \$2415 | \$2479 | \$2922 | \$3302 | \$4064 | \$4697 | \$5457 | \$6785 | \$7254 |
| BC60120 | 60 X 120 | 259 | 3-36TT | \$2571 | \$2640 | \$3112 | \$3518 | \$4329 | \$5004 | \$5815 | \$7226 | \$7724 |
| BC60144* | 60 X 144 | 304 | 3-36TT | \$3196 | \$3273 | \$3804 | \$4260 | \$5171 | \$5931 | \$6844 | \$8795 | \$9592 |

* Asterisk after model number indicates 2 piece tops with center seam for tables 144" and longer



RACETRACK
TABLE TOP OPTION

OPTIONS

Add upcharge to list price and code to model number

| | | |
|-----|--|---------|
| PC | Polished Chrome Base - rectangle tops | \$300 |
| GD | Ganging per table | \$95 |
| CRT | Racetrack table top - add to rectangle top price | add 20% |

| | | |
|-----|--|---------|
| COT | Eliptical table top - add to rectangle top price | add 20% |
| CBT | Boat table top - add to rectangle top price | add 25% |
| STH | Special Table Height - any height other than 29" | \$350 |

CAYMAN CAFE TABLE

The Cayman Table Series feature a brushed stainless steel X-base which complements our Island Chair Collection.



36" DIA CAFE TABLE



24" DIA CAFE TABLE

ORDERING INFORMATION

- | | |
|-------------------------------|--|
| 1) Series Name | 6) Edge Table Style Code and Color |
| 2) Model Number | 7) Wood Species |
| 3) Size | 8) Wood Stain Color |
| 4) Quantity | 9) Optional Items |
| 5) Laminate Selection and No. | 10) Solid Surface Available. Please Call |

CAYMAN/ISLAND TABLE BASE SPECIFICATIONS

Café

Table Height Standard is 29" to 30" (cafe) or 42" (bar height) but may vary depending on table top specified.

Occasional Table

Table Height Table height is 17" and 22"

Column

- 2.5" dia. tubing - 20" and 24" inch bases
- 3" dia. tubing - 28" and 32" inch bases
- Steel tubing welded to top plate

Base Brushed Stainless Steel – 20", 24", 28" and 32" X-base spreads.

Glides Adjustable glides

Metal Type Stainless Steel

Assembly Top plate is welded to the vertical column and the vertical column is bolted to the Finish Brushed Stainless Steel 4-Star Base.

TABLE TOP SPECIFICATIONS

Table Tops

Table top core is CARB Phase I & Phase II Compliant. Laminate, wood veneer and phenolic backing are glued with water based adhesives.

FINISHES

Laminate/Veneer Selections

ERG offers over 1000 standard laminate choices from Nevamar, Wilsonart, Formica and Pionite. Wood veneer is available in transparent stain colors - custom stain matching available.

Edge Selections:

ERG offers a wide variety of table top edge materials including PVC, wood, aluminum, resin and laminate.

Special Edge Note: When ganging or butting tables together, ERG recommends using 3mm flat edge or flat wood edge. Square tables using PVC T-edge will have a 2" radius on all corners.

OPTIONS

- CODE: SB - Stretcher bar for tables under 72"
- CODE: STH - Special Table Height (any table height other than 29" or bar height)



GLIDE DETAIL



CAYMAN 36" ROUND CAFE TABLE



CAYMAN 36" SQUARE CAFE TABLE

MODEL / DESCRIPTION / LIST PRICING


CAYMAN/ISLAND CAFE TABLES (29" height)

LAMINATE TOP

VENEER TOP

| Model Number | Table Top Size | Base Spread | Shpg. Wght. | LAMINATE TOP | | | | | | | VENEER TOP | | |
|--|----------------|-------------|-------------|--------------|-------|-------|-------|--------|--------|--------|------------|--------|--------|
| | | | | GRP 1 | GRP 2 | GRP 3 | GRP 4 | GRP 5 | GRP 6 | GRP 7 | GRP 8 | GRP 9 | |
|  | CAY24D | 24" dia. | 20"- X | 32 lbs. | \$605 | \$615 | \$683 | \$740 | \$856 | \$952 | \$1068 | \$1365 | \$1641 |
| | CAY30D | 30" dia. | 24"- X | 43 lbs. | \$645 | \$657 | \$747 | \$823 | \$977 | \$1103 | \$1256 | \$1493 | \$1735 |
| | CAY36D | 36" dia. | 32"- X | 53 lbs. | \$716 | \$732 | \$840 | \$932 | \$1117 | \$1273 | \$1456 | \$1680 | \$1919 |
| | CAY42D | 42" dia. | 32"- X | 81 lbs. | \$827 | \$848 | \$988 | \$1110 | \$1349 | \$1551 | \$1792 | \$1977 | \$2206 |
|  | CAY24S | 24" x 24" | 20"- X | 40 lbs. | \$603 | \$612 | \$683 | \$742 | \$863 | \$962 | \$1083 | \$1366 | \$1633 |
| | CAY2430S | 24" x 30" | 24"- X | 49 lbs. | \$613 | \$626 | \$708 | \$777 | \$918 | \$1034 | \$1174 | \$1414 | \$1655 |
| | CAY30S | 30" x 30" | 24"- X | 54 lbs. | \$635 | \$649 | \$737 | \$814 | \$966 | \$1094 | \$1247 | \$1475 | \$1708 |
| | CAY36S | 36" x 36" | 32"- X | 67 lbs. | \$727 | \$741 | \$853 | \$948 | \$1139 | \$1298 | \$1489 | \$1705 | \$1944 |

CAYMAN/ISLAND BAR HEIGHT TABLES (42" height)

| | | | | | | | | | | | | | |
|--|---------|----------|--------|---------|-------|-------|--------|--------|--------|--------|--------|--------|--------|
|  | CAYH24D | 24" dia. | 24"- X | 40 lbs. | \$825 | \$836 | \$903 | \$960 | \$1075 | \$1173 | \$1287 | \$1805 | \$2258 |
| | CAYH30D | 30" dia. | 24"- X | 50 lbs. | \$888 | \$901 | \$989 | \$1066 | \$1219 | \$1346 | \$1499 | \$1980 | \$2414 |
| | CAYH36D | 36" dia. | 32"- X | 63 lbs. | \$937 | \$952 | \$1061 | \$1153 | \$1338 | \$1492 | \$1677 | \$2121 | \$2537 |

OPTIONS

Add upcharge to list price and code to model number

| | | |
|-----|--|-------|
| SB | Stretcher Bar for tables under 72" | \$80 |
| STH | Special Table Height (other than 29" or 42") | \$150 |

| | | |
|-----|---|---------------|
| ULW | Ultra-lightweight table top | \$190 |
| SF | Powder Coat finish - in standard colors | \$60 per base |

CAYMAN TRAINING TABLES

The Cayman Table Series feature a brushed stainless steel X-base which complements our Island Chair Collection.



CAYMAN TRAINING TABLE



GLIDE DETAIL

ORDERING INFORMATION

- | | |
|-----------------|--|
| 1) Series Name | 5) Laminate Selection and No. |
| 2) Model Number | 6) Edge Table Style Code and Color |
| 3) Size | 7) Optional Items |
| 4) Quantity | 8) Solid Surface Available. Please Call. |

CAYMAN/ISLAND TABLE BASE SPECIFICATIONS

Training

- Table Height** Standard is 29" to 30" (cafe) but may depend on table top specified.
- Column**
 - 2.5" dia. tubing - 20" and 24" inch bases
 - 3" dia. tubing - 28" and 32" inch bases
 - Steel tubing welded to top plate
- Base** Brushed Stainless Steel - 20", 24", 28" and 32" X-base spreads.
- Glides** Adjustable glides
- Metal Type** Stainless Steel
- Assembly** Top plate is welded to the vertical column and the vertical column is bolted to the Finish Brushed Stainless Steel 4-Star Base.

TABLE TOP SPECIFICATIONS

Table Tops

Table top core is CARB Phase I & Phase II Compliant. Laminate, wood veneer and phenolic backing are glued with water based adhesives.

FINISHES

Laminate/Veneer Selections

ERG offers over 1000 standard laminate choices from Nevamar, Wilsonart, Formica and Pionite. Wood veneer is available in transparent stain colors - custom stain matching available.

Edge Selections:

ERG offers a wide variety of table top edge materials including PVC, wood, aluminum, resin and laminate. Special Edge Note: When ganging or butting tables together, ERG recommends using 3mm flat edge or flat wood edge. Square tables using PVC T-edge will have a 2" radius on all corners.

OPTIONS

- CODE: SB - Stretcher bar for tables under 72"
- CODE: STH - Special Table Height (any table height other than 29")



CAYMAN TRAINING TABLE

MODEL / DESCRIPTION / LIST PRICING

CAYMAN/ISLAND TRAINING TABLES

LAMINATE TOP

VENEER TOP



| Model Number | Table Top Size | Base Spread | Shpg. Wght. | GRP 1 | GRP 2 | GRP 3 | GRP 4 | GRP 5 | GRP 6 | GRP 7 | GRP 8 | GRP 9 |
|----------------|----------------|-------------|-------------|---------|---------|---------|---------|---------|---------|---------|---------|---------|
| CAY2448 | 24" x 48" | (2) 24"- X | 70 lbs. | \$ 1028 | \$ 1044 | \$ 1155 | \$ 1253 | \$ 1445 | \$ 1605 | \$ 1798 | \$ 2312 | \$ 2787 |
| CAY2460 | 24" x 60" | (2) 24"- X | 79 lbs. | \$ 1063 | \$ 1082 | \$ 1205 | \$ 1313 | \$ 1527 | \$ 1704 | \$ 1918 | \$ 2411 | \$ 2876 |
| CAY3048 | 30" x 48" | (2) 32"- X | 79 lbs. | \$ 1061 | \$ 1077 | \$ 1201 | \$ 1307 | \$ 1520 | \$ 1697 | \$ 1909 | \$ 2403 | \$ 2869 |
| CAY3060 | 30" x 60" | (2) 32"- X | 90 lbs. | \$ 1110 | \$ 1130 | \$ 1272 | \$ 1392 | \$ 1635 | \$ 1836 | \$ 2078 | \$ 2542 | \$ 2995 |



CAYMAN TRAINING TABLE

OPTIONS

Add upcharge to list price and code to model number

| | | |
|-----|---------------------------------------|-----------------|
| SB | Stretcher Bar for tables under 72" | \$ 80 |
| STH | Special Table Height (other than 29") | \$ 150 per base |
| ULW | Ultra-lightweight table top | \$ 190 |

| | | |
|----|---|----------------|
| GD | Ganging per table | \$ 95 |
| SF | Powder Coat finish - in standard colors | \$ 60 per base |

CORSA SERIES

Corsa Series has a round stainless steel base with a 3" diameter stainless steel column. Corsa is an ERG economically priced offering.



CORSA WITH KRystalCAST® TOP



CORSA LAMINATE TOP

STAINLESS STEEL

ORDER INFORMATION

- | | |
|-----------------|-------------------------------|
| 1) Series Name | 6) Laminate Selection and No. |
| 2) Model Number | 7) Edge Style Code and Color |
| 3) Size | 8) Wood Species |
| 4) Quantity | 9) Wood Stain Color |
| 5) Base Finish | 10) Optional Items |

CORSA CAFÉ BASE SPECIFICATIONS

Corsa Base

- Table Height** Table height is 29" to 30" depending on table top specified. Bar Height table is 42".
- Column** 3" diameter stainless steel #201.
- Base** Stainless steel #201. Base spread is 17", 22" or 28"
- Spider** Depending on size of tabletop:
13" X 13" square
24" x 24" square
- Glides** Adjustable glides
- Assembly** Base mounts to tabletop with ¼-20 x 1" machine screws into metal inserts in top.
NO WOOD SCREWS ARE USED.

TABLE TOP SPECIFICATIONS

Table Tops

Table top core is CARB Phase I & Phase II Compliant. Laminate, wood veneer and phenolic backing are glued with water based adhesives.

FINISHES

Table Base

Stainless steel #201 finish is standard. Optional standard powder coat colors are available.

Laminate/Veneer Selections

ERG offers over 1000 standard laminate choices from Nevamar, Wilsonart, Formica and Pionite. Wood veneer is available in transparent stain colors - custom stain matching available.

Special Edge Note:

Square tables using PVC T-edge will have a 2" radius on all corners. When ganging or butting tables together, ERG recommends using 3mm flat edge or flat wood edge.

OPTIONS

- CODE: SF - Powder Coat finish in choice of standard powder coat colors.
- CODE: STH - Special Table Height, for any table height other than 29" or bar-height
- CODE: GD - Ganging



MODEL / DESCRIPTION / LIST PRICING

CORSA | CAFÉ | ROUND | STAINLESS STEEL BASE



| Model Number | Table Top Size | Shpg. Wght. | Base Spread | LAMINATE TOP ASSORTED EDGES | | | | | | | | VENEER TOP | |
|--------------|----------------|-------------|-------------|-----------------------------|--------|--------|--------|--------|--------|--------|--------|------------|--|
| | | | | GRP 1 | GRP 2 | GRP 3 | GRP 4 | GRP 5 | GRP 6 | GRP 7 | GRP 8 | GRP 9 | |
| COR24D | 24" Dia. | 32 | 17" | \$432 | \$441 | \$508 | \$566 | \$681 | \$777 | \$894 | \$1016 | \$1153 | |
| COR30D | 30" Dia. | 43 | 22" | \$512 | \$524 | \$613 | \$690 | \$843 | \$971 | \$1124 | \$1227 | \$1362 | |
| COR36D | 36" Dia. | 53 | 22" | \$583 | \$600 | \$707 | \$799 | \$985 | \$1139 | \$1323 | \$1414 | \$1548 | |
| COR42D | 42" Dia. | 72 | 22" | \$695 | \$715 | \$856 | \$977 | \$1218 | \$1419 | \$1659 | \$1712 | \$1833 | |
| COR48D | 48" Dia. | 86 | 28" | \$918 | \$941 | \$1112 | \$1258 | \$1550 | \$1792 | \$2083 | \$2223 | \$2432 | |
| COR54D | 54" Dia. | 135 | 28" | \$1363 | \$1638 | \$1841 | \$2014 | \$2360 | \$2649 | \$2997 | \$3568 | \$3760 | |
| COR60D | 60" Dia. | 160 | 28" | \$1700 | \$1733 | \$1967 | \$2167 | \$2568 | \$2903 | \$3303 | \$3871 | \$4033 | |

Note: 54" and 60" tables have 6" diameter column for stability.

CORSA | CAFÉ | SQUARE | STAINLESS STEEL BASE



| Model Number | Table Top Size | Shpg. Wght. | Base Spread | LAMINATE TOP ASSORTED EDGES | | | | | | | | VENEER TOP | |
|--------------|----------------|-------------|-------------|-----------------------------|-------|--------|--------|--------|--------|--------|--------|------------|--|
| | | | | GRP 1 | GRP 2 | GRP 3 | GRP 4 | GRP 5 | GRP 6 | GRP 7 | GRP 8 | GRP 9 | |
| COR24S | 24" Sq. | 40 | 17" | \$429 | \$439 | \$509 | \$569 | \$688 | \$789 | \$907 | \$1017 | \$1145 | |
| COR2430S | 24x30 Sq. | 49 | 22" | \$463 | \$474 | \$555 | \$626 | \$765 | \$882 | \$1022 | \$1112 | \$1230 | |
| COR30S | 30" Sq. | 54 | 22" | \$502 | \$516 | \$605 | \$681 | \$835 | \$961 | \$1114 | \$1209 | \$1336 | |
| COR36S | 36" Sq. | 67 | 22" | \$593 | \$608 | \$719 | \$815 | \$1006 | \$1164 | \$1356 | \$1440 | \$1572 | |
| COR42S | 42" Sq. | 90 | 28" | \$834 | \$853 | \$993 | \$1114 | \$1356 | \$1556 | \$1797 | \$1987 | \$2219 | |
| COR48S | 48" Sq. | 138 | 28" | \$926 | \$951 | \$1125 | \$1274 | \$1571 | \$1819 | \$2115 | \$2249 | \$2456 | |

OPTIONS

Add upcharge to list price and code to model number

| | | | | | |
|-----|---|----------------|----|-------------------|------|
| SF | Powder Coat finish - in standard colors | \$60 per base | GD | Ganging per table | \$95 |
| STH | Special Table Height, other than 29" or 42" | \$150 per base | | | |



MODEL / DESCRIPTION / LIST PRICING

CORSA | CAFÉ | RECTANGLE | STAINLESS STEEL BASE



| Model Number | Table Top Size | Shpg. Wght. | Base Spread | LAMINATE TOP ASSORTED EDGES | | | | | | | VENEER TOP | |
|--------------|----------------|-------------|-------------|-----------------------------|-------|--------|--------|--------|--------|--------|------------|--------|
| | | | | GRP 1 | GRP 2 | GRP 3 | GRP 4 | GRP 5 | GRP 6 | GRP 7 | GRP 8 | GRP 9 |
| COR2448 | 24x48 Sq. | 70 | 2-17" | \$726 | \$740 | \$853 | \$949 | \$1142 | \$1303 | \$1495 | \$1705 | \$1939 |
| COR2460 | 24x60 Sq. | 79 | 2-17" | \$760 | \$777 | \$903 | \$1010 | \$1224 | \$1402 | \$1616 | \$1806 | \$2029 |
| COR3048 | 30x48 Sq. | 79 | 2-17" | \$794 | \$812 | \$936 | \$1042 | \$1254 | \$1430 | \$1643 | \$1871 | \$2124 |
| COR3060 | 30x60 Sq. | 90 | 2-17" | \$844 | \$864 | \$1006 | \$1127 | \$1368 | \$1571 | \$1812 | \$2011 | \$2249 |

Note: When optional base finish is required, please multiply upcharge by 2 for tables supported with an extra base.

CORSA | BAR HEIGHT | ROUND | STAINLESS STEEL BASE



| Model Number | Table Top Size | Shpg. Wght. | Base Spread | LAMINATE TOP ASSORTED EDGES | | | | | | | VENEER TOP | |
|--------------|----------------|-------------|-------------|-----------------------------|-------|-------|-------|--------|--------|--------|------------|--------|
| | | | | GRP 1 | GRP 2 | GRP 3 | GRP 4 | GRP 5 | GRP 6 | GRP 7 | GRP 8 | GRP 9 |
| CORH24D | 24" Dia. | 40 | 22" | \$554 | \$565 | \$632 | \$690 | \$806 | \$902 | \$1017 | \$1264 | \$1500 |
| CORH30D | 30" Dia. | 55 | 22" | \$617 | \$630 | \$719 | \$796 | \$949 | \$1075 | \$1229 | \$1439 | \$1657 |
| CORH36D | 36" Dia. | 63 | 28" | \$758 | \$773 | \$881 | \$974 | \$1158 | \$1313 | \$1498 | \$1763 | \$2036 |

CORSA | BAR HEIGHT | SQUARE | STAINLESS STEEL BASE



| Model Number | Table Top Size | Shpg. Wght. | Base Spread | LAMINATE TOP ASSORTED EDGES | | | | | | | VENEER TOP | |
|--------------|----------------|-------------|-------------|-----------------------------|-------|-------|--------|--------|--------|--------|------------|--------|
| | | | | GRP 1 | GRP 2 | GRP 3 | GRP 4 | GRP 5 | GRP 6 | GRP 7 | GRP 8 | GRP 9 |
| CORH36S | 36" Sq. | 67 | 28" | \$781 | \$797 | \$907 | \$1004 | \$1194 | \$1353 | \$1544 | \$1817 | \$2098 |

OPTIONS

Add upcharge to list price and code to model number

| | | | | | |
|-----|---|----------------|----|-------------------|------|
| SF | Powder Coat finish - in standard colors | \$60 per base | GD | Ganging per table | \$95 |
| STH | Special Table Height, other than 29" or 42" | \$150 per base | | | |



RECTANGLE
CONFERENCE TABLE

ORDER INFORMATION

- | | |
|----------------------------|-------------------------------|
| 1) Series Name | 6) Laminate Selection and No. |
| 2) Model Number | 7) Edge Style Code and Color |
| 3) Size | 8) Wood Species |
| 4) Quantity | 9) Wood Stain Color |
| 5) Powder Coat Frame Color | 10) Optional Items |

CORSA CONFERENCE SPECIFICATIONS

Corsa Base

- Table Height** Table height is 29" to 30" depending on table top specified. Bar Height table is 42".
- Column** 3" diameter stainless steel #201.
- Base** Stainless steel #201. Base spread is 22" or 28"
- Spider** 24" x 24" square
- Glides** Adjustable glides
- Assembly** Base mounts to tabletop with 1/4-20 x 1" machine screws into metal inserts in top.
NO WOOD SCREWS ARE USED.

TABLE TOP SPECIFICATIONS

Table Tops

Table top core is CARB Phase I & Phase II Compliant. Laminate, wood veneer and phenolic backing are glued with water based adhesives.

Edge Selections

ERG offers a wide variety of table top edge materials including PVC, wood and laminate.

FINISHES

Table Base

Stainless steel #201 finish is standard. Optional standard powder coat colors are available.

Laminate/Veneer Selections

ERG offers over 1000 standard laminate choices from Nevamar, Wilsonart, Formica and Pionite. Wood veneer is available in transparent stain colors - custom stain matching available.

Special Edge Note:

Square tables using PVC T-edge will have a 2" radius on all corners. When ganging or butting tables together, ERG recommends using 3mm flat edge or flat wood edge.

OPTIONS

- CODE: SF - Powder Coat finish in choice of standard colors.
- CODE: GD - Ganging per table
- CODE: CRT - Racetrack table top
- CODE: COT - Oval table top
- CODE: CBT - Boat table top
- TABLE ACCESSORIES - Modesty Panels, Bridges, Grommets, Wire Management, Power & Communication Options, Table Dollies - see appropriate section in price list



RACETRACK
TABLE TOP OPTION

MODEL / DESCRIPTION / LIST PRICING

CORSA | CONFERENCE | RECTANGLE

| | Model Number | Table Top Size | Shpg. Wght. | Base Spread | LAMINATE TOP ASSORTED EDGES | | | | | | | VENEER TOP | |
|-----------|--------------|----------------|-------------|-------------|-----------------------------|--------|--------|--------|--------|--------|--------|------------|---------|
| | | | | | GRP 1 | GRP 2 | GRP 3 | GRP 4 | GRP 5 | GRP 6 | GRP 7 | GRP 8 | GRP 9 |
| RECTANGLE | CORC4272 | 42 X 72 | 129 | 2-28" | \$2038 | \$2081 | \$2384 | \$2644 | \$3163 | \$3596 | \$4115 | \$5487 | \$6111 |
| | CORC4284 | 42 X 84 | 144 | 2-28" | \$2123 | \$2168 | \$2493 | \$2770 | \$3326 | \$3789 | \$4345 | \$5744 | \$6366 |
| | CORC4296 | 42 X 96 | 160 | 2-28" | \$2183 | \$2232 | \$2578 | \$2874 | \$3466 | \$3960 | \$4552 | \$5948 | \$6550 |
| | CORC4872 | 48 X 72 | 142 | 2-28" | \$2087 | \$2134 | \$2454 | \$2729 | \$3277 | \$3736 | \$4284 | \$5654 | \$6261 |
| | CORC4884 | 48 X 84 | 160 | 2-28" | \$2325 | \$2374 | \$2718 | \$3012 | \$3604 | \$4095 | \$4686 | \$6255 | \$6970 |
| | CORC4896 | 48 X 96 | 178 | 2-28" | \$2393 | \$2445 | \$2814 | \$3130 | \$3761 | \$4287 | \$4918 | \$6485 | \$7177 |
| | CORC48108 | 48 X 108 | 196 | 3-28" | \$2558 | \$2613 | \$3005 | \$3341 | \$4014 | \$4575 | \$5247 | \$6927 | \$7670 |
| | CORC48120 | 48 X 120 | 214 | 3-28" | \$2626 | \$2685 | \$3102 | \$3459 | \$4172 | \$4767 | \$5480 | \$7156 | \$7878 |
| | CORC48144* | 48 X 144 | 250 | 3-28" | \$3100 | \$3166 | \$3630 | \$4028 | \$4824 | \$5486 | \$6282 | \$8356 | \$9294 |
| | CORC6096 | 60 X 96 | 214 | 2-28" | \$2715 | \$2775 | \$3190 | \$3545 | \$4255 | \$4845 | \$5557 | \$7347 | \$8145 |
| | CORC60108 | 60 X 108 | 237 | 3-28" | \$2848 | \$2912 | \$3355 | \$3735 | \$4496 | \$5129 | \$5889 | \$7735 | \$8543 |
| | CORC60120 | 60 X 120 | 259 | 3-28" | \$3004 | \$3072 | \$3545 | \$3950 | \$4761 | \$5437 | \$6248 | \$8177 | \$9012 |
| | CORC60144* | 60 X 144 | 304 | 3-28" | \$3629 | \$3705 | \$4237 | \$4692 | \$5604 | \$6364 | \$7277 | \$9746 | \$10881 |

* Asterisk after model number indicates 2 piece tops with center seam for tables 144" and longer

Note: Other sizes upon request, call ERG customer service.

OPTIONS

Add upcharge to list price and code to model number

| | | | | | |
|-----|--|---------------|-----|---|---------|
| SF | Powder Coat finish - in standard colors | \$60 per base | COT | Elliptical table top - add to rectangle top price | add 20% |
| GD | Ganging per table | \$95 | CBT | Boat table top - add to rectangle top price | add 25% |
| CRT | Racetrack table top - add to rectangle top price | add 20% | STH | Special Table Height - any height other than 29" | \$350 |

NEW



CROSSFIRE ROUND XBASE

ORDERING INFORMATION

- | | |
|----------------------------|-------------------------------|
| 1) Series Name | 6) Laminate Selection and No. |
| 2) Model Number | 7) Edge Style Code and Color |
| 3) Size | 8) Wood Species |
| 4) Quantity | 9) Wood Stain Color |
| 5) Powder Coat Frame Color | 10) Optional Items |

CROSSFIRE CAFÉ BASE SPECIFICATIONS

Crossfire X Base

- Table Height** Table height is 29" to 30" depending on table top specified. Bar Height table is 42".
- Column** 2.25" diameter 14 gauge steel tubing welded to top plate.
- Base** Diecast aluminum tubing – 26", 33" and 38" X-base spreads.
- Plate** 8" x 8" square
11" X 11" square
24" x 24" square
- Glides** Adjustable zinc rubber cushion glides
- Assembly** Top plate is welded to the vertical column and the vertical column is bolted to the horizontal base. No tie rod assembly. Base mounts to tabletop with ¼-20 x 1" machine screws into metal inserts in top.
- Finish** Choice of standard powder coat colors – See "Color Selections" brochure.

Flip-Top Mechanism

Durable all-steel construction with a spring-loaded release handle and a safety catch to maintain flipped-up position.

TABLE TOP SPECIFICATIONS

Table Tops

Table top core is CARB Phase I & Phase II Compliant. Laminate, wood veneer and phenolic backing are glued with water based adhesives.

FINISHES

Laminate/Veneer Selections

ERG offers over 1000 standard laminate choices from Nevamar, Wilsonart, Formica and Pionite. Wood veneer is available in transparent stain colors - custom stain matching available.

Edge Selections:

ERG offers a wide variety of table top edge materials including PVC, wood, aluminum, resin and laminate. Special Edge Note: When ganging or butting tables together, ERG recommends using 3mm flat edge or flat wood edge. Square tables using PVC T-edge will have a 2" radius on all corners.

OPTIONS

- CODE: FLIP-X - Flip Top per X-base
- CODE: FLIP-T - Flip Top for two T-legs
- CODE: FTCB - Flip-Top cross bar
- CODE: SB - Stretcher bar for tables under 72"
- CODE: PC - Polished Chrome
- CODE: RP - Painted Foot-ring for bar height
- CODE: STH - Special Table Height (any table height other than 29" or bar height)
- CODE: CAS - Mobile Casters per table
- CODE: GD - Ganging



GLIDE DETAIL

MODEL / DESCRIPTION / LIST PRICING

CROSSFIRE | CAFÉ | ROUND



| Model Number | Table Top Size | Shpg. Wght. | Base Spread | LAMINATE TOP ASSORTED EDGES | | | | | | | | VENEER TOP | |
|--------------|----------------|-------------|-------------|-----------------------------|-------|--------|--------|--------|--------|--------|--------|------------|--|
| | | | | GRP 1 | GRP 2 | GRP 3 | GRP 4 | GRP 5 | GRP 6 | GRP 7 | GRP 8 | GRP 9 | |
| CF30D | 30" Dia. | 43 | 26"- X | \$632 | \$646 | \$739 | \$819 | \$980 | \$1113 | \$1274 | \$1700 | \$1895 | |
| CF36D | 36" Dia. | 53 | 33"- X | \$708 | \$725 | \$837 | \$933 | \$1128 | \$1289 | \$1483 | \$1932 | \$2123 | |
| CF42D | 42" Dia. | 72 | 38"- X | \$853 | \$875 | \$1021 | \$1148 | \$1400 | \$1611 | \$1863 | \$2366 | \$2561 | |
| CF48D | 48" Dia. | 103 | 38"- X | \$941 | \$967 | \$1146 | \$1299 | \$1604 | \$1859 | \$2164 | \$2663 | \$2829 | |

CROSSFIRE | CAFÉ | SQUARE



| Model Number | Table Top Size | Shpg. Wght. | Base Spread | LAMINATE TOP ASSORTED EDGES | | | | | | | | VENEER TOP | |
|--------------|----------------|-------------|-------------|-----------------------------|-------|--------|--------|--------|--------|--------|--------|------------|--|
| | | | | GRP 1 | GRP 2 | GRP 3 | GRP 4 | GRP 5 | GRP 6 | GRP 7 | GRP 8 | GRP 9 | |
| CF2430S | 24x30 Sq. | 49 | 26"- X | \$581 | \$593 | \$678 | \$753 | \$899 | \$1021 | \$1168 | \$1561 | \$1742 | |
| CF30S | 30" Sq. | 54 | 26"- X | \$612 | \$626 | \$719 | \$799 | \$960 | \$1093 | \$1254 | \$1658 | \$1838 | |
| CF36S | 36" Sq. | 67 | 33"- X | \$736 | \$754 | \$869 | \$970 | \$1169 | \$1336 | \$1535 | \$2006 | \$2209 | |
| CF42S | 42" Sq. | 90 | 38"- X | \$858 | \$879 | \$1027 | \$1152 | \$1405 | \$1615 | \$1867 | \$2375 | \$2575 | |

CROSSFIRE | CAFÉ | RECTANGLE



| Model Number | Table Top Size | Shpg. Wght. | Base Spread | LAMINATE TOP ASSORTED EDGES | | | | | | | | VENEER TOP | |
|--------------|----------------|-------------|-------------|-----------------------------|-------|-------|--------|--------|--------|--------|--------|------------|--|
| | | | | GRP 1 | GRP 2 | GRP 3 | GRP 4 | GRP 5 | GRP 6 | GRP 7 | GRP 8 | GRP 9 | |
| CF2448 | 24x48 Sq. | 70 | 2-20"- T | \$733 | \$748 | \$858 | \$953 | \$1142 | \$1300 | \$1489 | \$1977 | \$2197 | |
| CF2460 | 24x60 Sq. | 79 | 2-20"- T | \$770 | \$788 | \$910 | \$1016 | \$1227 | \$1403 | \$1615 | \$2102 | \$2310 | |
| CF3048 | 30x48 Sq. | 79 | 2-26"- T | \$774 | \$792 | \$917 | \$1023 | \$1237 | \$1415 | \$1630 | \$2117 | \$2323 | |
| CF3060 | 30x60 Sq. | 90 | 2-26"- T | \$819 | \$840 | \$980 | \$1099 | \$1341 | \$1541 | \$1782 | \$2268 | \$2459 | |

CROSSFIRE | CAFÉ | BAR HEIGHT



| Model Number | Table Top Size | Shpg. Wght. | Base Spread | LAMINATE TOP ASSORTED EDGES | | | | | | | | VENEER TOP | |
|--------------|----------------|-------------|-------------|-----------------------------|-------|--------|--------|--------|--------|--------|--------|------------|--|
| | | | | GRP 1 | GRP 2 | GRP 3 | GRP 4 | GRP 5 | GRP 6 | GRP 7 | GRP 8 | GRP 9 | |
| CFH24D | 24" Dia. | 40 | 20"- X | \$783 | \$793 | \$864 | \$925 | \$1045 | \$1147 | \$1267 | \$1957 | \$2343 | |
| CFH30D | 30" Dia. | 50 | 26"- X | \$824 | \$838 | \$931 | \$1011 | \$1172 | \$1305 | \$1466 | \$2123 | \$2468 | |
| CFH36D | 36" Dia. | 63 | 33"- X | \$948 | \$964 | \$1076 | \$1174 | \$1368 | \$1530 | \$1723 | \$2460 | \$2838 | |
| CFH36S | 36" Sq. | 67 | 33"- X | \$982 | \$999 | \$1115 | \$1214 | \$1414 | \$1580 | \$1780 | \$2545 | \$2940 | |

OPTIONS

Add upcharge to list price and code to model number

| | | |
|--------|---------------------------------------|----------------|
| FLIP-X | Flip-Top per X-base | \$125 |
| FLIP-T | Flip-Top for two T-legs | \$358 |
| FTCB | Flip-Top Cross Bar | \$150 |
| SB | Stretcher Bar for tables under 72" | \$80 |
| STH | Special Table Height (other than 29") | \$150 per base |

| | | |
|-----|----------------------------------|-------|
| RP | Painted Foot-ring for Bar Height | \$110 |
| CAS | Mobile Casters per table | \$98 |
| PC | Polished Chrome | \$90 |
| GD | Ganging per table | \$95 |



ORDERING INFORMATION

- | | |
|----------------------------|-------------------------------|
| 1) Series Name | 6) Laminate Selection and No. |
| 2) Model Number | 7) Edge Style Code and Color |
| 3) Size | 8) Wood Species |
| 4) Quantity | 9) Wood Stain Color |
| 5) Powder Coat Frame Color | 10) Optional Items |

CROSSFIRE TRAINING BASE SPECIFICATIONS

Crossfire T Base

- Table Height** Table height is 29" to 30" depending on table top specified.
- Column** 2.25" diameter 14 gauge steel tubing welded to top plate.
- Base** Diecast aluminum tubing – 20", 26" spreads
- Plate** 8" x 8" square 12 gauge stamped steel
5" x 5" or 2" x 4" 12 gauge stamped steel (Flip-Top or Folding)
- Glides** Adjustable zinc rubber cushion steel glides
- Assembly** Top plate is welded to the vertical column and the vertical column is welded to the horizontal base plate. No tie rod assembly. Base mounts to tabletop with ¼-20 x 1" machine screws into metal inserts in top. Stretcher steel bars are used on tops 72" and longer.
- Finish** Choice of standard powder coat colors – See "Color Selections" brochure

Flip-Top Mechanism

Aluminum die-cast top plate and aluminum housing with single handle cable release.

Folding Mechanism

Nylon injection molded housing, cast aluminum pivot and metal locking slider. Rigid, taper locking design is activated by single lever that also locks in folded position.

TABLE TOP SPECIFICATIONS

Table Tops

Table top core is CARB Phase I & Phase II Compliant. Laminate, wood veneer and phenolic backing are glued with water based adhesives.

Ultra-Lightweight Table Tops

Ultra-lightweight tables have an exceptionally strong manufactured MDF top made from 100% recovered and recycled wood fiber with at least 25% post-industrial recycled fiber; the balance consisting of recovered waste fiber. Ultra-light tables are 18% lighter than standard tables.



FINISHES

Laminate/Veneer Selections

ERG offers over 1000 standard laminate choices from Nevamar, Wilsonart, Formica and Pionite. Wood veneer is available in transparent stain colors - custom stain matching available.

Edge Selections:

ERG offers a wide variety of table top edge materials including PVC, wood, aluminum, resin and laminate.

Special Edge Note: When ganging or butting tables together, ERG recommends using 3mm flat edge or flat wood edge. Square tables using PVC T-edge will have a 2" radius on all corners.

OPTIONS

- CODE: FLIP-T - Flip-Top for two T-legs
- CODE: FTCB - Flip-Top cross bar
- CODE: SB - Stretcher bar for tables under 72"
- CODE: FOLD - Lightweight Folding Leg Mechanism per table
- CODE: STH - Special Table Height (any table height other than 29")
- CODE: ULW - Ultra-lightweight table top
- CODE: CAS - Mobile Casters per table
- CODE: GD - Ganging per table
- CODE: PC - Polished Chrome
- TABLE ACCESSORIES – Modesty Panels, Bridges, Grommets, Wire Management, Power & Communication Options, Table Dollies – see appropriate section in price list



GLIDE DETAIL

MODEL / DESCRIPTION / LIST PRICING

CROSSFIRE | RECTANGLE

| | Model Number | Table Top Size | Shpg. Wght. | Base Spread | LAMINATE TOP ASSORTED EDGES | | | | | | | VENEER TOP | |
|-----------|--------------|----------------|-------------|-------------|-----------------------------|--------|--------|--------|--------|--------|--------|------------|--------|
| | | | | | GRP 1 | GRP 2 | GRP 3 | GRP 4 | GRP 5 | GRP 6 | GRP 7 | GRP 8 | GRP 9 |
| RECTANGLE | CF2436 | 24 X 36 | 61 | 2-20"- T | \$695 | \$710 | \$807 | \$890 | \$1056 | \$1195 | \$1362 | \$1852 | \$2084 |
| | CF2448 | 24 X 48 | 70 | 2-20"- T | \$733 | \$748 | \$858 | \$953 | \$1142 | \$1300 | \$1489 | \$1977 | \$2197 |
| | CF2460 | 24 X 60 | 79 | 2-20"- T | \$770 | \$788 | \$910 | \$1016 | \$1227 | \$1403 | \$1615 | \$2102 | \$2310 |
| | CF2472 | 24 X 72 | 88 | 2-20"- T | \$927 | \$947 | \$1084 | \$1200 | \$1434 | \$1629 | \$1862 | \$2492 | \$2780 |
| | CF2484 | 24 X 84 | 97 | 2-20"- T | \$984 | \$1006 | \$1162 | \$1296 | \$1562 | \$1785 | \$2053 | \$2681 | \$2952 |
| | CF2496 | 24 X 96 | 106 | 2-20"- T | \$1021 | \$1045 | \$1214 | \$1360 | \$1649 | \$1890 | \$2180 | \$2807 | \$3064 |
| | CF3036 | 30 X 36 | 68 | 2-26"- T | \$730 | \$744 | \$854 | \$947 | \$1134 | \$1289 | \$1475 | \$1965 | \$2186 |
| | CF3048 | 30 X 48 | 79 | 2-26"- T | \$774 | \$792 | \$917 | \$1023 | \$1237 | \$1415 | \$1630 | \$2117 | \$2323 |
| | CF3060 | 30 X 60 | 90 | 2-26"- T | \$819 | \$840 | \$980 | \$1099 | \$1341 | \$1541 | \$1782 | \$2268 | \$2459 |
| | CF3072 | 30 X 72 | 102 | 2-26"- T | \$984 | \$1007 | \$1163 | \$1298 | \$1565 | \$1787 | \$2055 | \$2683 | \$2953 |
| | CF3084 | 30 X 84 | 113 | 2-26"- T | \$1048 | \$1074 | \$1253 | \$1407 | \$1713 | \$1968 | \$2273 | \$2899 | \$3147 |
| | CF3096 | 30 X 96 | 124 | 2-26"- T | \$1094 | \$1121 | \$1316 | \$1483 | \$1817 | \$2094 | \$2428 | \$3051 | \$3283 |
| | CF3648 | 36 X 48 | 88 | 2-26"- T | \$825 | \$845 | \$988 | \$1111 | \$1355 | \$1558 | \$1803 | \$2288 | \$2359 |
| | CF3660 | 36 X 60 | 102 | 2-26"- T | \$878 | \$901 | \$1063 | \$1200 | \$1476 | \$1705 | \$1982 | \$2465 | \$2638 |
| | CF3672 | 36 X 72 | 115 | 2-26"- T | \$1052 | \$1076 | \$1256 | \$1410 | \$1718 | \$1974 | \$2283 | \$2906 | \$3155 |
| | CF3684 | 36 X 84 | 129 | 2-26"- T | \$1124 | \$1152 | \$1358 | \$1532 | \$1884 | \$2177 | \$2527 | \$3149 | \$3374 |
| | CF3696 | 36 X 96 | 142 | 2-26"- T | \$1176 | \$1208 | \$1431 | \$1622 | \$2004 | \$2324 | \$2707 | \$3327 | \$3532 |

OPTIONS

Add upcharge to list price and code to model number

| | | |
|--------|---|----------------|
| FLIP-T | Flip-Top for two t-legs | \$358 |
| FTCB | Flip-Top Cross Bar | \$150 |
| SB | Stretcher Bar for tables under 72" | \$80 |
| FOLD | Lightweight Folding Leg Mechanism per table | \$298 |
| STH | Special Table Height (other than 29") | \$150 per base |

| | | |
|-----|-------------------------------|-------|
| ULW | Ultra-lightweight table top | \$190 |
| CAS | Mobile Casters per table - 3" | \$98 |
| GD | Ganging per table | \$95 |
| PC | Polished Chrome - 2 bases | \$90 |

MODEL / DESCRIPTION / LIST PRICING

CROSSFIRE | TRAPEZOID

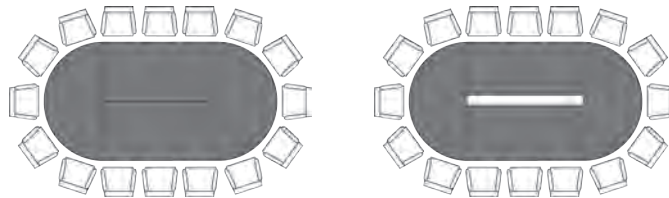


| Model Number | Table Top Size | Shpg. Wght. | Base Spread | LAMINATE TOP ASSORTED EDGES | | | | | | | VENEER TOP | |
|--------------|----------------|-------------|-------------|-----------------------------|--------|--------|--------|--------|--------|--------|------------|--------|
| | | | | GRP 1 | GRP 2 | GRP 3 | GRP 4 | GRP 5 | GRP 6 | GRP 7 | GRP 8 | GRP 9 |
| CFT2448 | 24 X 48 | 70 | 2-20"- T | \$863 | \$884 | \$1041 | \$1174 | \$1441 | \$1662 | \$1930 | \$2413 | \$2590 |
| CFT2460 | 24 X 60 | 79 | 2-20"- T | \$944 | \$970 | \$1153 | \$1310 | \$1625 | \$1888 | \$2203 | \$2683 | \$2833 |
| CFT3060 | 30 X 60 | 90 | 2-26"- T | \$985 | \$1013 | \$1212 | \$1382 | \$1722 | \$2006 | \$2346 | \$2825 | \$2960 |
| CFT3672 | 36 X 72 | 115 | 2-26"- T | \$1210 | \$1243 | \$1478 | \$1680 | \$2082 | \$2419 | \$2820 | \$3440 | \$3634 |

CROSSFIRE | SECTIONAL | HALF ROUND



| Model Number | Table Top Size | Shpg. Wght. | Base Spread | LAMINATE TOP ASSORTED EDGES | | | | | | | VENEER TOP | |
|--------------|----------------|-------------|-------------|-----------------------------|--------|--------|--------|--------|--------|--------|------------|--------|
| | | | | GRP 1 | GRP 2 | GRP 3 | GRP 4 | GRP 5 | GRP 6 | GRP 7 | GRP 8 | GRP 9 |
| CFHR2448 | 24 X 48 | 70 | 2-20"- T | \$978 | \$1006 | \$1201 | \$1369 | \$1705 | \$1986 | \$2322 | \$2800 | \$2939 |
| CFHR3060 | 30 X 60 | 90 | 2-20"- T | \$1057 | \$1089 | \$1313 | \$1505 | \$1888 | \$2207 | \$2590 | \$3066 | \$3177 |
| CFHR3672 | 36 X 72 | 115 | 2-26"- T | \$1282 | \$1319 | \$1579 | \$1802 | \$2248 | \$2620 | \$3066 | \$3682 | \$3852 |



SAMPLE CONFIGURATIONS

OPTIONS

Add upcharge to list price and code to model number

| | | |
|--------|---|----------------|
| FLIP-T | Flip-Top for two t-legs | \$358 |
| FTCB | Flip-Top Cross Bar | \$150 |
| SB | Stretcher Bar for tables under 72" | \$80 |
| FOLD | Lightweight Folding Leg Mechanism per table | \$298 |
| STH | Special Table Height (other than 29") | \$150 per base |

| | | |
|-----|-------------------------------|-------|
| ULW | Ultra-lightweight table top | \$190 |
| CAS | Mobile Casters per table - 3" | \$98 |
| GD | Ganging per table | \$95 |
| PC | Polished Chrome - 2 bases | \$90 |



CONFERENCE TABLE WITH Y-BASE

ORDER INFORMATION

- | | |
|----------------------------|-------------------------------|
| 1) Series Name | 6) Laminate Selection and No. |
| 2) Model Number | 7) Edge Style Code and Color |
| 3) Size | 8) Wood Species |
| 4) Quantity | 9) Wood Stain Color |
| 5) Powder Coat Frame Color | 10) Optional Items |

CROSSFIRE CONFERENCE SPECIFICATIONS

Conference Base

- Table Height** Table height is 29" to 30" depending on table top specified.
- Column** 2.25" diameter 14 gauge steel tubing welded to top plate.
- Base** Diecast aluminum tubing – 36" TT or 36" Y-Base
- Plate** 8" x 8" square 12 gauge stamped steel
- Glides** Adjustable zinc rubber cushion steel glides
- Assembly** Top plate is welded to the vertical column and the vertical column is bolted to the horizontal base and crossbar (on Y-base).
No tie rod assembly. Base mounts to tabletop with ¼-20 x 1" machine screws into metal inserts in top.
- Finish** Choice of standard powder coat colors – See "Color Selections" brochure

Table Tops

Table top core is CARB Phase I & Phase II Compliant. Laminate, wood veneer and phenolic backing are glued with water based adhesives.

Edge Selections

ERG offers a wide variety of table top edge materials including PVC, wood and laminate.

FINISHES

Table Bases and Legs

Finished in your choice of standard powder coat colors. Finishes listed at beginning of price list. For colors refer to "Color Selections" brochure. For actual color samples, please call Customer Service.

Laminate/Veneer Selections

ERG offers over 1000 standard laminate choices from Nevamar, Wilsonart, Formica and Pionite. Wood veneer is available in transparent stain colors - custom stain matching available.

OPTIONS

- CODE: STH - Special Table Height (any table height other than 29")
- CODE: GD - Ganging per table
- CODE: CRT - Racetrack table top
- CODE: COT - Oval table top
- CODE: CBT - Boat table top
- CODE: PC - Polished Chrome
- TABLE ACCESSORIES – Modesty Panels, Bridges, Grommets, Wire Management, Power & Communication Options, Table Dollies – see appropriate section in price list

MODEL / DESCRIPTION / LIST PRICING

CROSSFIRE | CONFERENCE | RECTANGLE

RECTANGLE

| Model Number | Table Top Size | Shpg. Wght. | Base Spread | LAMINATE TOP ASSORTED EDGES | | | | | | | VENEER TOP | |
|--------------|----------------|-------------|-------------|-----------------------------|--------|--------|--------|--------|--------|--------|------------|---------|
| | | | | GRP 1 | GRP 2 | GRP 3 | GRP 4 | GRP 5 | GRP 6 | GRP 7 | GRP 8 | GRP 9 |
| CF4272 | 42 X 72 | 129 | 2-34TT | \$2038 | \$2081 | \$2384 | \$2644 | \$3163 | \$3596 | \$4115 | \$5487 | \$6111 |
| CF4284 | 42 X 84 | 144 | 2-34TT | \$2123 | \$2168 | \$2493 | \$2770 | \$3326 | \$3789 | \$4345 | \$5744 | \$6366 |
| CF4296 | 42 X 96 | 160 | 2-34TT | \$2183 | \$2232 | \$2578 | \$2874 | \$3466 | \$3960 | \$4552 | \$5948 | \$6550 |
| CF4872 | 48 X 72 | 142 | 2-34TT | \$2087 | \$2134 | \$2454 | \$2729 | \$3277 | \$3736 | \$4284 | \$5654 | \$6261 |
| CF4884 | 48 X 84 | 160 | 2-34TT | \$2325 | \$2374 | \$2718 | \$3012 | \$3604 | \$4095 | \$4686 | \$6255 | \$6970 |
| CF4896 | 48 X 96 | 178 | 2-34TT | \$2393 | \$2445 | \$2814 | \$3130 | \$3761 | \$4287 | \$4918 | \$6485 | \$7177 |
| CF48108 | 48 X 108 | 196 | 3-34TT | \$2558 | \$2613 | \$3005 | \$3341 | \$4014 | \$4575 | \$5247 | \$6927 | \$7670 |
| CF48120 | 48 X 120 | 214 | 3-34TT | \$2626 | \$2685 | \$3102 | \$3459 | \$4172 | \$4767 | \$5480 | \$7156 | \$7878 |
| CF48144* | 48 X 144 | 250 | 3-34TT | \$3100 | \$3166 | \$3630 | \$4028 | \$4824 | \$5486 | \$6282 | \$8356 | \$9294 |
| CF6096 | 60 X 96 | 214 | 2-34TT | \$2715 | \$2775 | \$3190 | \$3545 | \$4255 | \$4845 | \$5557 | \$7347 | \$8145 |
| CF60108 | 60 X 108 | 237 | 3-34TT | \$2848 | \$2912 | \$3355 | \$3735 | \$4496 | \$5129 | \$5889 | \$7735 | \$8543 |
| CF60120 | 60 X 120 | 259 | 3-34TT | \$3004 | \$3072 | \$3545 | \$3950 | \$4761 | \$5437 | \$6248 | \$8177 | \$9012 |
| CF60144* | 60 X 144 | 304 | 3-34TT | \$3629 | \$3705 | \$4237 | \$4692 | \$5604 | \$6364 | \$7277 | \$9746 | \$10881 |

* Asterisk after model number indicates 2 piece tops with center seam for tables 144" and longer

CROSSFIRE | CONFERENCE | RECTANGLE Y-BASE

| Model Number | Table Top Size | Shpg. Wght. | Base Spread | LAMINATE TOP ASSORTED EDGES | | | | | | | VENEER TOP | |
|--------------|----------------|-------------|-------------|-----------------------------|--------|--------|--------|--------|--------|--------|------------|--------|
| | | | | GRP 1 | GRP 2 | GRP 3 | GRP 4 | GRP 5 | GRP 6 | GRP 7 | GRP 8 | GRP 9 |
| CFY3672 | 36 X 72 | 115 | 2-33Y | \$2038 | \$2081 | \$2384 | \$2644 | \$3163 | \$3596 | \$4115 | \$5487 | \$6111 |
| CFY3684 | 36 X 84 | 129 | 2-33Y | \$2123 | \$2168 | \$2493 | \$2770 | \$3326 | \$3789 | \$4345 | \$5744 | \$6366 |
| CFY3696 | 36 X 96 | 142 | 2-33Y | \$2183 | \$2232 | \$2578 | \$2874 | \$3466 | \$3960 | \$4552 | \$5948 | \$6238 |
| CFY4272 | 42 X 72 | 129 | 2-33Y | \$2087 | \$2134 | \$2454 | \$2729 | \$3277 | \$3736 | \$4284 | \$5654 | \$6261 |
| CFY4284 | 42 X 84 | 144 | 2-33Y | \$2325 | \$2374 | \$2718 | \$3012 | \$3604 | \$4095 | \$4686 | \$6255 | \$6970 |
| CFY4296 | 42 X 96 | 160 | 2-33Y | \$2393 | \$2445 | \$2814 | \$3130 | \$3761 | \$4287 | \$4918 | \$6485 | \$7177 |
| CFY4872 | 48 X 72 | 142 | 2-33Y | \$2558 | \$2613 | \$3005 | \$3341 | \$4014 | \$4575 | \$5247 | \$6927 | \$7670 |
| CFY4884 | 48 X 84 | 160 | 2-33Y | \$2626 | \$2685 | \$3102 | \$3459 | \$4172 | \$4767 | \$5480 | \$7156 | \$7878 |
| CFY4896 | 48 X 96 | 178 | 2-33Y | \$3100 | \$3166 | \$3630 | \$4028 | \$4824 | \$5486 | \$6282 | \$8356 | \$9294 |

OPTIONS

Add upcharge to list price and code to model number

| | | |
|-----|----------------------|---------|
| GD | Ganging per table | \$95 |
| CRT | Racetrack table top | add 20% |
| COT | Elliptical table top | add 20% |
| CBT | Boat table top | add 25% |

| | | |
|-----|--|-------|
| PC | Polished Chrome - 2 TT-Bases | \$150 |
| PC | Polished Chrome - Y-Base | \$150 |
| STH | Special Table Height - any height other than 29" | \$350 |



DOME ROUND CAFÉ



DOME SQUARE CAFÉ



DOME BAR HEIGHT

ORDER INFORMATION

- | | |
|----------------------------|-------------------------------|
| 1) Series Name | 6) Laminate Selection and No. |
| 2) Model Number | 7) Edge Style Code and Color |
| 3) Size | 8) Wood Species |
| 4) Quantity | 9) Wood Stain Color |
| 5) Powder Coat Frame Color | 10) Optional Items |

DOME CAFÉ BASE SPECIFICATIONS

Dome Base

- Table Height** Table height is 29" to 30" depending on table top specified. Bar Height table is 42".
- Column** 3" round 14 gauge steel tubing.
- Base** Base is made of 17", 22" or 28" diameter base spread steel formed metal cover and cast iron substrate, depending on size of tabletop. Steel cover offers a smooth, clean powdercoat finish in any standard color or polished chrome.
- Plate** 8" x 8" square
11" X 11" square
24" x 24" square
- Glides** Adjustable zinc rubber cushion glides
- Assembly** A ¼" thick stamped plate is ½-13 threaded and welded to the interior bottom portion of the 3" column. Dome disc base is field assembled to column with a ½-13 x 4" bolt from bottom of base into the welded plate in column for maximum strength, no tie-rod assembly. Base mounts to tabletop with ¼-20 x 1" machine screws into metal inserts in top.
NO WOOD SCREWS ARE USED.
- Finish** Choice of standard powder coat colors – See "Color Selections" brochure.

Table Top

Table top core is CARB Compliant 1.25" particle board. Laminate, wood veneer and phenolic backing are glued with water based adhesives.

Edge Selections

ERG offers a wide variety of table top edge materials including PVC, wood, aluminum, resin and laminate.

FINISHES

Table Bases and Legs

Finished in your choice of standard powder coat colors. Finishes listed at beginning of price list. For colors refer to "Color Selections" brochure. For actual color samples, please call Customer Service.

Laminate/Veneer Selections

ERG offers over 1000 standard laminate choices from Nevamar, Wilsonart, Formica and Pionite. Wood veneer is available in transparent stain colors - custom stain matching available.

OPTIONS

- CODE: STH - Special Table Height (any table height other than 29"
- CODE: RC - Polished Chrome Footring.
- CODE: RP - Painted Footring.



OPTIONAL FOOTRING

MODEL / DESCRIPTION / LIST PRICING

DOME | CAFÉ | ROUND

 **ROUND**

| Model Number | Table Top Size | Shpg. Wght. | Base Spread | LAMINATE TOP ASSORTED EDGES | | | | | | | VENEER TOP | |
|--------------|----------------|-------------|-------------|-----------------------------|-------|--------|--------|--------|--------|--------|------------|--------|
| | | | | GRP 1 | GRP 2 | GRP 3 | GRP 4 | GRP 5 | GRP 6 | GRP 7 | GRP 8 | GRP 9 |
| DM24D | 24" Dia. | 38 | 22" | \$455 | \$464 | \$530 | \$589 | \$705 | \$800 | \$917 | \$1222 | \$1362 |
| DM30D | 30" Dia. | 55 | 22" | \$544 | \$557 | \$646 | \$721 | \$875 | \$1003 | \$1155 | \$1492 | \$1632 |
| DM36D | 36" Dia. | 65 | 22" | \$638 | \$654 | \$762 | \$855 | \$1040 | \$1194 | \$1380 | \$1763 | \$1916 |
| DM42D | 42" Dia. | 100 | 22" | \$827 | \$848 | \$988 | \$1110 | \$1349 | \$1551 | \$1792 | \$2288 | \$2485 |
| DM48D | 48" Dia. | 125 | 28" | \$912 | \$937 | \$1108 | \$1253 | \$1546 | \$1787 | \$2079 | \$2571 | \$2741 |

DOME | CAFÉ | SQUARE

 **SQUARE**

| Model Number | Table Top Size | Shpg. Wght. | Base Spread | LAMINATE TOP ASSORTED EDGES | | | | | | | VENEER TOP | |
|--------------|----------------|-------------|-------------|-----------------------------|-------|-------|--------|--------|--------|--------|------------|--------|
| | | | | GRP 1 | GRP 2 | GRP 3 | GRP 4 | GRP 5 | GRP 6 | GRP 7 | GRP 8 | GRP 9 |
| DM24S | 24" Dia. | 48 | 22" | \$453 | \$462 | \$531 | \$592 | \$711 | \$812 | \$930 | \$1225 | \$1356 |
| DM2430S | 24x30 Sq. | 53 | 22" | \$486 | \$497 | \$579 | \$649 | \$789 | \$905 | \$1045 | \$1339 | \$1457 |
| DM30S | 30" Sq. | 69 | 22" | \$536 | \$547 | \$636 | \$713 | \$866 | \$993 | \$1147 | \$1472 | \$1604 |
| DM36S | 36" Sq. | 82 | 22" | \$648 | \$664 | \$775 | \$870 | \$1061 | \$1220 | \$1410 | \$1794 | \$1945 |
| DM42S | 42" Sq. | 125 | 28" | \$838 | \$857 | \$999 | \$1118 | \$1360 | \$1560 | \$1801 | \$2308 | \$2513 |

DOME | CAFÉ | RECTANGLE

 **RECTANGLE**

| Model Number | Table Top Size | Shpg. Wght. | Base Spread | LAMINATE TOP ASSORTED EDGES | | | | | | | VENEER TOP | |
|--------------|----------------|-------------|-------------|-----------------------------|-------|--------|--------|--------|--------|--------|------------|--------|
| | | | | GRP 1 | GRP 2 | GRP 3 | GRP 4 | GRP 5 | GRP 6 | GRP 7 | GRP 8 | GRP 9 |
| DM2448 | 24x48 Sq. | 86 | 2-17" | \$812 | \$827 | \$939 | \$1036 | \$1229 | \$1389 | \$1581 | \$2157 | \$2431 |
| DM2460 | 24x60 Sq. | 95 | 2-17" | \$846 | \$865 | \$989 | \$1096 | \$1310 | \$1489 | \$1702 | \$2276 | \$2539 |
| DM3048 | 30x48 Sq. | 95 | 2-17" | \$844 | \$862 | \$985 | \$1091 | \$1304 | \$1481 | \$1693 | \$2267 | \$2531 |
| DM3060 | 30x60 Sq. | 106 | 2-17" | \$894 | \$914 | \$1055 | \$1176 | \$1419 | \$1620 | \$1862 | \$2434 | \$2681 |

Note: When optional base finish is required, please multiply upcharge by 2 for tables supported with an extra base.

DOME | CAFÉ | BAR HEIGHT

 **ROUND**

 **SQUARE**

| Model Number | Table Top Size | Shpg. Wght. | Base Spread | LAMINATE TOP ASSORTED EDGES | | | | | | | VENEER TOP | |
|--------------|----------------|-------------|-------------|-----------------------------|-------|-------|--------|--------|--------|--------|------------|--------|
| | | | | GRP 1 | GRP 2 | GRP 3 | GRP 4 | GRP 5 | GRP 6 | GRP 7 | GRP 8 | GRP 9 |
| DMH24D | 24" Dia. | 59 | 22" | \$654 | \$664 | \$731 | \$789 | \$904 | \$1001 | \$1116 | \$1662 | \$1957 |
| DMH30D | 30" Dia. | 77 | 22" | \$692 | \$705 | \$794 | \$870 | \$1023 | \$1151 | \$1304 | \$1819 | \$2074 |
| DMH36D | 36" Dia. | 111 | 28" | \$780 | \$795 | \$903 | \$994 | \$1180 | \$1335 | \$1520 | \$2073 | \$2336 |
| DMH36S | 36" Sq. | 111 | 28" | \$789 | \$804 | \$916 | \$1011 | \$1201 | \$1361 | \$1551 | \$2103 | \$2365 |

OPTIONS

Add upcharge to list price and code to model number

| | | |
|-----|--|----------------|
| STH | Special Table Height - (other than 29" or 42") | \$150 per base |
| RP | Painted Foot-ring for Bar Height | \$110 |

| | | |
|----|--|-------|
| RC | Polished Chrome Foot-ring for Bar Height | \$140 |
|----|--|-------|

ELLIOT CAFE TABLE

Elliot Series features four wood legs with metal grids. Choose from our large selection of laminate or wood veneer tops.



MEDIUM WALNUT BASE WITH METAL GRID

Wood Stain Leg Finish



ULTRA CLEAR MAPLE



MEDIUM WALNUT

ORDERING INFORMATION

- | | |
|--------------------------------|-------------------------------|
| 1) Series Name | 5) Edge Selection |
| 2) Model Number | 6) Grid Metal Selection Color |
| 3) Quantity | 7) Exposed Stained Edge Color |
| 4) Laminate / Veneer Selection | 8) Leg Stain |

ELLIOT SPECIFICATIONS

Table Top

Laminate tops are available in 3/4" thick exposed multi-ply or 3mm edge. Table top core is CARB Phase I & Phase II Compliant. Laminate, wood veneer and phenolic backing are glued with water based adhesives.

Cafe Table Base

Tapered round stained wood legs in beech. Diameter leg is 1.5". Table base has four legs with metal grids. 29" cafe table height.

Metal grid standard in polished chrome.

Bar Height Table Base

Tapered round stained wood legs in beech. Diameter leg is 1.5". Table base has four legs with metal grids. 40" bar height table height.

Metal ring standard in polished chrome.

FINISHES

Laminate/Veneer Selections

ERG offers over 1000 standard laminate choices from Nevamar, Wilsonart, Formica and Pionite. Wood veneer is available in transparent stain colors - custom stain matching available.

Edge Finish:

3mm or exposed multi-ply (natural stain)

OPTIONS

- CODE: SFG-T - Powder Coat Color - Metal Grid (Black gloss or white)



ULTRA CLEAR MAPLE FINISH ON ELLIOT CHAIRS AND TABLE

MODEL / DESCRIPTION / LIST PRICING

ELLIOT CAFE TABLES | ROUND



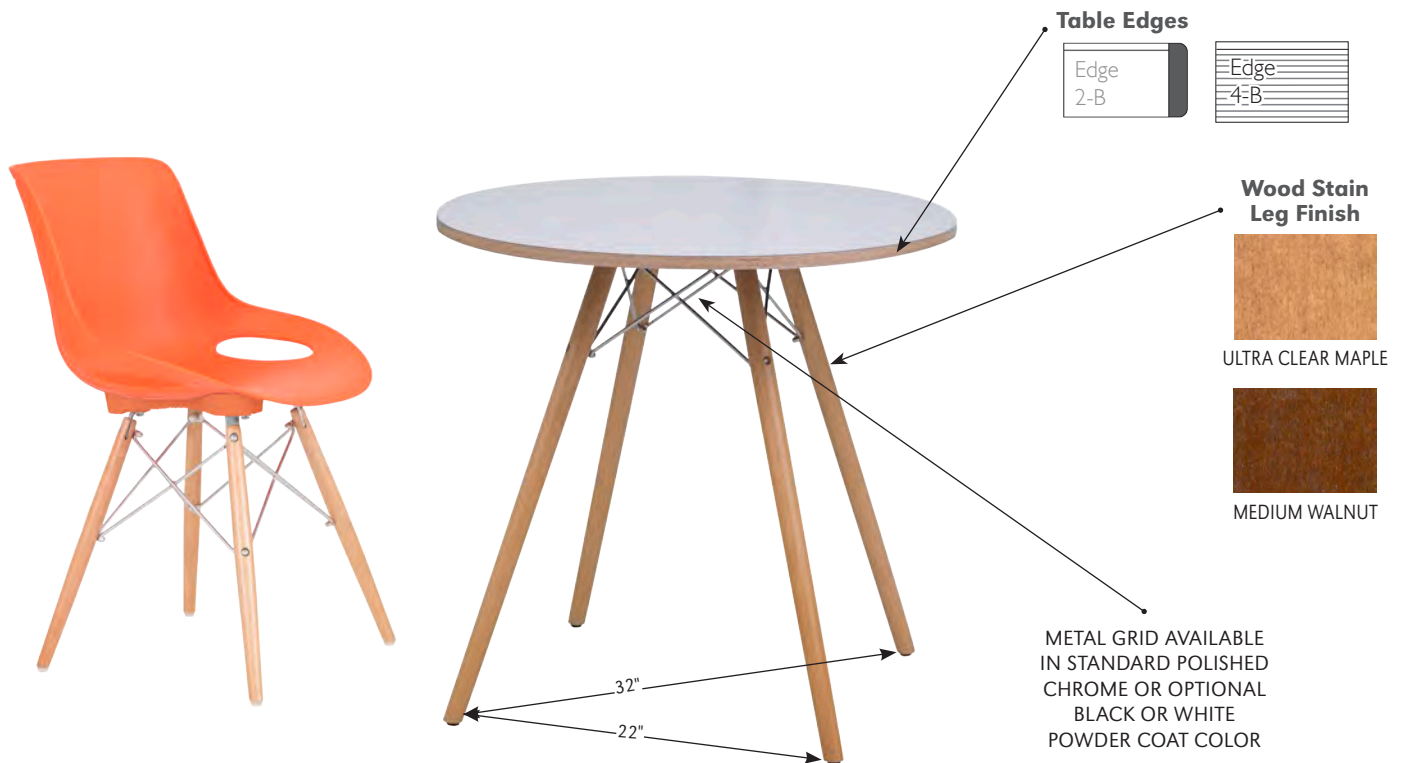
| Model Number | Table Top Size | Shpg. Wght. | Base Spread | LAMINATE TOP | | VENEER TOP |
|--------------|----------------|-------------|-------------|--------------|--------|------------|
| | | | | GRP 2B | GRP 4B | GRP 8G |
| ELL24 | 24" Dia. | 28 lbs. | 22"x22" | \$585 | \$805 | \$885 |
| ELL30 | 30" Dia. | 35 lbs. | 22"x22" | \$690 | \$866 | \$952 |
| ELL36 | 36" Dia. | 42 lbs. | 22"x22" | \$757 | \$1048 | \$1250 |

ELLIOT CAFE TABLES | SQUARE



| Model Number | Table Top Size | Shpg. Wght. | Base Spread | LAMINATE TOP | | VENEER TOP |
|--------------|----------------|-------------|-------------|--------------|--------|------------|
| | | | | GRP 2B | GRP 4B | GRP 8G |
| ELL24S | 24" Sq. | 28 lbs. | 22"x22" | \$649 | \$845 | \$855 |
| ELL30S | 30" Sq. | 35 lbs. | 22"x22" | \$707 | \$966 | \$1027 |

NOTE: CAFE TABLE HEIGHT = 29"



NOTE: NO SPECIAL HEIGHTS ON TABLES

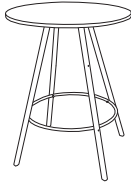
OPTIONS

Add upcharge to list price and code to model number

SFG-T Black Gloss or White Powder Coat Color - **Metal Grid** \$48 per base

MODEL / DESCRIPTION / LIST PRICING

ELLIOT BAR HEIGHT TABLES | ROUND



| Model Number | Table Top Size | Shpg. Wght. | Base Spread | LAMINATE TOP | | VENEER TOP |
|--------------|----------------|-------------|-------------|--------------|--------|------------|
| | | | | GRP 2B | GRP 4B | GRP 8G |
| ELLH24 | 24" Dia. | 32 lbs. | 25"x25" | \$834 | \$1148 | \$1262 |
| ELLH30 | 30" Dia. | 40 lbs. | 25"x25" | \$1081 | \$1285 | \$1398 |

ELLIOT BAR HEIGHT TABLES | SQUARE



| Model Number | Table Top Size | Shpg. Wght. | Base Spread | LAMINATE TOP | | VENEER TOP |
|--------------|----------------|-------------|-------------|--------------|--------|------------|
| | | | | GRP 2B | GRP 4B | GRP 8G |
| ELLH24S | 24" Sq. | 32 lbs. | 25"x25" | \$926 | \$1180 | \$1298 |
| ELLH30S | 30" Sq. | 40 lbs. | 25"x25" | \$1009 | \$1350 | \$1440 |

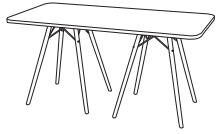
NOTE: BAR HEIGHT TABLE HEIGHT = 40"



**AVAILABLE
JUNE
2015'**

MODEL / DESCRIPTION / LIST PRICING

ELLIOT CAFE HEIGHT STUDY TABLES | 4" RADIUS CORNER



| Model Number | Table Top Size | Table Height | Shpg. Wght. | Base Spread | LAMINATE TOP | | VENEER TOP |
|--------------|----------------|--------------|-------------|-------------|--------------|--------|------------|
| | | | | | GRP 2B | GRP 4B | GRP 8G |
| ELL2460 | 24" x 60" | 29" | 32 lbs. | 22"x22" | \$1263 | \$1740 | \$1912 |
| ELL2472 | 24" x 72" | 29" | 40 lbs. | 22"x22" | \$1520 | \$1871 | \$2039 |
| ELL3060 | 30" x 60" | 29" | 32 lbs. | 22"x22" | \$1644 | \$1985 | \$2153 |
| ELL3072 | 30" x 72" | 29" | 40 lbs. | 22"x22" | \$1746 | \$2064 | \$2223 |

ELLIOT BAR HEIGHT STUDY TABLES | 4" RADIUS CORNER



| Model Number | Table Top Size | Table Height | Shpg. Wght. | Base Spread | LAMINATE TOP | | VENEER TOP |
|--------------|----------------|--------------|-------------|-------------|--------------|--------|------------|
| | | | | | GRP 2B | GRP 4B | GRP 8G |
| ELL2460 | 24" x 60" | 40" | 32 lbs. | 25"x25" | \$1486 | \$2034 | \$2230 |
| ELL2472 | 24" x 72" | 40" | 40 lbs. | 25"x25" | \$1740 | \$2183 | \$2378 |
| ELL3060 | 30" x 60" | 40" | 32 lbs. | 25"x25" | \$1930 | \$2315 | \$2511 |
| ELL3072 | 30" x 72" | 40" | 40 lbs. | 25"x25" | \$2037 | \$2408 | \$2594 |



STUDY BAR HEIGHT TABLE



CAFE STUDY TABLE

FLATCUT

Flatcut Series has a round cast iron base with a steel cover. This series is an ERG special economically priced offering.



ROUND TOP
BLACK TEXTURE FINISH



SQUARE TOP
POLISHED CHROME FINISH



BAR HEIGHT
POLISHED CHROME FINISH

ORDER INFORMATION

- | | |
|----------------------------|-------------------------------|
| 1) Series Name | 6) Laminate Selection and No. |
| 2) Model Number | 7) Edge Style Code and Color |
| 3) Size | 8) Wood Species |
| 4) Quantity | 9) Wood Stain Color |
| 5) Powder Coat Frame Color | 10) Optional Items |

FLATCUT BASE SPECIFICATIONS

Flatcut Base

- Table Height** Table height is 29" to 30" depending on table top specified. Bar Height table is 42".
- Column** 3" , 14 gauge round steel tubing or optional wood.
- Base** Base has a 17" 22" and 28" base spread of cast iron with steel cover.
- Plate** 10" X 10" square
24" x 24" square
- Glides** Adjustable zinc rubber cushion glides
- Assembly** Base mounts to tabletop with ¼-20 x 1" machine screws into metal inserts in top.
NO WOOD SCREWS ARE USED.

Table Top

Table top core is CARB Compliant 1.25" particle board. Laminate, wood veneer and phenolic backing are glued with water based adhesives.

Edge Selections

ERG offers a wide variety of table top edge materials including PVC, wood, aluminum, resin and laminate.

FINISHES

Table Bases and Legs


Finished in standard powder coat colors.

Laminate/Veneer Selections

ERG offers over 1000 standard laminate choices from Nevamar, Wilsonart, Formica and Pionite. Wood veneer is available in transparent stain colors - custom stain matching available.

OPTIONS

- CODE: PC - Polished Chrome base.
- CODE: STH - Special Table Height (any table height other than 29" or bar height).
- CODE: RP - Painted Footring for Bar Height.
- CODE: RC - Polished Chrome Footring for Bar Height.
- CODE: WC - Wood Column for Café Height base.
- CODE: GD - Ganging



FLATCUT BASE DETAIL
BLACK TEXTURE FINISH



OPTIONAL
SQUARE WOOD COLUMN

MODEL / DESCRIPTION / LIST PRICING

FLATCUT | CAFE | ROUND



ROUND

| Model Number | Table Top Size | Shpg. Wght. | Base Spread | LAMINATE TOP ASSORTED EDGES | | | | | | | VENEER TOP | |
|--------------|----------------|-------------|-------------|-----------------------------|--------|--------|--------|--------|--------|--------|------------|--------|
| | | | | GRP 1 | GRP 2 | GRP 3 | GRP 4 | GRP 5 | GRP 6 | GRP 7 | GRP 8 | GRP 9 |
| HFLT24D | 24" Dia. | 38 | 17" | \$449 | \$459 | \$526 | \$584 | \$700 | \$796 | \$911 | \$1212 | \$1347 |
| HFLT30D | 30" Dia. | 55 | 22" | \$536 | \$547 | \$636 | \$713 | \$866 | \$993 | \$1147 | \$1472 | \$1604 |
| HFLT36D | 36" Dia. | 88 | 22" | \$629 | \$646 | \$753 | \$845 | \$1031 | \$1184 | \$1369 | \$1743 | \$1889 |
| HFLT42D | 42" Dia. | 100 | 28" | \$938 | \$959 | \$1098 | \$1220 | \$1460 | \$1661 | \$1903 | \$2531 | \$2813 |
| HFLT48D | 48" Dia. | 120 | 28" | \$1023 | \$1047 | \$1218 | \$1363 | \$1655 | \$1898 | \$2189 | \$2814 | \$3069 |

FLATCUT | CAFE | SQUARE



SQUARE

| Model Number | Table Top Size | Shpg. Wght. | Base Spread | LAMINATE TOP ASSORTED EDGES | | | | | | | VENEER TOP | |
|--------------|----------------|-------------|-------------|-----------------------------|-------|--------|--------|--------|--------|--------|------------|--------|
| | | | | GRP 1 | GRP 2 | GRP 3 | GRP 4 | GRP 5 | GRP 6 | GRP 7 | GRP 8 | GRP 9 |
| HFLT24S | 24" Sq. | 48 | 17" | \$447 | \$458 | \$527 | \$586 | \$707 | \$806 | \$926 | \$1216 | \$1341 |
| HFLT2430S | 24x30 Sq. | 53 | 22" | \$481 | \$492 | \$574 | \$645 | \$784 | \$901 | \$1041 | \$1329 | \$1444 |
| HFLT30S | 30" Sq. | 69 | 22" | \$525 | \$539 | \$628 | \$705 | \$857 | \$984 | \$1137 | \$1451 | \$1577 |
| HFLT36S | 36" Sq. | 111 | 22" | \$638 | \$654 | \$765 | \$861 | \$1052 | \$1210 | \$1401 | \$1773 | \$1917 |
| HFLT42S | 42" Sq. | 125 | 28" | \$948 | \$967 | \$1109 | \$1229 | \$1470 | \$1671 | \$1911 | \$2549 | \$2841 |

FLATCUT | CAFE | RECTANGLE



RECTANGLE

| Model Number | Table Top Size | Shpg. Wght. | Base Spread | LAMINATE TOP ASSORTED EDGES | | | | | | | VENEER TOP | |
|--------------|----------------|-------------|-------------|-----------------------------|--------|--------|--------|--------|--------|--------|------------|--------|
| | | | | GRP 1 | GRP 2 | GRP 3 | GRP 4 | GRP 5 | GRP 6 | GRP 7 | GRP 8 | GRP 9 |
| HFLT2448 | 24x48 Sq. | 70 | 2-17" | \$801 | \$818 | \$930 | \$1027 | \$1219 | \$1380 | \$1573 | \$2136 | \$2402 |
| HFLT2460 | 24x60 Sq. | 79 | 2-17" | \$838 | \$855 | \$980 | \$1087 | \$1301 | \$1478 | \$1693 | \$2255 | \$2511 |
| HFLT3048 | 30x48 Sq. | 79 | 2-17" | \$930 | \$948 | \$1071 | \$1178 | \$1390 | \$1567 | \$1779 | \$2457 | \$2788 |
| HFLT3060 | 30x60 Sq. | 90 | 2-17" | \$981 | \$1001 | \$1141 | \$1262 | \$1505 | \$1707 | \$1949 | \$2624 | \$2939 |

Note: When optional base finish is required, please multiply upcharge by 2 for tables supported with an extra base.

FLATCUT | BAR HEIGHT



ROUND

| Model Number | Table Top Size | Shpg. Wght. | Base Spread | LAMINATE TOP ASSORTED EDGES | | | | | | | VENEER TOP | |
|--------------|----------------|-------------|-------------|-----------------------------|-------|-------|--------|--------|--------|--------|------------|--------|
| | | | | GRP 1 | GRP 2 | GRP 3 | GRP 4 | GRP 5 | GRP 6 | GRP 7 | GRP 8 | GRP 9 |
| HFLTH24D | 24" Dia. | 59 | 22" | \$596 | \$606 | \$674 | \$731 | \$846 | \$944 | \$1058 | \$1535 | \$1785 |
| HFLTH30D | 30" Dia. | 83 | 22" | \$634 | \$648 | \$736 | \$813 | \$965 | \$1093 | \$1246 | \$1692 | \$1903 |
| HFLTH36D | 36" Dia. | 111 | 28" | \$846 | \$862 | \$970 | \$1063 | \$1247 | \$1402 | \$1587 | \$2220 | \$2537 |

OPTIONS

Add upcharge to list price and code to model number

| | | |
|-----|---|----------------|
| PC | Polished Chrome, for each 17" base. | \$75 |
| PC | Polished Chrome, for each 22" base. | \$110 |
| PC | Polished Chrome, for each 28" base. | \$160 |
| STH | Special Table Height, for height other than 29" | \$150 per base |

| | | |
|----|--------------------------------------|-------|
| RP | Painted Footring - each base | \$110 |
| RC | Polished Chrome Footring - each base | \$130 |
| GD | Ganging per table | \$95 |



FLIP-TOP T BASE W/ OPTIONAL WHITE CASTERS



FLIPPED-UP AND NESTED

ORDERING INFORMATION

- | | |
|----------------------------|-------------------------------|
| 1) Series Name | 6) Laminate Selection and No. |
| 2) Model Number | 7) Edge Style Code and Color |
| 3) Size | 8) Wood Species |
| 4) Quantity | 9) Wood Stain Color |
| 5) Powder Coat Frame Color | 10) Optional Items |

FLIGHT TRAINING BASE SPECIFICATIONS

Flight T Base

| | |
|---------------------|--|
| Table Height | Table height is 29" to 30" depending on table top specified. |
| Column | 2" round 14 gauge |
| Base | Laser-cut 12 gauge stamped steel plate – 16", 22" and 26" spreads |
| Plate | 6" x 8" square |
| Glides | Adjustable zinc rubber cushion steel glides |
| Assembly | Top plate is welded to the vertical column and the vertical column is welded to the horizontal base. No tie rod assembly. Base mounts to tabletop with ¼-20 x 1" machine screws into metal inserts in top. Stretcher steel bars are used on tops 72" and longer. |
| Finish | Choice of standard powder coat colors – See "Color Selections" brochure |

Flip-Top Mechanism

Aluminum die-cast top plate and aluminum housing with single handle cable release.

Folding Mechanism

Lightweight nylon injection molded housing, cast aluminum pivot and metal locking slider. Rigid, taper locking design is activated by single lever that also locks in folded position.

TABLE TOP SPECIFICATIONS

Table Tops

Table top core is CARB Phase I & Phase II Compliant. Laminate, wood veneer and phenolic backing are glued with water based adhesives.

Ultra-Lightweight Table Tops

Ultra-lightweight tables have an exceptionally strong manufactured MDF top made from 100% recovered and recycled wood fiber with at least 25% post-industrial recycled fiber; the balance consisting of recovered waste fiber. Ultra-light tables are 18% lighter than standard tables.

FINISHES

Laminate/Veneer Selections

ERG offers over 1000 standard laminate choices from Nevamar, Wilsonart, Formica and Pionite. Wood veneer is available in transparent stain colors - custom stain matching available.

Edge Selections:

ERG offers a wide variety of table top edge materials including PVC, wood, aluminum, resin and laminate. Special Edge Note: When ganging or butting tables together, ERG recommends using 3mm flat edge or flat wood edge. Square tables using PVC T-edge will have a 2" radius on all corners..

OPTIONS

- CODE: FLIP-T - Flip-Top per table
- CODE: FTCB - Flip-Top cross bar
- CODE: SB - Stretcher bar for tables under 72"
- CODE: FOLD - Lightweight Folding Leg Mechanism per table
- CODE: CAS-B - Locking 3" Casters per table – Black
- CODE: CAS-W - Locking 3" Casters per table – White
- CODE: ULW - Ultra-lightweight table top
- CODE: GD - Ganging per table
- TABLE ACCESSORIES – Modesty Panels, Bridges, Grommets, Wire Management, Power & Communication Options, Table Dollies – see "Accessories" section in price list



STEEL GLIDE
DETAIL



CASTERS IN
BLACK
OR WHITE



FLIP-TOP
MECHANISM



MODEL / DESCRIPTION / LIST PRICING

FLIGHT | RECTANGLE

RECTANGLE

| Model Number | Table Top Size | Shpg. Wght. | Base Spread | LAMINATE TOP ASSORTED EDGES | | | | | | | | | VENEER TOP | |
|--------------|----------------|-------------|-------------|-----------------------------|--------|--------|--------|--------|--------|--------|--------|--------|------------|--|
| | | | | GRP 1 | GRP 2 | GRP 3 | GRP 4 | GRP 5 | GRP 6 | GRP 7 | GRP 8 | GRP 9 | | |
| FT1836 | 18 X 36 | 54 | 2-16T | \$534 | \$546 | \$625 | \$693 | \$830 | \$944 | \$1079 | \$1440 | \$1602 | | |
| FT1848 | 18 X 48 | 61 | 2-16T | \$564 | \$576 | \$666 | \$743 | \$898 | \$1026 | \$1179 | \$1537 | \$1692 | | |
| FT1860 | 18 X 60 | 68 | 2-16T | \$593 | \$607 | \$708 | \$793 | \$965 | \$1108 | \$1280 | \$1637 | \$1780 | | |
| FT1872 | 18 X 72 | 75 | 2-16T | \$737 | \$754 | \$864 | \$958 | \$1148 | \$1305 | \$1494 | \$1988 | \$2211 | | |
| FT1884 | 18 X 84 | 81 | 2-16T | \$786 | \$803 | \$931 | \$1041 | \$1259 | \$1442 | \$1660 | \$2151 | \$2357 | | |
| FT1896 | 18 X 96 | 88 | 2-16T | \$816 | \$836 | \$973 | \$1091 | \$1327 | \$1524 | \$1759 | \$2250 | \$2448 | | |
| FT2436 | 24 X 36 | 61 | 2-22T | \$622 | \$635 | \$733 | \$816 | \$982 | \$1120 | \$1287 | \$1689 | \$1864 | | |
| FT2448 | 24 X 48 | 70 | 2-22T | \$658 | \$675 | \$784 | \$879 | \$1068 | \$1225 | \$1414 | \$1813 | \$1976 | | |
| FT2460 | 24 X 60 | 79 | 2-22T | \$695 | \$713 | \$837 | \$943 | \$1153 | \$1329 | \$1540 | \$1939 | \$2090 | | |
| FT2472 | 24 X 72 | 88 | 2-22T | \$847 | \$867 | \$1004 | \$1120 | \$1355 | \$1549 | \$1782 | \$2317 | \$2543 | | |
| FT2484 | 24 X 84 | 97 | 2-22T | \$904 | \$927 | \$1083 | \$1217 | \$1484 | \$1707 | \$1974 | \$2506 | \$2714 | | |
| FT2496 | 24 X 96 | 106 | 2-22T | \$941 | \$965 | \$1135 | \$1280 | \$1569 | \$1810 | \$2100 | \$2631 | \$2828 | | |
| FT3036 | 30 X 36 | 68 | 2-22T | \$655 | \$671 | \$780 | \$873 | \$1059 | \$1216 | \$1402 | \$1802 | \$1966 | | |
| FT3048 | 30 X 48 | 79 | 2-22T | \$700 | \$717 | \$843 | \$949 | \$1163 | \$1341 | \$1555 | \$1954 | \$2102 | | |
| FT3060 | 30 X 60 | 90 | 2-22T | \$744 | \$765 | \$905 | \$1027 | \$1266 | \$1468 | \$1708 | \$2104 | \$2239 | | |
| FT3072 | 30 X 72 | 102 | 2-22T | \$905 | \$927 | \$1084 | \$1218 | \$1485 | \$1708 | \$1975 | \$2508 | \$2715 | | |
| FT3084 | 30 X 84 | 113 | 2-22T | \$970 | \$994 | \$1174 | \$1327 | \$1633 | \$1888 | \$2195 | \$2725 | \$2911 | | |
| FT3096 | 30 X 96 | 124 | 2-22T | \$1014 | \$1042 | \$1236 | \$1403 | \$1737 | \$2015 | \$2348 | \$2875 | \$3047 | | |
| FT3648 | 36 X 48 | 88 | 2-26T | \$770 | \$790 | \$932 | \$1055 | \$1299 | \$1503 | \$1747 | \$2165 | \$2311 | | |
| FT3660 | 36 X 60 | 102 | 2-26T | \$822 | \$845 | \$1007 | \$1145 | \$1421 | \$1650 | \$1927 | \$2344 | \$2472 | | |
| FT3672 | 36 X 72 | 115 | 2-26T | \$990 | \$1015 | \$1195 | \$1348 | \$1657 | \$1913 | \$2221 | \$2773 | \$2973 | | |
| FT3684 | 36 X 84 | 129 | 2-26T | \$1063 | \$1091 | \$1296 | \$1471 | \$1823 | \$2115 | \$2465 | \$3015 | \$3191 | | |
| FT3696 | 36 X 96 | 142 | 2-26T | \$1115 | \$1147 | \$1370 | \$1561 | \$1944 | \$2263 | \$2646 | \$3193 | \$3351 | | |



OPTIONS

Add upcharge to list price and code to model number

| | | |
|--------|---|-------|
| FLIP-T | Flip-Top per table | \$358 |
| FTCB | Flip-Top Cross Bar | \$150 |
| SB | Stretcher Bar for tables under 72" | \$80 |
| FOLD | Lightweight Folding Leg Mechanism per table | \$298 |

| | | |
|-------|--------------------------------------|-------|
| CAS-B | Locking 3" Casters per table - Black | \$98 |
| CAS-W | Locking 3" Casters per table - White | \$118 |
| ULW | Ultra-lightweight table top | \$190 |
| GD | Ganging per table | \$95 |



TRAPEZOID TOP WITH FLIP TOP AND CASTER OPTIONS

MODEL / DESCRIPTION / LIST PRICING

FLIGHT | HALF-ROUND



| Model Number | Table Top Size | Shpg. Wght. | Base Spread | LAMINATE TOP ASSORTED EDGES | | | | | | | | | VENEER TOP | |
|--------------|----------------|-------------|-------------|-----------------------------|--------|--------|--------|--------|--------|--------|--------|--------|------------|--|
| | | | | GRP 1 | GRP 2 | GRP 3 | GRP 4 | GRP 5 | GRP 6 | GRP 7 | GRP 8 | GRP 9 | | |
| FTHR2448 | 24 X 48 | 70 | 2-16T | \$1085 | \$1136 | \$1341 | \$1469 | \$1853 | \$2175 | \$2559 | \$3039 | \$3166 | | |
| FTHR3060 | 30 X 60 | 90 | 2-22T | \$1238 | \$1299 | \$1539 | \$1689 | \$2141 | \$2517 | \$2968 | \$3492 | \$3615 | | |
| FTHR3672 | 36 X 72 | 115 | 2-26T | \$1376 | \$1447 | \$1731 | \$1910 | \$2442 | \$2889 | \$3421 | \$3938 | \$4015 | | |

FLIGHT | TRAPEZOID



| Model Number | Table Top Size | Shpg. Wght. | Base Spread | LAMINATE TOP ASSORTED EDGES | | | | | | | | | VENEER TOP | |
|--------------|----------------|-------------|-------------|-----------------------------|--------|--------|--------|--------|--------|--------|--------|--------|------------|--|
| | | | | GRP 1 | GRP 2 | GRP 3 | GRP 4 | GRP 5 | GRP 6 | GRP 7 | GRP 8 | GRP 9 | | |
| FTT2448 | 24 x 48 | 70 | 2-22T | \$927 | \$964 | \$1110 | \$1200 | \$1472 | \$1699 | \$1972 | \$2499 | \$2709 | | |
| FTT2460 | 24 x 60 | 79 | 2-22T | \$983 | \$1019 | \$1163 | \$1254 | \$1525 | \$1750 | \$2022 | \$2616 | \$2869 | | |
| FTT3060 | 30 x 60 | 90 | 2-22T | \$1023 | \$1063 | \$1220 | \$1319 | \$1614 | \$1861 | \$2157 | \$2748 | \$2987 | | |
| FTT3672 | 36 x 72 | 115 | 2-26T | \$1199 | \$1252 | \$1462 | \$1593 | \$1987 | \$2315 | \$2708 | \$3304 | \$3501 | | |

OPTIONS

Add upcharge to list price and code to model number

| | | |
|--------|---|-------|
| FLIP-T | Flip-Top per table | \$358 |
| FTCB | Flip-Top Cross Bar | \$150 |
| SB | Stretcher Bar for tables under 72" | \$80 |
| FOLD | Lightweight Folding Leg Mechanism per table | \$298 |

| | | |
|-------|--------------------------------------|-------|
| CAS-B | Locking 3" Casters per table - Black | \$98 |
| CAS-W | Locking 3" Casters per table - White | \$118 |
| ULW | Ultra-lightweight table top | \$190 |
| GD | Ganging per table | \$95 |

HARMONY

Harmony Series cast iron table bases have a trumpet shape. Choose a large selection of laminate or wood veneer tops. Many standard and optional metal finishes available including Polished Chrome.



HARMONY ROUND CAFÉ



HARMONY CORIAN ROUND

ORDERING INFORMATION

- | | |
|-----------------------------|------------------------------|
| 1) Series Name | 7) Edge Style Code and Color |
| 2) Model Number | 8) Wood Species |
| 3) Size | 9) Wood Stain Color |
| 4) Quantity | 10) Optional Items |
| 5) Metal Finish | |
| 6) Laminate Selection & No. | |

HARMONY BASE SPECIFICATIONS

Harmony Base

- Table Height** Table height is 28" to 30" depending on table top specified. Bar Height table is 42".
- Column** 2" diameter column on 18" and 22" bases
3" diameter column on 30" bases
- Base** One piece steel trumpet base with 18" or 24" diameter base with padded floor ring.

FINISHES

Table Base

Finished in your choice of standard powder coat colors. For colors refer to "Color Selections" brochure. For actual color samples, please call Customer Service.

Laminate/Veneer Selections

ERG offers over 1000 standard laminate choices from Nevamar, Wilsonart, Formica and Pionite. Wood veneer is available in

transparent stain colors - custom stain matching available.

OPTIONS

- CODE: PC - Polished Chrome Base.
- CODE: GD - Ganging
- CODE: STH - Special Table Height (any table height other than 29" or bar height).
- PC 18: Polished Chrome 18" Base
- PC 24: Polished Chrome 24" Base
- PC 30: Polished Chrome 30" Base



HARMONY SQUARE CAFÉ

MODEL / DESCRIPTION / LIST PRICING

HARMONY | CAFÉ | ROUND TOP

| | Model Number | Table Top Size | Shpg. Wght. | Base Spread | LAMINATE TOP ASSORTED EDGES | | | | | | | VENEER TOP | |
|-------|--------------|----------------|-------------|-------------|-----------------------------|--------|--------|--------|--------|--------|--------|------------|--------|
| | | | | | GRP 1 | GRP 2 | GRP 3 | GRP 4 | GRP 5 | GRP 6 | GRP 7 | GRP 8 | GRP 9 |
| ROUND | HAR24D | 24" Dia. | 34 | 18" | \$755 | \$764 | \$836 | \$896 | \$1016 | \$1117 | \$1238 | \$1893 | \$2258 |
| | HAR30D | 30" Dia. | 43 | 18" | \$815 | \$827 | \$922 | \$1002 | \$1162 | \$1295 | \$1455 | \$2102 | \$2439 |
| | HAR36D | 36" Dia. | 60 | 24" | \$948 | \$964 | \$1076 | \$1174 | \$1368 | \$1530 | \$1723 | \$2460 | \$2838 |
| | HAR42D | 42" Dia. | 130 | 24" | \$1074 | \$1095 | \$1243 | \$1368 | \$1621 | \$1831 | \$2083 | \$2851 | \$3219 |
| | HAR48D | 48" Dia. | 130 | 30" | \$1331 | \$1357 | \$1534 | \$1687 | \$1993 | \$2247 | \$2554 | \$3519 | \$3989 |

HARMONY | CAFÉ | SQUARE TOP

| | Model Number | Table Top Size | Shpg. Wght. | Base Spread | LAMINATE TOP ASSORTED EDGES | | | | | | | VENEER TOP | |
|--------|--------------|----------------|-------------|-------------|-----------------------------|--------|--------|--------|--------|--------|--------|------------|--------|
| | | | | | GRP 1 | GRP 2 | GRP 3 | GRP 4 | GRP 5 | GRP 6 | GRP 7 | GRP 8 | GRP 9 |
| SQUARE | HAR24S | 24" Sq. | 43 | 18" | \$761 | \$772 | \$845 | \$907 | \$1033 | \$1138 | \$1263 | \$1917 | \$2279 |
| | HAR2430S | 24x30 Sq. | 53 | 18" | \$797 | \$810 | \$895 | \$968 | \$1115 | \$1237 | \$1384 | \$2037 | \$2386 |
| | HAR30S | 30" Sq. | 76 | 18" | \$819 | \$834 | \$926 | \$1007 | \$1167 | \$1301 | \$1460 | \$2113 | \$2454 |
| | HAR36S | 36" Sq. | 76 | 24" | \$958 | \$974 | \$1091 | \$1191 | \$1390 | \$1556 | \$1756 | \$2492 | \$2868 |
| | HAR42S | 42" Sq. | 76 | 24" | \$1243 | \$1263 | \$1411 | \$1536 | \$1790 | \$1999 | \$2251 | \$3221 | \$3720 |

HARMONY | CAFÉ | RECTANGLE TOP

| | Model Number | Table Top Size | Shpg. Wght. | Base Spread | LAMINATE TOP ASSORTED EDGES | | | | | | | VENEER TOP | |
|-----------|--------------|----------------|-------------|-------------|-----------------------------|--------|--------|--------|--------|--------|--------|------------|--------|
| | | | | | GRP 1 | GRP 2 | GRP 3 | GRP 4 | GRP 5 | GRP 6 | GRP 7 | GRP 8 | GRP 9 |
| RECTANGLE | HAR2448 | 24x48 Sq. | 76 | 2-18" | \$1179 | \$1196 | \$1305 | \$1400 | \$1589 | \$1746 | \$1935 | \$2960 | \$3529 |
| | HAR2460 | 24x60 Sq. | 115 | 2-18" | \$1313 | \$1330 | \$1453 | \$1559 | \$1770 | \$1946 | \$2158 | \$3297 | \$3928 |
| | HAR2472 | 24x72 Sq. | 115 | 2-18" | \$1445 | \$1487 | \$1616 | \$1786 | \$2191 | \$2297 | \$2512 | \$4466 | \$6154 |
| | HAR3048 | 30x48 Sq. | 137 | 2-18" | \$1317 | \$1335 | \$1460 | \$1566 | \$1780 | \$1958 | \$2172 | \$3311 | \$3941 |
| | HAR3060 | 30x60 Sq. | 148 | 2-24" | \$1362 | \$1383 | \$1523 | \$1643 | \$1884 | \$2084 | \$2325 | \$3462 | \$4076 |
| | HAR3072 | 30x72 Sq. | 148 | 2-24" | \$1576 | \$1623 | \$1768 | \$1960 | \$2418 | \$2538 | \$2778 | \$4902 | \$6733 |

Note: When optional base finish is required, please multiply upcharge by 2 for tables supported with an extra base.

OPTIONS

Add upcharge to list price and code to model number

| | | |
|------|---|-------|
| PC18 | Polished Chrome - 18" Base - (per base) | \$235 |
| PC24 | Polished Chrome - 24" Base - (per base) | \$310 |
| PC30 | Polished Chrome - 30" Base - (per base) | \$360 |

| | | |
|-----|--|-------|
| GD | Ganging per table | \$95 |
| STH | Special Table Height, (other than 29") per base. | \$150 |

MODEL / DESCRIPTION / LIST PRICING

HARMONY | CAFÉ | ROUND | BAR HEIGHT

| ROUND | Model Number | Table Top Size | Shpg. Wght. | Base Spread | LAMINATE TOP ASSORTED EDGES | | | | | | | VENEER TOP | |
|-------|--------------|----------------|-------------|-------------|-----------------------------|--------|--------|--------|--------|--------|--------|------------|--------|
| | | | | | GRP 1 | GRP 2 | GRP 3 | GRP 4 | GRP 5 | GRP 6 | GRP 7 | GRP 8 | GRP 9 |
| | HARH24D | 24" Dia. | 40 | 18" | \$908 | \$919 | \$989 | \$1049 | \$1171 | \$1272 | \$1392 | \$2232 | \$2714 |
| | HARH30D | 30" Dia. | 55 | 24" | \$968 | \$982 | \$1075 | \$1155 | \$1316 | \$1449 | \$1610 | \$2440 | \$2898 |
| | HARH36D | 36" Dia. | 63 | 30" | \$1264 | \$1281 | \$1394 | \$1491 | \$1685 | \$1847 | \$2040 | \$3158 | \$3784 |

HARMONY | CAFÉ | SQUARE | BAR HEIGHT

| SQUARE | Model Number | Table Top Size | Shpg. Wght. | Base Spread | LAMINATE TOP ASSORTED EDGES | | | | | | | VENEER TOP | |
|--------|--------------|----------------|-------------|-------------|-----------------------------|--------|--------|--------|--------|--------|--------|------------|--------|
| | | | | | GRP 1 | GRP 2 | GRP 3 | GRP 4 | GRP 5 | GRP 6 | GRP 7 | GRP 8 | GRP 9 |
| | HARH36S | 36" Sq. | 67 | 30" | \$1275 | \$1290 | \$1408 | \$1507 | \$1707 | \$1874 | \$2073 | \$3190 | \$3813 |

OPTIONS

Add upcharge to list price and code to model number

| | | | | | |
|------|---|-------|-----|--|-------|
| PC18 | Polished Chrome - 18" Base - (per base) | \$235 | GD | Ganging per table | \$95 |
| PC24 | Polished Chrome - 24" Base - (per base) | \$310 | STH | Special Table Height, (other than 29") per base. | \$150 |
| PC30 | Polished Chrome - 30" Base - (per base) | \$360 | | | |



CAFÉ TABLE WITH KRystalCAST® TOP



BAR HEIGHT TABLE

ORDERING INFORMATION

- | | |
|----------------------------|-------------------------------|
| 1) Series Name | 6) Laminate Selection and No. |
| 2) Model Number | 7) Edge Style Code and Color |
| 3) Size | 8) Wood Species |
| 4) Quantity | 9) Wood Stain Color |
| 5) Powder Coat Frame Color | 10) Optional Items |

LUNA CAFÉ BASE SPECIFICATIONS

Luna X Base

| | |
|---------------------|--|
| Table Height | Table height is 29" to 30" depending on table top specified. Bar Height table is 42". |
| Column | 3" diameter 14 gauge steel tubing welded to base and top plate. |
| Base | 1.5" diameter 14 gauge steel tubing – 22", 26", 32" or 38" X-base spreads. |
| Plate | 8" x 8" square 11" X 11" square 24" x 24" square |
| Glides | Adjustable zinc rubber cushion glides |
| Assembly | Top plate is welded to the vertical column and the vertical column is welded to the horizontal base. No tie rod assembly. Base mounts to tabletop with ¼-20 x 1" machine screws into metal inserts in top. |
| Finish | Choice of standard powder coat colors – See "Color Selections" brochure. |

Flip-Top Mechanism

Durable all-steel construction with a spring-loaded release handle and a safety catch to maintain flipped-up position.

TABLE TOP SPECIFICATIONS

Table Tops

Table top core is CARB Phase I & Phase II Compliant. Laminate, wood veneer and phenolic backing are glued with water based adhesives.

FINISHES

Laminate/Veneer Selections

ERG offers over 1000 standard laminate choices from Nevamar, Wilsonart, Formica and Pionite. Wood veneer is available in transparent stain colors - custom stain matching available.

Edge Selections:

ERG offers a wide variety of table top edge materials including PVC, wood, aluminum, resin and laminate. Special Edge Note: When ganging or butting tables together, ERG recommends using 3mm flat edge or flat wood edge. Square tables using PVC T-edge will have a 2" radius on all corners. Table Bases and Legs.

OPTIONS

- CODE: FLIP-X - Flip Top per X-base
- CODE: FLIP-T - Flip Top for two T-legs
- CODE: FTCB - Flip-Top cross bar
- CODE: SB - Stretcher bar for tables under 72"
- CODE: RP - Painted Foot-ring for bar height
- CODE: STH - Special Table Height (any table height other than 29" or bar height)
- CODE: ULW - Ultra-lightweight table top
- CODE: CAS - Mobile Casters per table
- CODE: GD - Ganging



GLIDE DETAIL



CASTER DETAIL



MODEL / DESCRIPTION / LIST PRICING

LUNA | CAFÉ | ROUND



| Model Number | Table Top Size | Shpg. Wght. | Base Spread | LAMINATE TOP ASSORTED EDGES | | | | | | | | | VENEER TOP | |
|--------------|----------------|-------------|-------------|-----------------------------|-------|--------|--------|--------|--------|--------|--------|--------|------------|--|
| | | | | GRP 1 | GRP 2 | GRP 3 | GRP 4 | GRP 5 | GRP 6 | GRP 7 | GRP 8 | GRP 9 | | |
| LU24D | 24" Dia. | 32 | 22"- X | \$533 | \$544 | \$613 | \$675 | \$796 | \$897 | \$1017 | \$1408 | \$1599 | | |
| LU30D | 30" Dia. | 43 | 26"- X | \$603 | \$617 | \$710 | \$791 | \$950 | \$1085 | \$1244 | \$1637 | \$1809 | | |
| LU36D | 36" Dia. | 53 | 32"- X | \$712 | \$729 | \$842 | \$938 | \$1132 | \$1294 | \$1487 | \$1941 | \$2137 | | |
| LU42D | 42" Dia. | 72 | 32"- X | \$835 | \$855 | \$1003 | \$1128 | \$1382 | \$1591 | \$1844 | \$2323 | \$2504 | | |
| LU48D | 48" Dia. | 86 | 38"- X | \$951 | \$978 | \$1155 | \$1308 | \$1614 | \$1868 | \$2175 | \$2684 | \$2858 | | |

LUNA | CAFÉ | SQUARE



| Model Number | Table Top Size | Shpg. Wght. | Base Spread | LAMINATE TOP ASSORTED EDGES | | | | | | | | | VENEER TOP | |
|--------------|----------------|-------------|-------------|-----------------------------|-------|--------|--------|--------|--------|--------|--------|--------|------------|--|
| | | | | GRP 1 | GRP 2 | GRP 3 | GRP 4 | GRP 5 | GRP 6 | GRP 7 | GRP 8 | GRP 9 | | |
| LU24S | 24" Sq. | 40 | 22"- X | \$502 | \$512 | \$585 | \$649 | \$774 | \$878 | \$1004 | \$1347 | \$1506 | | |
| LU2430S | 24x30 Sq. | 49 | 26"- X | \$538 | \$549 | \$635 | \$709 | \$855 | \$978 | \$1124 | \$1467 | \$1613 | | |
| LU30S | 30" Sq. | 54 | 26"- X | \$579 | \$593 | \$686 | \$767 | \$926 | \$1061 | \$1220 | \$1584 | \$1739 | | |
| LU36S | 36" Sq. | 67 | 32"- X | \$717 | \$734 | \$851 | \$950 | \$1150 | \$1316 | \$1516 | \$1964 | \$2151 | | |
| LU42S | 42" Sq. | 90 | 38"- X | \$867 | \$889 | \$1036 | \$1162 | \$1414 | \$1625 | \$1877 | \$2397 | \$2603 | | |

LUNA | CAFÉ | RECTANGLE



| Model Number | Table Top Size | Shpg. Wght. | Base Spread | LAMINATE TOP ASSORTED EDGES | | | | | | | | | VENEER TOP | |
|--------------|----------------|-------------|-------------|-----------------------------|-------|-------|-------|--------|--------|--------|--------|--------|------------|--|
| | | | | GRP 1 | GRP 2 | GRP 3 | GRP 4 | GRP 5 | GRP 6 | GRP 7 | GRP 8 | GRP 9 | | |
| LU2448 | 24x48 Sq. | 70 | 2-22" | \$627 | \$644 | \$753 | \$847 | \$1036 | \$1194 | \$1383 | \$1745 | \$1883 | | |
| LU2460 | 24x60 Sq. | 79 | 2-22" | \$664 | \$681 | \$804 | \$910 | \$1121 | \$1298 | \$1509 | \$1869 | \$1995 | | |
| LU3048 | 30x48 Sq. | 79 | 2-22" | \$668 | \$686 | \$812 | \$918 | \$1131 | \$1309 | \$1524 | \$1884 | \$2009 | | |
| LU3060 | 30x60 Sq. | 90 | 2-22" | \$713 | \$734 | \$874 | \$994 | \$1235 | \$1436 | \$1676 | \$2036 | \$2144 | | |

LUNA | CAFÉ | BAR HEIGHT



| Model Number | Table Top Size | Shpg. Wght. | Base Spread | LAMINATE TOP ASSORTED EDGES | | | | | | | | | VENEER TOP | |
|--------------|----------------|-------------|-------------|-----------------------------|-------|--------|--------|--------|--------|--------|--------|--------|------------|--|
| | | | | GRP 1 | GRP 2 | GRP 3 | GRP 4 | GRP 5 | GRP 6 | GRP 7 | GRP 8 | GRP 9 | | |
| LUH24D | 24" Dia. | 40 | 22"- X | \$744 | \$755 | \$825 | \$885 | \$1007 | \$1109 | \$1230 | \$1873 | \$2228 | | |
| LUH30D | 30" Dia. | 94 | 26"- X | \$804 | \$818 | \$911 | \$991 | \$1152 | \$1285 | \$1446 | \$2081 | \$2411 | | |
| LUH36D | 36" Dia. | 63 | 32"- X | \$904 | \$921 | \$1034 | \$1130 | \$1325 | \$1486 | \$1680 | \$2366 | \$2709 | | |
| LUH36S | 36" Sq. | 67 | 32"- X | \$938 | \$954 | \$1071 | \$1171 | \$1370 | \$1537 | \$1737 | \$2450 | \$2811 | | |

OPTIONS

Add upcharge to list price and code to model number

| | | |
|--------|--|-------|
| FLIP-X | Flip-Top per X-base | \$125 |
| FLIP-T | Flip-Top for two T-legs | \$358 |
| FTCB | Flip-Top Cross Bar | \$150 |
| SB | Stretcher Bar for tables under 72" | \$80 |
| STH | Special Table Height (other than 29") per base | \$150 |

| | | |
|-----|----------------------------------|-------|
| ULW | Ultra-lightweight table top | \$190 |
| RP | Painted Foot-ring for Bar Height | \$110 |
| CAS | Mobile Casters per table | \$98 |
| GD | Ganging per table | \$95 |



ORDERING INFORMATION

- | | |
|----------------------------|-------------------------------|
| 1) Series Name | 6) Laminate Selection and No. |
| 2) Model Number | 7) Edge Style Code and Color |
| 3) Size | 8) Wood Species |
| 4) Quantity | 9) Wood Stain Color |
| 5) Powder Coat Frame Color | 10) Optional Items |

LUNA TRAINING BASE SPECIFICATIONS

Luna T Base

| | |
|---------------------|--|
| Table Height | Table height is 29" to 30" depending on table top specified. |
| Column | 2" diameter 14 gauge steel tubing welded to base and top plate. |
| Base | 1.5" diameter 14 gauge steel tubing – 16", 22" and 26" spreads |
| Plate | 8" x 8" square 12 gauge stamped steel 5" x 5" or 2" x 4" 12 gauge stamped steel (Flip-Top or Folding) |
| Glides | Adjustable zinc rubber cushion steel glides |
| Assembly | Top plate is welded to the vertical column and the vertical column is welded to the horizontal base plate. No tie rod assembly. Base mounts to tabletop with 1/4-20 x 1" machine screws into metal inserts in top. Stretcher steel bars are used on tops 72" and longer. |
| Finish | Choice of standard powder coat colors – See "Color Selections" brochure |

Flip-Top Mechanism

Aluminum die-cast top plate and aluminum housing with single handle cable release.

Folding Mechanism

Nylon injection molded housing, cast aluminum pivot and metal locking slider. Rigid, taper locking design is activated by single lever that also locks in folded position.

TABLE TOP SPECIFICATIONS

Table Tops

Table top core is CARB Phase I & Phase II Compliant. Laminate, wood veneer and phenolic backing are glued with water based adhesives.

Ultra-Lightweight Table Tops

Ultra-lightweight tables have an exceptionally strong manufactured MDF top made from 100% recovered and recycled wood fiber with at least 25% post-industrial recycled fiber; the balance consisting of recovered waste fiber. Ultra-light tables are 18% lighter than standard tables.



GLIDE DETAIL



CASTER DETAIL



FLIP-TOP DETAIL



STATIONARY T BASE

FINISHES

Laminate/Veneer Selections

ERG offers over 1000 standard laminate choices from Nevamar, Wilsonart, Formica and Pionite. Wood veneer is available in transparent stain colors - custom stain matching available.

Edge Selections:

ERG offers a wide variety of table top edge materials including PVC, wood, aluminum, resin and laminate.

Special Edge Note: When ganging or butting tables together, ERG recommends using 3mm flat edge or flat wood edge. Square tables using PVC T-edge will have a 2" radius on all corners. Table Bases and Legs.

OPTIONS

- CODE: FLIP-T - Flip-Top for two T-legs
- CODE: FTCB - Flip-Top cross bar
- CODE: SB - Stretcher bar for tables under 72"
- CODE: FOLD - Lightweight Folding Leg Mechanism per table
- CODE: STH - Special Table Height (any table height other than 29")
- CODE: ULW - Ultra-lightweight table top
- CODE: CRT - Racetrack table top
- CODE: COT - Oval table top
- CODE: CBT - Boat table top
- CODE: CAS - Mobile Casters per table
- CODE: GD - Ganging per table
- TABLE ACCESSORIES – Modesty Panels, Bridges, Grommets, Wire Management, Power & Communication Options, Table Dollies – see appropriate section in price list



MODEL / DESCRIPTION / LIST PRICING

LUNA | RECTANGLE



| Model Number | Table Top Size | Shpg. Wght. | Base Spread | LAMINATE TOP ASSORTED EDGES | | | | | | | | | VENEER TOP | |
|--------------|----------------|-------------|-------------|-----------------------------|--------|--------|--------|--------|--------|--------|--------|--------|------------|--|
| | | | | GRP 1 | GRP 2 | GRP 3 | GRP 4 | GRP 5 | GRP 6 | GRP 7 | GRP 8 | GRP 9 | | |
| LU1836 | 18 X 36 | 54 | 2-16T | \$540 | \$550 | \$630 | \$698 | \$835 | \$948 | \$1085 | \$1450 | \$1617 | | |
| LU1848 | 18 X 48 | 61 | 2-16T | \$569 | \$582 | \$672 | \$748 | \$902 | \$1031 | \$1183 | \$1549 | \$1705 | | |
| LU1860 | 18 X 60 | 68 | 2-16T | \$599 | \$612 | \$713 | \$798 | \$970 | \$1113 | \$1284 | \$1647 | \$1796 | | |
| LU1872 | 18 X 72 | 75 | 2-16T | \$748 | \$763 | \$874 | \$968 | \$1157 | \$1316 | \$1505 | \$2011 | \$2242 | | |
| LU1884 | 18 X 84 | 81 | 2-16T | \$796 | \$815 | \$943 | \$1052 | \$1271 | \$1451 | \$1670 | \$2175 | \$2390 | | |
| LU1896 | 18 X 96 | 88 | 2-16T | \$825 | \$845 | \$983 | \$1100 | \$1338 | \$1534 | \$1770 | \$2273 | \$2478 | | |
| LU2436 | 24 X 36 | 61 | 2-22T | \$590 | \$604 | \$701 | \$784 | \$950 | \$1089 | \$1256 | \$1619 | \$1770 | | |
| LU2448 | 24 X 48 | 70 | 2-22T | \$627 | \$644 | \$753 | \$847 | \$1036 | \$1194 | \$1383 | \$1745 | \$1883 | | |
| LU2460 | 24 X 60 | 79 | 2-22T | \$664 | \$681 | \$804 | \$910 | \$1121 | \$1298 | \$1509 | \$1869 | \$1995 | | |
| LU2472 | 24 X 72 | 88 | 2-22T | \$821 | \$841 | \$978 | \$1094 | \$1328 | \$1523 | \$1756 | \$2260 | \$2465 | | |
| LU2484 | 24 X 84 | 97 | 2-22T | \$878 | \$901 | \$1056 | \$1191 | \$1457 | \$1681 | \$1948 | \$2449 | \$2637 | | |
| LU2496 | 24 X 96 | 106 | 2-22T | \$916 | \$939 | \$1109 | \$1254 | \$1544 | \$1784 | \$2074 | \$2574 | \$2749 | | |
| LU3036 | 30 X 36 | 68 | 2-22T | \$624 | \$638 | \$748 | \$841 | \$1028 | \$1183 | \$1370 | \$1731 | \$1872 | | |
| LU3048 | 30 X 48 | 79 | 2-22T | \$668 | \$686 | \$812 | \$918 | \$1131 | \$1309 | \$1524 | \$1884 | \$2009 | | |
| LU3060 | 30 X 60 | 90 | 2-22T | \$713 | \$734 | \$874 | \$994 | \$1235 | \$1436 | \$1676 | \$2036 | \$2144 | | |
| LU3072 | 30 X 72 | 102 | 2-22T | \$879 | \$901 | \$1057 | \$1192 | \$1458 | \$1682 | \$1949 | \$2451 | \$2639 | | |
| LU3084 | 30 X 84 | 113 | 2-22T | \$944 | \$968 | \$1148 | \$1301 | \$1607 | \$1862 | \$2168 | \$2667 | \$2833 | | |
| LU3096 | 30 X 96 | 124 | 2-22T | \$988 | \$1015 | \$1210 | \$1377 | \$1710 | \$1989 | \$2322 | \$2818 | \$2969 | | |
| LU3648 | 36 X 48 | 88 | 2-26T | \$719 | \$740 | \$882 | \$1005 | \$1250 | \$1452 | \$1697 | \$2055 | \$2162 | | |
| LU3660 | 36 X 60 | 102 | 2-26T | \$772 | \$795 | \$957 | \$1094 | \$1370 | \$1601 | \$1876 | \$2233 | \$2322 | | |
| LU3672 | 36 X 72 | 115 | 2-26T | \$946 | \$971 | \$1151 | \$1304 | \$1612 | \$1868 | \$2177 | \$2674 | \$2839 | | |
| LU3684 | 36 X 84 | 129 | 2-26T | \$1017 | \$1046 | \$1252 | \$1427 | \$1778 | \$2071 | \$2421 | \$2917 | \$3058 | | |
| LU3696 | 36 X 96 | 142 | 2-26T | \$1070 | \$1101 | \$1326 | \$1517 | \$1899 | \$2218 | \$2601 | \$3094 | \$3217 | | |

OPTIONS

Add upcharge to list price and code to model number

| | | |
|--------|---|----------------|
| FLIP-T | Flip-Top for two t-legs | \$358 |
| FTCB | Flip-Top Cross Bar | \$150 |
| SB | Stretcher Bar for tables under 72" | \$80 |
| FOLD | Lightweight Folding Leg Mechanism per table | \$298 |
| STH | Special Table Height (other than 29") | \$150 per base |
| ULW | Ultra-lightweight table top | \$190 |

| | | |
|-----|-------------------------------|---------|
| CRT | Racetrack table top | add 20% |
| COT | Oval table top | add 20% |
| CBT | Boat table top | add 25% |
| CAS | Mobile Casters per table - 3" | \$98 |
| GD | Ganging per table | \$95 |

MODEL / DESCRIPTION / LIST PRICING

LUNA | TRAPEZOID

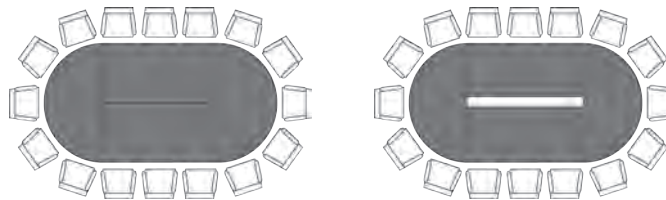


| Model Number | Table Top Size | Shpg. Wght. | Base Spread | LAMINATE TOP ASSORTED EDGES | | | | | | | | | VENEER TOP | |
|--------------|----------------|-------------|-------------|-----------------------------|--------|--------|--------|--------|--------|--------|--------|--------|------------|--|
| | | | | GRP 1 | GRP 2 | GRP 3 | GRP 4 | GRP 5 | GRP 6 | GRP 7 | GRP 8 | GRP 9 | | |
| LT2448 | 24 x 48 | 70 | 2-22T | \$757 | \$779 | \$935 | \$1068 | \$1335 | \$1557 | \$1824 | \$2181 | \$2274 | | |
| LT2460 | 24 x 60 | 79 | 2-22T | \$838 | \$864 | \$1047 | \$1204 | \$1520 | \$1782 | \$2097 | \$2451 | \$2518 | | |
| LT3060 | 30 x 60 | 90 | 2-26T | \$879 | \$907 | \$1107 | \$1277 | \$1616 | \$1901 | \$2240 | \$2592 | \$2645 | | |
| LT3672 | 36 x 72 | 115 | 2-26T | \$1104 | \$1138 | \$1372 | \$1574 | \$1976 | \$2313 | \$2715 | \$3207 | \$3320 | | |

LUNA | SECTIONAL | HALF ROUND



| Model Number | Table Top Size | Shpg. Wght. | Base Spread | LAMINATE TOP ASSORTED EDGES | | | | | | | | | VENEER TOP | |
|--------------|----------------|-------------|-------------|-----------------------------|--------|--------|--------|--------|--------|--------|--------|--------|------------|--|
| | | | | GRP 1 | GRP 2 | GRP 3 | GRP 4 | GRP 5 | GRP 6 | GRP 7 | GRP 8 | GRP 9 | | |
| LHR2448 | 24 X 48 | 70 | 2-22T | \$873 | \$900 | \$1096 | \$1263 | \$1600 | \$1880 | \$2216 | \$2568 | \$2623 | | |
| LHR3060 | 30 X 60 | 90 | 2-22T | \$951 | \$983 | \$1206 | \$1399 | \$1782 | \$2102 | \$2485 | \$2834 | \$2863 | | |
| LHR3672 | 36 X 72 | 115 | 2-22T | \$1176 | \$1213 | \$1473 | \$1697 | \$2142 | \$2515 | \$2960 | \$3449 | \$3537 | | |



SAMPLE CONFIGURATIONS

OPTIONS

Add upcharge to list price and code to model number

| | | |
|--------|--|-------|
| FLIP-T | Flip-Top for two t-legs | \$358 |
| FTCB | Flip-Top Cross Bar | \$150 |
| SB | Stretcher Bar for tables under 72" | \$80 |
| FOLD | Lightweight Folding Leg Mechanism per table | \$298 |
| STH | Special Table Height (other than 29") per base | \$150 |
| ULW | Ultra-lightweight table top | \$190 |

| | | |
|-----|-------------------------------|---------|
| CRT | Racetrack table top | add 20% |
| COT | Oval table top | add 20% |
| CBT | Boat table top | add 25% |
| CAS | Mobile Casters per table - 3" | \$98 |
| GD | Ganging per table | \$95 |



RECTANGLE CONFERENCE TABLE

ORDER INFORMATION

- | | |
|----------------------------|-------------------------------|
| 1) Series Name | 6) Laminate Selection and No. |
| 2) Model Number | 7) Edge Style Code and Color |
| 3) Size | 8) Wood Species |
| 4) Quantity | 9) Wood Stain Color |
| 5) Powder Coat Frame Color | 10) Optional Items |

LUNA CONFERENCE SPECIFICATIONS

Conference Base

| | |
|---------------------|--|
| Table Height | Table height is 29" to 30" depending on table top specified. |
| Columns | 2" diameter 14 gauge steel tubing welded to base and top plate. |
| Base | 1.5" diameter 14 gauge steel tubing – 36" spread |
| Plate | 12 gauge stamped steel |
| Glides | Adjustable zinc rubber cushion steel glides |
| Assembly | Top plate is welded to the vertical column and the vertical column is welded to the horizontal base plate. No tie rod assembly. Base mounts to tabletop with ¼-20 x 1" machine screws into metal inserts in top. Stretcher steel bars are used on tops 72" and longer. |
| Finish | Choice of standard powder coat colors – See "Color Selections" brochure |

Table Tops

Table top core is CARB Phase I & Phase II Compliant. Laminate, wood veneer and phenolic backing are glued with water based adhesives.

Edge Selections

ERG offers a wide variety of table top edge materials including PVC, wood and laminate.

FINISHES

Table Bases and Legs

Finished in your choice of standard powder coat colors. Finishes listed at beginning of price list. For colors refer to "Color Selections" brochure. For actual color samples, please call Customer Service.

Laminate/Veneer Selections

ERG offers over 1000 standard laminate choices from Nevamar, Wilsonart, Formica and Pionite. Wood veneer is available in transparent stain colors - custom stain matching available.

OPTIONS

- CODE: STH - Special Table Height (any table height other than 29")
- CODE: GD - Ganging per table
- CODE: SB - Stretcher bar for tables under 72"
- CODE: CRT - Racetrack table top
- CODE: COT - Oval table top
- CODE: CBT - Boat table top
- TABLE ACCESSORIES – Modesty Panels, Bridges, Grommets, Wire Management, Power & Communication Options, Table Dollies – see appropriate section in price list

MODEL / DESCRIPTION / LIST PRICING

LUNA | CONFERENCE | RECTANGLE



| Model Number | Table Top Size | Shpg. Wght. | Base Spread | LAMINATE TOP ASSORTED EDGES | | | | | | | | | VENEER TOP | |
|--------------|----------------|-------------|-------------|-----------------------------|--------|--------|--------|--------|--------|--------|--------|---------|------------|--|
| | | | | GRP 1 | GRP 2 | GRP 3 | GRP 4 | GRP 5 | GRP 6 | GRP 7 | GRP 8 | GRP 9 | | |
| LC4272 | 42 X 72 | 129 | 2-36TT | \$1798 | \$1841 | \$2144 | \$2403 | \$2922 | \$3356 | \$3875 | \$4959 | \$5395 | | |
| LC4284 | 42 X 84 | 144 | 2-36TT | \$1883 | \$1929 | \$2253 | \$2531 | \$3086 | \$3549 | \$4104 | \$5215 | \$5650 | | |
| LC4296 | 42 X 96 | 160 | 2-36TT | \$1943 | \$1992 | \$2338 | \$2633 | \$3226 | \$3719 | \$4311 | \$5420 | \$5834 | | |
| LC4872 | 48 X 72 | 142 | 2-36TT | \$1848 | \$1893 | \$2213 | \$2489 | \$3037 | \$3495 | \$4044 | \$5126 | \$5545 | | |
| LC4884 | 48 X 84 | 160 | 2-36TT | \$2084 | \$2134 | \$2478 | \$2773 | \$3363 | \$3855 | \$4446 | \$5727 | \$6254 | | |
| LC4896 | 48 X 96 | 178 | 2-36TT | \$2153 | \$2205 | \$2574 | \$2890 | \$3521 | \$4047 | \$4678 | \$5956 | \$6462 | | |
| LC48108 | 48 X 108 | 196 | 3-36TT | \$2317 | \$2373 | \$2765 | \$3102 | \$3774 | \$4334 | \$5006 | \$6398 | \$6954 | | |
| LC48120 | 48 X 120 | 214 | 3-36TT | \$2386 | \$2445 | \$2861 | \$3218 | \$3931 | \$4527 | \$5240 | \$6628 | \$7161 | | |
| LC48144* | 48 X 144 | 250 | 3-36TT | \$2859 | \$2925 | \$3389 | \$3787 | \$4583 | \$5246 | \$6042 | \$7828 | \$8577 | | |
| LC6096 | 60 X 96 | 214 | 2-36TT | \$2476 | \$2535 | \$2949 | \$3304 | \$4014 | \$4605 | \$5316 | \$6819 | \$7430 | | |
| LC60108 | 60 X 108 | 237 | 3-36TT | \$2608 | \$2671 | \$3114 | \$3494 | \$4256 | \$4889 | \$5649 | \$7207 | \$7828 | | |
| LC60120 | 60 X 120 | 259 | 3-36TT | \$2764 | \$2832 | \$3304 | \$3710 | \$4521 | \$5196 | \$6007 | \$7648 | \$8296 | | |
| LC60144* | 60 X 144 | 304 | 3-36TT | \$3388 | \$3465 | \$3996 | \$4452 | \$5363 | \$6124 | \$7036 | \$9218 | \$10164 | | |

* Asterisk after model number indicates 2 piece tops with center seam for tables 144" and longer

Note: Other sizes are available, please call ERG Customer Service.

OPTIONS

Add upcharge to list price and code to model number

| | | |
|-----|------------------------------------|---------|
| GD | Ganging per table | \$95 |
| SB | Stretcher Bar for tables under 72" | \$80 |
| CRT | Racetrack table top | add 20% |

| | | |
|-----|--|---------|
| COT | Eliptical table top | add 20% |
| CBT | Boat table top | add 25% |
| STH | Special Table Height - any height other than 29" | \$350 |

MAYA CAFÉ TABLES

Harmony Series Italian cast iron table bases have a trumpet shape. Choose from a large selection of laminate or wood veneer tops. Many standard and optional metal finishes available including an optional two-tone base and foot ring.



ROUND CAFÉ TABLE



SQUARE CAFÉ TABLE



BAR HEIGHT TABLE WITH GLASS TOP

ORDERING INFORMATION

- | | |
|-------------------------------|------------------------------|
| 1) Series Name | 7) Edge Style Code and Color |
| 2) Model Number | 8) Wood Species |
| 3) Size | 9) Wood Stain Color |
| 4) Quantity | 10) Optional Items |
| 5) Powder Coat Frame Finish | |
| 6) Laminate Selection and No. | |

MAYA SPECIFICATIONS

Maya Base

- Table Height** Table height is 29" to 30" depending on table top specified. Bar Height table is 42".
- Column** Column made of 3", 14 gauge round tubular steel.
- Base** Maya base is made of 17" or 22" diameter base spread high grade G:20 Italian cast iron, depending on size of tabletop.
- Plate** Top plate is 19"x19" cast iron. The top plate, column and base are all assembled with a 1/2-13 tied rod.
- Assembly** Base mounts to tabletop with 1/4-20 x 1" machine screws into metal inserts in top; no wood screws are used.

Table Tops

Table top core is CARB Compliant 1.25" particle board. Laminate, wood veneer and phenolic backing are glued with water based adhesives.

Edge Selections

ERG offers a wide variety of table top edge materials including PVC, wood, aluminum, resin and laminate. Refer to "Table Edges and Profiles" at beginning of "Tables" section.

FINISHES

Table Bases and Legs

Finished in your choice of standard powder coat colors. Finishes listed at beginning of price list. For colors refer to "Color Selections" brochure. For actual color samples, please call Customer Service.

Laminate/Veneer Selections

ERG offers over 1000 standard laminate choices from Nevamar, Wilsonart, Formica and Pionite. Wood veneer is available in transparent stain colors - custom stain matching available.

OPTIONS

- CODE: 2TB - Two-Tone Base. For table column and footring in 2 different colors.
- CODE: STH - Special Table Height (any table height other than 29")
- CODE: RP - Painted Foot Ring for Bar Height Tables
- CODE: GD - Ganging

MODEL / DESCRIPTION / LIST PRICING

MAYA | CAFÉ | ROUND

| Model Number | Table Top Size | Shpg. Wght. | Base Spread | LAMINATE TOP ASSORTED EDGES | | | | | | | VENEER TOP | |
|--------------|----------------|-------------|-------------|-----------------------------|--------|--------|--------|--------|--------|--------|------------|--------|
| | | | | GRP 1 | GRP 2 | GRP 3 | GRP 4 | GRP 5 | GRP 6 | GRP 7 | GRP 8 | GRP 9 |
| MA24D | 24" Dia. | 32 | 1-17" | \$690 | \$708 | \$776 | \$820 | \$949 | \$1057 | \$1187 | \$1729 | \$2018 |
| MA30D | 30" Dia. | 43 | 1-17" | \$735 | \$756 | \$841 | \$894 | \$1052 | \$1183 | \$1343 | \$1877 | \$2146 |
| MA36D | 36" Dia. | 53 | 1-22" | \$954 | \$980 | \$1083 | \$1147 | \$1339 | \$1499 | \$1692 | \$2414 | \$2788 |
| MA42D | 42" Dia. | 72 | 1-22" | \$1037 | \$1068 | \$1187 | \$1262 | \$1487 | \$1674 | \$1899 | \$2653 | \$3031 |
| MA48D | 48" Dia. | 149 | 1-22" | \$1158 | \$1194 | \$1337 | \$1426 | \$1693 | \$1915 | \$2183 | \$2991 | \$3384 |

MAYA | CAFÉ | SQUARE

| Model Number | Table Top Size | Shpg. Wght. | Base Spread | LAMINATE TOP ASSORTED EDGES | | | | | | | VENEER TOP | |
|--------------|----------------|-------------|-------------|-----------------------------|--------|--------|--------|--------|--------|--------|------------|--------|
| | | | | GRP 1 | GRP 2 | GRP 3 | GRP 4 | GRP 5 | GRP 6 | GRP 7 | GRP 8 | GRP 9 |
| MA24S | 24" Sq. | 40 | 1-17" | \$690 | \$708 | \$776 | \$820 | \$949 | \$1057 | \$1187 | \$1729 | \$2018 |
| MA2430S | 24x30 Sq. | 49 | 1-17" | \$709 | \$728 | \$801 | \$848 | \$988 | \$1105 | \$1245 | \$1786 | \$2070 |
| MA30S | 30" Sq. | 54 | 1-17" | \$735 | \$756 | \$841 | \$894 | \$1052 | \$1183 | \$1343 | \$1877 | \$2146 |
| MA36S | 36" Sq. | 67 | 1-22" | \$984 | \$1010 | \$1112 | \$1176 | \$1368 | \$1529 | \$1722 | \$2479 | \$2875 |
| MA42S | 42" Sq. | 90 | 1-22" | \$1057 | \$1089 | \$1211 | \$1288 | \$1519 | \$1712 | \$1941 | \$2707 | \$3089 |

MAYA | CAFÉ | RECTANGLE

| Model Number | Table Top Size | Shpg. Wght. | Base Spread | LAMINATE TOP ASSORTED EDGES | | | | | | | VENEER TOP | |
|--------------|----------------|-------------|-------------|-----------------------------|--------|--------|--------|--------|--------|--------|------------|--------|
| | | | | GRP 1 | GRP 2 | GRP 3 | GRP 4 | GRP 5 | GRP 6 | GRP 7 | GRP 8 | GRP 9 |
| MA2448 | 24x48 Sq. | 70 | 2-17" | \$1355 | \$1385 | \$1507 | \$1583 | \$1813 | \$2006 | \$2235 | \$3348 | \$3955 |
| MA2460 | 24x60 Sq. | 79 | 2-17" | \$1426 | \$1464 | \$1610 | \$1700 | \$1974 | \$2203 | \$2477 | \$3585 | \$4169 |
| MA3048 | 30x48 Sq. | 79 | 2-17" | \$1360 | \$1393 | \$1531 | \$1616 | \$1874 | \$2087 | \$2346 | \$3409 | \$3971 |
| MA3060 | 30x60 Sq. | 90 | 2-17" | \$1499 | \$1538 | \$1697 | \$1797 | \$2094 | \$2342 | \$2639 | \$3785 | \$4381 |

Note: When optional base finish is required, please multiply upcharge by 2 for tables supported with an extra base.

MAYA | CAFÉ - BAR HEIGHT

| Model Number | Table Top Size | Shpg. Wght. | Base Spread | LAMINATE TOP ASSORTED EDGES | | | | | | | VENEER TOP | |
|--------------|----------------|-------------|-------------|-----------------------------|--------|--------|--------|--------|--------|--------|------------|--------|
| | | | | GRP 1 | GRP 2 | GRP 3 | GRP 4 | GRP 5 | GRP 6 | GRP 7 | GRP 8 | GRP 9 |
| MAH24D | 24" Dia. | 40 | 1-22" | \$859 | \$876 | \$946 | \$988 | \$1117 | \$1225 | \$1356 | \$2096 | \$2511 |
| MAH30D | 30" Dia. | 50 | 1-22" | \$923 | \$944 | \$1029 | \$1082 | \$1240 | \$1372 | \$1531 | \$2286 | \$2696 |
| MAH36D | 36" Dia. | 63 | 1-22" | \$1108 | \$1134 | \$1236 | \$1301 | \$1493 | \$1654 | \$1846 | \$2748 | \$3237 |
| MAH36S | 36" Sq. | 67 | 1-22" | \$1142 | \$1169 | \$1272 | \$1335 | \$1527 | \$1687 | \$1881 | \$2822 | \$3338 |

OPTIONS

Add upcharge to list price and code to model number

| | | | | | |
|-----|---------------------------------------|----------------|----|--|-------|
| 2TB | Two-Tone Base - per table | \$110 | RP | Painted Foot Ring for Bar Height Table | \$110 |
| STH | Special Table Height - other than 29" | \$150 per base | GD | Ganging per table | \$95 |


MONACO

Monaco Series features a square stainless steel column with a stainless steel base. This series is an ERG economically priced offering.

STAINLESS STEEL



MONACO LAMINATE TOP



MONACO BAR HEIGHT ROUND TOP

ORDER INFORMATION

- | | |
|-----------------|-------------------------------|
| 1) Series Name | 5) Laminate Selection and No. |
| 2) Model Number | 6) Edge Style Code and Color |
| 3) Size | 7) Optional Items |
| 4) Quantity | |

MONACO CAFÉ BASE SPECIFICATIONS

Monaco Base

| | |
|---------------------|--|
| Table Height | Table height is 29" to 30" depending on table top specified. Bar Height table is 42". |
| Column | 3.15" square stainless steel #201. |
| Base | Square stainless steel #201. Base spread is 17", 22" or 26" |
| Spider | Depending on size of tabletop: 13" X 13" square 24" x 24" square |
| Glides | Adjustable glides |
| Assembly | Base mounts to tabletop with ¼-20 x 1" machine screws into metal inserts in top. NO WOOD SCREWS ARE USED. |

FINISHES

Table Base

Stainless steel #201 finish is standard. Optional standard powder coat colors are available.

Laminate/Veneer Selections

ERG offers over 1000 standard laminate choices from Nevamar, Wilsonart, Formica and Pionite. Wood veneer is available in transparent stain colors - custom stain matching available.

Special Edge Note:

Square tables using PVC T-edge will have a 2" radius on all corners. When ganging or butting tables together, ERG recommends using 3mm flat edge or flat wood edge.

OPTIONS

- CODE: SF - Powder Coat finish in choice of standard colors.
- CODE: STH - Special Table Height, for any table height other than 29" or bar-height
- CODE: GD - Ganging



MODEL / DESCRIPTION / LIST PRICING

MONACO | CAFÉ | ROUND | STAINLESS STEEL BASE

| | Model Number | Table Top Size | Shpg. Wght. | Base Spread | LAMINATE TOP ASSORTED EDGES | | | | | | | VENEER TOP | |
|--------------|--------------|----------------|-------------|-------------|-----------------------------|-------|--------|--------|--------|--------|--------|------------|--------|
| | | | | | GRP 1 | GRP 2 | GRP 3 | GRP 4 | GRP 5 | GRP 6 | GRP 7 | GRP 8 | GRP 9 |
| ROUND | MON24D | 24" Dia. | 60 | 17" | \$490 | \$500 | \$568 | \$626 | \$741 | \$838 | \$953 | \$1136 | \$1320 |
| | MON30D | 30" Dia. | 63 | 22" | \$590 | \$603 | \$691 | \$768 | \$921 | \$1048 | \$1201 | \$1384 | \$1580 |
| | MON36D | 36" Dia. | 73 | 22" | \$662 | \$677 | \$785 | \$878 | \$1063 | \$1217 | \$1402 | \$1571 | \$1766 |
| | MON42D | 42" Dia. | 108 | 26" | \$827 | \$848 | \$988 | \$1110 | \$1349 | \$1551 | \$1792 | \$1977 | \$2206 |
| | MON48D | 48" Dia. | 117 | 26" | \$959 | \$983 | \$1153 | \$1299 | \$1591 | \$1833 | \$2125 | \$2306 | \$2547 |

MONACO | CAFÉ | SQUARE | STAINLESS STEEL BASE

| | Model Number | Table Top Size | Shpg. Wght. | Base Spread | LAMINATE TOP ASSORTED EDGES | | | | | | | VENEER TOP | |
|---------------|--------------|----------------|-------------|-------------|-----------------------------|--------|--------|--------|--------|--------|--------|------------|--------|
| | | | | | GRP 1 | GRP 2 | GRP 3 | GRP 4 | GRP 5 | GRP 6 | GRP 7 | GRP 8 | GRP 9 |
| SQUARE | MON24S | 24" Sq. | 38 | 17" | \$488 | \$498 | \$568 | \$628 | \$748 | \$847 | \$967 | \$1137 | \$1311 |
| | MON2430S | 24x30 Sq. | 74 | 22" | \$522 | \$534 | \$616 | \$686 | \$825 | \$943 | \$1083 | \$1231 | \$1397 |
| | MON30S | 30" Sq. | 74 | 22" | \$581 | \$593 | \$683 | \$759 | \$911 | \$1040 | \$1193 | \$1365 | \$1554 |
| | MON36S | 36" Sq. | 92 | 22" | \$671 | \$687 | \$798 | \$894 | \$1084 | \$1243 | \$1432 | \$1595 | \$1789 |
| | MON42S | 42" Sq. | 135 | 26" | \$883 | \$903 | \$1044 | \$1164 | \$1405 | \$1607 | \$1847 | \$2087 | \$2360 |
| | MON48S | 48" Sq. | 132 | 26" | \$1126 | \$1155 | \$1362 | \$1538 | \$1892 | \$2187 | \$2541 | \$2725 | \$2988 |

OPTIONS

Add upcharge to list price and code to model number

| | | | | | |
|-----|---|----------------|----|-------------------|------|
| SF | Powder Coat finish - in standard colors | \$60 per base | GD | Ganging per table | \$95 |
| STH | Special Table Height, other than 29" or 42" | \$150 per base | | | |



MODEL / DESCRIPTION / LIST PRICING

MONACO | CAFÉ | RECTANGLE | STAINLESS STEEL BASE

RECTANGLE

| Model Number | Table Top Size | Shpg. Wght. | Base Spread | LAMINATE TOP ASSORTED EDGES | | | | | | | | | VENEER TOP | |
|--------------|----------------|-------------|-------------|-----------------------------|-------|--------|--------|--------|--------|--------|--------|--------|------------|--|
| | | | | GRP 1 | GRP 2 | GRP 3 | GRP 4 | GRP 5 | GRP 6 | GRP 7 | GRP 8 | GRP 9 | | |
| MON2448 | 24x48 Sq. | 70 | 2-17" | \$798 | \$815 | \$926 | \$1023 | \$1216 | \$1376 | \$1568 | \$1853 | \$2145 | | |
| MON2460 | 24x60 Sq. | 79 | 2-17" | \$834 | \$852 | \$977 | \$1084 | \$1298 | \$1475 | \$1689 | \$1953 | \$2234 | | |
| MON3048 | 30x48 Sq. | 79 | 2-17" | \$831 | \$848 | \$972 | \$1077 | \$1290 | \$1468 | \$1680 | \$1945 | \$2227 | | |
| MON3060 | 30x60 Sq. | 90 | 2-17" | \$880 | \$901 | \$1042 | \$1163 | \$1405 | \$1608 | \$1849 | \$2083 | \$2352 | | |

Note: When optional base finish is required, please multiply upcharge by 2 for tables supported with an extra base.

MONACO | BAR HEIGHT | ROUND | STAINLESS STEEL BASE

ROUND

| Model Number | Table Top Size | Shpg. Wght. | Base Spread | LAMINATE TOP ASSORTED EDGES | | | | | | | | | VENEER TOP | |
|--------------|----------------|-------------|-------------|-----------------------------|-------|-------|--------|--------|--------|--------|--------|--------|------------|--|
| | | | | GRP 1 | GRP 2 | GRP 3 | GRP 4 | GRP 5 | GRP 6 | GRP 7 | GRP 8 | GRP 9 | | |
| MONH24D | 24" Dia. | 65 | 22" | \$596 | \$606 | \$674 | \$731 | \$846 | \$944 | \$1058 | \$1346 | \$1615 | | |
| MONH30D | 30" Dia. | 70 | 22" | \$695 | \$708 | \$797 | \$874 | \$1027 | \$1154 | \$1307 | \$1594 | \$1875 | | |
| MONH36D | 36" Dia. | 75 | 26" | \$799 | \$815 | \$923 | \$1015 | \$1200 | \$1355 | \$1539 | \$1846 | \$2151 | | |

MONACO | BAR HEIGHT | SQUARE | STAINLESS STEEL BASE

SQUARE

| Model Number | Table Top Size | Shpg. Wght. | Base Spread | LAMINATE TOP ASSORTED EDGES | | | | | | | | | VENEER TOP | |
|--------------|----------------|-------------|-------------|-----------------------------|-------|-------|-------|--------|--------|--------|--------|--------|------------|--|
| | | | | GRP 1 | GRP 2 | GRP 3 | GRP 4 | GRP 5 | GRP 6 | GRP 7 | GRP 8 | GRP 9 | | |
| MONH36S | 36" Sq. | 80 | 26" | \$762 | \$779 | \$890 | \$985 | \$1175 | \$1335 | \$1525 | \$1779 | \$2046 | | |

OPTIONS

Add upcharge to list price and code to model number

| | | | | | |
|-----|---|----------------|----|-------------------|------|
| SF | Powder Coat finish - in standard colors | \$60 per base | GD | Ganging per table | \$95 |
| STH | Special Table Height, other than 29" or 42" | \$150 per base | | | |



RECTANGLE CONFERENCE TABLE

ORDER INFORMATION

- | | |
|-----------------|------------------------------|
| 1) Series Name | 5) Laminate/Veneer Selection |
| 2) Model Number | 6) Edge Choice |
| 3) Size | 7) Optional Items |
| 4) Quantity | |

MONACO CONFERENCE SPECIFICATIONS

Conference Base

- Table Height** Table height is 29" to 30" depending on table top specified.
- Column** 3.15" square stainless steel #201.
- Base** Square stainless steel #201. Base spread is 17", 22" or 26"
- Spider** Depending on size of tabletop:
13" X 13" square
24" x 24" square
- Glides** Adjustable glides
- Assembly** Base mounts to tabletop with 1/4-20 x 1" machine screws into metal inserts in top.
NO WOOD SCREWS ARE USED.

FINISHES

Table Base

Stainless steel #201 finish is standard. Optional standard powder coat colors are available.

Laminate/Veneer Selections

ERG offers over 1000 standard laminate choices from Nevamar, Wilsonart, Formica and Pionite. Wood veneer is available in transparent stain colors - custom stain matching available.

Special Edge Note:

Square tables using PVC T-edge will have a 2" radius on all corners. When ganging or butting tables together, ERG recommends using 3mm flat edge or flat wood edge.

OPTIONS

- CODE: SF - Powder Coat finish in choice of standard colors.
- CODE: STH - Special Table Height, any table height other than 29"
- CODE: GD - Ganging per table
- CODE: CRT - Racetrack table top
- CODE: COT - Oval table top
- CODE: CBT - Boat table top
- TABLE ACCESSORIES - Modesty Panels, Bridges, Grommets, Wire Management, Power & Communication Options, Table Dollies - see appropriate section in price list



RACETRACK TABLE TOP OPTION

MODEL / DESCRIPTION / LIST PRICING

MONACO | CONFERENCE | RECTANGLE

| | Model Number | Table Top Size | Shpg. Wght. | Base Spread | LAMINATE TOP ASSORTED EDGES | | | | | | | VENEER TOP | |
|-----------|--------------|----------------|-------------|-------------|-----------------------------|--------|--------|--------|--------|--------|--------|------------|---------|
| | | | | | GRP 1 | GRP 2 | GRP 3 | GRP 4 | GRP 5 | GRP 6 | GRP 7 | GRP 8 | GRP 9 |
| RECTANGLE | MONC4272 | 42 X 72 | 129 | 2-22" | \$2182 | \$2226 | \$2528 | \$2788 | \$3306 | \$3740 | \$4259 | \$5804 | \$6540 |
| | MONC4284 | 42 X 84 | 144 | 2-22" | \$2267 | \$2313 | \$2638 | \$2915 | \$3470 | \$3933 | \$4489 | \$6061 | \$6796 |
| | MONC4296 | 42 X 96 | 160 | 2-22" | \$2327 | \$2376 | \$2723 | \$3019 | \$3610 | \$4103 | \$4696 | \$6264 | \$6979 |
| | MONC4872 | 48 X 72 | 142 | 2-22" | \$2232 | \$2277 | \$2598 | \$2873 | \$3421 | \$3880 | \$4428 | \$5972 | \$6691 |
| | MONC4884 | 48 X 84 | 160 | 2-22" | \$2469 | \$2518 | \$2862 | \$3157 | \$3747 | \$4239 | \$4830 | \$6572 | \$7399 |
| | MONC4896 | 48 X 96 | 178 | 2-22" | \$2537 | \$2589 | \$2958 | \$3274 | \$3905 | \$4431 | \$5062 | \$6802 | \$7607 |
| | MONC48108 | 48 X 108 | 196 | 3-22" | \$2702 | \$2757 | \$3149 | \$3486 | \$4158 | \$4719 | \$5391 | \$7243 | \$8100 |
| | MONC48120 | 48 X 120 | 214 | 3-22" | \$2770 | \$2830 | \$3246 | \$3603 | \$4316 | \$4911 | \$5624 | \$7474 | \$8307 |
| | MONC48144 | 48 X 144 | 250 | 3-22" | \$3243 | \$3310 | \$3774 | \$4172 | \$4968 | \$5630 | \$6426 | \$8674 | \$9723 |
| | MONC6096 | 60 X 96 | 214 | 2-26" | \$2860 | \$2919 | \$3334 | \$3689 | \$4398 | \$4990 | \$5700 | \$7665 | \$8575 |
| | MONC60108 | 60 X 108 | 237 | 3-26" | \$2993 | \$3056 | \$3499 | \$3879 | \$4640 | \$5273 | \$6033 | \$8052 | \$8973 |
| | MONC60120 | 60 X 120 | 259 | 3-26" | \$3148 | \$3216 | \$3689 | \$4094 | \$4906 | \$5581 | \$6391 | \$8493 | \$9442 |
| | MONC60144 | 60 X 144 | 304 | 3-26" | \$3773 | \$3849 | \$4381 | \$4836 | \$5749 | \$6508 | \$7420 | \$10063 | \$11310 |

* Asterisk after model number indicates 2 piece tops with center seam for tables 144" and longer

Note: Other sizes are available, please call ERG Customer Service.

OPTIONS

Add upcharge to list price and code to model number

| | | | | | |
|-----|---|---------------|-----|--|---------|
| SF | Powder Coat finish - in standard colors | \$60 per base | COT | Elliptical table top | add 20% |
| GD | Ganging per table | \$95 | CBT | Boat table top | add 25% |
| CRT | Racetrack table top | add 20% | STH | Special Table Height - any height other than 29" | \$350 |

MONTEGO

Montego Series has a welded steel base with a radial arc design. Available in Café and Bar Height models. Tops include laminate and wood veneer.



MONTEGO ROUND



MONTEGO SQUARE



MONTEGO BAR HEIGHT

ORDERING INFORMATION

- | | |
|-----------------------------|-------------------------------|
| 1) Series Name | 6) Laminate Selection and No. |
| 2) Model Number | 7) Edge Style Code and Color |
| 3) Size | 8) Wood Species |
| 4) Quantity | 9) Wood Stain Color |
| 5) Powder Coat Frame Finish | 10) Optional Items |

MONTEGO SPECIFICATIONS

Montego Base

- Table Height** Table height is 29" to 30" depending on table top specified. Bar Height table is 42".
- Column** 3" round 14 gauge steel tubing welded to base and top plate.
- Base** 22", 26" or 38" base spread of formed steel tubing curving up in a four pronged shape.
- Plate** The spider is 10" x 10" and 24" x 24" square, depending on table top size.
- Glides** Adjustable glides included.
- Assembly** Base mounts to top with 1/4"- 20 machine screws into metal inserts - NO WOOD SCREWS ARE USED. Base Is Completely Welded, No Tie Rod Used, No Base Assembly Required

Table Tops

Table top core is CARB Compliant 1.25" particle board. Laminate, wood veneer and phenolic backing are glued with water based adhesives.

Edge Selections

ERG offers a wide variety of table top edge materials including PVC, wood, aluminum, resin and laminate. Refer to "Table Edges and Profiles" at beginning of "Tables" section.

FINISHES

Table Bases and Legs

Finished in your choice of standard powder coat colors. Finishes listed at beginning of price list. For colors refer to "Color Selections" brochure. For actual color samples, please call Customer Service.

Laminate/Veneer Selections

ERG offers over 1000 standard laminate choices from Nevamar, Wilsonart, Formica and Pionite. Wood veneer is available in transparent stain colors - custom stain matching available.

OPTIONS

- CODE: STH - Special Table Height, for any table height other than 29" or bar-height
- CODE: GD - Ganging per table

MODEL / DESCRIPTION / LIST PRICING

MONTEGO | CAFÉ | ROUND



ROUND

| Model Number | Table Top Size | Shpg. Wght. | Base Spread | LAMINATE TOP ASSORTED EDGES | | | | | | | VENEER TOP | |
|--------------|----------------|-------------|-------------|-----------------------------|--------|--------|--------|--------|--------|--------|------------|--------|
| | | | | GRP 1 | GRP 2 | GRP 3 | GRP 4 | GRP 5 | GRP 6 | GRP 7 | GRP 8 | GRP 9 |
| MT24D | 24" Dia. | 40 | 22" | \$628 | \$645 | \$694 | \$761 | \$920 | \$961 | \$1044 | \$1903 | \$2649 |
| MT30D | 30" Dia. | 52 | 26" | \$689 | \$711 | \$777 | \$866 | \$1076 | \$1132 | \$1243 | \$2165 | \$2957 |
| MT36D | 36" Dia. | 60 | 32" | \$720 | \$749 | \$832 | \$944 | \$1208 | \$1277 | \$1415 | \$2358 | \$3156 |
| MT42D | 42" Dia. | 76 | 32" | \$798 | \$832 | \$931 | \$1064 | \$1378 | \$1462 | \$1626 | \$2659 | \$3525 |
| MT48D | 48" Dia. | 90 | 38" | \$917 | \$956 | \$1075 | \$1236 | \$1616 | \$1717 | \$1916 | \$3090 | \$4070 |
| MT54D | 54" Dia. | 95 | 38" | \$1055 | \$1108 | \$1261 | \$1468 | \$1958 | \$2086 | \$2345 | \$3669 | \$4759 |
| MT60D | 60" Dia. | 112 | 38" | \$1381 | \$1442 | \$1622 | \$1864 | \$2438 | \$2590 | \$2892 | \$4115 | \$5289 |

MONTEGO | CAFÉ | SQUARE



SQUARE

| Model Number | Table Top Size | Shpg. Wght. | Base Spread | LAMINATE TOP ASSORTED EDGES | | | | | | | VENEER TOP | |
|--------------|----------------|-------------|-------------|-----------------------------|-------|--------|--------|--------|--------|--------|------------|--------|
| | | | | GRP 1 | GRP 2 | GRP 3 | GRP 4 | GRP 5 | GRP 6 | GRP 7 | GRP 8 | GRP 9 |
| MT24S | 24" Sq. | 43 | 22" | \$633 | \$650 | \$702 | \$771 | \$933 | \$977 | \$1063 | \$1927 | \$2676 |
| MT2430S | 24x30 Sq. | 48 | 22" | \$654 | \$674 | \$732 | \$809 | \$991 | \$1040 | \$1137 | \$2021 | \$2786 |
| MT30S | 30" Sq. | 57 | 26" | \$689 | \$711 | \$777 | \$866 | \$1076 | \$1132 | \$1243 | \$2165 | \$2957 |
| MT36S | 36" Sq. | 76 | 32" | \$720 | \$749 | \$832 | \$944 | \$1208 | \$1277 | \$1415 | \$2358 | \$3156 |
| MT42S | 42" Sq. | 95 | 38" | \$867 | \$902 | \$1007 | \$1148 | \$1482 | \$1569 | \$1745 | \$2870 | \$3816 |
| MT48S | 48" Sq. | 112 | 38" | \$951 | \$994 | \$1125 | \$1300 | \$1714 | \$1822 | \$2040 | \$3249 | \$4251 |

MONTEGO | CAFÉ | RECTANGLE



RECTANGLE

| Model Number | Table Top Size | Shpg. Wght. | Base Spread | LAMINATE TOP ASSORTED EDGES | | | | | | | VENEER TOP | |
|--------------|----------------|-------------|-------------|-----------------------------|--------|--------|--------|--------|--------|--------|------------|--------|
| | | | | GRP 1 | GRP 2 | GRP 3 | GRP 4 | GRP 5 | GRP 6 | GRP 7 | GRP 8 | GRP 9 |
| MT2448 | 24x48 Sq. | 80 | 30" | \$834 | \$862 | \$945 | \$1055 | \$1317 | \$1387 | \$1525 | \$2638 | \$3589 |
| MT2460 | 24x60 Sq. | 90 | 2-22" | \$1231 | \$1261 | \$1355 | \$1476 | \$1769 | \$1847 | \$2000 | \$3692 | \$5168 |
| MT3048 | 30x48 Sq. | 95 | 38" | \$863 | \$894 | \$985 | \$1107 | \$1397 | \$1473 | \$1626 | \$2767 | \$3739 |
| MT3060 | 30x60 Sq. | 95 | 2-22" | \$1377 | \$1413 | \$1520 | \$1663 | \$2003 | \$2094 | \$2272 | \$4158 | \$5800 |

Note: When optional base finish is required, please multiply upcharge by 2 for tables supported with an extra base.

MONTEGO | BAR HEIGHT



ROUND

| Model Number | Table Top Size | Shpg. Wght. | Base Spread | LAMINATE TOP ASSORTED EDGES | | | | | | | VENEER TOP | |
|--------------|----------------|-------------|-------------|-----------------------------|--------|--------|--------|--------|--------|--------|------------|--------|
| | | | | GRP 1 | GRP 2 | GRP 3 | GRP 4 | GRP 5 | GRP 6 | GRP 7 | GRP 8 | GRP 9 |
| MTH24D | 24" Dia. | 63 | 22" | \$882 | \$899 | \$949 | \$1015 | \$1174 | \$1216 | \$1299 | \$2539 | \$3636 |
| MTH30D | 30" Dia. | 73 | 26" | \$937 | \$960 | \$1027 | \$1115 | \$1326 | \$1381 | \$1492 | \$2787 | \$3921 |
| MTH36D | 36" Dia. | 86 | 26" | \$1114 | \$1141 | \$1225 | \$1337 | \$1600 | \$1670 | \$1808 | \$3340 | \$4677 |

OPTIONS

Add upcharge to list price and code to model number

| | | | | | |
|-----|--|-----------------|----|-------------------|-------|
| STH | Special Table Height, other than 29" or bar-height | \$ 150 per base | GD | Ganging per table | \$ 95 |
|-----|--|-----------------|----|-------------------|-------|

NAPOLI

Napoli Series is an ERG special economically priced offering from ERG. Bases include X-base, T-base and Floor mount.



NAPOLI SQUARE



NAPOLI RECTANGLE



NAPOLI FLOOR MOUNT

ORDERING INFORMATION

- | | |
|----------------------------|-------------------------------|
| 1) Series Name | 6) Laminate Selection and No. |
| 2) Model Number | 7) Edge Style Code and Color |
| 3) Size | 8) Wood Species |
| 4) Quantity | 9) Wood Stain Color |
| 5) Powder Coat Base Finish | 10) Optional Items |

NAPOLI SPECIFICATIONS

Napoli Base

- Table Height** Table height is 29" to 30" depending on table top specified. Bar Height table is 42".
- Column** 3" round 14 gauge steel tubing welded to base and top plate.
- Base** The Napoli Base has a 22", 26" or 38" base spread of formed steel.
- Floor Mount** The Floor Mounted Base is made of 6" base spread diameter cast iron, with an 8" steel cover. Optional cover locking screw available.
- Plate** The spider is 10" x 10" and 24" x 24" square.
- Glides** Adjustable zinc rubber cushion glides
- Assembly** Base mounts to top with 1/4"- 20 machine screws into metal inserts - NO WOOD SCREWS ARE USED.



NAPOLI FOOT DETAIL
BLACK TEXTURE FINISH

FINISHES

Table Bases and Legs

Finished in standard powder coat colors.

Laminate/Veneer Selections

ERG offers over 1000 standard laminate choices from Nevamar, Wilsonart, Formica and Pionite. Wood veneer is available in transparent stain colors - custom stain matching available.

Special Edge Note

Square tables using PVC T-edge will have a 2" radius on all corners. When ganging or butting tables together, ERG recommends using 3mm flat edge or flat wood edge.

OPTIONS

- CODE: STH - Special Table Height, for any table height other than 29" or Bar Height.
- CODE: RP - Painted Foot Ring for Bar Height
- CODE: LCS - Locking Cover Screw for floor mount
- CODE: GD - Ganging

MODEL / DESCRIPTION / LIST PRICING

NAPOLI | CAFÉ | ROUND



| Model Number | Table Top Size | Shpg. Wght. | Base Spread | LAMINATE TOP ASSORTED EDGES | | | | | | | VENEER TOP | |
|--------------|----------------|-------------|-------------|-----------------------------|-------|--------|--------|--------|--------|--------|------------|--------|
| | | | | GRP 1 | GRP 2 | GRP 3 | GRP 4 | GRP 5 | GRP 6 | GRP 7 | GRP 8 | GRP 9 |
| NP24D | 24" Dia. | 38 | 22" | \$408 | \$418 | \$485 | \$543 | \$658 | \$755 | \$870 | \$1121 | \$1225 |
| NP30D | 30" Dia. | 55 | 22" | \$447 | \$460 | \$549 | \$626 | \$779 | \$906 | \$1059 | \$1280 | \$1344 |
| NP36D | 36" Dia. | 88 | 30" | \$561 | \$576 | \$684 | \$776 | \$962 | \$1116 | \$1301 | \$1591 | \$1685 |
| NP42D | 42" Dia. | 100 | 36" | \$769 | \$789 | \$929 | \$1049 | \$1290 | \$1492 | \$1731 | \$2157 | \$2308 |
| NP48D | 48" Dia. | 110 | 36" | \$853 | \$877 | \$1047 | \$1194 | \$1485 | \$1728 | \$2020 | \$2440 | \$2564 |

NAPOLI | CAFÉ | SQUARE



| Model Number | Table Top Size | Shpg. Wght. | Base Spread | LAMINATE TOP ASSORTED EDGES | | | | | | | VENEER TOP | |
|--------------|----------------|-------------|-------------|-----------------------------|-------|-------|--------|--------|--------|--------|------------|--------|
| | | | | GRP 1 | GRP 2 | GRP 3 | GRP 4 | GRP 5 | GRP 6 | GRP 7 | GRP 8 | GRP 9 |
| NP24S | 24" Sq. | 48 | 22" | \$406 | \$416 | \$486 | \$546 | \$665 | \$765 | \$884 | \$1125 | \$1219 |
| NP2430S | 24x30 Sq. | 53 | 22" | \$440 | \$452 | \$533 | \$603 | \$742 | \$859 | \$1000 | \$1238 | \$1320 |
| NP30S | 30" Sq. | 69 | 26" | \$438 | \$452 | \$541 | \$617 | \$770 | \$897 | \$1049 | \$1260 | \$1317 |
| NP36S | 36" Sq. | 111 | 30" | \$570 | \$585 | \$697 | \$792 | \$983 | \$1141 | \$1332 | \$1621 | \$1713 |
| NP42S | 42" Sq. | 125 | 36" | \$777 | \$798 | \$938 | \$1059 | \$1300 | \$1500 | \$1742 | \$2177 | \$2335 |

NAPOLI | CAFÉ | RECTANGLE



| Model Number | Table Top Size | Shpg. Wght. | Base Spread | LAMINATE TOP ASSORTED EDGES | | | | | | | VENEER TOP | |
|--------------|----------------|-------------|-------------|-----------------------------|-------|--------|--------|--------|--------|--------|------------|--------|
| | | | | GRP 1 | GRP 2 | GRP 3 | GRP 4 | GRP 5 | GRP 6 | GRP 7 | GRP 8 | GRP 9 |
| NP2448 | 24x48 Sq. | 70 | 22"x30" | \$715 | \$732 | \$843 | \$940 | \$1132 | \$1293 | \$1485 | \$1946 | \$2145 |
| NP2460 | 24x60 Sq. | 79 | 2-22" | \$750 | \$769 | \$894 | \$1001 | \$1214 | \$1392 | \$1607 | \$2065 | \$2253 |
| NP2472 | 24x72 Sq. | 90 | 2-22" | \$783 | \$802 | \$939 | \$1056 | \$1289 | \$1484 | \$1718 | \$2175 | \$2351 |
| NP3048 | 30x48 Sq. | 79 | 2-22" | \$748 | \$765 | \$889 | \$994 | \$1208 | \$1385 | \$1596 | \$2055 | \$2244 |
| NP3060 | 30x60 Sq. | 90 | 2-22" | \$797 | \$818 | \$959 | \$1080 | \$1322 | \$1525 | \$1766 | \$2223 | \$2395 |
| NPT3072 | 30x72 Sq. | 102 | 2-22" | \$840 | \$863 | \$1019 | \$1153 | \$1421 | \$1643 | \$1911 | \$2367 | \$2523 |

OPTIONS

Add upcharge to list price and code to model number

| | | | | | |
|-----|--|----------------|-----|-------------------------------------|------|
| STH | Special Table Height, other than 29" or bar height | \$150 per base | LCS | Locking Cover Screw for floor mount | \$12 |
| RP | Painted Footring for Bar Height | \$110 | GD | Ganging per table | \$95 |

MODEL / DESCRIPTION / LIST PRICING

NAPOLI | BAR HEIGHT

| | Model Number | Table Top Size | Shpg. Wght. | Base Spread | LAMINATE TOP ASSORTED EDGES | | | | | | | VENEER TOP | |
|------------|--------------|----------------|-------------|-------------|-----------------------------|-------|-------|-------|--------|--------|--------|------------|--------|
| | | | | | GRP 1 | GRP 2 | GRP 3 | GRP 4 | GRP 5 | GRP 6 | GRP 7 | GRP 8 | GRP 9 |
| ● ROUND | NPH24D | 24" Dia. | 63 | 22" | \$576 | \$586 | \$654 | \$712 | \$827 | \$924 | \$1040 | \$1493 | \$1727 |
| | NPH30D | 30" Dia. | 73 | 26" | \$615 | \$628 | \$717 | \$794 | \$947 | \$1073 | \$1226 | \$1649 | \$1845 |
| | NPH36D | 36" Dia. | 86 | 30" | \$708 | \$722 | \$831 | \$923 | \$1109 | \$1262 | \$1448 | \$1913 | \$2121 |

NAPOLI | FLOOR MOUNT | ROUND

| | Model Number | Table Top Size | Shpg. Wght. | Base Spread | LAMINATE TOP ASSORTED EDGES | | | | | | | VENEER TOP | |
|------------|--------------|----------------|-------------|-------------|-----------------------------|-------|-------|-------|--------|--------|--------|------------|--------|
| | | | | | GRP 1 | GRP 2 | GRP 3 | GRP 4 | GRP 5 | GRP 6 | GRP 7 | GRP 8 | GRP 9 |
| ● ROUND | NFM24D | 24" Dia. | 38 | FM | \$399 | \$408 | \$476 | \$534 | \$650 | \$746 | \$862 | \$1101 | \$1198 |
| | NFM30D | 30" Dia. | 55 | FM | \$438 | \$452 | \$541 | \$617 | \$770 | \$897 | \$1049 | \$1260 | \$1317 |
| | NFM36D | 36" Dia. | 88 | FM | \$533 | \$548 | \$656 | \$749 | \$933 | \$1089 | \$1274 | \$1531 | \$1602 |
| | NFM42D | 42" Dia. | 96 | FM | \$663 | \$684 | \$823 | \$945 | \$1184 | \$1386 | \$1628 | \$1924 | \$1994 |

NAPOLI | FLOOR MOUNT | SQUARE

| | Model Number | Table Top Size | Shpg. Wght. | Base Spread | LAMINATE TOP ASSORTED EDGES | | | | | | | VENEER TOP | |
|-------------|--------------|----------------|-------------|-------------|-----------------------------|-------|-------|-------|-------|--------|--------|------------|--------|
| | | | | | GRP 1 | GRP 2 | GRP 3 | GRP 4 | GRP 5 | GRP 6 | GRP 7 | GRP 8 | GRP 9 |
| ■ SQUARE | NFM24S | 24" Sq. | 48 | FM | \$397 | \$406 | \$476 | \$537 | \$656 | \$756 | \$876 | \$1104 | \$1192 |
| | NFM2430S | 24x30 Sq. | 53 | FM | \$431 | \$442 | \$524 | \$594 | \$734 | \$851 | \$990 | \$1218 | \$1293 |
| | NFM30S | 30" Sq. | 69 | FM | \$429 | \$442 | \$530 | \$607 | \$760 | \$888 | \$1041 | \$1239 | \$1289 |
| | NFM36S | 36" Sq. | 111 | FM | \$543 | \$558 | \$670 | \$764 | \$956 | \$1114 | \$1305 | \$1561 | \$1631 |

OPTIONS

Add upcharge to list price and code to model number

| | | | | | |
|-----|--|----------------|-----|-------------------------------------|------|
| STH | Special Table Height, other than 29" or bar height | \$150 per base | LCS | Locking Cover Screw for floor mount | \$12 |
| RP | Painted Footring for Bar Height | \$110 | GD | Ganging per table | \$95 |

MODEL / DESCRIPTION / LIST PRICING

NAPOLI | FLOOR MOUNT | RECTANGLE

| | Model Number | Table Top Size | Shpg. Wght. | Base Spread | LAMINATE TOP ASSORTED EDGES | | | | | | | VENEER TOP | |
|-----------|--------------|----------------|-------------|-------------|-----------------------------|-------|--------|--------|--------|--------|--------|------------|--------|
| | | | | | GRP 1 | GRP 2 | GRP 3 | GRP 4 | GRP 5 | GRP 6 | GRP 7 | GRP 8 | GRP 9 |
| RECTANGLE | NFM2448 | 24x48 Sq. | 70 | FM | \$695 | \$712 | \$824 | \$921 | \$1113 | \$1274 | \$1467 | \$1904 | \$2087 |
| | NFM2460 | 24x60 Sq. | 79 | FM | \$732 | \$749 | \$874 | \$981 | \$1195 | \$1373 | \$1587 | \$2022 | \$2195 |
| | NFM2472 | 24x72 Sq. | 95 | FM | \$764 | \$783 | \$920 | \$1036 | \$1271 | \$1465 | \$1698 | \$2133 | \$2293 |
| | NFM2748 | 27x48 Sq. | 95 | FM | \$566 | \$595 | \$715 | \$791 | \$1015 | \$1203 | \$1428 | \$1995 | \$2226 |
| | NFM2760 | 27x60 Sq. | 95 | FM | \$612 | \$647 | \$782 | \$866 | \$1120 | \$1331 | \$1586 | \$2187 | \$2421 |
| | NFM3048 | 30x48 Sq. | 79 | FM | \$729 | \$746 | \$870 | \$977 | \$1189 | \$1365 | \$1578 | \$2013 | \$2186 |
| | NFM3060 | 30x60 Sq. | 90 | FM | \$779 | \$798 | \$940 | \$1062 | \$1303 | \$1505 | \$1747 | \$2181 | \$2337 |
| | NFM3072 | 30x72 Sq. | 102 | FM | \$821 | \$843 | \$1000 | \$1134 | \$1401 | \$1623 | \$1892 | \$2324 | \$2465 |

NAPOLI | BAR HEIGHT | FLOOR MOUNT

| | Model Number | Table Top Size | Shpg. Wght. | Base Spread | LAMINATE TOP ASSORTED EDGES | | | | | | | VENEER TOP | |
|-------|--------------|----------------|-------------|-------------|-----------------------------|-------|-------|-------|--------|--------|--------|------------|--------|
| | | | | | GRP 1 | GRP 2 | GRP 3 | GRP 4 | GRP 5 | GRP 6 | GRP 7 | GRP 8 | GRP 9 |
| ROUND | NFMH24D | 24" Dia. | 59 | FM | \$568 | \$576 | \$645 | \$702 | \$818 | \$914 | \$1030 | \$1472 | \$1699 |
| | NFMH30D | 30" Dia. | 65 | FM | \$606 | \$618 | \$708 | \$784 | \$937 | \$1065 | \$1218 | \$1629 | \$1817 |
| | NFMH36D | 36" Dia. | 90 | FM | \$678 | \$693 | \$801 | \$895 | \$1079 | \$1234 | \$1419 | \$1850 | \$2036 |

NAPOLI | BAR HEIGHT | FLOOR MOUNT

| | Model Number | Table Top Size | Shpg. Wght. | Base Spread | LAMINATE TOP ASSORTED EDGES | | | | | | | VENEER TOP | |
|--------|--------------|----------------|-------------|-------------|-----------------------------|-------|-------|-------|--------|--------|--------|------------|--------|
| | | | | | GRP 1 | GRP 2 | GRP 3 | GRP 4 | GRP 5 | GRP 6 | GRP 7 | GRP 8 | GRP 9 |
| SQUARE | NFMH36S | 36" Sq. | 111 | FM | \$688 | \$704 | \$815 | \$909 | \$1100 | \$1259 | \$1450 | \$1882 | \$2063 |

OPTIONS

Add upcharge to list price and code to model number

| | | | | | |
|-----|--|----------------|-----|-------------------------------------|------|
| STH | Special Table Height, other than 29" or bar height | \$150 per base | LCS | Locking Cover Screw for floor mount | \$12 |
| RP | Painted Footring for Bar Height | \$110 | GD | Ganging per table | \$95 |



ORLANDO ROUND



ORLANDO SQUARE



ORLANDO RECTANGLE

ORDERING INFORMATION

- | | |
|-------------------------------|------------------------------|
| 1) Series Name | 5) Edge Style Code and Color |
| 2) Model Number | 6) Wood Stain Color |
| 3) Quantity | 7) Optional Items |
| 4) Laminate Selection and No. | |

ORLANDO SPECIFICATIONS

Orlando Base

- Table Height** 29"
- Frame** Solid Maple Wood Legs with steel stamped corner angle bracket
- Legs** Solid Maple Wood Legs 1.5" x 4" each having a full bullnose detail.
- Apron** Solid Maple Wood 1.5" x 4".
- Glides** Four factory installed, adjustable steel glides.
- Assembly** Assembly includes dowel construction with steel stamped corner angle bracket. Top has an average 2" overhang over apron. Shipped K-D easy to install sections
- Finish** Choice of transparent wood stain choices – See "Color Selections" brochure.

Table Tops

Table top core is CARB Compliant 1.25" particle board. Laminate and phenolic backing are glued with water based adhesives.

FINISHES

Apron, Edge and Legs

Finished in your choice of transparent wood stain choices. For colors refer to "Color Selections" brochure. For actual color samples, please call ERG Customer Service. Custom stain match is available

Laminate/Veneer Selections


ERG offers over 1000 standard laminate choices from Nevamar, Wilsonart, Formica and Pionite. Wood veneer is available in transparent stain colors - custom stain matching available.

OPTIONS


- CODE: STH - Special Table Height, for any table height other than 29".
- CODE: OAO - Special Top Overhang Over Apron.
- CODE: OLT - Orlando Laboratory Table.
- TABLE ACCESSORIES – Modesty Panels, Bridges, Grommets, Wire Management, Power & Communication Options, Table Dollies – see "Accessories" section in price list



3MM PVC EDGE



2" WIDE STRAIGHT WOOD EDGE



2" WIDE WOOD BULLNOSE EDGE

MODEL / DESCRIPTION / LIST PRICING

ORLANDO | SQUARE



| Model Number | Table Top Size | Shpg. Wght. | LAMINATE TOP 3MM EDGES | | | LAMINATE TOP 2" WIDE WOOD EDGE | |
|--------------|----------------|-------------|------------------------|-------|-------|--------------------------------|---------------------|
| | | | GRP 1 | GRP 2 | GRP 3 | EDGE 7-D : STRAIGHT | EDGE 7-A : BULLNOSE |
| ORLT36S | 36" square | 40 lbs. | \$1918 | | | \$2494 | \$2542 |
| ORLT42S | 42" square | 55 lbs. | \$2062 | | | \$2680 | \$2734 |
| ORLT48S | 48" square | 68 lbs. | \$2293 | | | \$2981 | \$3040 |

ORLANDO | ROUND



| Model Number | Table Top Size | Shpg. Wght. | LAMINATE TOP 3MM EDGES | | | LAMINATE TOP 2" WIDE WOOD EDGE | |
|--------------|----------------|-------------|------------------------|-------|-------|--------------------------------|---------------------|
| | | | GRP 1 | GRP 2 | GRP 3 | EDGE 7-D : STRAIGHT | EDGE 7-A : BULLNOSE |
| ORLT36R | 36" Dia. | 40 lbs. | \$1955 | | | \$2541 | \$2590 |
| ORLT42R | 42" Dia. | 55 lbs. | \$2104 | | | \$2734 | \$2789 |
| ORLT48R | 48" Dia. | 68 lbs. | \$2349 | | | \$3053 | \$3114 |

ORLANDO | RECTANGLE



| Model Number | Table Top Size | Shpg. Wght. | LAMINATE TOP 3MM EDGES | | | LAMINATE TOP 2" WIDE WOOD EDGE | |
|--------------|----------------|-------------|------------------------|-------|-------|--------------------------------|---------------------|
| | | | GRP 1 | GRP 2 | GRP 3 | EDGE 7-D : STRAIGHT | EDGE 7-A : BULLNOSE |
| ORLT3060 | 30" X 60" | 90 lbs. | \$2350 | | | \$3056 | \$3116 |
| ORLT3072 | 30" X 72" | 100 lbs. | \$2413 | | | \$3136 | \$3197 |
| ORLT3090 | 30" X 90" | 125 lbs. | \$2608 | | | \$3389 | \$3458 |
| ORLT3660 | 36" X 60" | 95 lbs. | \$2490 | | | \$3237 | \$3301 |
| ORLT3672 | 36" X 72" | 110 lbs. | \$2564 | | | \$3333 | \$3431 |
| ORLT3690 | 36" X 90" | 130 lbs. | \$2752 | | | \$3577 | \$3648 |
| ORLT4260 | 42" X 60" | 150 lbs. | \$2717 | | | \$3531 | \$3602 |
| ORLT4272 | 42" X 72" | 160 lbs. | \$2726 | | | \$3543 | \$3612 |
| ORLT4290 | 42" X 90" | 170 lbs. | \$2856 | | | \$3711 | \$3784 |
| ORLT4860 | 48" X 60" | 140 lbs. | \$2885 | | | \$3750 | \$3824 |
| ORLT4872 | 48" X 72" | 145 lbs. | \$2995 | | | \$3892 | \$3969 |
| ORLT4890 | 48" X 90" | 180 lbs. | \$3145 | | | \$4089 | \$4170 |


OPTIONS

Add upcharge to list price and code to model number

| | | | | | |
|-----|---------------------------------------|-------|-----|--------------------------|------|
| STH | Special Table Height, other than 29". | \$300 | OLT | Orlando Laboratory Table | call |
| OAO | Special Top Overhang Over Apron | call | | | |

PARMA TABLES

Parma tables offer style and versatility for an array of applications. The full laminate panel or metal leg versions provide the perfect solution for training, dining or multi-use areas.



PARMA LAMINATE (COUNTER HEIGHT) AND METAL (STANDARD HEIGHT) TABLES

ORDERING INFORMATION

- | | |
|-----------------------------|----------------------------------|
| 1) Series Name | 6) Powder Coat color (metal leg) |
| 2) Model Number | 7) Optional Items |
| 3) Size | |
| 4) Quantity | |
| 5) Laminate Selection & No. | |

PARMA SPECIFICATIONS

Laminate Panel

Parma panel tables feature a 3" thick wood frame covered on all sides with high pressure laminate. Table frame is CARB Phase I & Phase II Compliant. Laminate and phenolic backing are glued with water based adhesives. Tables 72" and over will have steel stretcher bars installed within the table top for added stability.

Metal

The Parma metal leg tables are constructed with a 3" thick wood frame table top in your choice of laminate. The legs are made of formed and welded 14-gauge, 0.75" x 1.5" rectangular steel tubing. The two legs are attached together with two welded steel tubing cross members. Frames are sandblasted and finished in your choice of standard powder coat colors.

Table Tops/Solid Surface

Solid Surface and Stone table tops will be quoted upon request.

Glides

Factory installed steel glides includes on all Parma tables.

FINISHES

Table Tops/Panels - Laminate Selections

ERG offers over 1000 standard laminate choices from Nevamar, Wilsonart, Formica and Pionite.


Metal Table Legs

Finished in standard powder coat colors.

OPTIONS

- CODE: PRH36 - Counter height table top (36").
- CODE: PRH42 - Bar height table top (42").
- CODE: MH - Mouse Hole Slot (panel leg only).
- CODE: VD - Velcro Door (panel leg only).
- CODE: SHP - Laminate Shelving (includes metal span support bars - available on panel leg only).
- CODE: SSHP - Sliding Laminate Shelving (panel leg only).

Note: Please specify shelf placement when ordering




factory installed table top power/data available
See accessories section for more details.

PARMA | METAL

RECTANGLE

| Number | Size | Total Weight | List Price |
|---------|-----------|--------------|------------|
| PRM2460 | 24" X 60" | 130 | \$2877 |
| PRM2472 | 24" X 72" | 145 | \$2930 |
| PRM2484 | 24" X 84" | 160 | \$3276 |
| PRM2496 | 24" X 96" | 165 | \$3407 |
| PRM3060 | 30" X 60" | 135 | \$2951 |
| PRM3072 | 30" X 72" | 150 | \$3066 |
| PRM3084 | 30" X 84" | 165 | \$3402 |
| PRM3096 | 30" X 96" | 170 | \$3738 |




PARMA METAL 30X84

PARMA | LAMINATE PANEL

RECTANGLE

| Number | Size | Total Weight | List Price |
|----------|-----------|--------------|------------|
| PRML2460 | 24" X 60" | 130 | \$3035 |
| PRML2472 | 24" X 72" | 145 | \$3087 |
| PRML2484 | 24" X 84" | 160 | \$3434 |
| PRML2496 | 24" X 96" | 165 | \$3565 |
| PRML3060 | 30" X 60" | 135 | \$3108 |
| PRML3072 | 30" X 72" | 150 | \$3224 |
| PRML3084 | 30" X 84" | 165 | \$3560 |
| PRML3096 | 30" X 96" | 170 | \$3896 |



PARMA PANEL TABLE 30X72



PARMA BAR HEIGHT
PANEL TABLE WITH
OPTIONAL SHELVING

Note: Please specify shelf placement when ordering

OPTIONS

Add upcharge to list price and code to model number

| | | |
|-------|--------------------|-------|
| PRH36 | 36" Counter Height | \$350 |
| PRH42 | 42" Bar Height | \$425 |
| MH | Mouse Hole Slot | \$135 |

| | | |
|------|---------------------------|----------------|
| VD | Velcro Door | \$310 |
| SHP | Laminate Shelving | \$565 |
| SSHP | Sliding Laminate Shelving | Call for Quote |



ROUND CAFÉ



BAR HEIGHT

ORDERING INFORMATION

- | | |
|-----------------|-------------------------------|
| 1) Series Name | 5) Laminate Selection and No. |
| 2) Model Number | 6) Edge Style Code and Color |
| 3) Size | 7) Wood Species |
| 4) Quantity | 9) Wood Stain Color |
| 5) Frame Color | 10) Optional Items |
- (Hammertone Textured recommended)

PERLA SPECIFICATIONS

Perla Base

- Table Height** Table height is 29" to 30" depending on table top specified. Bar Height table is 42".
- Column** Column made of 3", 14 gauge round tubular steel.
- Base** The Perla base is made of 17", 22" or 28" diameter base spread cast iron, depending on size of tabletop.
- Plate** Top plate is 8"x8", 11"x11", or 24"x24" stamped steel, depending on size of tabletop.
- Assembly** A 0.25" thick stamped plate is 1/2-13 threaded and welded to the interior bottom portion of the 3" column. The top plate is completely welded to the 3" column. Perla disc base is field assembled to column with a 1/2-13 x 4" bolt from bottom of base into the welded plate in column for maximum strength, no tie-rod assembly. Base mounts to tabletop with 1/4-20 x 1" machine screws into metal inserts in top; NO WOOD SCREWS ARE USED.

Table Tops

Table top core is CARB Compliant 1.25" particle board. Laminate and phenolic backing are glued with water based adhesives.

Edge Selection

ERG offers a wide variety of table top edge materials including PVC, wood, aluminum, resin and laminate. Refer to "Table Edges and Profiles" at beginning of "Tables" section.

FINISHES

Table Bases and Legs

Finished in your choice of standard powder coat colors. Finishes listed at beginning of price list. For colors refer to "Color Selections" brochure. For actual color samples, please call Customer Service.

Laminate/Veneer Selections

ERG offers over 1000 standard laminate choices from Nevamar, Wilsonart, Formica and Pionite. Wood veneer is available in transparent stain colors - custom stain matching available.

OPTIONS

- CODE: PC - Polished Chrome Base.
- CODE: RP - Painted Foot Ring for Bar Height.
- CODE: RC - Polished Chrome Foot Ring for Bar Height.
- CODE: 2TB - Two Tone Base, for table column and foot ring in 2 different colors.



FOOT RING AND BASE
DETAIL

MODEL / DESCRIPTION / LIST PRICING

PERLA | CAFÉ | ROUND

| Model Number | Table Top Size | Shpg. Wght. | Base Spread | LAMINATE TOP ASSORTED EDGES | | | | | | | VENEER TOP | |
|--------------|----------------|-------------|-------------|-----------------------------|-------|--------|--------|--------|--------|--------|------------|--------|
| | | | | GRP 1 | GRP 2 | GRP 3 | GRP 4 | GRP 5 | GRP 6 | GRP 7 | GRP 8 | GRP 9 |
| PRL24D | 24" Dia. | 32 | 17" | \$486 | \$503 | \$572 | \$616 | \$744 | \$853 | \$982 | \$1286 | \$1421 |
| PRL30D | 30" Dia. | 43 | 22" | \$545 | \$567 | \$651 | \$705 | \$863 | \$994 | \$1153 | \$1467 | \$1592 |
| PRL36D | 36" Dia. | 53 | 22" | \$671 | \$695 | \$798 | \$863 | \$1055 | \$1216 | \$1408 | \$1798 | \$1958 |
| PRL42D | 42" Dia. | 72 | 28" | \$773 | \$802 | \$923 | \$998 | \$1222 | \$1410 | \$1634 | \$2078 | \$2256 |
| PRL48D | 48" Dia. | 86 | 28" | \$844 | \$879 | \$1022 | \$1111 | \$1378 | \$1601 | \$1868 | \$2309 | \$2463 |

PERLA | CAFÉ | SQUARE

| Model Number | Table Top Size | Shpg. Wght. | Base Spread | LAMINATE TOP ASSORTED EDGES | | | | | | | VENEER TOP | |
|--------------|----------------|-------------|-------------|-----------------------------|--------|--------|--------|--------|--------|--------|------------|--------|
| | | | | GRP 1 | GRP 2 | GRP 3 | GRP 4 | GRP 5 | GRP 6 | GRP 7 | GRP 8 | GRP 9 |
| PRL24S | 24" Sq. | 40 | 17" | \$489 | \$506 | \$575 | \$618 | \$747 | \$855 | \$985 | \$1292 | \$1427 |
| PRL2430S | 24x30 Sq. | 49 | 17" | \$507 | \$525 | \$600 | \$647 | \$786 | \$903 | \$1043 | \$1348 | \$1478 |
| PRL30S | 30" Sq. | 54 | 22" | \$545 | \$567 | \$651 | \$705 | \$863 | \$994 | \$1153 | \$1467 | \$1592 |
| PRL36S | 36" Sq. | 67 | 22" | \$702 | \$729 | \$831 | \$895 | \$1088 | \$1248 | \$1441 | \$1867 | \$2052 |
| PRL42S | 42" Sq. | 90 | 28" | \$793 | \$823 | \$946 | \$1023 | \$1254 | \$1446 | \$1676 | \$2132 | \$2314 |
| PRL48S | 48" Sq. | 107 | 28" | \$1149 | \$1191 | \$1360 | \$1466 | \$1783 | \$2048 | \$2365 | \$3059 | \$3354 |

PERLA | CAFÉ | RECTANGLE

| Model Number | Table Top Size | Shpg. Wght. | Base Spread | LAMINATE TOP ASSORTED EDGES | | | | | | | VENEER TOP | |
|--------------|----------------|-------------|-------------|-----------------------------|--------|--------|--------|--------|--------|--------|------------|--------|
| | | | | GRP 1 | GRP 2 | GRP 3 | GRP 4 | GRP 5 | GRP 6 | GRP 7 | GRP 8 | GRP 9 |
| PRL2448 | 24x48 | 70 | 2-17" | \$935 | \$958 | \$1053 | \$1112 | \$1289 | \$1439 | \$1615 | \$2346 | \$2730 |
| PRL2460 | 24x60 | 79 | 2-17" | \$970 | \$995 | \$1101 | \$1169 | \$1367 | \$1533 | \$1731 | \$2459 | \$2834 |
| PRL3048 | 30x48 | 79 | 2-17" | \$966 | \$993 | \$1098 | \$1164 | \$1361 | \$1526 | \$1722 | \$2451 | \$2825 |
| PRL3060 | 30x60 | 90 | 2-17" | \$1020 | \$1050 | \$1172 | \$1248 | \$1476 | \$1667 | \$1895 | \$2621 | \$2978 |

Note: When optional base finish is required, please multiply upcharge by 2 for tables supported with an extra base.

PERLA | BAR HEIGHT

| Model Number | Table Top Size | Shpg. Wght. | Base Spread | LAMINATE TOP ASSORTED EDGES | | | | | | | VENEER TOP | |
|--------------|----------------|-------------|-------------|-----------------------------|-------|-------|--------|--------|--------|--------|------------|--------|
| | | | | GRP 1 | GRP 2 | GRP 3 | GRP 4 | GRP 5 | GRP 6 | GRP 7 | GRP 8 | GRP 9 |
| PRLH24D | 24" Dia. | 40 | 22" | \$659 | \$677 | \$746 | \$789 | \$919 | \$1026 | \$1155 | \$1662 | \$1927 |
| PRLH30D | 30" Dia. | 52 | 22" | \$722 | \$744 | \$828 | \$882 | \$1041 | \$1173 | \$1331 | \$1853 | \$2113 |
| PRLH36D | 36" Dia. | 63 | 28" | \$848 | \$874 | \$977 | \$1041 | \$1233 | \$1393 | \$1586 | \$2185 | \$2479 |
| PRLH36S | 36" Sq. | 67 | 28" | \$861 | \$886 | \$989 | \$1053 | \$1246 | \$1407 | \$1599 | \$2211 | \$2515 |

OPTIONS

Add upcharge to list price and code to model number

| | | |
|----|---------------------------------------|-------|
| PC | Polished Chrome Base, 17" | \$80 |
| PC | Polished Chrome Base, 22" | \$95 |
| PC | Polished Chrome Base, 28" | \$180 |
| PC | Polished Chrome Base, 22" Bar Height. | \$125 |

| | | |
|-----|--------------------------------------|-------|
| PC | Polished Chrome Base, 28" Bar Height | \$210 |
| RP | Painted Footring | \$110 |
| RC | Polished Chrome Footring | \$130 |
| 2TB | Two-Tone Base | \$110 |



POST RECTANGLE CONFERENCE TABLE



POST RACETRACK CONFERENCE TABLE

ORDERING INFORMATION

- | | |
|-----------------|-------------------------------|
| 1) Series Name | 5) Laminate Selection and No. |
| 2) Model Number | 6) Edge Style Code and Color |
| 3) Size | 7) Wood Species |
| 4) Quantity | 9) Wood Stain Color |
| 5) Frame Color | 10) Optional Items |

POST CONFERENCE SPECIFICATIONS

Post Base

- Table Height** Table height is 29" to 30" depending on table top specified.
- Legs** The Post leg is made with 2" or 3", 14 gauge round steel tubing.
- Plate** 8" x 8" stamped metal plate.
- Glides** Adjustable glides.
- Assembly** Base mounts to top with 1/4" - 20 machine screws into metal inserts - NO WOOD SCREWS ARE USED.
 - For tables over 72" in length, two heavy duty steel stretcher bars are provided.

Table Tops

Table top core is CARB Compliant 1.25" particle board. Laminate and phenolic backing are glued with water based adhesives.

Edge Selection

ERG offers a wide variety of table top edge materials including PVC, wood, aluminum, resin and laminate. Refer to "Table Edges and Profiles" at beginning of "Tables" section.

FINISHES

Table Bases and Legs

Finished in your choice of standard powder coat colors. Finishes listed at beginning of price list. For colors refer to "Color Selections" brochure. For actual color samples, please call Customer Service.

Laminate/Veneer Selections

ERG offers over 1000 standard laminate choices from Nevamar, Wilsonart, Formica and Pionite. Wood veneer is available in transparent stain colors - custom stain matching available.

OPTIONS

- CODE: STH - Special Table Height (any table height other than 29")
- CODE: GD - Ganging.
- CODE: COT - Oval table top
- CODE: CBT - Boat table top
- CODE: PC - Polished Chrome Legs
- TABLE ACCESSORIES - Modesty Panels, Bridges, Grommets, Wire Management, Power & Communication Options, Table Dollies - see "Accessories" section in price list

MODEL / DESCRIPTION / LIST PRICING

POST | CONFERENCE | RECTANGLE



RECTANGLE

| Model Number | Table Top Size | Shpg. Wght | Base Spread | LAMINATE TOP ASSORTED EDGES | | | | | | | | | VENEER TOP | |
|--------------|----------------|------------|-------------|-----------------------------|--------|--------|--------|--------|--------|--------|---------|---------|------------|--|
| | | | | GRP 1 | GRP 2 | GRP 3 | GRP 4 | GRP 5 | GRP 6 | GRP 7 | GRP 8 | GRP 9 | | |
| PC4272 | 42 X 72 | 207 | 4-3" | \$1643 | \$1736 | \$2011 | \$2378 | \$3250 | \$3479 | \$3939 | \$5945 | \$7562 | | |
| PC4284 | 42 X 84 | 234 | 4-3" | \$1756 | \$1860 | \$2168 | \$2581 | \$3560 | \$3818 | \$4333 | \$6451 | \$8144 | | |
| PC4296 | 42 X 96 | 262 | 4-3" | \$1868 | \$1983 | \$2326 | \$2784 | \$3869 | \$4155 | \$4726 | \$6958 | \$8728 | | |
| PC4872 | 48 X 72 | 220 | 4-3" | \$1722 | \$1822 | \$2121 | \$2519 | \$3466 | \$3715 | \$4213 | \$6298 | \$7968 | | |
| PC4884 | 48 X 84 | 234 | 4-3" | \$1950 | \$2064 | \$2402 | \$2854 | \$3926 | \$4208 | \$4773 | \$7134 | \$9026 | | |
| PC4896 | 48 X 96 | 280 | 4-3" | \$2072 | \$2197 | \$2571 | \$3072 | \$4260 | \$4572 | \$5198 | \$7681 | \$9655 | | |
| PC48108 | 48 X 108 | 310 | 6-3" | \$2290 | \$2427 | \$2838 | \$3387 | \$4690 | \$5033 | \$5718 | \$8467 | \$10655 | | |
| PC48120 | 48 X 120 | 340 | 6-3" | \$2411 | \$2561 | \$3008 | \$3606 | \$5024 | \$5398 | \$6145 | \$9014 | \$11283 | | |
| PC48144* | 48 X 144 | 380 | 6-3" | \$2844 | \$3019 | \$3540 | \$4233 | \$5880 | \$6315 | \$7182 | \$10582 | \$13278 | | |
| PC6096 | 60 X 96 | 316 | 4-3" | \$2287 | \$2433 | \$2872 | \$3459 | \$4850 | \$5215 | \$5948 | \$8646 | \$10764 | | |
| PC60108 | 60 X 108 | 351 | 6-3" | \$2576 | \$2742 | \$3240 | \$3903 | \$5479 | \$5894 | \$6722 | \$9757 | \$12139 | | |
| PC60120 | 60 X 120 | 385 | 6-3" | \$2715 | \$2895 | \$3435 | \$4154 | \$5862 | \$6311 | \$7209 | \$10383 | \$12859 | | |
| PC60144* | 60 X 144 | 410 | 6-3" | \$3311 | \$3526 | \$4172 | \$5033 | \$7077 | \$7616 | \$8692 | \$12582 | \$15626 | | |

* Asterisk after model number indicates 2 piece tops with center seam for tables 144" and longer

POST | CONFERENCE | RACETRACK



RACETRACK

| Model Number | Table Top Size | Shpg. Wght | Base Spread | LAMINATE TOP ASSORTED EDGES | | | | | | | | | VENEER TOP | |
|--------------|----------------|------------|-------------|-----------------------------|--------|--------|--------|--------|--------|---------|---------|---------|------------|--|
| | | | | GRP 1 | GRP 2 | GRP 3 | GRP 4 | GRP 5 | GRP 6 | GRP 7 | GRP 8 | GRP 9 | | |
| PC4272RT | 42 X 72 | 207 | 4-3" | \$1862 | \$1975 | \$2316 | \$2772 | \$3850 | \$4134 | \$4703 | \$6928 | \$8692 | | |
| PC4284RT | 42 X 84 | 234 | 4-3" | \$1974 | \$2100 | \$2475 | \$2974 | \$4160 | \$4473 | \$5098 | \$7434 | \$9275 | | |
| PC4296RT | 42 X 96 | 262 | 4-3" | \$2086 | \$2223 | \$2631 | \$3176 | \$4470 | \$4810 | \$5490 | \$7941 | \$9857 | | |
| PC4872RT | 48 X 72 | 220 | 4-3" | \$1940 | \$2062 | \$2427 | \$2913 | \$4067 | \$4370 | \$4977 | \$7281 | \$9098 | | |
| PC4884RT | 48 X 84 | 250 | 4-3" | \$2168 | \$2304 | \$2708 | \$3247 | \$4527 | \$4864 | \$5538 | \$8117 | \$10156 | | |
| PC4896RT | 48 X 96 | 280 | 4-3" | \$2355 | \$2510 | \$2969 | \$3583 | \$5041 | \$5424 | \$6192 | \$8959 | \$11123 | | |
| PC48108RT | 48 X 108 | 310 | 6-3" | \$2552 | \$2714 | \$3205 | \$3859 | \$5411 | \$5819 | \$6636 | \$9646 | \$12012 | | |
| PC48120RT | 48 X 120 | 340 | 6-3" | \$2673 | \$2849 | \$3376 | \$4077 | \$5745 | \$6185 | \$7062 | \$10193 | \$12640 | | |
| PC48144RT* | 48 X 144 | 380 | 6-3" | \$3107 | \$3306 | \$3906 | \$4704 | \$6601 | \$7101 | \$8100 | \$11761 | \$14635 | | |
| PC6096RT | 60 X 96 | 316 | 4-3" | \$2548 | \$2722 | \$3239 | \$3930 | \$5570 | \$6002 | \$6865 | \$9825 | \$12120 | | |
| PC60108RT | 60 X 108 | 351 | 6-3" | \$2838 | \$3030 | \$3607 | \$4374 | \$6199 | \$6680 | \$7640 | \$10937 | \$13495 | | |
| PC60120RT | 60 X 120 | 385 | 6-3" | \$2934 | \$3135 | \$3740 | \$4548 | \$6463 | \$6966 | \$7974 | \$11366 | \$13989 | | |
| PC60144RT* | 60 X 144 | 410 | 6-3" | \$3911 | \$4186 | \$5013 | \$6114 | \$8730 | \$9417 | \$10794 | \$15285 | \$18735 | | |

* Asterisk after model number indicates 2 piece tops with center seam for tables 144" and longer

OPTIONS

Add upcharge to list price and code to model number

| | | |
|-----|----------------------|---------|
| GD | Ganging, per table | \$95 |
| COT | Elliptical table top | add 20% |
| CBT | Boat table top | add 25% |

| | | |
|-----|--|-------|
| PC | Polished Chrome - per leg | \$40 |
| STH | Special Table Height - any height other than 29" | \$350 |



STANDARD ROUND POST LEG



SQUARE POST LEG

ORDERING INFORMATION

- | | |
|-------------------------------|-------------------------------|
| 1) Series Name | 7) Edge Style Code and Color |
| 2) Model Number | 8) Round or Square Leg Column |
| 3) Size | 9) Optional Footing Style |
| 4) Quantity | 10) Wood Stain Color |
| 5) Frame Color | 11) Optional Items |
| 6) Laminate Selection and No. | |

POST-ROXBY SPECIFICATIONS

Post Base

- Table Height** Table height is 29" to 30" depending on table top specified.
- Legs** The Post leg is made with 2" or 3", 14 gauge round steel tubing.
- Plate** 2" x 4" or 8" x 8" stamped metal plate.
- Glides** Factory installed 2" industrial strength adjustable poly steel glides are standard.
- Assembly** Post base is a completely welded one piece base, no tie-rod assembly. The top plate is welded to the vertical column. Base mounts to tabletop with 1/4-20 x 1" machine screws into metal inserts in top; **NO WOOD SCREWS ARE USED.**

Table Tops

Table top core is CARB Compliant 1.25" particle board. Laminate and phenolic backing are glued with water based adhesives.

Easy-Fold Mechanism

Lightweight, heavy-duty, and very easy to operate. On folding models, lightweight designer-styled mechanism offers soft visual aesthetics ("non-industrial look"), consists of a nylon injection molded housing, cast aluminum pivot and metal locking slider. Rigid, taper locking design is activated by single lever that also locks in folded position. Legs fold flat and can be stored horizontally. ANSI/BIFMA tested.

FINISHES

Laminate/Veneer Selections


ERG offers over 1000 standard laminate choices from Nevamar, Wilsonart, Formica and Pionite. Wood veneer is available in transparent stain colors - custom stain matching available.

Edge Selection

ERG offers a wide variety of table top edge materials including PVC, wood, aluminum, resin and laminate. Refer to "Table Edges and Profiles" at beginning of "Tables" section.

OPTIONS

- CODE: **SL** Square or **RL** Round Leg/Column. Specify when ordering. **No Upcharge.**
- CODE: CAS - Mobile Casters.
- CODE: GD - Ganging.
- CODE: STH - Special Table Height, for any table height other than 29".
- CODE: PC - Polished Chrome Legs
- TABLE ACCESSORIES - Modesty Panels, Bridges, Grommets, Wire Management, Power & Communication Options, Table Dollies - see "Accessories" section in price list



Round Leg

Square Leg

MODEL / DESCRIPTION / LIST PRICING

POST | ROUND TOP | STATIONARY LEGS

Post Round tables 24" & 30" diameter will have 3 post legs



ROUND

| Model Number | Table Top Size | Shpg. Wght | Base Spread | LAMINATE TOP ASSORTED EDGES | | | | | | | VENEER TOP | |
|--------------|----------------|------------|-------------|-----------------------------|--------|--------|--------|--------|--------|--------|------------|--------|
| | | | | GRP 1 | GRP 2 | GRP 3 | GRP 4 | GRP 5 | GRP 6 | GRP 7 | GRP 8 | GRP 9 |
| PT24D | 24" Dia. | 32 | 3 x 2" | \$792 | \$809 | \$875 | \$917 | \$1042 | \$1146 | \$1271 | \$1941 | \$2314 |
| PT30D | 30" Dia. | 43 | 3 x 2" | \$795 | \$817 | \$904 | \$960 | \$1125 | \$1262 | \$1427 | \$2019 | \$2322 |
| PT36D | 36" Dia. | 53 | 4 x 2" | \$966 | \$992 | \$1099 | \$1167 | \$1366 | \$1532 | \$1731 | \$2454 | \$2822 |
| PT42D | 42" Dia. | 72 | 4 x 2" | \$1042 | \$1074 | \$1205 | \$1287 | \$1532 | \$1737 | \$1982 | \$2700 | \$3045 |
| PT48D | 48" Dia. | 86 | 4 x 2" | \$1126 | \$1166 | \$1322 | \$1422 | \$1717 | \$1964 | \$2259 | \$2970 | \$3289 |
| PT54D | 54" Dia. | 101 | 4 x 3" | \$1507 | \$1573 | \$1836 | \$2000 | \$2495 | \$2906 | \$3402 | \$4152 | \$4400 |
| PT60D | 60" Dia. | 118 | 4 x 3" | \$1654 | \$1730 | \$2041 | \$2235 | \$2817 | \$3302 | \$3884 | \$4625 | \$4827 |

POST | SQUARE TOP | STATIONARY LEGS



SQUARE

| Model Number | Table Top Size | Shpg. Wght | Base Spread | LAMINATE TOP ASSORTED EDGES | | | | | | | VENEER TOP | |
|--------------|----------------|------------|-------------|-----------------------------|--------|--------|--------|--------|--------|--------|------------|--------|
| | | | | GRP 1 | GRP 2 | GRP 3 | GRP 4 | GRP 5 | GRP 6 | GRP 7 | GRP 8 | GRP 9 |
| PT24S | 24" Sq. | 40 | 4 x 2" | \$883 | \$901 | \$970 | \$1012 | \$1142 | \$1250 | \$1378 | \$2148 | \$2582 |
| PT2430S | 24x30 Sq. | 49 | 4 x 2" | \$909 | \$929 | \$1007 | \$1055 | \$1200 | \$1321 | \$1467 | \$2234 | \$2659 |
| PT30S | 30" Sq. | 54 | 4 x 2" | \$864 | \$885 | \$974 | \$1029 | \$1194 | \$1331 | \$1496 | \$2169 | \$2524 |
| PT36S | 36" Sq. | 67 | 4 x 2" | \$977 | \$1004 | \$1113 | \$1181 | \$1388 | \$1558 | \$1765 | \$2485 | \$2852 |
| PT42S | 42" Sq. | 90 | 4 x 2" | \$1067 | \$1101 | \$1240 | \$1327 | \$1587 | \$1804 | \$2064 | \$2779 | \$3116 |
| PT48S | 48" Sq. | 107 | 4 x 2" | \$1148 | \$1189 | \$1348 | \$1450 | \$1751 | \$2002 | \$2304 | \$3030 | \$3355 |
| PT54S | 54" Sq. | 126 | 4 x 3" | \$1537 | \$1604 | \$1873 | \$2040 | \$2545 | \$2964 | \$3470 | \$4235 | \$4488 |
| PT60S | 60" Sq. | 148 | 4 x 3" | \$1687 | \$1765 | \$2082 | \$2281 | \$2874 | \$3368 | \$3962 | \$4718 | \$4923 |

OPTIONS

Add upcharge to list price and code to model number

| | | |
|-----|--------------------------------------|-------|
| CAS | Mobile Casters, per table | \$98 |
| GD | Ganging, per table | \$95 |
| STH | Special Table Height, other than 29" | \$200 |

| | | |
|----|---------------------------|------|
| SL | Square Leg/Column | - |
| RL | Round Leg | - |
| PC | Polished Chrome - per leg | \$40 |

MODEL / DESCRIPTION / LIST PRICING

POST | RECTANGLE TOP | STATIONARY LEGS

| Model Number | Table Top Size | Shpg. Wght | Base Spread | LAMINATE TOP ASSORTED EDGES | | | | | | | VENEER TOP | |
|--------------|----------------|------------|-------------|-----------------------------|--------|--------|--------|--------|--------|--------|------------|--------|
| | | | | GRP 1 | GRP 2 | GRP 3 | GRP 4 | GRP 5 | GRP 6 | GRP 7 | GRP 8 | GRP 9 |
| PT2448 | 24 X 48 | 70 | 4 x 2" | \$1052 | \$1083 | \$1205 | \$1282 | \$1512 | \$1703 | \$1934 | \$2693 | \$3073 |
| PT2460 | 24 X 60 | 79 | 4 x 2" | \$1125 | \$1161 | \$1307 | \$1399 | \$1673 | \$1902 | \$2175 | \$2930 | \$3284 |
| PT2472 | 24 X 72 | 88 | 4 x 2" | \$1124 | \$1163 | \$1319 | \$1418 | \$1712 | \$1956 | \$2250 | \$2963 | \$3281 |
| PT2484 | 24 X 84 | 97 | 4 x 2" | \$1181 | \$1225 | \$1401 | \$1510 | \$1839 | \$2113 | \$2441 | \$3151 | \$3450 |
| PT2496 | 24 X 96 | 106 | 4 x 2" | \$1230 | \$1278 | \$1469 | \$1588 | \$1946 | \$2244 | \$2601 | \$3308 | \$3592 |
| PT3048 | 30 X 48 | 79 | 4 x 2" | \$1096 | \$1131 | \$1267 | \$1355 | \$1612 | \$1826 | \$2082 | \$2839 | \$3204 |
| PT3060 | 30 X 60 | 118 | 4 x 2" | \$1163 | \$1202 | \$1361 | \$1460 | \$1757 | \$2003 | \$2301 | \$3054 | \$3397 |
| PT3072 | 30 X 72 | 147 | 4 x 2" | \$1184 | \$1229 | \$1405 | \$1516 | \$1847 | \$2122 | \$2453 | \$3162 | \$3460 |
| PT3084 | 30 X 84 | 113 | 4 x 2" | \$1290 | \$1343 | \$1554 | \$1686 | \$2080 | \$2409 | \$2804 | \$3505 | \$3771 |
| PT3096 | 30 X 96 | 158 | 4 x 2" | \$1317 | \$1371 | \$1590 | \$1727 | \$2137 | \$2479 | \$2890 | \$3589 | \$3846 |
| PT3660 | 36 X 60 | 131 | 4 x 2" | \$1211 | \$1258 | \$1443 | \$1558 | \$1905 | \$2193 | \$2540 | \$3248 | \$3537 |
| PT3672 | 36 X 72 | 163 | 4 x 2" | \$1276 | \$1327 | \$1532 | \$1661 | \$2046 | \$2368 | \$2753 | \$3457 | \$3724 |
| PT3684 | 36 X 84 | 129 | 4 x 2" | \$1360 | \$1418 | \$1650 | \$1796 | \$2231 | \$2595 | \$3030 | \$3729 | \$3970 |
| PT3696 | 36 X 96 | 176 | 4 x 2" | \$1424 | \$1487 | \$1741 | \$1898 | \$2373 | \$2768 | \$3242 | \$3936 | \$4158 |

POST | ALMOST SQUARE TOP | STATIONARY LEGS

| Model Number | Table Top Size | Shpg. Wght | Base Spread | LAMINATE TOP ASSORTED EDGES | | | | | | | VENEER TOP | |
|--------------|----------------|------------|-------------|-----------------------------|--------|--------|--------|--------|--------|--------|------------|--------|
| | | | | GRP 1 | GRP 2 | GRP 3 | GRP 4 | GRP 5 | GRP 6 | GRP 7 | GRP 8 | GRP 9 |
| PT48AS | 48" Almost Sq. | 107 | 4 x 2" | \$1510 | \$1569 | \$1802 | \$1948 | \$2385 | \$2750 | \$3188 | \$4059 | \$4412 |
| PT54AS | 54" Almost Sq. | 126 | 4 x 3" | \$1586 | \$1650 | \$1907 | \$2067 | \$2549 | \$2952 | \$3434 | \$4301 | \$4631 |
| PT60AS | 60" Almost Sq. | 148 | 4 x 3" | \$1731 | \$1807 | \$2112 | \$2302 | \$2872 | \$3347 | \$3917 | \$4775 | \$5057 |

OPTIONS

Add upcharge to list price and code to model number

| | | | | | |
|-----|--------------------------------------|-------|----|---------------------------|------|
| CAS | Mobile Casters, per table | \$98 | SL | Square Leg/Column | - |
| GD | Ganging, per table | \$95 | RL | Round Leg | - |
| STH | Special Table Height, other than 29" | \$200 | PC | Polished Chrome - per leg | \$40 |

MODEL / DESCRIPTION / LIST PRICING

POST | ROUND TOP | EASY FOLD



ROUND

| Model Number | Table Top Size | Shpg. Wght | Base Spread | LAMINATE TOP ASSORTED EDGES | | | | | | | | VENEER TOP | |
|--------------|----------------|------------|-------------|-----------------------------|--------|--------|--------|--------|--------|--------|--------|------------|--|
| | | | | GRP 1 | GRP 2 | GRP 3 | GRP 4 | GRP 5 | GRP 6 | GRP 7 | GRP 8 | GRP 9 | |
| PF42D | 42" Dia. | 101 | 4 x 2" | \$1536 | \$1569 | \$1700 | \$1782 | \$2027 | \$2232 | \$2477 | \$3773 | \$4492 | |
| PF48D | 48" Dia. | 114 | 4 x 2" | \$1620 | \$1660 | \$1819 | \$1916 | \$2211 | \$2458 | \$2753 | \$4045 | \$4736 | |
| PF54D | 54" Dia. | 129 | 4 x 2" | \$1634 | \$1674 | \$1834 | \$1936 | \$2239 | \$2491 | \$2794 | \$4086 | \$4772 | |
| PF60D | 60" Dia. | 147 | 4 x 2" | \$1840 | \$1896 | \$2124 | \$2267 | \$2694 | \$3049 | \$3476 | \$4754 | \$5375 | |

POST | SQUARE TOP | EASY FOLD



SQUARE

| Model Number | Table Top Size | Shpg. Wght | Base Spread | LAMINATE TOP ASSORTED EDGES | | | | | | | | VENEER TOP | |
|--------------|----------------|------------|-------------|-----------------------------|--------|--------|--------|--------|--------|--------|--------|------------|--|
| | | | | GRP 1 | GRP 2 | GRP 3 | GRP 4 | GRP 5 | GRP 6 | GRP 7 | GRP 8 | GRP 9 | |
| PF42S | 42" Sq. | 113 | 4 x 2" | \$1512 | \$1544 | \$1666 | \$1744 | \$1974 | \$2166 | \$2397 | \$3695 | \$4422 | |
| PF48S | 48" Sq. | 130 | 4 x 2" | \$1593 | \$1632 | \$1780 | \$1873 | \$2153 | \$2385 | \$2665 | \$3957 | \$4658 | |
| PF54S | 54" Sq. | 149 | 4 x 2" | \$1708 | \$1754 | \$1939 | \$2055 | \$2402 | \$2693 | \$3040 | \$4326 | \$4990 | |
| PF60S | 60" Sq. | 171 | 4 x 2" | \$1860 | \$1917 | \$2153 | \$2298 | \$2736 | \$3103 | \$3542 | \$4820 | \$5433 | |

POST | RECTANGLE TOP | EASY FOLD



RECTANGLE

| Model Number | Table Top Size | Shpg. Wght | Base Spread | LAMINATE TOP ASSORTED EDGES | | | | | | | | VENEER TOP | |
|--------------|----------------|------------|-------------|-----------------------------|--------|--------|--------|--------|--------|--------|--------|------------|--|
| | | | | GRP 1 | GRP 2 | GRP 3 | GRP 4 | GRP 5 | GRP 6 | GRP 7 | GRP 8 | GRP 9 | |
| PF3060 | 30 X 60 | 106 | 4 x 2" | \$1622 | \$1663 | \$1822 | \$1919 | \$2217 | \$2464 | \$2762 | \$4053 | \$4744 | |
| PF3072 | 30 X 72 | 118 | 4 x 2" | \$1680 | \$1723 | \$1901 | \$2011 | \$2342 | \$2617 | \$2947 | \$4236 | \$4908 | |
| PF3084 | 30 X 84 | 147 | 4 x 2" | \$1785 | \$1839 | \$2049 | \$2181 | \$2575 | \$2903 | \$3299 | \$4580 | \$5217 | |
| PF3096 | 30 X 96 | 158 | 4 x 2" | \$1811 | \$1866 | \$2085 | \$2222 | \$2631 | \$2974 | \$3384 | \$4664 | \$5293 | |
| PF3660 | 36 X 60 | 118 | 4 x 2" | \$1705 | \$1752 | \$1937 | \$2053 | \$2399 | \$2688 | \$3035 | \$4321 | \$4985 | |
| PF3672 | 36 X 72 | 131 | 4 x 2" | \$1770 | \$1822 | \$2028 | \$2156 | \$2541 | \$2862 | \$3248 | \$4530 | \$5172 | |
| PF3684 | 36 X 84 | 163 | 4 x 2" | \$1854 | \$1913 | \$2145 | \$2290 | \$2726 | \$3089 | \$3525 | \$4803 | \$5417 | |
| PF3696 | 36 X 96 | 176 | 4 x 2" | \$1918 | \$1982 | \$2235 | \$2394 | \$2868 | \$3263 | \$3737 | \$5012 | \$5605 | |



Detail of Folding Mechanism



OPTIONS

Add upcharge to list price and code to model number

| | | | | | |
|-----|---------------------------|------|-----|--------------------------------------|-------|
| CAS | Mobile Casters, per table | \$98 | STH | Special Table Height, other than 29" | \$200 |
| GD | Ganging, per table | \$95 | PC | Polished Chrome - per leg | \$40 |

SAWYER

Sawyer series has a square steel base and square or round steel column offered in many finishes. Tops include laminate or wood veneer.



SAWYER SQUARE COLUMN,
ROUND TOP

ORDERING INFORMATION

- | | |
|-----------------|-------------------------------|
| 1) Series Name | 6) Laminate Selection and No. |
| 2) Model Number | 7) Edge Style Code and Color |
| 3) Column Style | 8) Wood Species |
| 4) Size | 9) Wood Stain Color |
| 5) Quantity | 10) Optional Items |

SAWYER SPECIFICATIONS

Table Height Table height is 28" to 30" depending on table top specified. Bar Height table is 42".

Column Square column is 2.5" x 2.5" steel. Optional round column is 3" round 14 gauge steel tubing.

Base Base is 16" or 24" square steel with steel cover.

Laminate or Wood Tops

Laminate or Wood tops are 1.25" thick offered in round and square tops.

Edge Selection

ERG offers a wide variety of table top edge materials including PVC, wood, aluminum, resin and laminate. Refer to "Table Edges and Profiles" at beginning of "Tables" section.

FINISHES

Table Base

Standard powder coat colors or optional polished chrome.

Laminate/Veneer Selections

ERG offers over 1000 standard laminate choices from Nevamar, Wilsonart, Formica and Pionite. Wood veneer is available in transparent stain colors - custom stain matching available.

OPTIONS

- CODE: PC - Polished Chrome
- CODE: SC - Square Column*
- CODE: RC - Round Column*
- CODE: GD - Ganging
- CODE: STH - Special Table Height (other than 29" or 42")

* No upcharge - specify when ordering.

powdercoat color is standard

polished chrome is upcharge



SAWYER
ROUND COLUMN

MODEL / DESCRIPTION / LIST PRICING

SAWYER | CAFÉ

| | Model Number | Table Top Size | Shpg. Wght. | Base Spread | LAMINATE TOP ASSORTED EDGES | | | | | | | VENEER TOP | |
|---------------|--------------|----------------|-------------|-------------|-----------------------------|--------|--------|--------|--------|--------|--------|------------|--------|
| | | | | | GRP 1 | GRP 2 | GRP 3 | GRP 4 | GRP 5 | GRP 6 | GRP 7 | GRP 8 | GRP 9 |
| ROUND | SAW24D | 24" Dia. | 46 | 16" Sq. | \$667 | \$685 | \$755 | \$798 | \$929 | \$1038 | \$1169 | \$2006 | \$2495 |
| | SAW30D | 30" Dia. | 63 | 16" Sq. | \$678 | \$700 | \$785 | \$839 | \$1001 | \$1134 | \$1294 | \$2111 | \$2564 |
| | SAW36D | 36" Dia. | 83 | 24" Sq. | \$979 | \$1004 | \$1109 | \$1173 | \$1367 | \$1530 | \$1725 | \$2948 | \$3660 |
| | SAW42D | 42" Dia. | 102 | 24" Sq. | \$1082 | \$1111 | \$1232 | \$1308 | \$1535 | \$1725 | \$1953 | \$3289 | \$4057 |
| | SAW48D | 48" Dia. | 109 | 24" Sq. | \$1193 | \$1232 | \$1389 | \$1487 | \$1782 | \$2028 | \$2323 | \$3743 | \$4520 |
| | SAW54D | 54" Dia. | 116 | 24" Sq. | \$1410 | \$1466 | \$1693 | \$1834 | \$2259 | \$2613 | \$3038 | \$4620 | \$5414 |
| SQUARE | SAW60D | 60" Dia. | 123 | 24" Sq. | \$1527 | \$1592 | \$1856 | \$2021 | \$2516 | \$2927 | \$3422 | \$5094 | \$5897 |
| | SAW24S | 24" Sq. | 43 | 16" Sq. | \$615 | \$632 | \$701 | \$744 | \$876 | \$985 | \$1116 | \$1874 | \$2308 |
| | SAW2430S | 24" x 30" | 48 | 16" Sq. | \$632 | \$652 | \$728 | \$774 | \$917 | \$1034 | \$1176 | \$1948 | \$2382 |
| | SAW30S | 30" Sq. | 74 | 16" Sq. | \$748 | \$770 | \$855 | \$908 | \$1070 | \$1203 | \$1364 | \$2286 | \$2812 |
| | SAW36S | 36" Sq. | 90 | 24" Sq. | \$1003 | \$1028 | \$1132 | \$1197 | \$1391 | \$1554 | \$1749 | \$3008 | \$3746 |
| | SAW42S | 42" Sq. | 105 | 24" Sq. | \$1066 | \$1097 | \$1222 | \$1300 | \$1532 | \$1726 | \$1960 | \$3269 | \$4011 |
| | SAW48S | 48" Sq. | 112 | 24" Sq. | \$1190 | \$1231 | \$1394 | \$1497 | \$1804 | \$2060 | \$2368 | \$3768 | \$4521 |

SAWYER | BAR HEIGHT

| | Model Number | Table Top Size | Shpg. Wght. | Base Spread | LAMINATE TOP ASSORTED EDGES | | | | | | | VENEER TOP | |
|---------------|--------------|----------------|-------------|-------------|-----------------------------|--------|--------|--------|--------|--------|--------|------------|--------|
| | | | | | GRP 1 | GRP 2 | GRP 3 | GRP 4 | GRP 5 | GRP 6 | GRP 7 | GRP 8 | GRP 9 |
| ROUND | SAWH24D | 24" Dia. | 53 | 16" Sq. | \$831 | \$848 | \$919 | \$962 | \$1093 | \$1202 | \$1332 | \$2169 | \$2659 |
| | SAWH30D | 30" Dia. | 70 | 24" Sq. | \$842 | \$864 | \$949 | \$1003 | \$1164 | \$1298 | \$1457 | \$2274 | \$2728 |
| | SAWH36D | 36" Dia. | 80 | 24" Sq. | \$1142 | \$1168 | \$1273 | \$1347 | \$1531 | \$1694 | \$1889 | \$3112 | \$3824 |
| SQUARE | SAWH24S | 24" Sq. | 58 | 16" Sq. | \$779 | \$796 | \$865 | \$908 | \$1040 | \$1149 | \$1280 | \$2038 | \$2472 |
| | SAWH2430S | 24" x 30" | 64 | 16" Sq. | \$796 | \$816 | \$891 | \$938 | \$1080 | \$1198 | \$1340 | \$2112 | \$2546 |
| | SAWH30S | 30" Sq. | 75 | 24" Sq. | \$911 | \$933 | \$1019 | \$1072 | \$1234 | \$1367 | \$1528 | \$2450 | \$2976 |
| | SAWH36S | 36" Sq. | 85 | 24" Sq. | \$1167 | \$1192 | \$1296 | \$1361 | \$1555 | \$1718 | \$1913 | \$3172 | \$3910 |

OPTIONS

Add upcharge to list price and code to model number

| | | |
|----|------------------------------------|-------|
| PC | Polished Chrome, for each 16" base | \$75 |
| PC | Polished Chrome, for each 24" base | \$120 |
| PC | Polished Chrome Base, Bar Height | \$150 |
| SC | Square Column | — |

| | | |
|-----|---|-------|
| RC | Round Column | — |
| GD | Ganging per table | \$95 |
| STH | Special Table Height, other than 29" or 42" | \$150 |

STARLA

Starla has a cast round base. Available in café and bar heights. Options include game top and foot ring for bar height. Tops available in laminate with optional resin edges and wood veneer.



STARLA BAR HEIGHT

ORDERING INFORMATION

- | | |
|--|-------------------------------|
| 1) Series Name | 6) Laminate Selection and No. |
| 2) Model Number | 7) Edge Style Code and Color |
| 3) Size | 8) Wood Stain Color |
| 4) Quantity | 9) Optional Items |
| 5) Frame Color (Hammered texture recommended) | |

STARLA SPECIFICATIONS

Starla Base

- Table Height** Table height is 29" to 30" depending on table top specified. Bar Height table is 42".
- Column** 3" round 14 gauge steel tubing.
- Base** 17", 22" or 28" base spread diameter cast iron, depending on size of top.
- Plate** The spider is 10" x 10" and 24" x 24" square, depending on size of top.
- Glides** Adjustable stainless steel rubber cushion glides.
- Assembly** The base plate and spider are attached together with a 1/2"- 13 threaded tie rod and flange nut. Base mounts to top with 1/4"- 20 machine screws into metal inserts, NO WOOD SCREWS ARE USED.

Laminate or Wood Tops

Laminate or Wood tops are 1.25" thick offered in round and square.

Table Edge Selections

See "Table Edges and Profiles" in "Tables" section.

FINISHES

Table Base

Finished in your choice of standard powder coat colors. For colors refer to "Color Selections" brochure. For actual color samples, please call Customer Service.

Laminate/Veneer Selections

ERG offers over 1000 standard laminate choices from Nevamar, Wilsonart, Formica and Pionite. Wood veneer is available in transparent stain colors - custom stain matching available.

OPTIONS

- CODE: PC - Polished Chrome Base.
- CODE: 2TB - Two-Tone Base, for table column and footing in two different colors.
- CODE: RP - Painted Footring for Bar Height
- CODE: RC - Polished Chrome Footring for Bar Height.

MODEL / DESCRIPTION / LIST PRICING

STARLA | CAFÉ | ROUND



| Model Number | Table Top Size | Shpg. Wght. | Base Spread | LAMINATE TOP ASSORTED EDGES | | | | | | | | VENEER TOP | |
|--------------|----------------|-------------|-------------|-----------------------------|--------|--------|--------|--------|--------|--------|--------|------------|--|
| | | | | GRP 1 | GRP 2 | GRP 3 | GRP 4 | GRP 5 | GRP 6 | GRP 7 | GRP 8 | GRP 9 | |
| SRL24D | 24" Dia. | 43 | 17" | \$474 | \$490 | \$541 | \$607 | \$764 | \$806 | \$890 | \$1517 | \$2051 | |
| SRL30D | 30" Dia. | 65 | 22" | \$571 | \$593 | \$659 | \$748 | \$959 | \$1013 | \$1423 | \$1869 | \$2499 | |
| SRL36D | 36" Dia. | 75 | 22" | \$685 | \$712 | \$796 | \$906 | \$1171 | \$1240 | \$1380 | \$2267 | \$3014 | |
| SRL42D | 42" Dia. | 120 | 28" | \$912 | \$947 | \$1045 | \$1178 | \$1493 | \$1575 | \$1741 | \$2945 | \$3968 | |
| SRL48D | 48" Dia. | 129 | 28" | \$983 | \$1022 | \$1142 | \$1303 | \$1683 | \$1783 | \$1983 | \$3256 | \$4328 | |

STARLA | CAFÉ | SQUARE



| Model Number | Table Top Size | Shpg. Wght. | Base Spread | LAMINATE TOP ASSORTED EDGES | | | | | | | | VENEER TOP | |
|--------------|----------------|-------------|-------------|-----------------------------|-------|--------|--------|--------|--------|--------|--------|------------|--|
| | | | | GRP 1 | GRP 2 | GRP 3 | GRP 4 | GRP 5 | GRP 6 | GRP 7 | GRP 8 | GRP 9 | |
| SRL24S | 24" Sq. | 54 | 17" | \$479 | \$496 | \$547 | \$616 | \$779 | \$822 | \$907 | \$1539 | \$2077 | |
| SRL2430S | 24x30 Sq. | 59 | 17" | \$499 | \$519 | \$576 | \$654 | \$838 | \$885 | \$982 | \$1635 | \$2186 | |
| SRL30S | 30" Sq. | 81 | 22" | \$571 | \$594 | \$659 | \$749 | \$959 | \$1014 | \$1126 | \$1872 | \$2503 | |
| SRL36S | 36" Sq. | 94 | 22" | \$686 | \$713 | \$796 | \$907 | \$1172 | \$1241 | \$1381 | \$2269 | \$3018 | |
| SRL42S | 42" Sq. | 150 | 28" | \$933 | \$968 | \$1073 | \$1214 | \$1549 | \$1636 | \$1811 | \$3036 | \$4073 | |

STARLA | CAFÉ | RECTANGLE



| Model Number | Table Top Size | Shpg. Wght. | Base Spread | LAMINATE TOP ASSORTED EDGES | | | | | | | | VENEER TOP | |
|--------------|----------------|-------------|-------------|-----------------------------|--------|--------|--------|--------|--------|--------|--------|------------|--|
| | | | | GRP 1 | GRP 2 | GRP 3 | GRP 4 | GRP 5 | GRP 6 | GRP 7 | GRP 8 | GRP 9 | |
| SRL2448 | 24x48 Sq. | 98 | 2-17" | \$959 | \$986 | \$1069 | \$1179 | \$1443 | \$1511 | \$1649 | \$2949 | \$4074 | |
| SRL2460 | 24x60 Sq. | 107 | 2-17" | \$990 | \$1021 | \$1114 | \$1236 | \$1529 | \$1607 | \$1760 | \$3091 | \$4237 | |
| SRL3048 | 30x48 Sq. | 141 | 2-17" | \$1117 | \$1148 | \$1239 | \$1362 | \$1651 | \$1727 | \$1881 | \$3404 | \$4726 | |
| SRL3060 | 30x60 Sq. | 152 | 2-17" | \$1171 | \$1205 | \$1314 | \$1456 | \$1798 | \$1887 | \$2066 | \$3641 | \$5000 | |

Note: When optional base finish is required, please multiply upcharge by 2 for tables supported with an extra base.

STARLA | BAR HEIGHT




| Model Number | Table Top Size | Shpg. Wght. | Base Spread | LAMINATE TOP ASSORTED EDGES | | | | | | | | VENEER TOP | |
|--------------|----------------|-------------|-------------|-----------------------------|--------|--------|--------|--------|--------|--------|--------|------------|--|
| | | | | GRP 1 | GRP 2 | GRP 3 | GRP 4 | GRP 5 | GRP 6 | GRP 7 | GRP 8 | GRP 9 | |
| SRLH24D | 24" Dia. | 48 | 22" | \$654 | \$672 | \$720 | \$788 | \$946 | \$987 | \$1071 | \$1969 | \$2753 | |
| SRLH30D | 30" Dia. | 69 | 22" | \$714 | \$736 | \$802 | \$891 | \$1101 | \$1157 | \$1267 | \$2229 | \$3057 | |
| SRLH36D | 36" Dia. | 82 | 28" | \$988 | \$1015 | \$1099 | \$1210 | \$1474 | \$1545 | \$1683 | \$3026 | \$4190 | |

OPTIONS

Add upcharge to list price and code to model number

| | | |
|----|------------------------------------|-------|
| PC | Polished Chrome, for each 17" base | \$68 |
| PC | Polished Chrome, for each 22" base | \$140 |
| PC | Polished Chrome, for each 28" base | \$230 |

| | | |
|-----|---|-------|
| 2TB | Two-Tone Base | \$110 |
| RP | Painted Footring for Bar Height | \$110 |
| RC | Polished Chrome Footring for Bar Height | \$130 |



PERFORATED METAL MODESTY PANELS



LAMINATED MODESTY PANELS

ORDERING INFORMATION

- | | |
|----------------------------|-------------------------------|
| 1) Series Name | 6) Laminate Selection and No. |
| 2) Model Number | 7) Edge Style Code and Color |
| 3) Size | 8) Wood Stain Color |
| 4) Quantity | 9) Optional Items |
| 5) Powder Coat Frame Color | |

BRANDON TRAINING BASE SPECIFICATIONS

Strata C Base

- Table Height** Table height is 29" to 30" depending on table top specified.
- Column** Column made of 1.5" x 3", 11 gauge OVAL tubular steel and notched to accept base plate.
- Base** 2" round 14 gauge – 16", 22" and 26" spreads. Endcaps are steel stamped discs, all hand brazed welded and polished smooth.
- Plate** Top plate is 0.25" thick by 6" x 18", or 6" x 24" stamped steel, depending on size of tabletop.
- Glides** Factory installed adjustable zinc rubber cushion steel glides are standard.
- Modesty Panels** Steel Modesty Panel is 14 gauge perforated steel. Laminate Modesty Panel is 0.75" thick by 10" high by the length of the table top. Modesty panel is covered with laminate and finished with choice of edge.
- Assembly** Base is a completely welded one piece base, no tie-rod assembly. The top plate is welded to the vertical column and the vertical column is welded to the horizontal base plate. Modesty panels in perforated steel or laminate are attached to OVAL columns with machine screws in metal inserts, no self tapping screws are used. Base mounts to tabletop with ¼-20 x 1" machine screws into metal inserts in top; Stretcher steel bars are used on tops 72" and longer. NO WOOD SCREWS ARE USED.
- Finish** Choice of standard powder coat colors – See "Color Selections" brochure

Table Bases and Legs

Finished in your choice of standard powder coat colors. Finishes listed at beginning of price list. For colors refer to "Color Selections" brochure. For actual color samples, please call Customer Service.

TABLE TOP SPECIFICATIONS

Table Tops

Table top core is CARB Phase I & Phase II Compliant. Laminate, wood veneer and phenolic backing are glued with water based adhesives.

Ultra-Lightweight Table Tops

Ultra-lightweight tables have an exceptionally strong manufactured MDF top made from 100% recovered and recycled wood fiber with at least 25% post-industrial recycled fiber; the balance consisting of recovered waste fiber. Ultra-light tables are 18% lighter than standard tables.

FINISHES

Laminate/Veneer Selections

ERG offers over 1000 standard laminate choices from Nevamar, Wilsonart, Formica and Pionite. Wood veneer is available in transparent stain colors - custom stain matching available.

Edge Selections:

ERG offers a wide variety of table top edge materials including PVC, wood, aluminum, resin and laminate.

OPTIONS

- CODE: FM - Floor Mount Legs
- CODE: CAS - Mobile Casters
- CODE: SB - Stretcher bar for tables under 72"
- CODE: GD - Ganging
- CODE: 2-T - Two-Tone Leg & Panel. Metal Base, Legs and Modesty Panel for Strata will have 2 different colors.
- CODE: NMP - No Modesty Panel
- CODE: STH - Special Table Height, for any table height other than 29".
- TABLE ACCESSORIES – Modesty Panels, Bridges, Grommets, Wire Management, Power & Communication Options, Table Dollies – see "Accessories" section in price list
- TABLE BRIDGES – see "Accessories" section in price list.

MODEL / DESCRIPTION / LIST PRICING

STRATA | FREE STANDING C-LEG | STEEL MODESTY PANEL



| Model Number | Table Top Size | Shpg. Wght | Base Spread | Modesty Panels | LAMINATE TOP ASSORTED EDGES | | | |
|--------------|----------------|------------|-------------|----------------|-----------------------------|--------|--------|--------|
| | | | | | GRP 2 | GRP 3 | GRP 4 | GRP 5 |
| SC1836 | 18 X 36 | 54 | 2-16"- C | 1 | \$962 | \$1040 | \$1089 | \$1235 |
| SC1848 | 18 X 48 | 61 | 2-16"- C | 1 | \$994 | \$1083 | \$1137 | \$1302 |
| SC1860 | 18 X 60 | 68 | 2-16"- C | 1 | \$1044 | \$1146 | \$1210 | \$1401 |
| SC1872 | 18 X 72 | 75 | 2-16"- C | 1 | \$1092 | \$1209 | \$1282 | \$1500 |
| SC1896* | 18 X 96 | 88 | 3-16"- C | 2 | \$1580 | \$1724 | \$1813 | \$2083 |
| SC2436 | 24 X 36 | 61 | 2-22"- C | 1 | \$1022 | \$1115 | \$1173 | \$1347 |
| SC2448 | 24 X 48 | 70 | 2-22"- C | 1 | \$1071 | \$1179 | \$1246 | \$1448 |
| SC2460 | 24 X 60 | 79 | 2-22"- C | 1 | \$1150 | \$1281 | \$1363 | \$1609 |
| SC2472 | 24 X 72 | 88 | 2-22"- C | 1 | \$1183 | \$1325 | \$1413 | \$1677 |
| SC2496* | 24 X 96 | 106 | 3-22"- C | 2 | \$1689 | \$1863 | \$1971 | \$2296 |
| SC3036 | 30 X 36 | 68 | 2-26"- C | 1 | \$1070 | \$1177 | \$1245 | \$1446 |
| SC3048 | 30 X 48 | 79 | 2-26"- C | 1 | \$1120 | \$1243 | \$1319 | \$1548 |
| SC3060 | 30 X 60 | 90 | 2-26"- C | 1 | \$1190 | \$1331 | \$1421 | \$1688 |
| SC3072 | 30 X 72 | 102 | 3-26"- C | 1 | \$1247 | \$1407 | \$1507 | \$1806 |
| SC3096* | 30 X 96 | 124 | 3-26"- C | 2 | \$1781 | \$1981 | \$2106 | \$2482 |

* All 96" length tables have 3 legs and 2 modesty panels



PERFORATED STEEL
Strata's perforated steel modesty panels maintain privacy while allowing air flow and presenting a clean modern style.



FLOOR MOUNT DETAIL



C-LEG FLOOR MOUNT PROFILE



C-LEG PROFILE - FREE STANDING

OPTIONS

Add upcharge to list price and code to model number

| | | |
|-----|------------------------------------|-------|
| FM | Floor Mount Legs | \$68 |
| CAS | Mobile Casters | \$98 |
| GD | Ganging | \$95 |
| 2-T | Two-Tone Leg and Panel. | \$110 |
| SB | Stretcher Bar for tables under 72" | \$80 |

| | | |
|-----|--|----------------|
| NMP | No Modesty Panel (deduct from list) | \$125 |
| STH | Special Table Height, for other than 29" height. | \$150 per base |
| MPR | Modesty Panel - round hole perforation | - |
| MPS | Modesty Panel - slotted hole perforation | - |



RECTANGLE T-LEG
96" length with 3 legs and 2 panels.

MODEL / DESCRIPTION / LIST PRICING

STRATA | FREE STANDING T-LEG | STEEL MODESTY PANEL



| Model Number | Table Top Size | Shpg. Wght | Base Spread | Modesty Panels | LAMINATE TOP ASSORTED EDGES | | | |
|--------------|----------------|------------|-------------|----------------|-----------------------------|--------|--------|--------|
| | | | | | GRP 2 | GRP 3 | GRP 4 | GRP 5 |
| ST1836 | 18 X 36 | 54 | 2-16"- T | 1 | \$972 | \$1049 | \$1098 | \$1245 |
| ST1848 | 18 X 48 | 61 | 2-16"- T | 1 | \$1005 | \$1092 | \$1147 | \$1311 |
| ST1860 | 18 X 60 | 68 | 2-16"- T | 1 | \$1054 | \$1155 | \$1220 | \$1411 |
| ST1872 | 18 X 72 | 75 | 2-16"- T | 1 | \$1101 | \$1219 | \$1292 | \$1510 |
| ST1896* | 18 X 96 | 88 | 3-16"- T | 2 | \$1600 | \$1744 | \$1833 | \$2104 |
| ST2436 | 24 X 36 | 61 | 2-22"- T | 1 | \$1032 | \$1125 | \$1182 | \$1358 |
| ST2448 | 24 X 48 | 70 | 2-22"- T | 1 | \$1082 | \$1190 | \$1256 | \$1457 |
| ST2460 | 24 X 60 | 79 | 2-22"- T | 1 | \$1159 | \$1290 | \$1372 | \$1618 |
| ST2472 | 24 X 72 | 88 | 2-22"- T | 1 | \$1194 | \$1335 | \$1423 | \$1687 |
| ST2496* | 24 X 96 | 106 | 3-22"- T | 2 | \$1709 | \$1883 | \$1991 | \$2316 |
| ST3036 | 30 X 48 | 68 | 2-26"- T | 1 | \$1080 | \$1187 | \$1255 | \$1455 |
| ST3048 | 30 X 48 | 79 | 2-26"- T | 1 | \$1130 | \$1253 | \$1329 | \$1557 |
| ST3060 | 30 X 60 | 90 | 2-26"- T | 1 | \$1199 | \$1341 | \$1430 | \$1698 |
| ST3072 | 30 X 72 | 102 | 3-26"- T | 1 | \$1257 | \$1416 | \$1517 | \$1817 |
| ST3096* | 30 X 96 | 124 | 3-26"- T | 2 | \$1801 | \$2000 | \$2126 | \$2502 |
| ST3648 | 36 X 48 | 88 | 2-26"- T | 1 | \$1219 | \$1367 | \$1460 | \$1739 |
| ST3660 | 36 X 60 | 102 | 2-26"- T | 1 | \$1278 | \$1444 | \$1548 | \$1859 |
| ST3672 | 36 X 72 | 115 | 2-26"- T | 1 | \$1344 | \$1530 | \$1646 | \$1994 |
| ST3696* | 36 X 96 | 142 | 3-26"- T | 2 | \$1906 | \$2137 | \$2282 | \$2715 |

OPTIONS

Add upcharge to list price and code to model number

| | | |
|-----|------------------------------------|-------|
| FM | Floor Mount Legs | \$68 |
| CAS | Mobile Casters | \$98 |
| GD | Ganging | \$95 |
| 2-T | Two-Tone Leg and Panel. | \$110 |
| SB | Stretcher Bar for tables under 72" | \$80 |

| | | |
|-----|--|----------------|
| NMP | No Modesty Panel (deduct from list) | \$125 |
| STH | Special Table Height, for other than 29" height. | \$150 per base |
| MPR | Modesty Panel - round hole perforation | - |
| MPS | Modesty Panel - slotted hole perforation | - |



STRATA C-LEG
WITH OPTIONAL FLOOR MOUNT

MODEL / DESCRIPTION / LIST PRICING

STRATA | FREE STANDING C-LEG | LAMINATE MODESTY PANEL



| Model Number | Table Top Size | Shpg. Wght | Base Spread | Modesty Panels | LAMINATE TOP ASSORTED EDGES | | | |
|--------------|----------------|------------|-------------|----------------|-----------------------------|--------|--------|--------|
| | | | | | GRP 2 | GRP 3 | GRP 4 | GRP 5 |
| ICII1836 | 18 X 36 | 54 | 2-16"- C | 1 | \$936 | \$1014 | \$1063 | \$1209 |
| ICII1848 | 18 X 48 | 61 | 2-16"- C | 1 | \$968 | \$1057 | \$1112 | \$1276 |
| ICII1860 | 18 X 60 | 68 | 2-16"- C | 1 | \$1017 | \$1120 | \$1183 | \$1374 |
| ICII1872 | 18 X 72 | 75 | 2-16"- C | 1 | \$1067 | \$1182 | \$1256 | \$1474 |
| ICII1896* | 18 X 96 | 88 | 2-16"- C | 2 | \$1555 | \$1698 | \$1789 | \$2058 |
| ICII2436 | 24 X 36 | 61 | 2-22"- C | 1 | \$998 | \$1090 | \$1148 | \$1322 |
| ICII2448 | 24 X 48 | 70 | 2-22"- C | 1 | \$1046 | \$1154 | \$1221 | \$1423 |
| ICII2460 | 24 X 60 | 79 | 2-22"- C | 1 | \$1125 | \$1256 | \$1338 | \$1583 |
| ICII2472 | 24 X 72 | 88 | 2-22"- C | 1 | \$1158 | \$1300 | \$1388 | \$1653 |
| ICII2496* | 24 X 96 | 106 | 3-22"- C | 2 | \$1664 | \$1838 | \$1946 | \$2271 |
| ICII3036 | 30 X 36 | 68 | 2-26"- C | 1 | \$1045 | \$1152 | \$1220 | \$1421 |
| ICII3048 | 30 X 48 | 79 | 2-26"- C | 1 | \$1095 | \$1218 | \$1294 | \$1523 |
| ICII3060 | 30 X 60 | 90 | 2-26"- C | 1 | \$1164 | \$1306 | \$1395 | \$1663 |
| ICII3072 | 30 X 72 | 102 | 3-26"- C | 1 | \$1222 | \$1382 | \$1482 | \$1781 |
| ICII3096* | 30 X 96 | 124 | 3-26"- C | 2 | \$1756 | \$1956 | \$2081 | \$2457 |

* All 96" length tables have 3 legs and 2 modesty panels

OPTIONS

Add upcharge to list price and code to model number

| | | |
|-----|------------------------------------|------|
| FM | Floor Mount Legs | \$68 |
| CAS | Mobile Casters | \$98 |
| GD | Ganging | \$95 |
| SB | Stretcher Bar for tables under 72" | \$80 |

| | | |
|-----|--|----------------|
| 2-T | Two-Tone Leg and Panel. | \$110 |
| NMP | No Modesty Panel (deduct from list) | \$125 |
| STH | Special Table Height, for other than 29" height. | \$150 per base |




STUDY CARREL



BACK TO BACK CARRELS

STRATA | CARREL

| Model Number | Dimensions Depth by Length | Privacy Panel Qty - Height | Seating Units | PERFORATED STEEL PANELS LAMINATE TOP | | | |
|--------------|-------------------------------|-------------------------------|------------------|--------------------------------------|--------|--------|--------|
| | | | | GRP 2 | GRP 3 | GRP 4 | GRP 5 |
| SSC2436 | 24" X 36" | 3 - 18" H | 1 | \$1636 | \$1686 | \$1739 | \$1791 |
| SSC2472 | 24" X 72" | 3 - 18" H | 2 | \$2023 | \$2083 | \$2149 | \$2214 |



DIVIDER PANEL



PRIVACY PANEL

STRATA | ACCESSORIES

| Description | Model Number | Panel Dimensions | PERFORATED STEEL |
|---------------|--------------|------------------|------------------|
| | | | LIST PRICE |
| DIVIDER PANEL | DPNL2218 | 22"L X 18" H | \$166 |
| PRIVACY PANEL | DPNL3618 | 36"L X 18" H | \$221 |
| PRIVACY PANEL | DPNL7218 | 72"L X 18" H | \$299 |

STRATA DIVIDER PANEL SPECIFICATIONS

Strata Divider panel is 14 gauge perforated steel 18" high. Privacy and Divider panels mount to tabletop with 1/4-20 x 3/4" machine screws into metal inserts in top; no wood screws are used. Shipped K-D.

- **GANGING for Back to Back Carrels: \$108**
- **Custom sizes available upon request, call ERG for quote.**



ERG Strata Study Carrel is a good option for libraries or student training centers

TRUMPET

Trumpet has a cast iron round base. Available in café and bar height with optional resin edges for laminate tops.



TRUMPET SQUARE



TRUMPET BAR HEIGHT

ORDERING INFORMATION

- | | |
|-----------------|-------------------------------|
| 1) Series Name | 6) Laminate Selection and No. |
| 2) Model Number | 7) Edge Style Code and Color |
| 3) Size | 8) Wood Species |
| 4) Quantity | 9) Wood Edge Stain Color |
| 5) Frame Color | 10) Optional Items |
- (Hammerstone or textured paint recommended)

TRUMPET SPECIFICATIONS

Trumpet Base

- Table Height** Table height is 29" to 30" depending on table top specified. Bar Height table is 42".
- Column** 3" round 14 gauge steel tubing.
- Base** Base is made of 18", 24" or 30" base spread diameter G:20 top quality cast iron.
- Plate** Spider is 19".
- Glides** Plastic glides.
- Assembly** The base plate and spider are attached together with a 1/2"- 13 threaded tie rod and flange nut. Base mounts to top with 1/4"- 20 machine screws into metal inserts, NO WOOD SCREWS ARE USED.

Laminate or Wood Tops

Laminate or Wood tops are 1.25" thick offered in round and square.

Table Edge Selections

See "Table Edges and Profiles" in "Tables" section.

FINISHES

Table Bases and Legs

Finished in your choice of standard powder coat colors. Finishes listed at beginning of price list. For colors refer to "Color Selections" brochure. For actual color samples, please call Customer Service.

Laminate/Veneer Selections

ERG offers over 1000 standard laminate choices from Nevamar, Wilsonart, Formica and Pionite. Wood veneer is available in transparent stain colors - custom stain matching available.

OPTIONS

- CODE: RP - Painted Foot Ring for Bar Height.
- CODE: 2TB - Two Tone Base, for table column and foot ring in 2 different colors.
- CODE: STH - Special Table Height, for any table height other than 29".
- CODE: GD - Ganging

MODEL / DESCRIPTION / LIST PRICING

TRUMPET | CAFÉ | ROUND

| | Model Number | Table Top Size | Shpg. Wght. | Base Spread | LAMINATE TOP ASSORTED EDGES | | | | | | | VENEER TOP | |
|-----|--------------|----------------|-------------|-------------|-----------------------------|--------|--------|--------|--------|--------|--------|------------|--------|
| | | | | | GRP 1 | GRP 2 | GRP 3 | GRP 4 | GRP 5 | GRP 6 | GRP 7 | GRP 8 | GRP 9 |
| RND | HTRM24D | 24" Dia. | 61 | 18" | \$726 | \$742 | \$813 | \$856 | \$986 | \$1095 | \$1226 | \$2150 | \$2700 |
| | HTRM30D | 30" Dia. | 72 | 18" | \$774 | \$796 | \$881 | \$935 | \$1096 | \$1230 | \$1390 | \$2351 | \$2904 |
| | HTRM36D | 36" Dia. | 82 | 24" | \$830 | \$855 | \$960 | \$1025 | \$1219 | \$1382 | \$1577 | \$2577 | \$3134 |
| | HTRM42D | 42" Dia. | 116 | 24" | \$884 | \$914 | \$1035 | \$1112 | \$1339 | \$1529 | \$1756 | \$2797 | \$3359 |
| | HTRM48D | 48" Dia. | 130 | 30" | \$1046 | \$1086 | \$1243 | \$1341 | \$1636 | \$1882 | \$2177 | \$3378 | \$4001 |
| | HTRM54D | 54" Dia. | 130 | 30" | \$1415 | \$1471 | \$1698 | \$1839 | \$2264 | \$2618 | \$3042 | \$4635 | \$5434 |
| | HTRM60D | 60" Dia. | 130 | 30" | \$1531 | \$1598 | \$1861 | \$2025 | \$2521 | \$2933 | \$3428 | \$5106 | \$5916 |

TRUMPET | CAFÉ | SQUARE

| | Model Number | Table Top Size | Shpg. Wght. | Base Spread | LAMINATE TOP ASSORTED EDGES | | | | | | | VENEER TOP | |
|--------|--------------|----------------|-------------|-------------|-----------------------------|--------|--------|--------|--------|--------|--------|------------|--------|
| | | | | | GRP 1 | GRP 2 | GRP 3 | GRP 4 | GRP 5 | GRP 6 | GRP 7 | GRP 8 | GRP 9 |
| SQUARE | HTRM24S | 24" Sq. | 76 | 18" | \$726 | \$742 | \$813 | \$856 | \$986 | \$1095 | \$1226 | \$2150 | \$2700 |
| | HTRM2430S | 24x30 Sq. | 81 | 18" | \$742 | \$762 | \$838 | \$884 | \$1027 | \$1145 | \$1286 | \$2224 | \$2775 |
| | HTRM30S | 30" Sq. | 90 | 18" | \$774 | \$796 | \$881 | \$935 | \$1096 | \$1230 | \$1390 | \$2351 | \$2904 |
| | HTRM36S | 36" Sq. | 103 | 24" | \$831 | \$857 | \$961 | \$1027 | \$1221 | \$1384 | \$1578 | \$2582 | \$3140 |
| | HTRM42S | 42" Sq. | 145 | 24" | \$932 | \$963 | \$1088 | \$1166 | \$1399 | \$1593 | \$1826 | \$2933 | \$3534 |
| | HTRM48S | 48" Sq. | 145 | 30" | \$1219 | \$1260 | \$1424 | \$1527 | \$1833 | \$2091 | \$2397 | \$3842 | \$4625 |

OPTIONS

Add upcharge to list price and code to model number

| | | | | | |
|-----|------------------|-------|-----|---|----------------|
| RP | Painted Footring | \$110 | STH | Special Table Height (other than 29" or bar height) | \$150 per base |
| 2TB | Two-Tone Base | \$110 | GD | Ganging per table | \$95 |

MODEL / DESCRIPTION / LIST PRICING

TRUMPET | CAFÉ | RECTANGLE

| | Model Number | Table Top Size | Shpg. Wght. | Base Spread | LAMINATE TOP ASSORTED EDGES | | | | | | | VENEER TOP | |
|-----------|--------------|----------------|-------------|-------------|-----------------------------|--------|--------|--------|--------|--------|--------|------------|--------|
| | | | | | GRP 1 | GRP 2 | GRP 3 | GRP 4 | GRP 5 | GRP 6 | GRP 7 | GRP 8 | GRP 9 |
| RECTANGLE | HTRM2448 | 24x48 Sq. | 76 | 2-18" | \$1126 | \$1158 | \$1255 | \$1385 | \$1692 | \$1772 | \$1935 | \$3462 | \$4783 |
| | HTRM2460 | 24x60 Sq. | 115 | 2-18" | \$1309 | \$1345 | \$1452 | \$1595 | \$1935 | \$2024 | \$2204 | \$3988 | \$5538 |
| | HTRM2472 | 24x72 Sq. | 115 | 2-18" | \$1361 | \$1401 | \$1524 | \$1687 | \$2076 | \$2178 | \$2381 | \$4219 | \$5802 |
| | HTRM3048 | 30x48 Sq. | 137 | 2-18" | \$1224 | \$1260 | \$1366 | \$1508 | \$1846 | \$1935 | \$2112 | \$3772 | \$5207 |
| | HTRM3060 | 30x60 Sq. | 148 | 2-18" | \$1431 | \$1473 | \$1598 | \$1763 | \$2155 | \$2259 | \$2464 | \$4406 | \$6086 |
| | HTRM3072 | 30x72 Sq. | 148 | 2-18" | \$1481 | \$1527 | \$1665 | \$1850 | \$2289 | \$2405 | \$2636 | \$4624 | \$6337 |

Note: When optional base finish is required, please multiply upcharge by 2 for tables supported with an extra base.

TRUMPET | BAR HEIGHT

| | Model Number | Table Top Size | Shpg. Wght. | Base Spread | LAMINATE TOP ASSORTED EDGES | | | | | | | VENEER TOP | |
|-------|--------------|----------------|-------------|-------------|-----------------------------|--------|--------|--------|--------|--------|--------|------------|--------|
| | | | | | GRP 1 | GRP 2 | GRP 3 | GRP 4 | GRP 5 | GRP 6 | GRP 7 | GRP 8 | GRP 9 |
| ROUND | HTRMH24D | 24" Dia. | 80 | 18" | \$853 | \$874 | \$935 | \$1015 | \$1209 | \$1260 | \$1362 | \$2540 | \$3570 |
| | HTRMH30D | 30" Dia. | 90 | 24" | \$894 | \$920 | \$1001 | \$1108 | \$1362 | \$1428 | \$1562 | \$2768 | \$3807 |
| | HTRMH36D | 36" Dia. | 181 | 30" | \$1202 | \$1235 | \$1335 | \$1468 | \$1783 | \$1866 | \$2032 | \$3669 | \$5089 |

OPTIONS

Add upcharge to list price and code to model number

| | | | | | |
|-----|------------------|-------|-----|---|----------------|
| RP | Painted Footring | \$110 | STH | Special Table Height (other than 29" or bar height) | \$150 per base |
| 2TB | Two-Tone Base | \$110 | GD | Ganging per table | \$95 |



X-BASE CAFÉ TABLE



X-BASE BAR HEIGHT TABLE WITH
POWDER COATED FOOT-RING

ORDERING INFORMATION

- | | |
|-----------------|-------------------------------|
| 1) Series Name | 6) Laminate Selection and No. |
| 2) Model Number | 7) Edge Style Code and Color |
| 3) Size | 8) Wood Species |
| 4) Quantity | 9) Wood Stain Color |
| 5) Frame Color | 10) Optional Items |

TURNER CAFÉ BASE SPECIFICATIONS

Turner X Base

- Table Height** Table height is 29" to 30" depending on table top specified. Bar Height table is 42".
- Column** 3" round 14 gauge steel tubing.
- Base** 1" x 2" 14 gauge steel straight rectangular tubing – 22", 26" or 32" spreads with metal welded end caps.
- Plate** 8" x 8" square
- Glides** Manually adjustable zinc glides
- Assembly** Top plate is welded to the vertical column and the vertical column is welded to the horizontal base. No tie rod assembly. Base mounts to tabletop with ¼-20 x 1" machine screws into metal inserts in top.
- Finish** Choice of standard powder coat colors – See "Color Selections" brochure.

Flip-Top Mechanism

Aluminum die-cast top plate and aluminum housing with single handle cable release.

TABLE TOP SPECIFICATIONS

Table Tops

Table top core is CARB Phase I & Phase II Compliant. Laminate, wood veneer and phenolic backing are glued with water based adhesives.

FINISHES

Laminate/Veneer Selections


ERG offers over 1000 standard laminate choices from Nevamar, Wilsonart, Formica and Pionite. Wood veneer is available in transparent stain colors - custom stain matching available.

OPTIONS

- CODE: FLIP-X - Flip-Top per X-base (not available for 42" top)
- CODE: FLIP-T - Flip-Top for two T-legs
- CODE: RP - Painted Foot-ring for bar height.
- CODE: STH - Special Table Height (any table height other than 29" or bar height)
- CODE: CAS - Mobile Casters per table
- CODE: GD - Ganging



BASE DETAIL



GLIDE
DETAIL



CASTER
DETAIL



FLIP-TOP
DETAIL

MODEL / DESCRIPTION / LIST PRICING

TURNER | CAFÉ | ROUND



ROUND

| Model Number | Table Top Size | Shpg. Wght. | Base Spread | LAMINATE TOP ASSORTED EDGES | | | | | | | VENEER TOP | |
|--------------|----------------|-------------|-------------|-----------------------------|-------|--------|--------|--------|--------|--------|------------|--------|
| | | | | GRP 1 | GRP 2 | GRP 3 | GRP 4 | GRP 5 | GRP 6 | GRP 7 | GRP 8 | GRP 9 |
| TU24D | 24" Dia. | 32 | 22"- X | \$572 | \$582 | \$653 | \$713 | \$835 | \$935 | \$1056 | \$1492 | \$1713 |
| TU30D | 30" Dia. | 43 | 26"- X | \$632 | \$646 | \$739 | \$819 | \$980 | \$1113 | \$1274 | \$1700 | \$1895 |
| TU36D | 36" Dia. | 53 | 32"- X | \$780 | \$796 | \$908 | \$1006 | \$1200 | \$1362 | \$1555 | \$2091 | \$2337 |
| TU42D | 42" Dia. | 72 | 32"- X | \$906 | \$927 | \$1074 | \$1200 | \$1453 | \$1663 | \$1915 | \$2481 | \$2718 |

TURNER | CAFÉ | SQUARE



SQUARE

| Model Number | Table Top Size | Shpg. Wght. | Base Spread | LAMINATE TOP ASSORTED EDGES | | | | | | | VENEER TOP | |
|--------------|----------------|-------------|-------------|-----------------------------|-------|-------|--------|--------|--------|--------|------------|--------|
| | | | | GRP 1 | GRP 2 | GRP 3 | GRP 4 | GRP 5 | GRP 6 | GRP 7 | GRP 8 | GRP 9 |
| TU24S | 24" Sq. | 40 | 22"- X | \$579 | \$590 | \$663 | \$726 | \$851 | \$956 | \$1082 | \$1516 | \$1735 |
| TU2430S | 24x30 Sq. | 49 | 22"- X | \$615 | \$627 | \$712 | \$785 | \$932 | \$1055 | \$1201 | \$1635 | \$1842 |
| TU30S | 30" Sq. | 54 | 26"- X | \$636 | \$650 | \$743 | \$823 | \$984 | \$1117 | \$1278 | \$1712 | \$1910 |
| TU36S | 36" Sq. | 67 | 32"- X | \$790 | \$806 | \$923 | \$1022 | \$1222 | \$1388 | \$1588 | \$2122 | \$2367 |

TURNER | CAFÉ | RECTANGLE



RECTANGLE

| Model Number | Table Top Size | Shpg. Wght. | Base Spread | LAMINATE TOP ASSORTED EDGES | | | | | | | VENEER TOP | |
|--------------|----------------|-------------|-------------|-----------------------------|-------|-------|--------|--------|--------|--------|------------|--------|
| | | | | GRP 1 | GRP 2 | GRP 3 | GRP 4 | GRP 5 | GRP 6 | GRP 7 | GRP 8 | GRP 9 |
| TU2448 | 24x48 Sq. | 70 | 2-22"- T | \$722 | \$739 | \$848 | \$944 | \$1132 | \$1289 | \$1478 | \$1956 | \$2168 |
| TU2460 | 24x60 Sq. | 79 | 2-22"- T | \$760 | \$777 | \$901 | \$1007 | \$1218 | \$1393 | \$1605 | \$2081 | \$2282 |
| TU3048 | 30x48 Sq. | 84 | 2-22"- T | \$764 | \$782 | \$907 | \$1013 | \$1227 | \$1405 | \$1619 | \$2096 | \$2294 |
| TU3060 | 30x60 Sq. | 90 | 2-22"- T | \$810 | \$830 | \$970 | \$1091 | \$1331 | \$1532 | \$1772 | \$2246 | \$2431 |

TURNER | CAFÉ | BAR HEIGHT



ROUND



SQUARE

| Model Number | Table Top Size | Shpg. Wght. | Base Spread | LAMINATE TOP ASSORTED EDGES | | | | | | | VENEER TOP | |
|--------------|----------------|-------------|-------------|-----------------------------|-------|--------|--------|--------|--------|--------|------------|--------|
| | | | | GRP 1 | GRP 2 | GRP 3 | GRP 4 | GRP 5 | GRP 6 | GRP 7 | GRP 8 | GRP 9 |
| TUH24D | 24" Dia. | 40 | 22"- X | \$716 | \$727 | \$797 | \$857 | \$979 | \$1079 | \$1200 | \$1809 | \$2142 |
| TUH30D | 30" Dia. | 53 | 26"- X | \$776 | \$790 | \$883 | \$963 | \$1124 | \$1257 | \$1418 | \$2018 | \$2325 |
| TUH36D | 36" Dia. | 63 | 32"- X | \$914 | \$930 | \$1043 | \$1140 | \$1335 | \$1496 | \$1689 | \$2386 | \$2738 |
| TUH36S | 36" Sq. | 67 | 32"- X | \$972 | \$988 | \$1105 | \$1204 | \$1404 | \$1571 | \$1770 | \$2523 | \$2911 |

OPTIONS

Add upcharge to list price and code to model number

| | | |
|-----|---|----------------|
| RP | Painted Foot-ring for Bar Height | \$110 |
| STH | Special Table Height (other than 29" or bar height) | \$150 per base |
| CAS | Mobile Casters per table - 3" | \$98 |

| | | |
|--------|---|-------|
| GD | Ganging per table | \$95 |
| FLIP-X | Flip-Top per X-base (up to 42" top maximum) | \$125 |
| FLIP-T | Flip-Top for two T-legs | \$358 |



T-LEG TRAINING TABLE



T-LEG TRAINING TABLE WITH FLIP-TOP

ORDERING INFORMATION

- | | |
|-----------------|-------------------------------|
| 1) Series Name | 6) Laminate Selection and No. |
| 2) Model Number | 7) Edge Style Code and Color |
| 3) Size | 8) Wood Stain Color |
| 4) Quantity | 9) Optional Items |
| 5) Frame Color | |

TURNER TRAINING BASE SPECIFICATIONS

Turner T Base

- Table Height** Table height is 29" to 30" depending on table top specified.
- Column** 2" round 14 gauge steel tubing.
- Base** 1" x 2" 14 gauge steel straight rectangular tubing
16" 22", 26" spreads with metal welded end caps.
- Plate** 8" x 8" square 12 gauge stamped steel
2" x 4" 12 gauge stamped steel (Flip-Top or Folding).
- Glides** Manually adjustable zinc glides
- Assembly** Top plate is welded to the vertical column and the vertical column is welded to the horizontal base plate. No tie rod assembly. Base mounts to tabletop with 1/4-20 x 1" machine screws into metal inserts in top. Stretcher steel bars are used on tops over 72" long.
- Finish** Choice of standard powder coat colors – See "Color Selections" brochure.

Flip-Top Mechanism

Aluminum die-cast top plate and aluminum housing with single handle cable release.

Folding Mechanism

Nylon injection molded housing, cast aluminum pivot and metal locking slider. Rigid, taper locking design is activated by single lever that also locks in folded position.

TABLE TOP SPECIFICATIONS

Table Tops

Table top core is CARB Phase I & Phase II Compliant. Laminate, wood veneer and phenolic backing are glued with water based adhesives.

Ultra-Lightweight Table Tops

Ultra-lightweight tables have an exceptionally strong manufactured MDF top made from 100% recovered and recycled wood fiber with at least 25% post-industrial recycled fiber; the balance consisting of recovered waste fiber. Ultra-light tables are 18% lighter than standard tables.

FINISHES

Laminate/Veneer Selections

ERG offers over 1000 standard laminate choices from Nevamar, Wilsonart, Formica and Pionite. Wood veneer is available in transparent stain colors - custom stain matching available.

Edge Selections:

ERG offers a wide variety of table top edge materials including PVC, wood, aluminum, resin and laminate.


Special Edge Note: When ganging or butting tables together, ERG recommends using 3mm flat edge or flat wood edge. Square tables using PVC T-edge will have a 2" radius on all corners. Table Bases and Legs

OPTIONS

- CODE: FLIP-T - Flip-Top per table
- CODE: FTCB - Flip-Top cross bar
- CODE: SB - Stretcher bar for tables under 72"
- CODE: FOLD - Lightweight Folding Leg Mechanism per table
- CODE: STH - Special Table Height (any table height other than 29")
- CODE: ULW - Ultra-lightweight table top
- CODE: CAS - Mobile Casters per table
- CODE: GD - Ganging per table
- TABLE ACCESSORIES – Modesty Panels, Bridges, Grommets, Wire Management, Power & Communication Options, Table Dollies – see "Accessories" section in price list.



LEG DETAIL



GLIDE
DETAIL



CASTER
DETAIL



FLIP-TOP
DETAIL

MODEL / DESCRIPTION / LIST PRICING

TURNER | RECTANGLE



| Model Number | Table Top Size | Shpg. Wght. | Base Spread | LAMINATE TOP ASSORTED EDGES | | | | | | | VENEER TOP | |
|--------------|----------------|-------------|-------------|-----------------------------|--------|--------|--------|--------|--------|--------|------------|--------|
| | | | | GRP 1 | GRP 2 | GRP 3 | GRP 4 | GRP 5 | GRP 6 | GRP 7 | GRP 8 | GRP 9 |
| TU1836 | 18 X 36 | 54 | 2-16"- T | \$635 | \$647 | \$727 | \$794 | \$930 | \$1044 | \$1180 | \$1661 | \$1904 |
| TU1848 | 18 X 48 | 61 | 2-16"- T | \$665 | \$678 | \$768 | \$844 | \$999 | \$1127 | \$1280 | \$1760 | \$1993 |
| TU1860 | 18 X 60 | 68 | 2-16"- T | \$694 | \$709 | \$810 | \$895 | \$1066 | \$1209 | \$1381 | \$1859 | \$2081 |
| TU1872 | 18 X 72 | 75 | 2-16"- T | \$820 | \$836 | \$946 | \$1041 | \$1230 | \$1388 | \$1577 | \$2169 | \$2457 |
| TU1884 | 18 X 84 | 81 | 2-16"- T | \$868 | \$886 | \$1014 | \$1124 | \$1342 | \$1524 | \$1742 | \$2332 | \$2604 |
| TU1896 | 18 X 96 | 88 | 2-16"- T | \$922 | \$941 | \$1079 | \$1197 | \$1434 | \$1631 | \$1866 | \$2484 | \$2765 |
| TU2436 | 24 X 36 | 61 | 2-22"- T | \$686 | \$700 | \$797 | \$880 | \$1046 | \$1184 | \$1352 | \$1831 | \$2056 |
| TU2448 | 24 X 48 | 70 | 2-22"- T | \$722 | \$739 | \$848 | \$944 | \$1132 | \$1289 | \$1478 | \$1956 | \$2168 |
| TU2460 | 24 X 60 | 79 | 2-22"- T | \$760 | \$777 | \$901 | \$1007 | \$1218 | \$1393 | \$1605 | \$2081 | \$2282 |
| TU2472 | 24 X 72 | 88 | 2-22"- T | \$894 | \$912 | \$1049 | \$1167 | \$1400 | \$1594 | \$1828 | \$2418 | \$2681 |
| TU2484 | 24 X 84 | 97 | 2-22"- T | \$950 | \$973 | \$1128 | \$1262 | \$1530 | \$1752 | \$2020 | \$2608 | \$2851 |
| TU2496 | 24 X 96 | 106 | 2-22"- T | \$1011 | \$1035 | \$1204 | \$1349 | \$1639 | \$1881 | \$2169 | \$2786 | \$3036 |
| TU3036 | 30 X 36 | 68 | 2-22"- T | \$719 | \$735 | \$844 | \$937 | \$1124 | \$1280 | \$1467 | \$1944 | \$2158 |
| TU3048 | 30 X 48 | 84 | 2-22"- T | \$764 | \$782 | \$907 | \$1013 | \$1227 | \$1405 | \$1619 | \$2096 | \$2294 |
| TU3060 | 30 X 60 | 90 | 2-22"- T | \$810 | \$830 | \$970 | \$1091 | \$1331 | \$1532 | \$1772 | \$2246 | \$2431 |
| TU3072 | 30 X 72 | 102 | 2-22"- T | \$951 | \$973 | \$1129 | \$1263 | \$1531 | \$1754 | \$2021 | \$2609 | \$2854 |
| TU3084 | 30 X 84 | 113 | 2-22"- T | \$1015 | \$1041 | \$1220 | \$1372 | \$1678 | \$1934 | \$2241 | \$2825 | \$3047 |
| TU3096 | 30 X 96 | 124 | 2-22"- T | \$1085 | \$1112 | \$1306 | \$1473 | \$1806 | \$2084 | \$2418 | \$3029 | \$3255 |
| TU3648 | 36 X 48 | 88 | 2-26"- T | \$816 | \$837 | \$979 | \$1100 | \$1345 | \$1549 | \$1793 | \$2267 | \$2449 |
| TU3660 | 36 X 60 | 102 | 2-26"- T | \$868 | \$891 | \$1053 | \$1191 | \$1467 | \$1697 | \$1972 | \$2444 | \$2609 |
| TU3672 | 36 X 72 | 115 | 2-26"- T | \$1017 | \$1043 | \$1223 | \$1376 | \$1684 | \$1940 | \$2248 | \$2834 | \$3054 |
| TU3684 | 36 X 84 | 129 | 2-26"- T | \$1090 | \$1118 | \$1323 | \$1499 | \$1850 | \$2142 | \$2493 | \$3075 | \$3273 |
| TU3696 | 36 X 96 | 142 | 2-26"- T | \$1167 | \$1198 | \$1422 | \$1613 | \$1995 | \$2314 | \$2697 | \$3305 | \$3504 |

TURNER | SECTIONAL | HALF ROUND



| Model Number | Table Top Size | Shpg. Wght. | Base Spread | LAMINATE TOP ASSORTED EDGES | | | | | | | VENEER TOP | |
|--------------|----------------|-------------|-------------|-----------------------------|--------|--------|--------|--------|--------|--------|------------|--------|
| | | | | GRP 1 | GRP 2 | GRP 3 | GRP 4 | GRP 5 | GRP 6 | GRP 7 | GRP 8 | GRP 9 |
| TUHR2448 | 24 X 48 | 70 | 2-16T | 968 | \$995 | \$1193 | \$1360 | \$1696 | \$1975 | \$2312 | \$2779 | \$2911 |
| TUHR3060 | 30 X 60 | 90 | 2-22T | 1047 | \$1079 | \$1303 | \$1495 | \$1878 | \$2199 | \$2582 | \$3046 | \$3149 |
| TUHR3672 | 36 X 72 | 115 | 2-26T | 1248 | \$1285 | \$1546 | \$1769 | \$2214 | \$2587 | \$3032 | \$3608 | \$3752 |

OPTIONS

Add upcharge to list price and code to model number

| | | |
|--------|---|-------|
| FLIP-T | Flip-Top for two t-legs | \$358 |
| FTCB | Flip-Top Cross Bar | \$150 |
| SB | Stretcher Bar for tables under 72" | \$80 |
| FOLD | Lightweight Folding Leg Mechanism per table | \$298 |

| | | |
|-----|---------------------------------------|----------------|
| STH | Special Table Height (other than 29") | \$150 per base |
| ULW | Ultra-lightweight table top | \$190 |
| CAS | Mobile Casters per table | \$98 |
| GD | Ganging per table | \$95 |

TABLE TOPS ONLY

 **ROUND**

 **SQUARE**

 **RECTANGLE**

| Model Number | Table Top Size | Ship Wt | LAMINATE TOP ASSORTED EDGES | | | | | | | | VENEER TOP | |
|--------------|----------------|---------|-----------------------------|-------|--------|--------|--------|--------|--------|--------|------------|--|
| | | | GRP 1 | GRP 2 | GRP 3 | GRP 4 | GRP 5 | GRP 6 | GRP 7 | GRP 8 | GRP 9 | |
| TT24D | 24" Dia. | 32 | \$230 | \$243 | \$338 | \$412 | \$550 | \$646 | \$784 | \$775 | \$853 | |
| TT30D | 30" Dia. | 43 | \$306 | \$321 | \$448 | \$548 | \$732 | \$855 | \$1038 | \$1027 | \$1129 | |
| TT36D | 36" Dia. | 53 | \$361 | \$380 | \$531 | \$655 | \$872 | \$1012 | \$1230 | \$1214 | \$1337 | |
| TT42D | 42" Dia. | 72 | \$479 | \$502 | \$704 | \$866 | \$1153 | \$1340 | \$1626 | \$1608 | \$1768 | |
| TT48D | 48" Dia. | 86 | \$576 | \$605 | \$847 | \$1048 | \$1393 | \$1614 | \$1960 | \$1937 | \$2130 | |
| TT54D | 54" Dia. | 90 | \$683 | \$716 | \$1004 | \$1245 | \$1655 | \$1911 | \$2321 | \$2293 | \$2522 | |
| TT60D | 60" Dia. | 107 | \$777 | \$816 | \$1142 | \$1424 | \$1890 | \$2177 | \$2643 | \$2611 | \$2872 | |
| TT24S | 24" Sq. | 40 | \$238 | \$250 | \$350 | \$424 | \$567 | \$666 | \$810 | \$799 | \$879 | |
| TT2430S | 24x30 Sq. | 49 | \$282 | \$297 | \$416 | \$504 | \$675 | \$792 | \$962 | \$950 | \$1045 | |
| TT30S | 30" Sq. | 54 | \$306 | \$321 | \$448 | \$548 | \$732 | \$855 | \$1038 | \$1027 | \$1129 | |
| TT36S | 36" Sq. | 67 | \$381 | \$400 | \$561 | \$688 | \$917 | \$1066 | \$1295 | \$1280 | \$1408 | |
| TT42S | 42" Sq. | 90 | \$479 | \$502 | \$704 | \$866 | \$1153 | \$1340 | \$1626 | \$1608 | \$1768 | |
| TT48S | 48" Sq. | 107 | \$543 | \$570 | \$798 | \$990 | \$1317 | \$1520 | \$1846 | \$1825 | \$2008 | |
| TT1836 | 18 X 36 | 68 | \$255 | \$269 | \$376 | \$458 | \$610 | \$716 | \$870 | \$859 | \$946 | |
| TT1848 | 18 X 48 | 75 | \$285 | \$299 | \$419 | \$515 | \$685 | \$799 | \$970 | \$959 | \$1055 | |
| TT1860 | 18 X 60 | 81 | \$315 | \$331 | \$463 | \$570 | \$759 | \$881 | \$1070 | \$1057 | \$1163 | |
| TT1872 | 18 X 72 | 88 | \$344 | \$361 | \$506 | \$627 | \$834 | \$963 | \$1171 | \$1156 | \$1273 | |
| TT1884 | 18 X 84 | 61 | \$412 | \$433 | \$606 | \$749 | \$998 | \$1153 | \$1401 | \$1385 | \$1524 | |
| TT1896 | 18 X 96 | 70 | \$441 | \$463 | \$649 | \$806 | \$1071 | \$1236 | \$1500 | \$1483 | \$1632 | |
| TT2436 | 24 X 36 | 79 | \$316 | \$332 | \$464 | \$566 | \$755 | \$884 | \$1074 | \$1062 | \$1168 | |
| TT2448 | 24 X 48 | 88 | \$353 | \$372 | \$519 | \$636 | \$848 | \$989 | \$1201 | \$1187 | \$1305 | |
| TT2460 | 24 X 60 | 97 | \$391 | \$410 | \$574 | \$709 | \$944 | \$1093 | \$1328 | \$1311 | \$1443 | |
| TT2472 | 24 X 72 | 106 | \$428 | \$448 | \$629 | \$781 | \$1037 | \$1197 | \$1453 | \$1437 | \$1580 | |
| TT2484 | 24 X 84 | 68 | \$503 | \$528 | \$740 | \$918 | \$1220 | \$1410 | \$1712 | \$1692 | \$1860 | |
| TT2496 | 24 X 96 | 79 | \$541 | \$568 | \$795 | \$989 | \$1314 | \$1513 | \$1838 | \$1817 | \$1998 | |
| TT3036 | 30 X 36 | 90 | \$350 | \$366 | \$515 | \$628 | \$838 | \$979 | \$1189 | \$1175 | \$1292 | |
| TT3048 | 30 X 48 | 102 | \$394 | \$414 | \$580 | \$715 | \$952 | \$1105 | \$1342 | \$1326 | \$1458 | |
| TT3060 | 30 X 60 | 113 | \$440 | \$462 | \$647 | \$801 | \$1066 | \$1231 | \$1495 | \$1477 | \$1625 | |
| TT3072 | 30 X 72 | 124 | \$485 | \$509 | \$712 | \$889 | \$1179 | \$1358 | \$1647 | \$1629 | \$1791 | |
| TT3084 | 30 X 84 | 88 | \$568 | \$596 | \$836 | \$1041 | \$1382 | \$1591 | \$1932 | \$1909 | \$2100 | |
| TT3096 | 30 X 96 | 102 | \$613 | \$645 | \$901 | \$1128 | \$1496 | \$1717 | \$2084 | \$2060 | \$2266 | |
| TT3648 | 36 X 48 | 115 | \$456 | \$479 | \$670 | \$825 | \$1099 | \$1275 | \$1548 | \$1530 | \$1683 | |
| TT3660 | 36 X 60 | 129 | \$508 | \$534 | \$747 | \$928 | \$1233 | \$1423 | \$1727 | \$1707 | \$1878 | |
| TT3672 | 36 X 72 | 142 | \$562 | \$589 | \$824 | \$1030 | \$1366 | \$1571 | \$1908 | \$1885 | \$2074 | |
| TT3684 | 36 X 84 | 150 | \$652 | \$685 | \$959 | \$1197 | \$1589 | \$1826 | \$2218 | \$2191 | \$2411 | |
| TT3696 | 36 X 96 | 156 | \$706 | \$740 | \$1036 | \$1299 | \$1722 | \$1974 | \$2397 | \$2370 | \$2606 | |

Occasional Tables – Overview608

Ashton610

Burton613

Cabana615

Cabana Plus617

Capri619

Cayman621

Cody623

Corsa625

Cube Plus629

Dion631

Duncan633

Elliot635

Erina640

Geometra641

Granada643

Harmony645

Newport646

Ojai648

Orlando649

Raven650

Sawyer658

Slam659

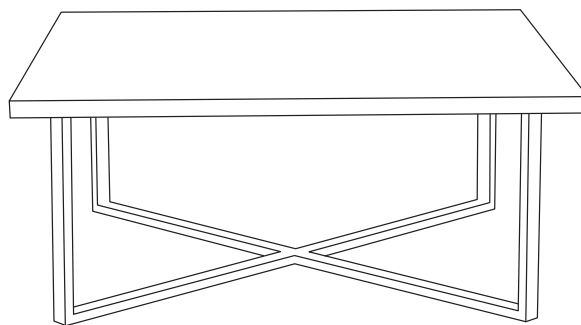
Symphony664

Ventura Metal666

Ventura Wood667

Westlake Metal668

Westlake Wood674



DION




Ashton



Cabana



Cody



Capri



Cayman



Corsa



Cube Plus



Duncan



Dion



Granada



Harmony



Newport



Ojai



Sawyer



Symphony



Ventura

...many more on the following pages!



ASHTON OCCASIONAL TABLE

Ashton Occasional Tables are available with high pressure laminate table tops on 14 gauge formed & welded tubular steel frames consisting of 1.5" round steel columns with 0.75" dia. round cross-members.



ROUND END TABLE



CORNER TABLE

ORDERING INFORMATION

- | | |
|--------------------------------|-------------------|
| 1) Series Name | 5) Edge Selection |
| 2) Model Number | 6) Frame Color |
| 3) Quantity | 7) Optional Items |
| 4) Laminate Selection & Number | |

ASHTON SPECIFICATIONS

Table

Table top is 1.25" overall thickness, made of high density particle board finished with laminate. Solid Surface Corian overlay top tables will be quoted upon request. Product shipped completely assembled and ready for use.

Table Frame

Table frame is 14 gauge tubular steel consisting of 1.5" round steel columns with 0.75" dia. round cross-members welded together. After welding frame is sandblasted prior to final powder coating. All table legs have factory installed black polyvinyl glides. Table frames are finished in your choice of standard powder coat colors.

LAMINATES AND VENEERS

Laminate Selections

ERG offers over 1000 standard laminate choices from Nevamar, Wilsonart, Formica and Pionite.

Veneer Selections

ERG offers 3 species of wood veneer; Maple, Cherry and Oak in transparent wood stain colors and custom stain matching. Please call ERG Customer Service for quote.

OPTIONS


- CUSTOM SIZES - ERG will make custom sizes or shapes for Ashton Occasional Tables. Please call Customer Service with specifications.



Heavy duty, 3" mobile rolling casters have foot lever for locking. Casters are available in Black only. Table height will remain the same with or without casters. Casters are factory installed.



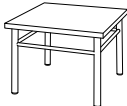


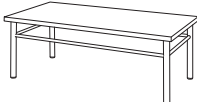
COFFEE TABLE



CONSOLE TABLE

MODEL / DESCRIPTION / LIST PRICING

ASHTON OCCASIONAL TABLES

| | Model Number | Model Description | Table Top Size | Table Height | Table Shape | Shipping Weight | LAMINATE TOP EDGE 2B OR 3A |
|---|--------------|-------------------|-----------------|--------------|------------------------|-----------------|----------------------------|
|  | 612 | End table | 20" x 20" | 17" | square | 45 lbs. | \$869 |
| | 622 | End table | 24" x 24" | 17" | square | 50 lbs. | \$955 |
| | 623 | End table | 30" x 30" | 17" | square | 56 lbs. | \$1013 |
| | 624 | End table | 36" x 36" | 17" | square | 63 lbs. | \$1303 |
|  | 626 | End table | 24" Dia. | 17" | round | 47 lbs. | \$945 |
| | 627 | End table | 30" Dia. | 17" | round | 53 lbs. | \$1053 |
| | 628 | End table | 36" Dia. | 17" | round | 60 lbs. | \$1292 |
|  | 613 | Corner Table | 28" x 28" x 10" | 17" | square with 45° corner | 52 lbs. | \$1245 |
|  | 614 | Coffee Table | 18" x 48" | 17" | rectangular | 65 lbs. | \$1147 |
| | 615 | Coffee Table | 24" x 48" | 17" | rectangular | 70 lbs. | \$1346 |





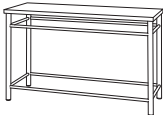
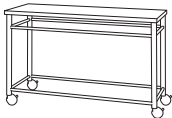
OPTIONS

Add upcharge to list price and code to model number

| | | |
|-----|----------------------------|------|
| CUS | Custom Size or Table Shape | call |
|-----|----------------------------|------|

MODEL / DESCRIPTION / LIST PRICING

ASHTON DISPLAY AND CONSOLE TABLES

| Model Number | Model Description | Table Top Size | Table Height | Table Shape | Shipping Weight | LAMINATE TOP EDGE 2B OR 3A |
|---|--|----------------|--------------|-------------|-----------------|----------------------------|
|  | 616 Display Table | 24" x 24" | 29" | square | 65 lbs. | \$1368 |
|  | 617 Display Table with Locking Casters | 24" x 24" | 29" | square | 65 lbs. | \$1514 |
|  | 618 Console Table | 18" x 48" | 29" | rectangular | 95 lbs. | \$1563 |
|  | 619 Console Table with Locking Casters | 18" x 48" | 29" | rectangular | 95 lbs. | \$1708 |



OPTIONS

Add upcharge to list price and code to model number

| | | |
|-----|----------------------------|------|
| CUS | Custom Size or Table Shape | call |
|-----|----------------------------|------|

NEW

BURTON OCCASIONAL TABLE

Burton Occasional Tables features laminated covered top and sides. Choose 2 different colors for an offset appearance. Metal legs are 8.25" tall, triangular with factory installed poly vinyl glides.



30" X 26" COFFEE TABLE



48" X 26" COFFEE TABLE

ORDERING INFORMATION

- | | |
|--------------------------|--------------------------------|
| 1) Series Name | 5) Laminate / Veneer Selection |
| 2) Model Number | 6) Optional 2nd Laminate |
| 3) Quantity | 7) Optional Items |
| 4) Powder Coat Leg Color | |

BURTON SPECIFICATIONS

Table

Table core is CARB Phase I & Phase II Compliant. Laminate and Veneer backing are glued with water based adhesives.

Table Finish

Covered top and sides with high pressure laminate, or choose Optional 2 Different Color laminates.

Laminate Selections

ERG offers over 1000 standard laminate choices from Nevamar, Wilsonart, Formica and Pionite. Solid Surface Corian overlay top tables will be quoted upon request.

Sled/Swivel Base

Sled Base is constructed of fully welded .875" diameter, 14-gauge steel tubing with hand brazed welds.

OPTIONS

- CODE: PC - Polished Chrome Legs- sled base



POLISHED CHROME
SLED BASED LEGS



ELECTRICAL / DATA

Note: Factory installed power/data available, see accessories section for details and pricing.

BURTON OCCASIONAL TABLES

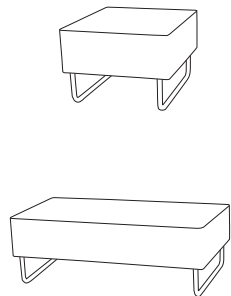


48" X 26" COFFEE TABLE



30" X 26" COFFEE TABLE

MODEL / DESCRIPTION / LIST PRICING



| Model Number | Model Description | Table Top Size | Table Height | Table Top Shape | Shipping Weight | LAMINATE | WOOD VENEER |
|--------------|-----------------------|----------------|--------------|----------------------|-----------------|----------|-------------|
| 4095 | Side Table | 26"x30" | 17" | round edge square | 35 lbs | \$1244 | \$1492 |
| 4097 | Coffee Table / Corner | 26"x48" | 17" | round edge rectangle | 40 lbs | \$1677 | \$2012 |


OPTIONS

Add upcharge to list price and code to model number

| | | |
|----|-----------------------------|------|
| PC | Polished Chrome - Sled Base | \$68 |
|----|-----------------------------|------|

CABANA OCCASIONAL TABLE

Cabana Occasional Tables are covered top and sides with high pressure laminate, or choose optional 2 different colors. Metal legs are 3" tall x 2" diameter with factory installed poly vinyl glides.



CABANA RECTANGLE



CABANA ROUND

ORDERING INFORMATION

- | | |
|--------------------------|--------------------------------|
| 1) Series Name | 5) Laminate / Veneer Selection |
| 2) Model Number | 6) Optional 2nd Laminate |
| 3) Quantity | 7) Optional Items |
| 4) Powder Coat Leg Color | |

CABANA SPECIFICATIONS

Table

Table core is CARB Phase I & Phase II Compliant. Laminate, wood veneer and phenolic backing are glued with water based adhesives.

Table Tops

ERG offers over 1000 standard laminate choices from Nevamar, Wilsonart, Formica and Pionite. Wood veneer in transparent stain colors and custom stain matching are also available. Solid Surface, 3Form Chroma and stone table tops will be quoted upon request.


Metal Legs

Legs are of 2" diameter 3" tall, round steel tubing. Legs are sandblasted prior to final powder coating in your choice of standard powder coat colors. Legs have a factory installed poly vinyl glide.

OPTIONS

- CODE: 2LC - 2 color laminate choices
- CODE: PC - Polished Chrome Legs
- CODE: WOD - Wood Legs.
- TABLE ACCESSORIES - Wire Management, Power & Communication Options - see Accessories section in price list or call for quote.


Note: Factory installed power/data available, see accessories section for details and pricing.



ELECTRICAL / DATA



CABANA OVAL TABLE



CABANA CORNER TABLE

Applies to:
CAB18D
CAB24D
CAB18S
CAB24S

MODEL / DESCRIPTION / LIST PRICING

CABANA OCCASIONAL TABLES

| | Model Number | Model Description | Table Top Size | Table Height | Table Shape | Shipping Weight | LAMINATE | WOOD VENEER |
|----------------|--------------|-------------------|----------------|--------------|-------------|-----------------|----------|-------------|
| | CAB18D | End table | 18" dia. | 17" | round | 40 lbs. | \$903 | \$1174 |
| | CAB24D | End table | 24" dia. | 17" | round | 50 lbs. | \$1013 | \$1318 |
| | CAB30D | Coffee table | 30" dia. | 17" | round | 60 lbs. | \$1187 | \$1542 |
| | CAB36D | Coffee table | 36" dia. | 17" | round | 80 lbs. | \$1355 | \$1761 |
| | CAB42D | Coffee table | 42" dia. | 17" | round | 90 lbs. | \$1512 | \$1966 |
| | CAB1427 | Table | 14" x 27" | 17" | rectangular | 40 lbs. | \$1250 | \$1624 |
| | CAB1827 | Table | 18" x 27" | 17" | rectangular | 45 lbs. | \$1271 | \$1652 |
| NEW | CAB1727-O | Table | 17" x 27" | 17" | oval | 45 lbs. | \$1218 | \$1583 |
| | CAB2234-O | Table | 22" x 34" | 17" | oval | 60 lbs. | \$1397 | \$1815 |
| | CAB18S | Coffee table | 18" x 18" | 17" | square | 50 lbs. | \$971 | \$1263 |
| | CAB24S | Coffee table | 24" x 24" | 17" | square | 60 lbs. | \$1187 | \$1542 |
| | CAB30S | Coffee table | 30" x 30" | 17" | square | 65 lbs. | \$1407 | \$1829 |
| | CAB36S | Coffee table | 36" x 36" | 17" | square | 90 lbs. | \$1565 | \$2034 |
| | CAB2448 | Coffee table | 24" x 48" | 17" | rectangular | 85 lbs. | \$1869 | \$2430 |
| | CAB3232 | Corner table | 32" x 32" | 17" | square | 85 lbs. | \$1638 | \$2129 |

OPTIONS

Add upcharge to list price and code to model number

| | | | | | |
|-----|---------------------------------|-------|-----|----------------------|---------------|
| 2LC | 2 Color Laminate option | \$175 | STH | Special Table Height | \$150 |
| PC | Polished Chrome legs - set of 4 | \$90 | WOD | Wood Legs | \$96 set of 4 |

CABANA PLUS OCCASIONAL TABLE

Cabana Plus occasional tables feature a distinct 45° chamfered top. All sides are covered with high pressure laminate. The Cabana Plus perfectly complements the Raven modular and other lounge series.



CABANA PLUS WITH TWO LAMINATE OPTION



CABANA PLUS SQUARE TOP 24" HEIGHT WITH STANDARD LAMINATE

ORDERING INFORMATION

- | | |
|--------------------------|--------------------------|
| 1) Series Name | 5) Laminate Selection |
| 2) Model Number | 6) Optional 2nd Laminate |
| 3) Quantity | 7) Optional Items |
| 4) Powder Coat Leg Color | |

OPTIONS

- CODE: 2LC - Two Color Laminate Choices
- CODE: PC - Polished Chrome Legs
- CODE: WOD - Wood Legs.
- TABLE ACCESSORIES – Wire Management, Power & Communication Options – see Accessories section in price list or call for quote.

CABANA SPECIFICATIONS

Table

Table core is CARB Phase I & Phase II Compliant. Laminate, wood veneer and phenolic backing are glued with water based adhesives.

Table Tops

ERG offers over 1000 standard laminate choices from Nevamar, Wilsonart, Formica and Pionite. Solid Surface, 3Form Chroma and stone table tops will be quoted upon request.

Metal Legs

Legs are of 2" diameter 3" tall, round steel tubing. Legs are sandblasted prior to final powder coating in your choice of standard powder coat colors. Legs have a factory installed poly vinyl glide.



ELECTRICAL / DATA

Note: Factory installed power/data available, see accessories section for details and pricing.



POWDER COAT LEGS



WOOD LEGS



2 COLOR LAMINATE (REVEAL)

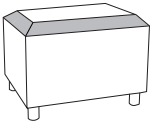
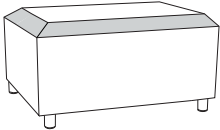


CABANA PLUS WITH TWO LAMINATE OPTION



CABANA PLUS RECTANGULAR TABLE
WITH STANDARD LAMINATE

MODEL / DESCRIPTION / LIST PRICING

| | Model Number | Model Description | Table Top Size | Table Height | Shape | Shipping Weight | LAMINATE |
|---|--------------|-------------------|----------------|--------------|-------------|-----------------|----------|
|  | CABP24S | Table | 24" x 24" | 17" | square | 60 lbs. | \$1467 |
| | CABP30S | Table | 30" x 30" | 17" | square | 65 lbs. | \$1698 |
| | CABP36S | Table | 36" x 36" | 17" | square | 90 lbs. | \$1864 |
|  | CABP1427 | Table | 14" x 27" | 17" | rectangular | 40 lbs. | \$1533 |
| | CABP1827 | Table | 18" x 27" | 17" | rectangular | 45 lbs. | \$1555 |
| | CABP2448 | Table | 24" x 48" | 17" | rectangular | 85 lbs. | \$2183 |
| | CABP3648 | Table | 36" x 48" | 17" | rectangular | 95 lbs. | \$2310 |



RAVEN MODULAR WITH CABANA PLUS RECTANGULAR AND CORNER TABLES

OPTIONS

Add upcharge to list price and code to model number

| | | | | | |
|-----|---------------------------------|-------|-----|----------------------|---------------|
| 2LC | 2 Color Laminate option | \$175 | STH | Special Table Height | \$150 |
| PC | Polished Chrome legs - set of 4 | \$90 | WOD | Wood Legs | \$96 set of 4 |



CABANA PLUS SQUARE TOP 24" HEIGHT
WITH STANDARD LAMINATE



CABANA PLUS SQUARE TOP 30" HEIGHT
WITH TWO LAMINATE OPTION

MODEL / DESCRIPTION / LIST PRICING

| | Model Number | Model Description | Table Top Size | Table Height | Shape | Shipping Weight | LAMINATE |
|--|--------------|--------------------------------|----------------|--------------|-------------|-----------------|----------|
| | CABP1818 | Console | 18" x 18" | 24" | square | 45 lbs. | \$1465 |
| | CABP1824 | Console | 18" x 24" | 24" | rectangular | 45 lbs. | \$1675 |
| | CABP2020 | Console | 20" x 20" | 30" | square | 65 lbs. | \$1691 |
| | CABP2424 | Console | 24" x 24" | 30" | square | 65 lbs. | \$1890 |
| | CABP3232 | Corner Table | 32" x 32" | 17" | square | 55 lbs. | \$1964 |
| | | | | | | | |
| <p>CABANA PLUS CORNER TABLE WITH TWO LAMINATE OPTION</p> | | <p>CORNER TABLE DIMENSIONS</p> | | | | | |

NOTE: The Cabana Plus perfectly complements the Raven modular and lounge series.

OPTIONS

Add upcharge to list price and code to model number

| | | | | | |
|-----|---------------------------------|-------|-----|----------------------|---------------|
| 2LC | 2 Color Laminate option | \$175 | STH | Special Table Height | \$150 |
| PC | Polished Chrome legs - set of 4 | \$90 | WOD | Wood Legs | \$96 set of 4 |

NEW



CAPRI OCCASIONAL TABLE

Capri is the perfect portable tablet for many environments, including healthcare. Laminate tablet top mounted to solid steel base with 1.25" dia. steel tubing.



LAMINATE TOP WITH EXPOSED WOOD EDGE

ORDERING INFORMATION

- 1) Series Name
- 2) Model Number
- 3) Quantity
- 4) Frame Finish
- 5) Top Selection
- 6) Table Shape

CAPRI SPECIFICATIONS

Table Tops

Table tops offered for the Capri include Laminate/Veneer with exposed edge or Solid Surface.

Frame

The Capri features a fully welded 1.25" dia. steel tube column with a solid steel base.

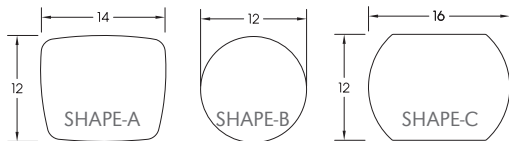
Glides

Factory installed adjustable steel glides.

TABLE SHAPES

Choose from 3 Tablet Shapes::

Tables are available in 3 shapes, choose from the three shapes shown and specify; A, B or C when ordering.



Note:

- Tablet orders of 5 or less - choice of 3 standard laminate colors: Wilsonart Black or Frosty White and Nevamar Silver Alu Metalx.
- Tablet orders of 6 or more - any choice standard laminate colors.

COLORS / FINISHES

Veneer

Maple veneer top with exposed multi-ply edge in standard transparent wood stain colors.

Laminate

Standard laminate top with exposed multi-ply edge available in:
Wilsonart Black,
Wilsonart Frosty White
Nevamar Silver Alu Metalx

Solid Surface

Stock solid surface top is available in:
Wilsonart Solid Surface Coconut
Corian Bronzite.

Other Laminates and surfaces available with minimum quantities.

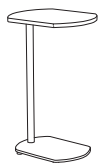
Base:

Available in standard powder coat colors.

OPTIONS

- CODE: LAM5 - Non-standard laminate for 5 or less tablets see options for upcharge

MODEL / DESCRIPTION / LIST PRICING



| Model Number | Model Description | Table Height | Shipping Weight | MULTI-PLY LAMINATE TOP | VENEER TOP | SOLID SURFACE TOP |
|--------------|-----------------------|--------------|-----------------|------------------------|------------|-------------------|
| CAP101 | Portable Tablet Table | 26" | 28 lbs. | \$645 | \$714 | \$1111 |

OPTIONS

Add upcharge to list price and code to model number

| | | |
|------|---|------------------|
| LAM5 | Non-standard laminate (5 tablets or less) | \$250 ea. tablet |
|------|---|------------------|

CAYMAN OCCASIONAL TABLE

The Cayman Table Series feature a brushed stainless steel X-base which complements our Island Chair Collection.



SQUARE END TABLE



4" CORNER RADIUS



OVAL END TABLE

ORDERING INFORMATION

- | | |
|-------------------------------|--|
| 1) Series Name | 6) Edge Table Style Code and Color |
| 2) Model Number | 7) Wood Species |
| 3) Size | 8) Wood Stain Color |
| 4) Quantity | 9) Optional Items |
| 5) Laminate Selection and No. | 10) Solid Surface Available. Please Call |

CAYMAN/ISLAND TABLE BASE SPECIFICATIONS

Café

Table Height Standard is 29" to 30" (cafe) or 42" (bar height) but may vary depending on table top specified.

Occasional Table

Table Height Table height is 17" and 22"

- Column**
- 2.5" dia. tubing - 20" and 24" inch bases
 - 3" dia. tubing - 28" and 32" inch bases
 - Steel tubing welded to top plate

Base Brushed Stainless Steel – 20", 24", 28" and 30" X-base spreads.

Glides Adjustable glides

Metal Type Stainless Steel

Assembly Top plate is welded to the vertical column and the vertical column is bolted to the Finish Brushed Stainless Steel 4-Star Base.

TABLE TOP SPECIFICATIONS

Table Tops

Table top core is CARB Phase I & Phase II Compliant. Laminate, wood veneer and phenolic backing are glued with water based adhesives.

FINISHES

Laminate/Veneer Selections

ERG offers over 1000 standard laminate choices from Nevamar, Wilsonart, Formica and Pionite. Wood veneer is available in transparent stain colors - custom stain matching available.

Edge Selections:

ERG offers a wide variety of table top edge materials including PVC, wood, aluminum, resin and laminate.

Special Edge Note: When ganging or butting tables together, ERG recommends using 3mm flat edge or flat wood edge. Square tables using PVC T-edge will have a 2" radius on all corners.

OPTIONS

- CODE: SF - Powder Coat finish in choice of standard powder coat colors.



GLIDE DETAIL



30" ROUND END TABLE




OVAL END TABLE

Features: Fixed Base

MODEL / DESCRIPTION / LIST PRICING

CAYMAN/ISLAND OCCASIONAL TABLES

| | Model Number | Model Description | Table Top Size | Table Height | Table Shape | Shpg. Wght. | LAMINATE TOP EDGE 2B OR 3A | VENEER TOP EDGE 8G | SOLID SURFACE TOP |
|--|--------------|-------------------|----------------|--------------|-------------|-------------|-------------------------------|-----------------------|----------------------|
|  | 8650 | End Table | 20" dia. | 17" | round | 35 lbs. | \$780 | \$811 | CALL |
| | 8651 | End Table | 24" dia. | 17" | round | 40 lbs. | \$803 | \$836 | CALL |
| | 8652 | End Table | 30" dia. | 17" | round | 45 lbs. | \$827 | \$860 | CALL |
| | 8653 | End Table | 36" dia. | 17" | round | 50 lbs. | \$860 | \$894 | CALL |
| | 8654 | End Table | 20" dia. | 22" | round | 35 lbs. | \$798 | \$827 | CALL |
| | 8655 | End Table | 24" dia. | 22" | round | 40 lbs. | \$822 | \$855 | CALL |
| | 8656 | End Table | 30" dia. | 22" | round | 45 lbs. | \$847 | \$880 | CALL |
| | 8657 | End Table | 36" dia. | 22" | round | 50 lbs. | \$881 | \$909 | CALL |
|  | 8668 | End Table | 20" x 30" | 17" | oval | 45 lbs. | \$832 | \$865 | CALL |
| | 8669 | End Table | 20" x 36" | 17" | oval | 50 lbs. | \$884 | \$919 | CALL |
| | 8670 | End Table | 20" x 42" | 17" | oval | 55 lbs. | \$983 | \$1023 | CALL |
| | 8671 | End Table | 20" x 30" | 22" | oval | 47 lbs. | \$851 | \$884 | CALL |
| | 8672 | End Table | 20" x 36" | 22" | oval | 52 lbs. | \$912 | \$949 | CALL |
| | 8673 | End Table | 20" x 42" | 22" | oval | 55 lbs. | \$1011 | \$1052 | CALL |

Features: Brushed Stainless Steel Base and Column

OPTIONS

Add upcharge to list price and code to model number

| | | |
|----|------------------------------|------|
| SF | Powder Coat Color (per base) | \$60 |
|----|------------------------------|------|




28" SQUARE END TABLE



4" RADIUS CORNER
END TABLE

MODEL / DESCRIPTION / LIST PRICING

CAYMAN/ISLAND OCCASIONAL TABLES

| | Model Number | Model Description | Table Top Size | Table Height | Table Shape | Shpg. Wght. | LAMINATE TOP EDGE 2B OR 3A | VENEER TOP EDGE 8G | SOLID SURFACE TOP |
|---|--------------|-------------------|----------------|--------------|-------------|-------------|-------------------------------|-----------------------|----------------------|
|  | 8660 | End Table | 20" x 20" | 17" | square | 45 lbs. | \$780 | \$811 | CALL |
| | 8661 | End Table | 24" x 24" | 17" | square | 50 lbs. | \$803 | \$836 | CALL |
| | 8662 | End Table | 30" x 30" | 17" | square | 55 lbs. | \$827 | \$860 | CALL |
| | 8663 | End Table | 20" x 20" | 22" | square | 47 lbs. | \$798 | \$827 | CALL |
| | 8664 | End Table | 24" x 24" | 22" | square | 52 lbs. | \$822 | \$855 | CALL |
| | 8665 | End Table | 30" x 30" | 22" | square | 55 lbs. | \$847 | \$880 | CALL |

| | Model Number | Model Description | Table Top Size | Table Height | Table Shape | Shpg. Wght. | LAMINATE TOP EDGE 2B OR 3A | VENEER TOP EDGE 8G | SOLID SURFACE TOP |
|---|--------------|-------------------|----------------|--------------|------------------|-------------|-------------------------------|-----------------------|----------------------|
|  | 8674 | End Table | 20" x 20" | 17" | 4" radius square | 45 lbs. | \$827 | \$859 | CALL |
| | 8675 | End Table | 24" x 24" | 17" | 4" radius square | 50 lbs. | \$852 | \$886 | CALL |
| | 8676 | End Table | 30" x 30" | 17" | 4" radius square | 55 lbs. | \$877 | \$911 | CALL |
| | 8677 | End Table | 20" x 20" | 22" | 4" radius square | 47 lbs. | \$837 | \$869 | CALL |
| | 8678 | End Table | 24" x 24" | 22" | 4" radius square | 52 lbs. | \$863 | \$896 | CALL |
| | 8679 | End Table | 30" x 30" | 22" | 4" radius square | 55 lbs. | \$888 | \$923 | CALL |

Features: Brushed Stainless Steel Base and Column

OPTIONS

Add upcharge to list price and code to model number

| | | |
|----|------------------------------|------|
| SF | Powder Coat Color (per base) | \$60 |
|----|------------------------------|------|

CODY OCCASIONAL TABLE

Cody Occasional Table built with your choice of laminate, wood veneer, stone, chroma or solid surface top on a welded 0.875" diameter steel tube frame.



ORDERING INFORMATION

- | | |
|-----------------|--------------------------------|
| 1) Series Name | 4) Frame Finish |
| 2) Model Number | 5) Laminate / Veneer Selection |
| 3) Quantity | 6) Optional Items |

CODY SPECIFICATIONS

Table

Table top is CARB Phase I & Phase II Compliant. Laminate, wood veneer and phenolic backing are glued with water based adhesives. Table Top is 0.75" thick.

Table Tops

ERG offers over 1000 standard laminate choices from Nevamar, Wilsonart, Formica and Pionite. Wood veneer in transparent stain colors and custom stain matching are also available. Solid Surface, 3Form Chroma and stone table tops will be quoted upon request.

Frame

The Cody features a welded 0.875" 14-gauge diameter steel tube frame. Frames are sandblasted prior to final powder coating in your choice of standard powder coat colors. Available in optional polished chrome.

Glides

Factory installed adjustable steel glides.



CODY RECTANGLE COFFEE TABLE



CODY ROUND COFFEE TABLE



CODY SQUARE END TABLE



CODY ROUND END TABLE

MODEL / DESCRIPTION / LIST PRICING

CODY OCCASIONAL TABLES

| | Model Number | Model Description | Table Top Size | Table Height | Table Shape | Shipping Weight | LAMINATE TOP EDGE 2B OR 3A | VENEER TOP EDGE 8G |
|--|---------------|-------------------|----------------|--------------|-------------|-----------------|-------------------------------|-----------------------|
| | COD102 | End Table | 24" dia. | 17" | round | 40 lbs. | \$780 | \$964 |
| | COD104 | End Table | 28" dia. | 17" | round | 50 lbs. | \$832 | \$1016 |
| | COD106 | End Table | 24" dia. | 22" | round | 40 lbs. | \$799 | \$1021 |
| | COD108 | End Table | 28" dia. | 22" | round | 45 lbs. | \$851 | \$1077 |
| | COD110 | End Table | 20 x 20" | 17" | square | 45 lbs. | \$813 | \$1092 |
| | COD112 | End Table | 24 x 24" | 17" | square | 60 lbs. | \$846 | \$1125 |
| | COD114 | End Table | 28 x 28" | 17" | square | 60 lbs. | \$884 | \$1068 |
| | COD116 | End Table | 20 x 20" | 22" | square | 80 lbs. | \$832 | \$1111 |
| | COD118 | End Table | 24 x 24" | 22" | square | 90 lbs. | \$865 | \$1143 |
| | COD120 | End Table | 28 x 28" | 22" | square | 90 lbs. | \$894 | \$1077 |
| | COD122 | Coffee Table | 36" dia. | 17" | round | 60 lbs. | \$903 | \$1087 |
| | COD124 | Coffee Table | 42" dia. | 17" | round | 60 lbs. | \$941 | \$1125 |
| | COD126 | Coffee Table | 36" dia. | 22" | round | 60 lbs. | \$931 | \$1158 |
| | COD128 | Coffee Table | 42" dia. | 22" | round | 60 lbs. | \$979 | \$1205 |
| | COD130 | Coffee Table | 48" x 24" | 17" | rectangular | 45 lbs. | \$1158 | \$1436 |
| | COD132 | Coffee Table | 60" x 24" | 17" | rectangular | 60 lbs. | \$1323 | \$1602 |
| | COD134 | Coffee Table | 48" x 24" | 22" | rectangular | 60 lbs. | \$1181 | \$1366 |
| | COD136 | Coffee Table | 60" x 24" | 22" | rectangular | 60 lbs. | \$1370 | \$1650 |

NO POLISHED CHROME

CORSA SERIES

Corsa Series has a round cast iron base with a stainless steel cover. This series is an ERG special economically priced offering.



SOLID SURFACE SQUARE TOP CORSA
SIDE TABLE



LAMINATE ROUND TOP CORSA W/
WHITE POWDER COAT FINISH BASE



4" RADIUS CORNER TOP
SIDE TABLE

ORDER INFORMATION

- | | |
|-----------------|-------------------------------|
| 1) Series Name | 6) Laminate Selection and No. |
| 2) Model Number | 7) Edge Style Code and Color |
| 3) Size | 8) Wood Species |
| 4) Quantity | 9) Wood Stain Color |
| 5) Base Finish | 10) Optional Items |

CORSA OCCASIONAL TABLE BASE SPECIFICATIONS

Corsa Base

- Table Height** Available table height is 17" to 22".
- Column** 3" diameter stainless steel #201.
- Base** Stainless steel #201. Base spread is 17", 22", 28".
- Glides** Adjustable glides
- Assembly** Base mounts to tabletop with 1/4-20 x 1" machine screws into metal inserts in top.
NO WOOD SCREWS ARE USED.

TABLE TOP SPECIFICATIONS

Table Tops

Table top core is CARB Phase I & Phase II Compliant. Laminate, wood veneer and phenolic backing are glued with water based adhesives.

FINISHES

Table Base

Stainless steel #201 finish is standard. Optional standard powder coat colors are available.

Laminate/Veneer Selections

ERG offers over 1000 standard laminate choices from Nevamar, Wilsonart, Formica and Pionite. Wood veneer is available in transparent stain colors - custom stain matching available.

Special Edge Note:

Square tables using PVC T-edge will have a 2" radius on all corners. We also offer 4" radius corners.

OPTIONS

- CODE: SF - Powder Coat finish in choice of standard powder coat colors.

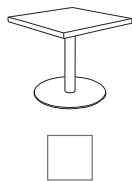
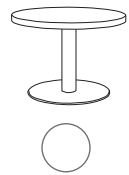


KRYSTALCAST ROUND TOP
CORSA SIDE TABLE



SOLID SURFACE SQUARE TOP
CORSA SIDE TABLE

ROUND AND SQUARE TOP



| Model Number | Model Description | Table Top Size | Table Height | Table Shape | Shpg. Wght. | LAMINATE TOP EDGE 2B OR 3A | VENEER TOP EDGE 8G | SOLID SURFACE TOP |
|--------------|-------------------|----------------|--------------|-------------|-------------|-------------------------------|-----------------------|----------------------|
| 7301 | End Table | 20" dia. | 17" | round | 35 lbs. | \$827 | \$868 | CALL |
| 7302 | End Table | 24" dia. | 17" | round | 40 lbs. | \$861 | \$911 | CALL |
| 7303 | End Table | 30" dia. | 17" | round | 45 lbs. | \$882 | \$935 | CALL |
| 7304 | End Table | 36" dia. | 17" | round | 50 lbs. | \$916 | \$970 | CALL |
| 7305 | End Table | 20" dia. | 22" | round | 35 lbs. | \$839 | \$889 | CALL |
| 7306 | End Table | 24" dia. | 22" | round | 40 lbs. | \$872 | \$924 | CALL |
| 7307 | End Table | 30" dia. | 22" | round | 45 lbs. | \$894 | \$947 | CALL |
| 7308 | End Table | 36" dia. | 22" | round | 50 lbs. | \$926 | \$982 | CALL |
| 7309 | End Table | 20" x 20" | 17" | square | 45 lbs. | \$839 | \$889 | CALL |
| 7310 | End Table | 24" x 24" | 17" | square | 50 lbs. | \$872 | \$924 | CALL |
| 7311 | End Table | 30" x 30" | 17" | square | 55 lbs. | \$894 | \$947 | CALL |
| 7312 | End Table | 36" x 36" | 17" | square | 55 lbs. | \$916 | \$970 | CALL |
| 7313 | End Table | 20" x 20" | 22" | square | 47 lbs. | \$849 | \$901 | CALL |
| 7314 | End Table | 24" x 24" | 22" | square | 52 lbs. | \$882 | \$935 | CALL |
| 7315 | End Table | 30" x 30" | 22" | square | 55 lbs. | \$904 | \$959 | CALL |
| 7316 | End Table | 36" x 36" | 22" | square | 55 lbs. | \$937 | \$982 | CALL |

OPTIONS

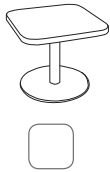
Add upcharge to list price and code to model number

| | | |
|----|------------------------------|------|
| SF | Powder Coat Color (per base) | \$60 |
|----|------------------------------|------|



4" RADIUS CORNER TOP
SIDE TABLE

4" RADIUS CORNER EDGE



| Model Number | Model Description | Table Top Size | Table Height | Table Shape | Shpg. Wght. | LAMINATE TOP EDGE 2B OR 3A | VENEER TOP EDGE 8G | SOLID SURFACE TOP |
|--------------|-------------------|----------------|--------------|---------------|-------------|-------------------------------|-----------------------|----------------------|
| 7317 | End Table | 20" dia. | 17" | radius corner | 35 lbs. | \$877 | \$929 | CALL |
| 7318 | End Table | 24" dia. | 17" | radius corner | 40 lbs. | \$911 | \$966 | CALL |
| 7319 | End Table | 30" dia. | 17" | radius corner | 45 lbs. | \$935 | \$990 | CALL |
| 7320 | End Table | 36" dia. | 17" | radius corner | 50 lbs. | \$970 | \$1028 | CALL |
| 7321 | End Table | 20" x 20" | 22" | square | 47 lbs. | \$901 | \$956 | CALL |
| 7322 | End Table | 24" x 24" | 22" | square | 52 lbs. | \$935 | \$990 | CALL |
| 7323 | End Table | 30" x 30" | 22" | square | 55 lbs. | \$959 | \$1016 | CALL |
| 7324 | End Table | 36" x 36" | 22" | square | 55 lbs. | \$981 | \$1041 | CALL |

OPTIONS

Add upcharge to list price and code to model number

| | | |
|----|------------------------------|------|
| SF | Powder Coat Color (per base) | \$60 |
|----|------------------------------|------|



CUBE OCCASIONAL TABLE


Cube Occasional Tables features covered top and laminate sides. Offsetting to 2 different color laminates and a recessed base can give you various combinations.



OVAL TABLE



ROUND TABLE WITH WOOD INLAY
TOP EDGE AND RECESSED BASE



SQUARE END TABLE

ORDERING INFORMATION

- 1) Series Name
- 2) Model Number
- 3) Quantity
- 4) Laminate Name & Number
- 5) Optional Items

CUBE PLUS SPECIFICATIONS

Table

Tables are covered top and sides with high pressure laminate, or choose Optional Two Different Color Laminates: top portion of table (& recessed base) in one color, sides of table in another color.

Table Tops

ERG offers over 1000 standard laminate choices from Nevamar, Wilsonart, Formica and Pionite. Wood veneer in transparent stain colors and custom stain matching are also available. Solid Surface, 3Form Chroma and stone table tops will be quoted upon request

Glides

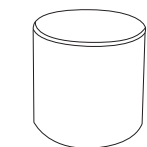
Four factory installed steel glides.

OPTIONS

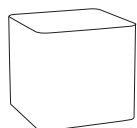
- CODE: 2LC - Two Color Laminate Choices - top portion of table (& recessed base) in one color, sides of table in another color.
- CODE: STH - Special Table Height
- CODE: RB - Recessed Base
- Cube Plus is also available in 29" height for display table. Call ERG for quote.
- TABLE ACCESSORIES – Wire Management, Power & Communication Options – see Accessories section in price list or call for quote.

MODEL / DESCRIPTION / LIST PRICING

CUBE PLUS OCCASIONAL TABLES



SHOWN WITH
SOLID SURFACE TOP



LAMINATE TOP

| Model Number | Model Description | Table Top Size | Table Height | Table Shape | Shipping Weight. | LAMINATE |
|--------------|-------------------|----------------|--------------|-------------|------------------|----------|
| 149A-17 | End Table | 18" dia. | 17" | round | 29 lbs. | \$952 |
| 149A-24 | End Table | 18" dia. | 24" | round | 36 lbs. | \$1203 |
| 149L-17 | End Table | 24" dia. | 17" | round | 35 lbs. | \$1053 |
| 149L-24 | End Table | 24" dia. | 24" | round | 39 lbs. | \$1286 |
| 149G-17 | End Table | 30" dia. | 17" | round | 109 lbs. | \$1221 |
| 149G-24 | End Table | 30" dia. | 24" | round | 119 lbs. | \$1405 |
| 149i-17 | End Table | 36" dia. | 17" | round | 121 lbs. | \$1470 |
| 149i-24 | End Table | 36" dia. | 24" | round | 129 lbs. | \$1907 |
| 149C-17 | End Table | 18 x 18" | 17" | square | 40 lbs. | \$1072 |
| 149C-24 | End Table | 18 x 18" | 24" | square | 43 lbs. | \$1206 |



ROUND END TABLE



SQUARE TABLE WITH
CORIAN TOP

MODEL / DESCRIPTION / LIST PRICING

CUBE PLUS OVAL OCCASIONAL TABLES

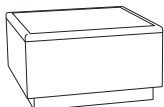


| Model Number | Model Description | Table Top Size | Table Height | Table Shape | Shipping Weight | LAMINATE | WOOD VENEER |
|--------------|-------------------|----------------|--------------|-------------|-----------------|----------|-------------|
| 149-OV18 | Table | 18" x 27" | 17" | oval | 45 lbs. | \$1281 | \$1665 |
| 149-OV22 | Table | 22" x 34" | 17" | oval | 60 lbs. | \$1407 | \$1829 |

CUBE PLUS OCCASIONAL TABLES - 1.25" WOOD INLAY TOP EDGE, RECESSED BASE



| Model Number | Model Description | Table Top Size | Table Height | Table Shape | Shipping Weight | LAMINATE |
|--------------|-------------------|----------------|--------------|-------------|-----------------|----------|
| 3678 | Round Table | 24" dia | 17" | round | 78 lbs. | \$1636 |
| 3679 | Round Table | 28" dia | 17" | round | 90 lbs. | \$1747 |
| 3691 | Round Table | 30" dia | 17" | round | 70 lbs. | \$1852 |
| 3692 | Round Table | 36" dia | 17" | round | 90 lbs. | \$1985 |



| | | | | | | |
|------|--------------|-----------|-----|--------|----------|--------|
| 3680 | Square Table | 24" x 24" | 17" | square | 102 lbs. | \$1633 |
| 3681 | Square Table | 28" x 28" | 17" | square | 115 lbs. | \$1844 |
| 3693 | Square Table | 36" x 36" | 17" | square | 130 lbs. | \$2016 |

*Note on Models 3678 - 3693 "STH" option and additional charge will not apply on 16"-18" table height requests.

Cube Plus with Wood Inlay
AVAILABLE IN ROUND AND SQUARE TABLES



Top and base covered in laminate.
1.25" waterfall edge in solid maple wood inlay.

Optional 2 laminates:
choose a laminate for top and recessed base and a different color laminate for sides.

OPTIONS

Add upcharge to list price and code to model number

| | | |
|-----|--|-------|
| 2LC | Two Laminate Color Choices - add to list price | \$175 |
| RB | Recessed Base | \$150 |

| | | |
|------|------------------------------------|-------|
| STH | Special Table Height less than 22" | \$150 |
| STH+ | Special Table Height over 22" | \$225 |

DION OCCASIONAL TABLE

Jackson / Dion Occasional Table features a 1.25" thick table top

- rectangular steel tubed crossed table frame
- standard powder coat finish.



SQUARE END TABLE



ROUND END TABLE

ORDERING INFORMATION

- | | |
|-----------------|---------------------------|
| 1) Series Name | 4) Laminate Name & Number |
| 2) Model Number | 5) Edge Selection |
| 3) Quantity | 6) Optional Items |

DION SPECIFICATIONS

Table Frame

Table frame is made of formed and welded 14 gauge steel 0.75" x 1.5" rectangular steel tubing with welded metal brackets for attaching tops. Frames are sandblasted and finished in your choice of standard powder coat colors or optional polished chrome. Product shipped completely assembled and ready for use.

Table Tops/Solid Surface

Laminate tops are 1.25" thick, finished with high pressure laminate.

Solid Surface and Corian table tops will be quoted upon request.

Laminate

ERG offers over 1000 standard laminate choices from Nevamar, Wilsonart, Formica and Pionite.

Glides

Four factory installed polyvinyl glides.

OPTIONS



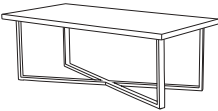
- CODE: PC - Polished Chrome Frame



RECTANGULAR COFFEE TABLE

MODEL / DESCRIPTION / LIST PRICING

DION /JACKSON OCCASIONAL TABLES

| | Model Number | Model Description | Table Top Size | Table Height | Table Top Shape | Shipping Weight | LAMINATE TOP EDGE 2B OR 3A | WOOD VENEER TOP EDGE 8G |
|--|--|-------------------|----------------|--------------|-----------------|-----------------|-------------------------------|----------------------------|
|  | 111 DION | End Table | 20" dia. | 17" | round | 29 lbs. | \$971 | \$1030 |
| | 112 DION | End Table | 24" dia. | 17" | round | 36 lbs. | \$1058 | \$1121 |
| | 113 DION | End Table | 28" dia. | 17" | round | 43 lbs. | \$1276 | \$1352 |
| | 129 DION | End Table | 36" dia. | 17" | round | 50 lbs. | \$1428 | \$1513 |
| | 114 DION | End Table | 20" dia. | 22" | round | 29 lbs. | \$1153 | \$1222 |
| | 115 DION | End Table | 24" dia. | 22" | round | 36 lbs. | \$1239 | \$1314 |
| | 116 DION | End Table | 28" dia. | 22" | round | 43 lbs. | \$1297 | \$1374 |
| | 127 DION | End Table | 36" dia. | 22" | round | 50 lbs. | \$1449 | \$1535 |
|  | 117 DION | End Table | 20" x 20" | 17" | square | 29 lbs. | \$1044 | \$1107 |
| | 118 DION | End Table | 24" x 24" | 17" | square | 36 lbs. | \$1071 | \$1135 |
| | 119 DION | End Table | 28" x 28" | 17" | square | 43 lbs. | \$1221 | \$1295 |
| | 120 DION | End Table | 20" x 20" | 22" | square | 29 lbs. | \$1112 | \$1179 |
| | 121 DION | End Table | 24" x 24" | 22" | square | 36 lbs. | \$1160 | \$1230 |
| | 122 DION | End Table | 28" x 28" | 22" | square | 43 lbs. | \$1262 | \$1338 |
| | 128 DION | End Table | 36 x 36" | 22" | square | 49 lbs. | \$1418 | \$1502 |
| |  | 123 DION | Coffee Table | 24" x 48" | 17" | rectangular | 79 lbs. | \$1722 |
| 124 DION | | Coffee Table | 24" x 60" | 17" | rectangular | 88 lbs. | \$1827 | \$1936 |
| 125 DION | | Coffee Table | 24" x 48" | 22" | rectangular | 79 lbs. | \$1780 | \$1886 |
| 126 DION | | Coffee Table | 24" x 60" | 22" | rectangular | 88 lbs. | \$1885 | \$1997 |

OPTIONS

Add upcharge to list price and code to model number

| | | |
|----|-----------------------|-------|
| PC | Polished Chrome Frame | \$285 |
|----|-----------------------|-------|

NEW

DUNCAN OCCASIONAL TABLE

Duncan Occasional Tables features laminated covered top and sides. Choose 2 different colors for an offset appearance. Metal legs are 8.25" tall, triangular with factory installed poly vinyl glides.



DUNCAN END TABLE



ROUND COFFEE TABLE

ORDERING INFORMATION

- | | |
|--------------------------|--------------------------------|
| 1) Series Name | 5) Laminate / Veneer Selection |
| 2) Model Number | 6) Optional 2nd Laminate |
| 3) Quantity | 7) Optional Items |
| 4) Powder Coat Leg Color | |

CABANA SPECIFICATIONS

Table

Table core is CARB Phase I & Phase II Compliant. Laminate and phenolic backing are glued with water based adhesives.

Table Finish

Covered top and sides with high pressure laminate, or choose Optional 2 Different Color laminates.

Laminate Selections

ERG offers over 1000 standard laminate choices from Nevamar, Wilsonart, Formica and Pionite. Solid Surface Corian overlay top tables will be quoted upon request.

Metal Legs

Legs are of tapered triangular metal and are 8.25" tall. Legs are sandblasted prior to final powder coating in your choice of standard powder coat colors. Legs have a factory installed poly vinyl glide. Optional polished chrome is available.

OPTIONS

- CODE: 2LC - 2 different color laminates
- CODE: PC - Polished Chrome Legs
- CODE: WOD - 3 or 4 Wood Legs
- TABLE ACCESSORIES - Wire Management, Power & Communication Options - see Accessories section in price list or call for quote.



POLISHED CHROME LEGS



ELECTRICAL / DATA


Note: Factory installed power/data available, see accessories section for details and pricing.



END TABLE



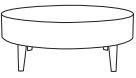




ROUND COFFEE TABLE




MODEL / DESCRIPTION / LIST PRICING

DUNCAN / MALIBU OCCASIONAL TABLES

| | Model Number | Model Description | Table Top Size | Legs | Table Height | Table Shape | Shipping Weight. | LAMINATE | VENEER |
|---|--------------|-------------------|-----------------|--------|--------------|-------------|------------------|----------|--------|
|  | 3954 | End Table | 18" dia. | 3 legs | 18" | round | 38 lbs. | \$1176 | \$1261 |
|  | 3955 | End Table | 18" x 18" sq. | 4 legs | 18" | square | 48 lbs. | \$1260 | \$1386 |
| | 3956 | End Table | 14" x 27" rect. | 4 legs | 18" | rectangle | 48 lbs. | \$1365 | \$1502 |
|  | 3957 | Coffee Table | 24" dia. | 4 legs | 18" | round | 42 lbs. | \$1360 | \$1494 |
| | 3958 | Coffee Table | 30" dia. | 4 legs | 18" | round | 45 lbs. | \$1428 | \$1571 |
| | 3959 | Coffee Table | 36" dia. | 4 legs | 18" | round | 56 lbs. | \$1491 | \$1638 |
|  | 3960 | Coffee Table | 30" x 30" sq. | 4 legs | 18" | square | 62 lbs. | \$1460 | \$1586 |
| | 3961 | Coffee Table | 36" x 36" sq. | 4 legs | 18" | square | 70 lbs. | \$1517 | \$1645 |
|  | 3962 | 20° Curved Wedge | 23" x 28" wedge | 4 legs | 18" | wedge | 70 lbs. | \$992 | \$1042 |

Please specify placement of electrical box for upholstered units or occasional tables
On rectangular coffee tables, please specify electrical placement on long side or short side




OPTIONS

Add upcharge to list price and code to model number

| | | |
|-----|-------------------------|--------------|
| 2LC | 2 Color Laminate option | \$125 |
| PC | Polished Chrome Legs | \$35 per leg |



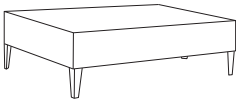
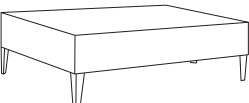
| | | |
|-----|-------------|------|
| WOD | 4 Wood Legs | \$96 |
| WOD | 3 Wood Legs | \$72 |



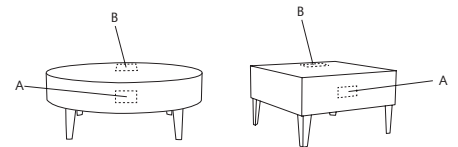
RECTANGLE COFFEE TABLE

MODEL / DESCRIPTION / LIST PRICING

DUNCAN / MALIBU OCCASIONAL TABLES

| | Model Number | Model Description | Table Top Size | Legs | Table Height | Table Shape | Shipping Weight. | LAMINATE | VENEER |
|---|--------------|-------------------|----------------|--------|--------------|-------------|------------------|----------|--------|
|  | 3963 | Coffee Table | 24" x 42" | 4 legs | 18" | rectangle | 47 lbs. | \$1427 | \$1498 |
|  | 3964 | Coffee Table | 24" x 60" | 4 legs | 18" | rectangle | 52 lbs. | \$1647 | \$1729 |
|  | 3965 | Coffee Table | 30" x 42" | 4 legs | 18" | rectangle | 57 lbs. | \$1647 | \$1729 |
|  | 3966 | Coffee Table | 30" x 60" | 4 legs | 18" | rectangle | 65 lbs. | \$1868 | \$1960 |

Please specify placement of electrical box for upholstered units or occasional tables
On rectangular coffee tables, please specify electrical placement on long side or short side



OPTIONS

Add upcharge to list price and code to model number

| | | | | | |
|-----|-------------------------|--------------|-----|-------------|------|
| 2LC | 2 Color Laminate option | \$125 | WOD | 4 Wood Legs | \$96 |
| PC | Polished Chrome Legs | \$35 per leg | WOD | 3 Wood Legs | \$72 |

ELLIOT OCCASIONAL TABLE

Elliot Series features four wood legs with metal grids. Choose from our large selection of laminate or wood veneer tops.



OCCASIONAL TABLE
TWO BASE MEDIUM WALNUT BASE WITH METAL GRID

**Wood Stain
Leg Finish**



ULTRA CLEAR MAPLE



MEDIUM WALNUT

ORDERING INFORMATION

- | | |
|--------------------------------|-------------------------------|
| 1) Series Name | 5) Edge Selection |
| 2) Model Number | 6) Grid Metal Selection Color |
| 3) Quantity | 7) Exposed Stained Edge Color |
| 4) Laminate / Veneer Selection | 8) Leg Stain |

ELLIOT SPECIFICATIONS

Table Top

Laminate tops are available in 3/4" thick exposed multi-ply or 3mm edge. Table top core is CARB Phase I & Phase II Compliant. Laminate, wood veneer and phenolic backing are glued with water based adhesives.

Cafe Table Base

Tapered round stained wood legs in beech. Diameter leg is 1.5". Table base has four to eight legs with metal grids.

Metal grid standard in polished chrome.

FINISHES

Laminate/Veneer Selections

ERG offers over 1000 standard laminate choices from Nevamar, Wilsonart, Formica and Pionite. Wood veneer is available in transparent stain colors - custom stain matching available.

Edge Finish:

3mm or exposed multi-ply (natural stain)

OPTIONS

- CODE: SFG-T - Powder Coat Color - Metal Grid (Black gloss or white)



ELLIOT OCCASIONAL TABLE



THREE BASE ELLIOT OCCASIONAL TABLE



SINGLE ROUND TABLE
ULTRA CLEAR MAPLE LEGS



SINGLE 4" RADIUS CORNER TABLE
MEDIUM WALNUT LEGS

MODEL / DESCRIPTION / LIST PRICING

ELLIOT OCCASIONAL SINGLE TABLES | ROUND



| Model Number | Model Description | Table Top Size | Table Height | Table Shape | Shpg. Wght. | 2B, 4B LAMINATE TOP | 8G WOOD VENEER TOP |
|--------------|-------------------|----------------|--------------|-------------|-------------|---------------------|--------------------|
| OELL24D | Table | 24" Dia | 17" | round | 40 lbs. | \$581 | \$638 |
| OELL30D | Table | 30" Dia | 17" | round | 45 lbs. | \$684 | \$752 |

ELLIOT OCCASIONAL SINGLE TABLES | 4" RADIUS CORNER



| Model Number | Model Description | Table Top Size | Table Height | Table Shape | Shpg. Wght. | 2B, 4B LAMINATE TOP | 8G WOOD VENEER TOP |
|--------------|-------------------|----------------|--------------|------------------|-------------|---------------------|--------------------|
| OELL24S | Table | 24" x 24" | 17" | 4" radius corner | 50 lbs. | \$603 | \$664 |
| OELL30S | Table | 30" x 30" | 17" | 4" radius corner | 55 lbs. | \$713 | \$784 |

OPTIONS

Add upcharge to list price and code to model number

| | | |
|-------|--|---------------|
| SFG-T | Black Gloss or White Powder Coat Color - Metal Grid | \$48 per base |
|-------|--|---------------|



OCCASIONAL TABLE TWO BASE WITH METAL GRID

Wood Stain Leg Finish



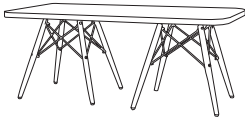
ULTRA CLEAR MAPLE



MEDIUM WALNUT

MODEL / DESCRIPTION / LIST PRICING

ELLIOT OCCASIONAL TABLE | 4" RADIUS CORNER



| Model Number | Model Description | Table Top Size | Table Height | Table Shape | Shpg. Wght. | 2B 4B LAMINATE TOP | 8G WOOD VENEER TOP |
|--------------|-------------------|----------------|--------------|-------------|-------------|--------------------|--------------------|
| OELL2460 | Table | 24" x 60" | 17" | rectangle | 65 lbs. | \$827 | \$909 |
| OELL3048 | Table | 30" x 48" | 17" | rectangle | 65 lbs. | \$938 | \$1031 |
| OELL3060 | Table | 30" x 60" | 17" | rectangle | 65 lbs. | \$1034 | \$1137 |



ELLIOT OCCASIONAL TABLE WITH CAFE CHAIRS

OPTIONS

Add upcharge to list price and code to model number

SFG-T Black Gloss or White Powder Coat Color - **Metal Grid** \$48 per base



BIG ROUND TABLE
ULTRA CLEAR MAPLE LEGS

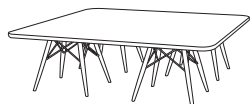
MODEL / DESCRIPTION / LIST PRICING

ELLIOT OCCASIONAL TABLES | BIG ROUND



| Model Number | Model Description | Table Top Size | Table Height | Table Shape | Shpg. Wght. | 2B 4B LAMINATE TOP | 8G WOOD VENEER TOP |
|--------------|-------------------|----------------|--------------|-------------|-------------|--------------------|--------------------|
| OLL48D | Table | 48" Dia | 17" | round | 35 lbs. | \$1300 | \$1365 |
| OLL54D | Table | 54" Dia | 17" | round | 40 lbs. | \$1409 | \$1479 |
| OLL60D | Table | 60" Dia | 17" | round | 45 lbs. | \$1528 | \$1604 |

ELLIOT OCCASIONAL TABLES | BIG SQUARE | 4" RADIUS CORNER



| Model Number | Model Description | Table Top Size | Table Height | Table Shape | Shpg. Wght. | 2B, 4B LAMINATE TOP | 8G WOOD VENEER TOP |
|--------------|-------------------|----------------|--------------|-------------|-------------|---------------------|--------------------|
| OLL48S | Table | 48" Sq | 17" | round | 35 lbs. | \$1411 | \$1482 |
| OLL54S | Table | 54" Sq | 17" | round | 40 lbs. | \$1521 | \$1597 |
| OLL60S | Table | 60" Sq | 17" | round | 45 lbs. | \$1643 | \$1725 |



BIG SQUARE TABLE
MEDIUM WALNUT LEGS

OPTIONS

Add upcharge to list price and code to model number

SFG-T Black Gloss or White Powder Coat Color - **Metal Grid** \$48 per base

ERINA SERIES TABLES

The Erina Series features 1000 laminate table top options with a rectangular steel bolted frame. Custom sizes are available.



ROUND COFFEE TABLE



SQUARE END TABLE



RECTANGULAR COFFEE TABLE

ORDERING INFORMATION

To Order Please Specify:

- 1) Series Name
- 2) Model Number
- 3) Quantity
- 4) Laminate Name and Number
- 5) Edge Selection
- 6) Powder Coat Leg Color

ERINA TABLE GENERAL SPECIFICATIONS

Table Tops

Table tops are 1.25" thick, finished in choice of laminate. Choose from over 1000 laminate choices from Wilsonart, Nevamar, Formica & Pionite.

Frame

Table legs are 12 gauge, 1" x 1.5" rectangular steel bolted to table top with metal inserts (No wood screws are used).

Finish

Standard powder coat colors available.

Glides

Tables come with factory installed black polyvinyl glides.

MODEL / DESCRIPTION / LIST PRICING

ERINA OCCASIONAL TABLES

| | Model Number | Model Description | Table Top Size | Table Height | Table Shape | Shpg. Wght. | LAMINATE TOP EFGE 2B OR 3A |
|--|--------------|-------------------|----------------|--------------|-------------|-------------|----------------------------|
| | ER550 | Square End | 20" x 20" | 17" | square | 23 lbs. | \$593 |
| | ER551 | Square End | 24" x 24" | 17" | square | 30 lbs. | \$627 |
| | ER559 | Square End | 36" x 36" | 17" | square | 46 lbs. | \$698 |
| | ER558 | 90° Corner | 27.5" x 27.5" | 17" | square | 55 lbs. | \$754 |
| | ER552 | Round Coffee | 30" dia. | 17" | round | 38 lbs. | \$662 |
| | ER553 | Round Coffee | 36" dia. | 17" | round | 44 lbs. | \$709 |
| | ER556 | Rect. Coffee | 28" x 42" | 17" | rectangle | 48 lbs. | \$802 |

GEOMETRA UPHOLSTERED W/TABLE TOPS

Geometra upholstered tables feature fully upholstered sides with laminate table tops standard. Available in shapes of circles, squares and triangles.



GEOMETRA SQUARE



GEOMETRA ROUND

ORDERING INFORMATION

- | | |
|--|----------------------------------|
| 1) Series Name | 6) Table Top Material and Finish |
| 2) Model Number | 7) Edge Selection |
| 3) Quantity | 8) Optional Items |
| 4) Fabric Grade and Number | |
| 5) Contrasting Fabric Grade and Number | |

OPTIONS

- CODE: FR - CA133 Fire Retardant - per yard.
- CODE: WOD - Maple Wood Legs.
- CODE: ML - Metal Legs.
- CODE: 2FO - Two Fabric Option.
- CODE: 3FO - Three Fabric Option.
- CODE: SST - Solid Surface top.
- TABLE ACCESSORIES - Wire Management, Power & Communication Options - see Accessories section in price list or call for quote.

GEOMETRA TABLE SPECIFICATIONS

Table Top

Table core is CARB Phase I & Phase II Compliant. Laminate, wood veneer and phenolic backing are glued with water based adhesives.

ERG offers over 1000 standard laminate choices from Nevamar, Wilsonart, Formica and Pionite with 3MM PVC edge.

Wood veneer, solid surface, 3form Chroma and stone table tops will be quoted upon request.

Frame

Frame assembly is constructed of solid and multi-ply hardwood milled on 4 sides to 1" thickness.

Glides

Tables come with factory installed, 2" nylon glides in black. Optional metal and wood legs are available.

Upholstery

Geometra can be upholstered in choice of fabric, vinyl, crypton, leather or Customers Own Material. Foam is bonded to all sides of hardwood frame. Two fabric design is available in square and circle occasional tables and three fabric design is available for triangular occasional tables.

NOTE: all adhesives used in ERG manufacturing are water based, non-toxic and 100% environmentally friendly.

Note: Factory installed power/data available, see accessories section for details and pricing.



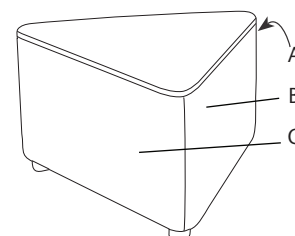
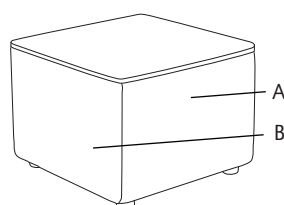
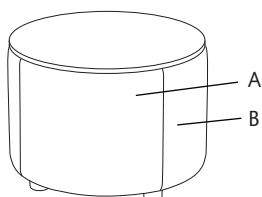
MAPLE WOOD LEGS



ELECTRICAL / DATA

TWO & THREE FABRIC DESIGN

Due to the geometric design options it is necessary to **include with your order a sketch/layout** to specify which fabric is to be used on each area of the Geometra. Use the callouts shown below to define fabric areas in your sketch.



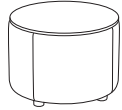
Three Fabric Design for the triangle shape only

| DIMENSIONS | Circle Table | Triangle Table | Square Table |
|-----------------|---------------|----------------|---------------|
| Overall Depth: | 24", 30", 36" | 29" | 24", 29" |
| Overall Width: | 24", 30", 36" | 29" | 24", 29" |
| Overall Height: | 18" | 18" | 18" |
| Qty./Wt.: | 1 ea./39 lbs. | 1 ea./45 lbs. | 1 ea./65 lbs. |



SQUARE GEOMETRA WITH LAMINATE TOP

MODEL / DESCRIPTION / LIST PRICING



580 24" Circle Table with Laminate Top COM Yardage: 1.25 Yds.

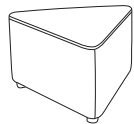
| COM | GR1 | GR2 | GR3 | GR4 | GR5 | GR6 | GR7 | GR8 | GR9 | GR10 | LEA |
|--------|--------|--------|--------|--------|--------|--------|--------|--------|--------|--------|--------|
| \$1584 | \$1696 | \$1763 | \$1833 | \$1907 | \$1983 | \$2062 | \$2145 | \$2231 | \$2321 | \$2413 | \$2852 |

582 30" Circle Table with Laminate Top COM Yardage: 1.5 Yds.

| COM | GR1 | GR2 | GR3 | GR4 | GR5 | GR6 | GR7 | GR8 | GR9 | GR10 | LEA |
|--------|--------|--------|--------|--------|--------|--------|--------|--------|--------|--------|--------|
| \$1903 | \$2036 | \$2117 | \$2202 | \$2290 | \$2381 | \$2477 | \$2576 | \$2679 | \$2786 | \$2898 | \$3425 |

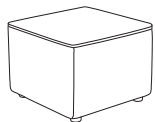
584 36" Circle Table with Laminate Top COM Yardage: 2 Yds.

| COM | GR1 | GR2 | GR3 | GR4 | GR5 | GR6 | GR7 | GR8 | GR9 | GR10 | LEA |
|--------|--------|--------|--------|--------|--------|--------|--------|--------|--------|--------|--------|
| \$2179 | \$2331 | \$2424 | \$2521 | \$2622 | \$2727 | \$2836 | \$2949 | \$3068 | \$3191 | \$3318 | \$3922 |



586 29" Triangle Table with Laminate Top COM Yardage: 2 Yds.

| COM | GR1 | GR2 | GR3 | GR4 | GR5 | GR6 | GR7 | GR8 | GR9 | GR10 | LEA |
|--------|--------|--------|--------|--------|--------|--------|--------|--------|--------|--------|--------|
| \$1943 | \$2079 | \$2162 | \$2248 | \$2338 | \$2432 | \$2528 | \$2630 | \$2735 | \$2844 | \$2958 | \$3497 |



588 24" Square Table with Laminate Top COM Yardage: 1.5 Yds.

| COM | GR1 | GR2 | GR3 | GR4 | GR5 | GR6 | GR7 | GR8 | GR9 | GR10 | LEA |
|--------|--------|--------|--------|--------|--------|--------|--------|--------|--------|--------|--------|
| \$1550 | \$1658 | \$1724 | \$1793 | \$1866 | \$1940 | \$2017 | \$2098 | \$2182 | \$2269 | \$2360 | \$2790 |

590 29" Square Table with Laminate Top COM Yardage: 2.25 Yds.

| COM | GR1 | GR2 | GR3 | GR4 | GR5 | GR6 | GR7 | GR8 | GR9 | GR10 | LEA |
|--------|--------|--------|--------|--------|--------|--------|--------|--------|--------|--------|--------|
| \$1891 | \$2023 | \$2104 | \$2188 | \$2276 | \$2367 | \$2462 | \$2560 | \$2663 | \$2769 | \$2880 | \$3404 |

OPTIONS

Add upcharge to list price and code to model number

| | | |
|-----|---------------------------------|----------|
| FR | CA133 Fire Retardant - per yard | \$90/yd. |
| WOD | Solid Maple Wood Legs | \$90 |
| ML | Metal Legs - set of 4 | \$90 |

| | | |
|-----|---------------------|-------|
| 2FO | Two Fabric Option | \$98 |
| 3FO | Three Fabric Option | \$148 |
| SST | Solid Surface top | Call |

GRANADA OCCASIONAL TABLE

Granada Occasional Tables feature laminate or veneer table tops and choice of metal or wood legs. Available in square and rectangle table top shapes.



GRANADA 4-LEG METAL COFFEE TABLE



GRANADA WOOD SLED-BASE COFFEE TABLE

ORDERING INFORMATION

- | | |
|-----------------|--------------------------------|
| 1) Series Name | 5) Wood Stain Color |
| 2) Model Number | 6) Laminate / Veneer Selection |
| 3) Quantity | 7) Edge Selection |
| 4) Frame Color | 8) Optional Items |

GRANADA SPECIFICATIONS

Table Top

Laminate or veneer table tops are 0.75" overall thickness finished with high pressure laminate or wood veneer. ERG offers over 1000 standard laminate choices from Nevamar, Wilsonart, Formica and Pionite. Wood veneer may be stained in your choice of transparent wood stain colors. For table edge, choose from Self Edge, 3mm PVC, or 3mm Woodtone PVC in one of 5 woodtones. Solid Surface Corian table tops quoted upon request.

Metal Table Frame

Metal table legs are made of 14 gauge 0.75" x 1.5" steel tubing. Frame is hand brazed welds, ground smooth and sandblasted. 4 black nylon glides are factory installed. Table frames are sandblasted and finished in your choice of standard powder coat colors.

Wood Table Frame

Wood table legs are made of 1" x 1.5" and 1" x 2" hardrock maple with pin and dowel construction. Sanded to perfection and stained in your choice of transparent wood stain colors.

Glide

Factory installed Black Nylon Glides



GRANADA 4 LEG WOOD END TABLE



GRANADA 4 LEG METAL END TABLE

MODEL / DESCRIPTION / LIST PRICING

GRANADA OCCASIONAL TABLES

| | Model Number | Model Description | Table Top Size | Table Height | Table Top Shape | Shipping Weight | LAMINATE EDGE 2B OR 3A | WOOD VENEER EDGE 8G |
|--|--------------|-----------------------------|----------------|--------------|-----------------|-----------------|------------------------|---------------------|
|  | 4510 | Metal 4-Leg End Table | 24" x 24" | 17" | square | 60 lbs | \$1013 | \$1475 |
| | 4511 | Metal 4-Leg End Table | 28" x 28" | 17" | square | 63 lbs | \$1097 | \$1611 |
|  | 4512 | Metal 4-Leg Coffee Table | 24" x 48" | 17" | rectangular | 63 lbs | \$1481 | \$2003 |
| | 4513 | Metal 4-Leg Coffee Table | 24" x 72" | 17" | rectangular | 70 lbs | \$1622 | \$2329 |
|  | 4520 | Wood Sled Base End Table | 24" x 24" | 17" | square | 55 lbs | \$1118 | \$1638 |
| | 4521 | Wood Sled Base End Table | 28" x 28" | 17" | square | 58 lbs | \$1255 | \$1826 |
|  | 4522 | Wood Sled Base Coffee Table | 24" x 48" | 17" | rectangular | 68 lbs | \$1523 | \$1890 |
| | 4523 | Wood Sled Base Coffee Table | 24" x 72" | 17" | rectangular | 75 lbs | \$1664 | \$1838 |
|  | 4524 | Wood 4-Leg End Table | 24" x 24" | 17" | square | 58 lbs | \$943 | \$1372 |
| | 4525 | Wood 4-Leg End Table | 28" x 28" | 17" | square | 53 lbs | \$1008 | \$1431 |
|  | 4526 | Wood 4-Leg Coffee Table | 24" x 48" | 17" | rectangular | 63 lbs | \$1271 | \$1826 |
| | 4527 | Wood 4-Leg Coffee Table | 24" x 72" | 17" | rectangular | 70 lbs | \$1496 | \$2113 |

HARMONY OCCASIONAL TABLE

Harmony Series features a one piece trumpet design table base with a standard powder coat finish. Choose from our large selection of laminate or wood veneer tops.



ORDERING INFORMATION

- | | |
|-----------------|--------------------------------|
| 1) Series Name | 5) Laminate / Veneer Selection |
| 2) Model Number | 6) Edge Selection |
| 3) Quantity | |

HARMONY SPECIFICATIONS

Table Top

Laminate tops available with self edge. Wood veneer tops available with wood edge.

Table Base

Table base is one-piece steel trumpet design with standard powder coat finish. Base is 17" diameter. Protective floor felt is glued to bottom.

OPTIONS

- CODE: PC18 - Polished Chrome Base (24" and 30" dia. tops)
- CODE: PC24 - Polished Chrome Base (36" dia top)

MODEL / DESCRIPTION / LIST PRICING

HARMONY OCCASIONAL TABLES -- LAMINATE OR WOOD VENEER TOP



| Model Number | Model Description | Table Top Size | Table Height | Table Top Shape | Shipping Weight | LAMINATE EDGE 2B OR 3A | WOOD VENEER EDGE 8G |
|--------------|-------------------|----------------|--------------|-----------------|-----------------|------------------------|---------------------|
| 326G | Occasional Table | 24" dia. | 18" | round | 29 lbs | \$932 | \$1337 |
| 327G | Occasional Table | 30" dia. | 18" | round | 29 lbs | \$995 | \$1431 |
| 328G | Occasional Table | 36" dia. | 18" | round | 29 lbs | \$1099 | \$1516 |

OPTIONS

Add upcharge to list price and code to model number

| | | | | | |
|------|--|-------|------|-------------------------------------|-------|
| PC18 | Polished Chrome Base (24 & 30 dia. tops) | \$235 | PC24 | Polished Chrome Base (36" dia. top) | \$310 |
|------|--|-------|------|-------------------------------------|-------|

NEWPORT OCCASIONAL TABLE

The Newport Occasional Table is high pressure laminate or solid surface top on a welded solid steel frame. Coordinates with Newport Lounge Series.



NEWPORT ROUND COFFEE TABLE



NEWPORT ROUND END TABLE

ORDERING INFORMATION

- | | |
|-----------------|--------------------------------|
| 1) Series Name | 5) Laminate / Veneer Selection |
| 2) Model Number | 6) Edge Selection |
| 3) Quantity | 7) Optional Items |
| 4) Frame finish | |

NEWPORT SPECIFICATIONS

Table

Table top is CARB Phase I & Phase II Compliant. Laminate, wood veneer and phenolic backing are glued with water based adhesives.

Table Tops

ERG offers over 1000 standard laminate choices from Nevamar, Wilsonart, Formica and Pionite. Wood veneer in transparent stain colors and custom stain matching are also available. Solid Surface, 3Form Chroma and stone table tops will be quoted upon request.

Frame


The Newport features a welded 0.5" x 2" solid steel frame. Frames are sandblasted prior to final powder coating in your choice of standard powder coat colors.

Series Note:

For more Newport models - See Banquettes and Benches.



NEWPORT RECTANGULAR COFFEE TABLE



NEWPORT RECTANGULAR COFFEE TABLE

MODEL / DESCRIPTION / LIST PRICING

NEWPORT OCCASIONAL TABLES

| | Model Number | Model Description | Table Top Size | Table Height | Table Shape | Shpg. Wght. | LAMINATE TOP EDGE 2B OR 3A | WOOD VENEER EDGE 8G |
|--|--------------|-------------------|----------------|--------------|-------------|-------------|-------------------------------|------------------------|
| | NEW102 | End Table | 24" dia. | 17" | round | 40 lbs. | \$1066 | \$1535 |
| | NEW104 | End Table | 28" dia. | 17" | round | 50 lbs. | \$1286 | \$1852 |
| | NEW106 | End Table | 24" dia. | 22" | round | 40 lbs. | \$1172 | \$1687 |
| | NEW108 | End Table | 28" dia. | 22" | round | 45 lbs. | \$1415 | \$2037 |
| | NEW110 | End Table | 20" x 20" | 17" | square | 45 lbs. | \$1139 | \$1640 |
| | NEW112 | End Table | 24" x 24" | 17" | square | 60 lbs. | \$1360 | \$1958 |
| | NEW114 | End Table | 28" x 28" | 17" | square | 60 lbs. | \$1465 | \$2109 |
| | NEW116 | End Table | 20" x 20" | 22" | square | 80 lbs. | \$1254 | \$1805 |
| | NEW118 | End Table | 24" x 24" | 22" | square | 90 lbs. | \$1495 | \$2153 |
| | NEW120 | End Table | 28" x 28" | 22" | square | 90 lbs. | \$1612 | \$2321 |
| | NEW122 | Coffee Table | 36" dia. | 17" | round | 60 lbs. | \$1496 | \$2155 |
| | NEW124 | Coffee Table | 42" dia. | 17" | round | 60 lbs. | \$1601 | \$2306 |
| | NEW126 | Coffee Table | 36" dia. | 22" | round | 60 lbs. | \$1646 | \$2370 |
| | NEW128 | Coffee Table | 42" dia. | 22" | round | 60 lbs. | \$1762 | \$2378 |
| | NEW130 | Coffee Table | 24" x 48" | 17" | rectangular | 45 lbs. | \$1811 | \$2608 |
| | NEW132 | Coffee Table | 24" x 60" | 17" | rectangular | 60 lbs. | \$1969 | \$2835 |
| | NEW134 | Coffee Table | 24" x 48" | 22" | rectangular | 60 lbs. | \$1993 | \$2870 |
| | NEW136 | Coffee Table | 24" x 60" | 22" | rectangular | 60 lbs. | \$2165 | \$3117 |

NEW

OJAI WOOD OCCASIONAL TABLE

The Ojai occasional features a solid maple base platform. The body and top are wood veneer of laminate over wood care with decorative details of a hardwood multiply birch reveal.



OJAI COFFEE TABLE



OJAI RECTANGLE END TABLE



BASE AND REVEAL
DETAIL

ORDERING INFORMATION

- 1) Series Name
- 2) Model Number
- 3) Quantity
- 4) Table top material/finish selection
- 5) Table body material/finish selection
- 6) Table base wood finish

OJAI OCCASIONAL SPECIFICATIONS

Table

Table is CARB Phase I & Phase II compliant. Laminate wood veneer and phenolic backing are glued with water based adhesives. Custom sizes are available.

Table tops

ERG offers over 1000 standard laminate choices from Nevamar, Wilsonart, Formica and Pionite. Wood veneer in transparent stain colors and custom stain matching are also available. Solid Surface, 3Form Chroma and stone table tops will be quoted upon request.

Table Base

Base is solid maple with a 5/8 " hardwood multiply reveal in your choice of 16 standard colors.

Glides




Four black polyvinyl glides factory installed.

Series Note:

For Ojai seating - See Lounge Section.

MODEL / DESCRIPTION / LIST PRICING

OJAI OCCASIONAL TABLES

| | Model Number | Model Description | Table Top Size | Table Height | TableTop Shape | Shipping Weight | LAMINATE | WOOD VENEER |
|---|--------------|-------------------|----------------|--------------|----------------|-----------------|----------|-------------|
|  | OJA2226 | Rect. End | 22" x 26" | 18" | rectangle | 65 lbs. | \$1596 | \$1764 |
|  | OJA2424 | Sq. Coffee | 24" x 24" | 18" | square | 65 lbs. | \$1565 | \$1727 |
| | OJA3030 | Sq. Coffee | 30" x 30" | 18" | square | 75 lbs. | \$1748 | \$1906 |
| | OJA3636 | Sq. Coffee | 36" x 36" | 18" | square | 95 lbs. | \$1885 | \$2000 |
|  | OJA3060 | Rect. Coffee | 30" x 60" | 18" | rectangle | 95 lbs. | \$2006 | \$2357 |

ORLANDO OCCASIONAL TABLE

The Orlando is made of solid maple wood and can be finished in your choice of transparent wood stain colors.



SQUARE END TABLE



COFFEE TABLE

ORDERING INFORMATION

- 1) Series Name
- 2) Model Number
- 3) Quantity
- 4) Laminate Selection
- 5) Edge Selection
- 6) Wood Stain Finish Color

ORLANDO SPECIFICATIONS

Table Frame

Frame is constructed of solid maple wood. Apron is 1.25" x 3" with maple wood legs, 1.25" x 3" each, having a full bullnose detail. Assembly includes dowel construction with steel stamped corner angle bracket attaching top to frame. Tables come with factory installed, adjustable steel glides.

Apron, Edge and Legs

Finished in your choice of transparent wood stain colors. For colors refer to "Color Selections" brochure. For actual color samples, please call ERG Customer Service.

Laminate Selections




ERG offers over 1000 standard laminate choices from Nevamar, Wilsonart, Formica and Pionite.

ORLANDO EDGE CHOICES



MODEL / DESCRIPTION / LIST PRICING

ORLANDO OCCASIONAL TABLES

| | Model Number | Model Description | Table Top Size | Table Height | TableTop Shape | Shipping Weight | LAMINATE EDGE 2B OR 3A | LAMINATE WOOD EDGE FLAT | LAMINATE WOOD EDGE BULLNOSE |
|---|--------------|-------------------|----------------|--------------|----------------|-----------------|------------------------|-------------------------|-----------------------------|
|  | OROT30S | Square End | 30" x 30" | 18" | square | 40 lbs. | \$1197 | \$1556 | \$1588 |
| | OROT36S | Square End | 36" x 36" | 18" | square | 45 lbs. | \$1255 | \$1631 | \$1652 |
| | OROT42S | Square End | 42" x 42" | 18" | square | 50 lbs. | \$1307 | \$1699 | \$1720 |
|  | OROT30R | Round End | 30" dia. | 18" | round | 40 lbs. | \$1302 | \$1693 | \$1714 |
| | OROT36R | Round End | 36" dia. | 18" | round | 45 lbs. | \$1363 | \$1771 | \$1794 |
| | OROT42R | Round End | 42" dia. | 18" | round | 50 lbs. | \$1415 | \$1840 | \$1880 |
|  | OROT2560 | Coffee Table | 24" x 60" | 18" | rectangle | 55 lbs. | \$1659 | \$1985 | \$2013 |
| | OROT2572 | Coffee Table | 24" x 72" | 18" | rectangle | 65 lbs | \$1764 | \$2109 | \$2139 |
| | OROT2584 | Coffee Table | 24" x 84" | 18" | rectangle | 70 lbs | \$1869 | \$2235 | \$2264 |
| | OROT3060 | Coffee Table | 30" x 60" | 18" | rectangle | 75 lbs | \$1974 | \$2360 | \$2390 |
| | OROT3672 | Coffee Table | 30" x 72" | 18" | rectangle | 80 lbs | \$2079 | \$2486 | \$2525 |
| | OROT3084 | Coffee Table | 30" x 84" | 18" | rectangle | 85 lbs | \$2184 | \$2612 | \$2641 |

RAVEN OCCASIONAL TABLE & CURIO

The Raven curio and occasional tables feature open construction, perfect for common areas or waiting rooms. The curio offers two sizes to fit inline with standard or low back modular units. The occasional tables have open fronts with closed or open back offering great flexibility. Fully laminated construction is supported by 2" diameter steel tube legs in your choice of powder coat colors or optional wood or polished chrome.



STANDARD BACK - 33" HEIGHT
RAVEN MODULAR LOUNGE AND STANDARD BACK CURIOS WITH OPEN OCCASIONAL TABLE

ORDERING INFORMATION

- | | |
|--------------------------|--------------------------|
| 1) Series Name | 5) Laminate Selection |
| 2) Model Number | 6) Optional 2nd Laminate |
| 3) Quantity | 7) Optional Items |
| 4) Powder Coat Leg Color | |

OPTIONS

- CODE: 2LC - Two Color Laminate Choices
- CODE: PC - Polished Chrome Legs
- CODE: WOD - Wood Legs.
- TABLE ACCESSORIES - Wire Management, Power & Communication Options - see Accessories section in price list or call for quote.

RAVEN SPECIFICATIONS

Table

Table core is CARB Phase I & Phase II Compliant. Laminate and phenolic backing are glued with water based adhesives.

Table Tops

ERG offers over 1000 standard laminate choices from Nevamar, Wilsonart, Formica and Pionite. Solid Surface, 3Form Chroma and stone table tops will be quoted upon request.

Metal Legs

Legs are of 2" diameter 3" tall, round steel tubing. Legs are sandblasted prior to final powder coating in your choice of standard powder coat colors. Legs have a factory installed poly vinyl glide.



STANDARD BACK CURIO / POWER-DATA



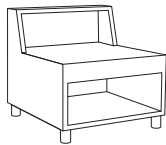
LOW BACK CURIO



STANDARD BACK CURIO / POWER-DATA

MODEL / DESCRIPTION / LIST PRICING

RAVEN CURIO | LOW BACK



| Model Number | Model Description | Curio Size | Overall Height | Shpg. Wght. | LAMINATE |
|--------------|-------------------|------------|----------------|-------------|----------|
| RAVCUR27 | Low Back | 24" x 27" | 27" | 95 lbs. | \$2988 |

RAVEN CURIO | STANDARD BACK



| Model Number | Model Description | Curio Size | Overall Height | Shpg. Wght. | LAMINATE |
|--------------|-------------------|------------|----------------|-------------|----------|
| RAVCUR33 | Standard Back | 24" x 27" | 33" | 140 lbs. | \$3398 |



RAVEN LOUNGE WITH RAVEN CURIO

OPTIONS

Add upcharge to list price and code to model number

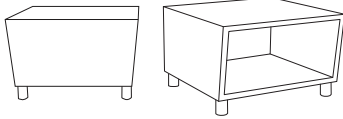
| | | | | | |
|-----|---------------------------------|-------|-----|-----------|---------------|
| 2LC | Two Color Laminate Choices | \$175 | WOD | Wood Legs | \$96 set of 4 |
| PC | Polished Chrome Legs - set of 4 | \$90 | | | |



ANGLED / OPEN FRONT & BACK

MODEL / DESCRIPTION / LIST PRICING

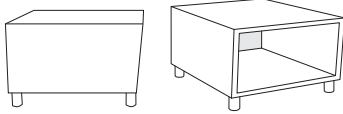
RAVEN OCCASIONAL TABLES | ANGLED BOTH ENDS / OPEN FRONT & BACK



| Model Number | Model Description | Table Top Size | Table Height | Table Shape | Shpg. Wght. | LAMINATE |
|--------------|-------------------|----------------|--------------|-------------|-------------|----------|
|--------------|-------------------|----------------|--------------|-------------|-------------|----------|

| | | | | | | |
|---------|-------|-----------|-----|-------------|---------|--------|
| ORAVABO | Table | 24" x 27" | 17" | Rectangular | 40 lbs. | \$1770 |
|---------|-------|-----------|-----|-------------|---------|--------|

RAVEN OCCASIONAL TABLES | FRONT ANGLED / CLOSED BACK



| Model Number | Model Description | Table Top Size | Table Height | Table Shape | Shpg. Wght. | LAMINATE |
|--------------|-------------------|----------------|--------------|-------------|-------------|----------|
|--------------|-------------------|----------------|--------------|-------------|-------------|----------|

| | | | | | | |
|---------|-------|-----------|-----|-------------|---------|--------|
| ORAVFAC | Table | 24" x 27" | 17" | Rectangular | 40 lbs. | \$1780 |
|---------|-------|-----------|-----|-------------|---------|--------|



RAVEN OCCASIONAL TABLES PROFILE VIEW
(ANGLED BOTH ENDS)

OPTIONS

Add upcharge to list price and code to model number

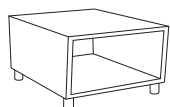
| | | | | | |
|-----|---------------------------------|-------|-----|-----------|---------------|
| 2LC | Two Color Laminate Choices | \$175 | WOD | Wood Legs | \$96 set of 4 |
| PC | Polished Chrome Legs - set of 4 | \$90 | | | |



STRAIGHT FRONT / CLOSED BACK

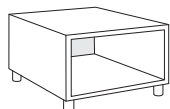
MODEL / DESCRIPTION / LIST PRICING

RAVEN OCCASIONAL TABLES | STRAIGHT BOTH ENDS / OPEN FRONT & BACK



| Model Number | Model Description | Table Top Size | Table Height | Table Shape | Shpg. Wght. | LAMINATE |
|--------------|-------------------|----------------|--------------|-------------|-------------|----------|
| ORAVSBOB | Table | 24" x 27" | 17" | Rectangular | 40 lbs. | \$1711 |

RAVEN OCCASIONAL TABLES | STRAIGHT BOTH ENDS / CLOSED BACK



| Model Number | Model Description | Table Top Size | Table Height | Table Shape | Shpg. Wght. | LAMINATE |
|--------------|-------------------|----------------|--------------|-------------|-------------|----------|
| ORAVSBCB | Table | 24" x 27" | 17" | Rectangular | 40 lbs. | \$1740 |

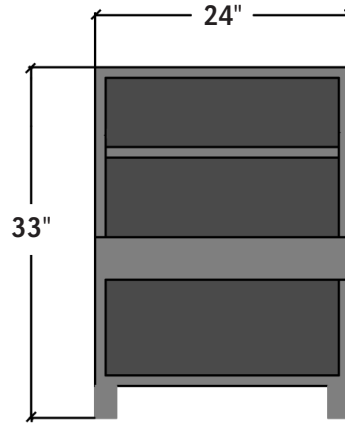
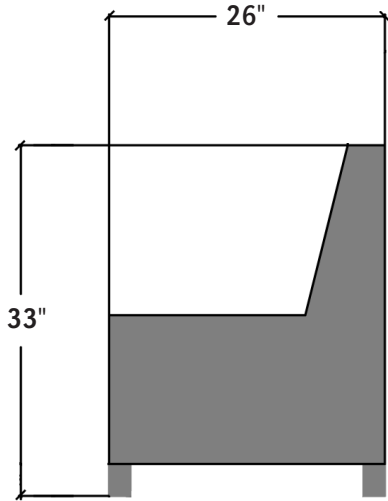


RAVEN CONFIGURATION

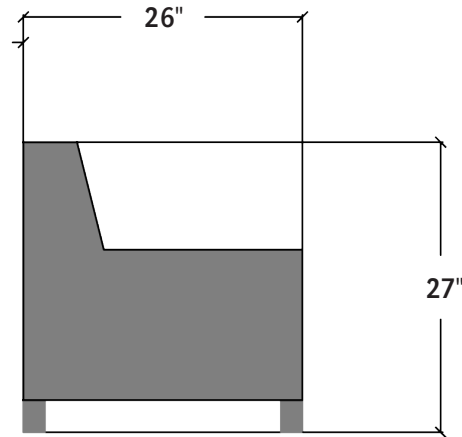
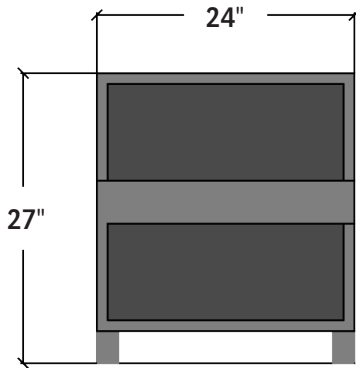
OPTIONS

Add upcharge to list price and code to model number

| | | | | | |
|-----|---------------------------------|-------|-----|-----------|---------------|
| 2LC | Two Color Laminate Choices | \$175 | WOD | Wood Legs | \$96 set of 4 |
| PC | Polished Chrome Legs - set of 4 | \$90 | | | |



STANDARD BACK



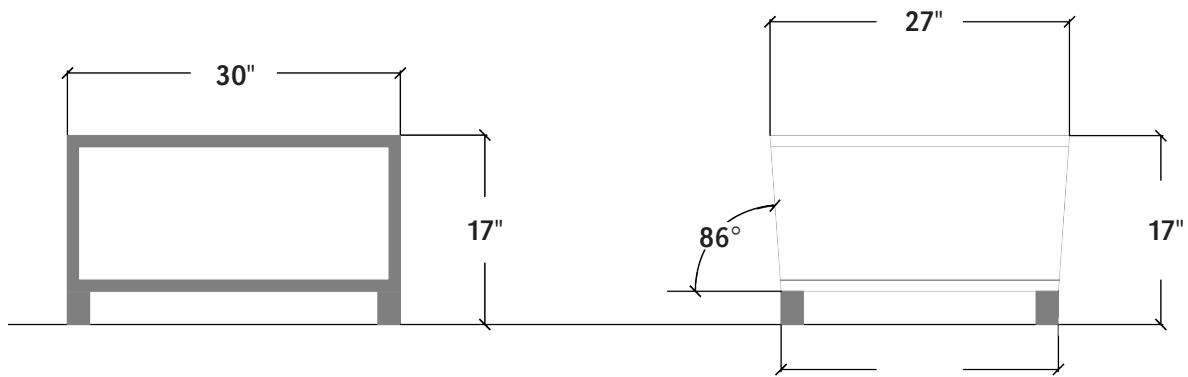
LOW BACK



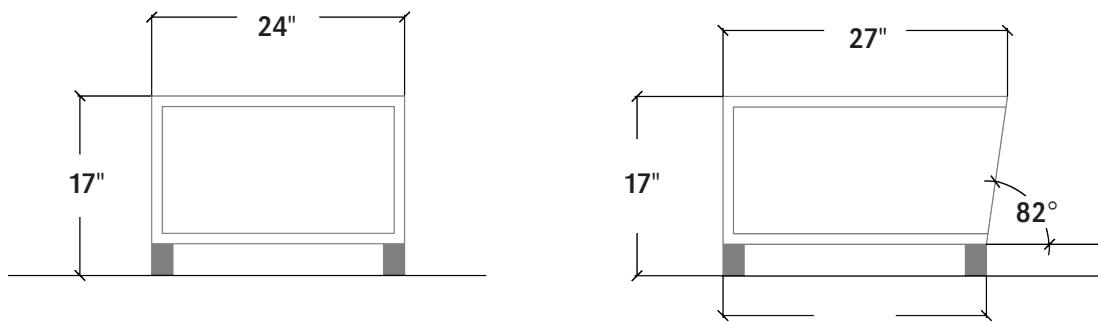
STANDARD BACK CURIO / POWER-DATA



LOW BACK CURIO



OCCASIONAL TABLE - OPEN BOTH ENDS W/ ANGLED FRONT & BACK



OCCASIONAL TABLE - CLOSED BACK W/ FRONT ANGLE



ANGLE FRONT / OPEN FRONT & BACK



STRAIGHT FRONT / CLOSED BACK

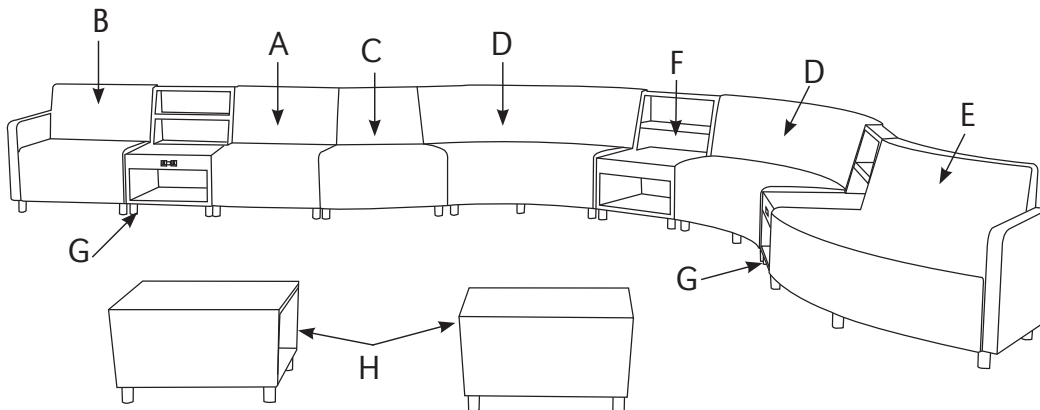


RAVEN MODULAR LOUNGE AND CURIO WITH ANGLE FRONT, OPEN BACK OCCASIONAL TABLE

RAVEN CONFIGURATION INCLUDES:..... Pricing (COM)

| | |
|--|---------|
| A) 01 Straight Unit | \$1,188 |
| B) 01 Straight Unit with one Arm | \$1,406 |
| C) 01 Outside 60° Curve Unit | \$2,159 |
| D) 02 Inside 60° Curve Units..... | \$4,212 |
| E) 01 Outside 60° Curve Unit with One Arm | \$2,377 |
| F) 01 Standard Curio..... | \$3,398 |
| G) 02 Standard Curio's with Power/Data Unit..... | \$7,730 |
| H) 02 Angled Both Ends Open Front & Back Occasional Tables | \$3,540 |

\$26,010





RAVEN MODULAR LOUNGE AND CURIO WITH ANGLE FRONT, CLOSED BACK OCCASIONAL TABLE



RAVEN LOW BACK AND BACKLESS MODULAR UNITS, LOW BACK CURIO WITH CABANA AND RAVEN OPEN TABLES

SAWYER OCCASIONAL TABLE

Sawyer features a choice of laminate or wood veneer table tops with a square or round steel column and square base.



SAWYER SQUARE COLUMN TABLE WITH SQUARE LAMINATE TOP



SAWYER ROUND COLUMN TABLE WITH ROUND LAMINATE TOP

ORDERING INFORMATION

- 1) Series Name
- 2) Model Number
- 3) Quantity
- 4) Laminate / Veneer Selection
- 5) Edge Selection
- 6) Powder Coat Color
- 7) Column (Round or Square)
- 8) Optional Items

SAWYER SPECIFICATIONS

Table Base

Table base is 16" x 16" square steel with four adjustable glides. Table column is 2.5" x 2.5" square or 3" diameter round steel tubing.



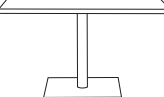
Powdercoat color is standard

OPTIONS

- CODE: PC - Polished Chrome

MODEL / DESCRIPTION / LIST PRICING

SAWYER OCCASIONAL TABLES – STEEL BASE AND LAMINATE OR WOOD VENEER TOP

| | Model Number | Model Description | Table Top Size | Table Height | Table Top Shape | Shipping Weight | LAMINATE EDGE 2B OR 3A | WOOD VENEER EDGE 8G |
|---|--------------|-------------------|----------------|--------------|-----------------|-----------------|------------------------|---------------------|
|  | SAW332 | Occasional Table | 24" x 24" | 20" | square | 25 lbs | \$958 | \$1409 |
| | SAW333 | Occasional Table | 30" x 30" | 20" | square | 29 lbs | \$993 | \$1436 |
| | SAW334 | Occasional Table | 36" x 36" | 20" | square | 34 lbs | \$1084 | \$1507 |
|  | SAW332R | Occasional Table | 24" dia | 20" | round | 25 lbs | \$1035 | \$1522 |
| | SAW333R | Occasional Table | 30" dia | 20" | round | 29 lbs | \$1072 | \$1551 |
| | SAW334R | Occasional Table | 36" dia | 20" | round | 34 lbs | \$1171 | \$1628 |
|  | SAW335 | Occasional Table | 30" x 48" | 20" | rectangular | 45 lbs | \$1487 | \$2097 |
| | SAW336 | Occasional Table | 30" x 60" | 20" | rectangular | 53 lbs | \$1613 | \$2288 |

OPTIONS


Add upcharge to list price and code to model number

| | | |
|----|----------------------|------|
| PC | Polished Chrome Base | \$75 |
|----|----------------------|------|



SLAM OCCASIONAL TABLE

Slam occasional table built with your choice of laminate, wood veneer or solid surface top on a welded 1" square steel tube frame or 2" square solid wood legs.



RECTANGULAR TABLE WITH CUBE FRAME



RECTANGULAR TABLE TOP WITH SLED FRAME

ORDERING INFORMATION

- | | |
|-----------------|--------------------------------|
| 1) Series Name | 4) Frame Finish |
| 2) Model Number | 5) Laminate / Veneer Selection |
| 3) Quantity | 6) Optional Items |

CODY SPECIFICATIONS

Table

Table top is CARB Phase I & Phase II Compliant. Laminate, wood veneer and phenolic backing are glued with water based adhesives. Table Top is 0.75" thick.

Table Tops

ERG offers over 1000 standard laminate choices from Nevamar, Wilsonart, Formica and Pionite. Wood veneer in transparent stain colors and custom stain matching are also available. Solid Surface, 3Form Chroma and stone table tops will be quoted upon request.

Frame

The Slam features a welded 1" square steel tube frame. Frames are sandblasted prior to final powder coating in your choice of standard powder coat colors. Available in optional polished chrome. Wood frame features 2" square solid wood legs in all standard stain colors.

Glides

Factory installed glides included.

OPTIONS

- CODE: PCL - Polished chrome 4 leg frame



CORNER TABLE



WOOD LEG TABLE WITH LAMINATE TOP



RECTANGULAR TABLE



CORNER TABLE

SLAM OCCASIONAL TABLES

| | Model Number | Model Description | Table Top Size | Table Height | Table Top Shape | Shipping Weight | LAMINATE EDGE 2B OR 3A | WOOD VENEER EDGE 8G | SOLID SURFACE |
|---|--------------|-------------------------------|----------------|--------------|-----------------|-----------------|------------------------|---------------------|----------------|
|  | 6431 | End Table 4 Leg Frame | 20"x20" | 17" | square | 30 lbs | \$866 | \$919 | Call for quote |
|  | 6432 | End Table 4 Leg Frame | 20"x28" | 17" | square | 30 lbs | \$1027 | \$1088 | Call for quote |
|  | 6433 | Corner Table 4 Leg Frame | 28"x28" | 17" | square | 30 lbs | \$1175 | \$1243 | Call for quote |
|  | 6434 | Rectangular Table 4 Leg Frame | 20"x42" | 17" | rectangle | 35 lbs | \$1323 | \$1402 | Call for quote |
|  | 6435 | Rectangular Table 4 Leg Frame | 20"x60" | 17" | rectangle | 50 lbs | \$1431 | \$1516 | Call for quote |

OPTIONS

Add upcharge to list price and code to model number

| | | |
|-----|---|-------|
| PCL | Polished chrome 4 leg frame (20"x20" Table) | \$150 |
| PCL | Polished chrome 4 leg frame (20"x28" Table) | \$225 |
| PCL | Polished chrome 4 leg frame (28"x28" Table) | \$325 |
| PCL | Polished chrome 4 leg frame (20"x42" Table) | \$358 |
| PCL | Polished chrome 4 leg frame (20"x60" Table) | \$475 |




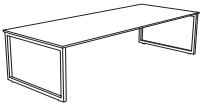
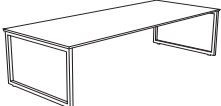



RECTANGULAR TABLE TOP WITH SLED FRAME



CORNER TABLE WITH SLED FRAME






SLAM OCCASIONAL TABLES

| | Model Number | Model Description | Table Top Size | Table Height | Table Top Shape | Shipping Weight | LAMINATE EDGE 2B OR 3A | WOOD VENEER EDGE 8G | SOLID SURFACE |
|---|--------------|------------------------------|----------------|--------------|-----------------|-----------------|------------------------|---------------------|----------------|
|  | 6440 | Corner Table Sled Frame | 20"x20" | 17" | square | 30 lbs | \$890 | \$944 | Call for quote |
|  | 6441 | Corner Table Sled Frame | 20"x28" | 17" | square | 30 lbs | \$1086 | \$1151 | Call for quote |
|  | 6442 | Corner Table Sled Frame | 28"x28" | 17" | square | 30 lbs | \$1298 | \$1372 | Call for quote |
|  | 6443 | Rectangular Table Sled Frame | 20"x42" | 17" | rectangle | 35 lbs | \$1471 | \$1558 | Call for quote |
|  | 6444 | Rectangular Table Sled Frame | 20"x60" | 17" | rectangle | 50 lbs | \$1554 | \$1617 | Call for quote |



RECTANGULAR TABLE WITH CUBE FRAME

SLAM OCCASIONAL TABLES

| | Model Number | Model Description | Table Top Size | Table Height | Table Top Shape | Shipping Weight | LAMINATE EDGE 2B OR 3A | WOOD VENEER EDGE 8G | SOLID SURFACE |
|---|--------------|------------------------------|----------------|--------------|-----------------|-----------------|------------------------|---------------------|----------------|
|  | 6448 | Corner Table Cube Frame | 20"x20" | 17" | square | 30 lbs | \$890 | \$944 | Call for quote |
|  | 6449 | Corner Table Cube Frame | 20"x28" | 17" | square | 30 lbs | \$1175 | \$1244 | Call for quote |
|  | 6450 | Corner Table Cube Frame | 28"x28" | 17" | square | 30 lbs | \$1414 | \$1497 | Call for quote |
|  | 6451 | Rectangular Table Cube Frame | 20"x42" | 17" | rectangle | 35 lbs | \$1624 | \$1720 | Call for quote |
|  | 6452 | Rectangular Table Cube Frame | 20"x60" | 17" | rectangle | 50 lbs | \$1710 | \$1803 | Call for quote |

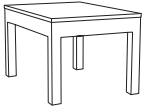
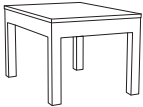
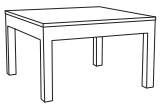




RECTANGULAR TABLE WITH SOLID SURFACE TOP



CORNER TABLE WITH LAMINATE TOP

SLAM OCCASIONAL WOOD TABLES

| | Model Number | Model Description | Table Top Size | Table Height | Table Top Shape | Shipping Weight | LAMINATE EDGE 2B OR 3A | WOOD VENEER EDGE 8G | SOLID SURFACE |
|---|--------------|------------------------------|----------------|--------------|-----------------|-----------------|------------------------|---------------------|----------------|
|  | 6455 | Corner Table Wood Frame | 20"x20" | 17" | square | 30 lbs | \$924 | \$980 | Call for quote |
|  | 6456 | Corner Table Wood Frame | 20"x28" | 17" | square | 30 lbs | \$947 | \$1005 | Call for quote |
|  | 6457 | Corner Table Wood Frame | 28"x28" | 17" | square | 30 lbs | \$1135 | \$1203 | Call for quote |
|  | 6458 | Rectangular Table Wood Frame | 20"x42" | 17" | rectangle | 35 lbs | \$1303 | \$1370 | Call for quote |
|  | 6459 | Rectangular Table Wood Frame | 20"x60" | 17" | rectangle | 50 lbs | \$1431 | \$1516 | Call for quote |



SYMPHONY OCCASIONAL TABLE

Symphony tables feature laminate, wood veneer or solid surface tops on your choice of wood or metal legs. Design coordinates perfectly with our Symphony Lounge Series.



END TABLES



COFFEE AND END TABLES SHOWN WITH SYMPHONY LOUNGE

ORDERING INFORMATION

- | | |
|---------------------|-----------------------------|
| 1) Series Name | 5) Veneer Name & Number |
| 2) Model Number | 6) Laminate Name and Number |
| 3) Quantity | 7) Edge Choice |
| 4) Wood Stain Color | 8) Optional Items |

SYMPHONY SPECIFICATIONS

Table Tops

ERG offers over 1000 standard laminate choices from Nevamar, Wilsonart, Formica and Pionite. Wood veneer in transparent stain colors and custom stain matching are also available. Solid Surface, 3Form Chroma and stone table tops will be quoted upon request.

Wood Table Legs

Wood Table legs are made of 2.5" square tapered Hardrock Maple and 1" x 2" Hardrock Maple with pin and dowel construction. Sanded to perfection and stained in your choice of transparent wood stain colors.

Metal Table Legs

Metal Table legs are made of 14 gauge .75" x 1.5" steel tubing with laser cut and welded steel tapered plate. Frame is hand brazed welds, ground smooth and sandblasted. Finished in your choice of standard powder coat colors.



Tapered Wood Leg



Tapered Metal Leg





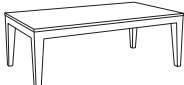

SYMPHONY COFFEE TABLE




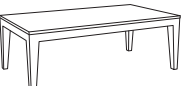
SYMPHONY WOOD

MODEL / DESCRIPTION / LIST PRICING

SYMPHONY OCCASIONAL TABLES -- WOOD LEG

| | Model Number | Model Description | Table Top Size | Table Height | Table Top Shape | Shipping Weight | LAMINATE EDGE 2B OR 3A | WOOD VENEER EDGE 8G |
|---|--------------|-------------------|----------------|--------------|-----------------|-----------------|------------------------|---------------------|
|  | 4929 | End Table | 20" x 29" | 16" | square | 50 lbs | \$733 | \$777 |
|  | 4930 | End Table | 24" x 24" | 17" | square | 55 lbs | \$873 | \$925 |
| | 4931 | End Table | 28" x 28" | 17" | square | 63 lbs | \$928 | \$984 |
|  | 4932 | Coffee Table | 24" x 48" | 17" | rectangular | 66 lbs | \$1103 | \$1169 |
| | 4933 | Coffee Table | 24" x 72" | 17" | rectangular | 58 lbs | \$1360 | \$1442 |
|  | 4938 | Wedge Table | 24" x 24" x 4" | 17" | 45° wedge | 42 lbs | \$1045 | \$1108 |

SYMPHONY OCCASIONAL TABLES -- METAL LEG

| | Model Number | Model Description | Table Top Size | Table Height | Table Top Shape | Shipping Weight | Laminate Top Edge 2B or 3A | Wood Veneer Top |
|---|--------------|-------------------|----------------|--------------|-----------------|-----------------|----------------------------|-----------------|
|  | 4934 | End Table | 24" x 24" | 17" | square | 58 lbs | \$978 | \$1486 |
| | 4935 | End Table | 28" x 28" | 17" | square | 58 lbs | \$1077 | \$1625 |
|  | 4936 | Coffee Table | 24" x 48" | 17" | rectangular | 58 lbs | \$1195 | \$1813 |
| | 4937 | Coffee Table | 24" x 72" | 17" | rectangular | 58 lbs | \$1377 | \$2044 |

VENTURA METAL OCCASIONAL TABLE

Ventura Metal Tables are topped with laminate, wood veneer or a solid surface on stylish steel frame which coordinates with our Ventura Metal Seating.



MIDDLE ON-LINE TABLE



QUARTER ROUND ON-LINE TABLE




END (L or R) ON-LINE TABLE


ORDERING INFORMATION

To Order Please Specify:

- 1) Series Name
- 2) Model Number
- 3) Quantity
- 4) Select Table Top Material
- 5) Select Table Top Option (Flush or Lowered)
- 6) Edge Style Selection and Color



FLUSH TOP - FT



LOWERED TOP - LT

VENTURA METAL SPECIFICATIONS

Table Tops

Laminate or solid surface table tops are .75" overall thickness finished with high pressure laminate. Acrylic table tops are 1" overall thickness. ERG offers over 1000 standard laminate choices from Nevamar, Wilsonart, Formica and Pionite. Wood veneer may be stained in transparent wood stain colors. Solid Surface top tables quoted upon request.

Frame




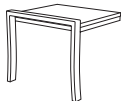

Metal table legs are made of 14 gauge 1" x 2" steel tubing. Table frames are sandblasted and finished in your choice of standard powder coat colors.

Glides

Metal self leveling glides are factory installed.

MODEL / DESCRIPTION / LIST PRICING

VENTURA METAL OCCASIONAL TABLES

| | Model Number | Model Description | Table Top Size | Table Height | Table Top Shape | Shipping Weight | LAMINATE EDGE 2B OR 3A | WOOD VENEER EDGE 8G |
|---|--------------|---|-----------------------|--------------|-----------------|-----------------|------------------------|---------------------|
|  | 3122 | End Table | 21.5" x 22" | 18" | square | 55 lbs | \$963 | \$1118 |
|  | 3124 | Coffee Table | 21.5" x 42" | 18" | rectangular | 70 lbs | \$1327 | \$1565 |
| | 3126 | Coffee Table | 21.5" x 60" | 18" | rectangular | 75 lbs | \$1467 | \$1670 |
|  | 3128 | On-Line Middle Table | 21.5" x 20" x 15.5" | 15.5" | square | 15 lbs | \$593 | \$730 |
|  | 3130R | On-Line End Table | 24.5" x 23" x 15.5" | 15.5" | square | 30 lbs | \$796 | \$921 |
| | 3132L | On-Line End Table (Right/Left - When seated) | 24.5" x 23" x 15.5" | 15.5" | square | 30 lbs | \$796 | \$921 |
|  | 3134 | On-Line Quarter Round Table | 26.5" x 26.5" x 15.5" | 15.5" | quarter round | 30 lbs | \$853 | \$992 |



VENTURA WOOD OCCASIONAL TABLE

Ventura wood offers your choice of laminate or wood table tops built on a Maple base. Ventura Wood design coordinates with the Ventura Wood Seating.



END TABLE



COFFEE TABLE 42" or 60"



QUARTER ROUND ON-LINE TABLE

ORDERING INFORMATION

To Order Please Specify:

- 1) Series Name
- 2) Model Number
- 3) Quantity
- 4) Select Table Top Material
- 5) Edge Style Selection and Color
- 6) Wood Finish for Frame and Legs



MIDDLE ON-LINE TABLE



END (L or R) ON-LINE TABLE

VENTURA WOOD GENERAL SPECIFICATIONS

Table Tops

Laminate or solid surface table tops are .75" overall thickness finished with high pressure laminate. Acrylic table tops are 1" overall thickness. ERG offers over 1000 standard laminate choices from Nevamar, Wilsonart, Formica and Pionite. Wood veneer may be stained in transparent wood stain colors. Solid Surface top tables quoted upon request.

Frame



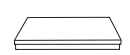
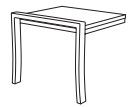

Frame and Legs are constructed of Maple, available in standard transparent wood stain colors.

Glides

Metal self leveling glides are factory installed.

MODEL / DESCRIPTION / LIST PRICING

VENTURA WOOD OCCASIONAL TABLES

| | Model Number | Model Description | Table Top Size | Table Height | Table Top Shape | Shipping Weight | LAMINATE EDGE 2B OR 3A | WOOD VENEER EDGE 8G |
|---|--------------|---|----------------|--------------|-----------------|-----------------|------------------------|---------------------|
|  | 3044 | End Table | 20" x 20" | 18" | square | 50 lbs | \$929 | \$1076 |
|  | 3045 | Coffee Table | 20" x 42" | 18" | rectangular | 70 lbs | \$1283 | \$1449 |
| | 3046 | Coffee Table | 20" x 60" | 18" | rectangular | 75 lbs | \$1420 | \$1575 |
|  | 3050 | On-Line Middle Table | 21.5" x 20" | 15.5" | square | 15 lbs | \$659 | \$788 |
|  | 3048R | On-Line End Table | 20" x 20" | 15.5" | square | 30 lbs | \$863 | \$1000 |
| | 3047L | On-Line End Table (Right/Left - When seated) | 20" x 20" | 15.5" | square | 30 lbs | \$863 | \$1000 |
|  | 3049 | On-Line Quarter Round Table | 26.5" x 26.5" | 15.5" | quarter round | 25 lbs | \$949 | \$1103 |



WESTLAKE METAL

Westlake Metal occasional table is built with your choice of laminate, wood veneer or solid surface top on a welded 1.25" diameter steel tube frame.



COFFEE TABLE / STRAIGHT LEGS



RECTANGULAR COFFEE TABLE CURVED LEGS

ORDERING INFORMATION

- | | |
|-----------------|--------------------------------|
| 1) Series Name | 4) Frame Finish |
| 2) Model Number | 5) Laminate / Veneer Selection |
| 3) Quantity | 6) Optional Items |

SPECIFICATIONS

Table

Table top is CARB Phase I & Phase II Compliant. Laminate, wood veneer and phenolic backing are glued with water based adhesives. Table Top is 0.75" thick.

Table Tops

ERG offers over 1000 standard laminate choices from Nevamar, Wilsonart, Formica and Pionite. Wood veneer in transparent stain colors and custom stain matching are also available. Solid Surface, 3Form Chroma and stone table tops will be quoted upon request.

Frame

The Westlake Metal features a welded 1.25" diameter steel tube frame. Frames are sandblasted prior to final powder coating in your choice of standard powder coat colors.

Glides

Factory installed steel adjustable glides included.



30" ROUND TABLE / CURVED LEGS



30" ROUND TABLE / STRAIGHT LEGS






30" ROUND TABLE / STRAIGHT LEGS



24" ROUND END TABLE / STRAIGHT LEGS

WESTLAKE METAL OCCASIONAL TABLES

| Model Number | Model Description | Table Top Size | Table Height | Table Top Shape | Shipping Weight | LAMINATE EDGE 2B OR 3A | WOOD VENEER EDGE 8G | |
|---|-------------------|---------------------------------|--------------|-----------------|-----------------|------------------------|---------------------|--------|
|  | 7831 | Round End Table / Straight Legs | 24" dia | 17" | round | 30 lbs | \$1202 | \$1362 |
| | 7832 | | 24" dia | 22" | round | 40 lbs | \$1261 | \$1429 |
|  | 7838 | Round End Table / Straight Legs | 30" dia | 17" | round | 35 lbs | \$1307 | \$1412 |
| | 7841 | | 30" dia | 22" | round | 40 lbs | \$1360 | \$1465 |
|  | 7845 | Round End Table / Straight Legs | 36" dia | 17" | round | 50 lbs | \$1412 | \$1517 |





30" ROUND TABLE / CURVED LEGS



24" ROUND TABLE / CURVED LEGS

WESTLAKE METAL OCCASIONAL TABLES

| | Model Number | Model Description | Table Top Size | Table Height | Table Top Shape | Shipping Weight | LAMINATE EDGE 2B OR 3A | WOOD VENEER EDGE 8G |
|---|--------------|----------------------------------|----------------|--------------|-----------------|-----------------|------------------------|---------------------|
|  | 7830 | Round End Table / Curved Legs | 24" dia | 17" | round | 30 lbs | \$1255 | \$1412 |
| | 7834 | | 24" dia | 22" | round | 40 lbs | \$1307 | \$1465 |
|  | 7837 | Round End Table / Curved Legs | 30" dia | 17" | round | 35 lbs | \$1418 | \$1465 |
| | 7840 | | 30" dia | 22" | round | 40 lbs | \$1465 | \$1500 |
|  | 7843 | Round Coffee Table / Curved Legs | 36" dia | 17" | round | 50 lbs | \$1523 | \$1573 |



COFFEE TABLE / STRAIGHT LEGS



SQUARE END TABLE / STRAIGHT LEGS

WESTLAKE METAL OCCASIONAL TABLES

| | Model Number | Model Description | Table Top Size | Table Height | Table Top Shape | Shipping Weight | LAMINATE EDGE 2B OR 3A | WOOD VENEER EDGE 8G |
|---|--------------|----------------------------------|----------------|--------------|-----------------|-----------------|------------------------|---------------------|
|  | 7846 | Square End Table / Straight Legs | 20" x 20" | 17" | square | 35 lbs | \$ 1092 | \$ 1201 |
| | 7849 | | 20" x 20" | 22" | square | 40 lbs | \$ 1147 | \$ 1307 |
|  | 7851 | Square End Table / Straight Legs | 24" x 24" | 17" | square | 35 lbs | \$ 1197 | \$ 1244 |
| | 7853 | | 24" x 24" | 22" | square | 40 lbs | \$ 1234 | \$ 1286 |
|  | 7858 | Coffee Table w/ Straight Legs | 20" x 42" | 17" | rectangle | 70 lbs | \$ 1496 | \$ 1531 |
| | 7859 | Coffee Table w/ Straight Legs | 20" x 60" | 17" | rectangle | 80 lbs | \$ 1601 | \$ 1638 |





RECTANGULAR COFFEE TABLE CURVED LEGS



END TABLE CURVED LEGS /
SOLID SURFACE TOP

WESTLAKE METAL OCCASIONAL TABLES

| Model Number | Model Description | Table Top Size | Table Height | Table Top Shape | Shipping Weight | LAMINATE EDGE 2B OR 3A | WOOD VENEER EDGE 8G | |
|--|-------------------|-------------------------------------|--------------|-----------------|-----------------|------------------------|---------------------|--------|
|  | 7864 | Square End Table / 4 Curved Legs | 20" x 20" | 17" | square | 35 lbs | \$1208 | \$1328 |
| | 7867 | | 20" x 20" | 22" | square | 35 lbs | \$1271 | \$1398 |
|  | 7868 | Square End Table / 4 Curved Legs | 24" x 24" | 17" | square | 35 lbs | \$1268 | \$1362 |
| | 7869 | | 24" x 24" | 22" | square | 35 lbs | \$1335 | \$1432 |
|  | 7876 | Coffee Table w/ Curved Legs | 20" x 42" | 17" | coffee table | 70 lbs | \$1531 | \$1684 |
| | 7879 | | 20" x 60" | 17" | coffee table | 80 lbs | \$1659 | \$1880 |

**WESTLAKE METAL COLLECTION
OCCASIONAL TABLES**






ADD-ON TABLE



ON-LINE QUARTER ROUND TABLE

WESTLAKE METAL OCCASIONAL TABLES

| | Model Number | Model Description | Table Top Size | Table Height | Table Top Shape | Shipping Weight | LAMINATE EDGE 2B OR 3A | WOOD VENEER EDGE 8G |
|---|--------------|-----------------------------|----------------|--------------|-----------------|-----------------|------------------------|---------------------|
|  | 7259M | Add-On Table / Tapered Top | 18" x 18" | 15.5" | square | 35 lbs | \$710 | \$781 |
|  | 7261M | On-Line Middle Table | 20" x 18" | 15.5" | square | 35 lbs | \$584 | \$644 |
|  | 7262M | On-Line Quarter Round Table | 23" x 23" | 15.5" | quarter round | 45 lbs | \$705 | \$775 |



WESTLAKE WOOD

Westlake Wood occasional table is built with your choice of laminate, wood veneer or solid surface top with straight or curved tapered solid wood legs.



TAPERED TOP COFFEE TABLE STRAIGHT LEGS



TAPERED TABLE TOP CURVED LEGS

ORDERING INFORMATION

To Order Please Specify:

- 1) Series Name
- 2) Model Number
- 3) Quantity
- 4) Select Table Top Material
- 5) Edge Style Selection and Color
- 6) Finish color for Legs and Apron

SPECIFICATIONS

Table

Table top is CARB Phase I & Phase II Compliant. Laminate, wood veneer and phenolic backing are glued with water based adhesives. Table Top is 0.75" thick.

Table Tops

ERG offers over 1000 standard laminate choices from Nevamar, Wilsonart, Formica and Pionite. Wood veneer in transparent stain colors and custom stain matching are also available. Solid Surface, 3Form Chroma and stone table tops will be quoted upon request.

Frame

The Westlake Wood features tapered solid wood legs, either straight or curved, in your choice of standard wood stain colors. The apron is available in stain matched wood or powder coated metal.

Glides

Factory installed glides included.

OPTIONS

- CODE: W - Wood Apron (stain matched)
- CODE: WM - Metal Apron (powder coat color)



SQUARE END TABLE / STRAIGHT LEGS



ROUND TABLE / METAL OR WOOD APRON / WOOD LEGS






ROUND TABLE / METAL OR
WOOD APRON / WOOD LEGS



END TABLE

WESTLAKE WOOD OCCASIONAL TABLES

| Model Number | Model Description | Table Top Size | Table Height | Table Top Shape | Shipping Weight | LAMINATE EDGE 2B OR 3A | WOOD VENEER EDGE 8G |
|--|------------------------------------|----------------|--------------|-----------------|-----------------|------------------------|---------------------|
|  7240W 7240WM | Round End Table / Straight Legs | 24" dia | 17" | round | 30 lbs | \$ 1145 | \$ 1259 |
| | | | | | 40 lbs | \$ 1202 | \$ 1362 |
| 7241W 7241WM | | 24" dia | 22" | round | 40 lbs | \$ 1201 | \$ 1321 |
| | | | | | 50 lbs | \$ 1261 | \$ 1429 |
|  7242W 7242WM | Round End Table / Curved Legs | 30" dia | 17" | round | 35 lbs | \$ 1250 | \$ 1374 |
| | | | | | 45 lbs | \$ 1313 | \$ 1486 |
| 7243W 7243WM | | 30" dia | 22" | round | 40 lbs | \$ 1311 | \$ 1443 |
| | | | | | 50 lbs | \$ 1377 | \$ 1560 |
|  7244W 7244WM | Round End Table / Curved Legs | 36" dia | 17" | round | 50 lbs | \$ 1449 | \$ 1594 |
| | | | | | 60 lbs | \$ 1521 | \$ 1724 |

W Wood Apron WM Metal Apron

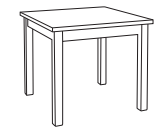


SQUARE END TABLE / STRAIGHT LEGS

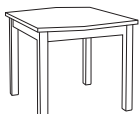


END TABLE / TWO CURVED LEGS

WESTLAKE WOOD OCCASIONAL TABLES



| Model Number | Model Description | Table Top Size | Table Height | Table Top Shape | Shipping Weight | LAMINATE EDGE 2B OR 3A | WOOD VENEER EDGE 8G |
|--------------|--|----------------|--------------|-----------------|-----------------|------------------------|---------------------|
| 7245W | Square End Table / Straight Legs | 24" x 24" | 17" | square | 35 lbs | \$1092 | \$1201 |
| 7245WM | | | | | 45 lbs | \$1147 | \$1299 |
| 7246W | | 24" x 24" | 22" | square | 40 lbs | \$1147 | \$1261 |
| 7246WM | | | | | 50 lbs | \$1204 | \$1364 |
| 7247W | Square Tapered Top End Table / Straight Legs | 24" x 24" | 17" | tapered square | 35 lbs | \$1201 | \$1321 |
| 7247WM | | | | | 45 lbs | \$1261 | \$1429 |
| 7248W | | 24" x 24" | 22" | tapered square | 40 lbs | \$1306 | \$1436 |
| 7248WM | | | | | 50 lbs | \$1371 | \$1553 |
| 7249W | Square End Table / 2 Curved Legs | 20" x 20" | 17" | square | 30 lbs | \$1176 | \$1294 |
| 7249WM | | | | | 40 lbs | \$1235 | \$1400 |
| 7250W | Square End Table / 2 Curved Legs | 24" x 24" | 17" | square | 35 lbs | \$1235 | \$1359 |
| 7250WM | | | | | 45 lbs | \$1297 | \$1470 |



W Wood Apron WM Metal Apron



COFFEE TABLE TAPERED TOP AND STRAIGHT LEGS



SQUARE TOP CURVED LEGS
WITH SOLID SURFACE

WESTLAKE WOOD OCCASIONAL TABLES

| Model Number | Model Description | Table Top Size | Table Height | Table Top Shape | Shipping Weight | LAMINATE EDGE 2B OR 3A | WOOD VENEER EDGE 8G |
|--|--|----------------|--------------|-----------------|-----------------|------------------------|---------------------|
|  7251W 7251WM | Square End Table / 4 Curved Legs | 24" x 24" | 17" | square | 35 lbs | \$1208 | \$1328 |
| | | | | | 45 lbs | \$1268 | \$1436 |
| 7252W 7252WM | | 24" x 24" | 22" | square | 35 lbs | \$1271 | \$1398 |
| | | | | | 45 lbs | \$1335 | \$1512 |
|  7253W 7253WM | Square Tapered End Table / 4 Curved Legs | 24" x 24" | 17" | tapered square | 35 lbs | \$1250 | \$1374 |
| | | | | | 45 lbs | \$1313 | \$1486 |
| 7254W 7254WM | | 24" x 24" | 22" | tapered square | 35 lbs | \$1323 | \$1455 |
| | | | | | 45 lbs | \$1389 | \$1574 |
|  7255W 7255WM | Coffee Table / Tapered Top / Straight Legs | 20" x 42" | 17" | coffee table | 70 lbs | \$1531 | \$1684 |
| | | | | | 80 lbs | \$1608 | \$1822 |
| 7256W 7256WM | | 20" x 60" | 17" | coffee table | 80 lbs | \$1659 | \$1880 |
| | | | | | 90 lbs | \$1742 | \$2033 |

W Wood Apron WM Metal Apron


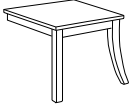




TAPERED TOP COFFEE TABLE AND CURVED LEGS



QUARTER ROUND ON-LINE TABLE

WESTLAKE WOOD OCCASIONAL TABLES

| Model Number | Model Description | Table Top Size | Table Height | Table Top Shape | Shipping Weight | LAMINATE EDGE 2B OR 3A | WOOD VENEER EDGE 8G |
|---|--|----------------|--------------|----------------------|-----------------|------------------------|---------------------|
|  | Coffee Table / Tapered Top / Curved Legs | 20" x 42" | 17" | tapered rectangle | 70 lbs | \$ 1636 | \$ 1800 |
| 7257WM | | | | | 80 lbs | \$ 1718 | \$ 1947 |
| | | 20" x 60" | 17" | tapered rectangle | 80 lbs | \$ 1741 | \$ 1915 |
| 7258WM | | | | | 90 lbs | \$ 1828 | \$ 2071 |
|  | Add-On Table / Tapered Top | 20" x 20" | 15.5" | tapered square | 35 lbs | \$ 683 | \$ 751 |
| 7259WM | | | | | 45 lbs | \$ 717 | \$ 813 |
| | | 24" x 24" | 15.5" | tapered square | 45 lbs | \$ 730 | \$ 803 |
| 7260WM | | | | | 55 lbs | \$ 767 | \$ 868 |
|  | On-Line Middle Table | 22" x 20" | 15.5" | tapered square | 35 lbs | \$ 562 | \$ 618 |
| 7261WM | | | | | 45 lbs | \$ 590 | \$ 669 |
|  | On-Line Quarter Round Table | 26.5" x 26.5" | 15.5" | quarter round | 45 lbs | \$ 677 | \$ 746 |
| 7262WM | | | | | 55 lbs | \$ 711 | \$ 806 |

W Wood Apron WM Metal Apron



END TABLE



SQUARE TOP CURVED LEGS
WITH SOLID SURFACE



END (L or R) ON-LINE TABLE



ALL ROUND OCCASIONAL TABLES
FEATURE A METAL APRON RING

COFFEE TABLE 42" or 60"



TAPERED TOP COFFEE TABLES



RECTANGULAR COFFEE TABLE
FEATURES A TAPERED TOP




SQUARE END TABLE / STRAIGHT LEGS



QUARTER ROUND ON-LINE TABLE



ON-LINE MIDDLE TABLE



STRAIGHT LEG END TABLE
FEATURES A TAPERED TOP

Let ERG International complete the order!

We are a complete source for all of your furniture needs:

From office to public eateries! ERG International is your window of opportunity for customization.

Call us to see how easy we are to work with.

Table Bridges682
 Modesty Panels683
 Table Accessories684
 Power / Data685
 Chair Dollies692
 Table Dollies693
 Waste Receptacles694
 In-House Manufacturing.....696




TABLE BRIDGES

Easily connect 2 tables with quick-release ganging devices. Use table bridges to expand table configurations.



ORDERING INFORMATION

- 1) Series Name
- 2) Model Number
- 3) Size
- 4) Quantity
- 5) Laminate Selection & No.
- 6) Edge Style Code and Color
- 7) Drawing


BRIDGE SPECIFICATIONS

No Base

All connecting bridges include quick-release ganging devices for attachment to tables. Ganging devices have metal screws with manual knobs and metal inserts are embedded in bridge top for a steel to steel connection.

Depending on the configuration and table size the table leg column support plate may be formed to extend slightly from the edge of the table to offer additional support for a larger bridge. Please call customer service for assistance.

Bridges are offered in 6 sizes. Ganging devices are included in price of bridge. ERG recommends the use of connecting bridges for fixed base or floor mounted tables.



FINISHES | EDGES

Laminate Selections

ERG offers over 1000 standard laminate choices from Nevamar, Wilsonart, Formica and Pionite.

Veneer Selections

ERG offers 3 species of wood veneer; Maple, Cherry and Oak in transparent wood stain colors. Please refer to Color Finishes publication.

Wood Edge Stain Colors

For colors refer to "Color Finishes" brochure. For actual color samples, please call ERG Customer Service.

For Additional Table Edge Information & Colors

See specifiers at beginning of table section.

LAMINATE BRIDGE EDGES

Group 2

2-B 2-B 3MM PVC

Group 3

3-A 3-A 3MM Woodtone

Group 4

4-A 4-A 3MM Wood

Group 5

5-A 5-A Flat Wood 0.5"

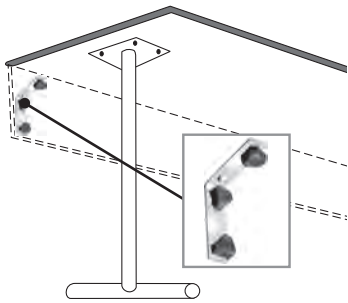
MODEL / DESCRIPTION / LIST PRICING

TABLE BRIDGES | 30° | 45°




| Model Number | Table Top Size | Shpg. Wght | Base Spread | Ganging Devices | LAMINATE TOP ASSORTED EDGES | | | |
|--------------|----------------|------------|-------------|-----------------|-----------------------------|-------|-------|--------|
| | | | | | GRP 2 | GRP 3 | GRP 4 | GRP 5 |
| TB1830 | 30° X 18"L | 51 | N/A | 1 Set | \$512 | \$616 | \$680 | \$875 |
| TB2430 | 30° X 24"L | 57 | N/A | 1 Set | \$516 | \$622 | \$686 | \$882 |
| TB3030 | 30° X 30"L | 62 | N/A | 1 Set | \$572 | \$678 | \$744 | \$944 |
| TB1845 | 45° X 18"L | 59 | N/A | 1 Set | \$547 | \$655 | \$719 | \$920 |
| TB2445 | 45° X 24"L | 68 | N/A | 1 Set | \$588 | \$715 | \$796 | \$1037 |
| TB3045 | 45° X 30"L | 76 | N/A | 1 Set | \$663 | \$795 | \$878 | \$1128 |

MODESTY PANELS
FIXED, FLIP-TOP AND FOLDING



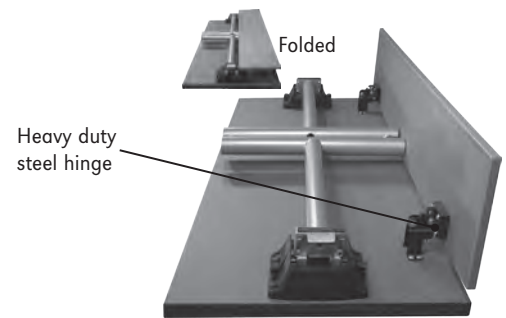
FIXED MODESTY PANEL

Modesty Panels are 8" wide by .75" thick by 36", 42", 48", 60", 72", 84" or 96" in length. Panels manually attach to underside of table tops with "L" brackets and are secured with 2 finger knobs. Modesty panels are covered with choice of laminate. Custom sizes are available.



FLIP-TOP MODESTY PANEL

Flip-Top Modesty Panels are 10" with a 7" wide mesh cable pocket with Velcro closing strips. Available in 48", 60" or 72" lengths. Flip-Top Modesty Panels are typically used on the Brandon Series folding tables. Panels swing freely and are secured to bottom of table top with clamps. Black is the only color available on mesh flip-top modesty panels



FOLDING MODESTY PANEL

Folding Modesty Panels are 8" wide by .75" thick by 36", 42", 48", 60", 72", 84" or 96" in length. Folding Modesty Panels are typically used on the Brandon Series folding tables. Panels are secured with heavy gauge steel hinges for maximum strength.

MODEL / DESCRIPTION / LIST PRICING

MODESTY PANEL |

| Model Number | Panel Size | Shpg. Wght | GRP 2 | GRP 3 | GRP 4 |
|--------------|------------|------------|-------|-------|-------|
| | | | | | |
| RMP36 | 8" X 36" | 32 | \$197 | \$236 | \$276 |
| RMP42 | 8" X 42" | 38 | \$225 | \$267 | \$313 |
| RMP48 | 8" X 48" | 42 | \$280 | \$335 | \$395 |
| RMP60 | 8" X 60" | 47 | \$309 | \$366 | \$435 |
| RMP72 | 8" X 72" | 49 | \$359 | \$429 | \$508 |
| RMP84 | 8" X 84" | 54 | \$417 | \$517 | \$613 |
| RMP96 | 8" X 96" | 59 | \$431 | \$537 | \$635 |

MODESTY PANEL | MESH | FLIP *Mesh Flip-Top Modesty Panel comes in black only

| Model Number | Panel Size | Shpg. Wght | MESH/FLIP |
|--------------|------------|------------|-----------|
| | | | MESH |
| MMP48 | 10" X 48" | 42 | \$216 |
| MMP60 | 10" X 60" | 47 | \$238 |
| MMP72 | 10" X 72" | 49 | \$279 |

MODESTY PANEL | FOLDING | FLIP

| Model Number | Panel Size | Shpg. Wght | GRP 2 | GRP 3 | GRP 4 |
|--------------|------------|------------|-------|-------|-------|
| | | | | | |
| FMP36 | 8" X 36" | 32 | \$249 | \$279 | \$315 |
| FMP42 | 8" X 42" | 38 | \$271 | \$306 | \$345 |
| FMP48 | 8" X 48" | 42 | \$318 | \$363 | \$415 |
| FMP60 | 8" X 60" | 47 | \$340 | \$390 | \$445 |
| FMP72 | 8" X 72" | 49 | \$384 | \$441 | \$542 |
| FMP84 | 8" X 84" | 54 | \$444 | \$515 | \$594 |
| FMP96 | 8" X 96" | 59 | \$459 | \$531 | \$616 |

LAMINATE PANEL EDGES

Group 2



Group 3



Group 4

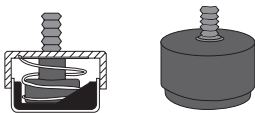


TABLE CASTERS



| Model Number | Item Description | List Price |
|---|--|------------|
| Mobile Casters (set of 4 casters) for Tables | Maximum table top size: 36" x 96". Overall table height 29". Available in black only. Includes set of 4 locking casters. | \$103 |

SELF LEVELING GLIDES



| | | |
|-----------------------------|---|----------|
| Self Leveling Glides | This patented, automatic, self-adjusting table glide is the answer to wobble free tables. The self leveling glide uses the table's own weight to adjust to the unevenness of any floor surface instantly and automatically. Made of high-grade, impact resistant nylon. Easy to install. Available in Black-only. Glide measures: 1.25 " in diameter and has a standard 1/4"-20 threaded stud. Note: Some table bases have 5 glides, call Customer Service for number of glides needed. | \$11 ea. |
|-----------------------------|---|----------|

GANGING MECHANISM FOR TABLE



| | | |
|--|---|------------|
| Ganging Mechanism for Tables (Factory installed) | Ganging mechanism is finish steel w/ black powder coat finish | \$100 pair |
| Ganging Mechanism for Tables (Field installed, hardware only) | Ganging mechanism is finish steel w/ black powder coat finish | \$79 pair |

MODESTY PANELS FOR TABLES*



Laminate with PVC edge



Metal with round perforations on Strata only



Metal with slotted perforations on Strata only

*For more information and pricing, please refer to table pricing.

COMPUTER ACCESSORIES FOR TABLES



Under surface slide out CPU holder
\$399 list



Fully-articulating monitor arm
\$383 list



Fully-articulating adjustable height keyboard support with reversible mouse pad
\$441 list

TOP NOTCH UNITS



Top Notch (power only)

- includes:
- 2 electrical outlets (15 AMP / 125 VOLT)
 - 72" 15 AMP single circuit cord
- UL listed

| MODEL | list price each |
|---|-----------------|
| Black Textured Finish TOP NOTCH2 P BL | \$310 |
| Silver Pearl Finish TOP NOTCH2 P SP | \$310 |



Top Notch (power and data)

- includes:
- 1 electrical outlet (15 AMP / 125 VOLT)
 - 1 RJ45 cat 6 data jack
 - 72" 15 AMP single circuit cord
 - 72" patch cord
- UL listed

| MODEL | list price each |
|---|-----------------|
| Black Textured Finish TOP NOTCH2 B BL | \$415 |
| Silver Pearl TOP NOTCH2 B SP | \$415 |



Top Notch (power and USB)

- includes:
- 1 electrical outlet (15 AMP / 125 VOLT)
 - 1 USB charging port
 - 72" 15 AMP single circuit cord
 - 72" patch cord
 - Powered USB kit (Transformer)
- UL listed



| MODEL | list price each |
|--|-----------------|
| Black Textured Finish TOP NOTCH2 U BL PWRUSB-20ABB72K | \$557 |
| Silver Pearl TOP NOTCH2 U SP PWRUSB-20ABB72K | \$557 |

Note: As application constraints may vary with each order, ERG must approve all power applications.

Standard Placement and Dimensions

for Top Notch power locations, please provide detailed drawing

Top Notch unit dimensions:

- Power Only: 3.7" x 3.7"
- Power and Data: 3.7" x 3.7"
- Power and USB: 3.7" x 3.7"

Table Top Cutout Only (no power)
\$150 list • per cutout, per table
Custom Cutout • call for quote
requires diagram and dimensions for approved placement

COVE FLUSH MOUNT UNITS



Cove (power only)

- includes:
- 2 electrical outlets (15 AMP / 125 VOLT)
 - clamp mount installation
 - 108" 15 AMP single circuit cord
- ETL listed

MODEL

Black Finish
COV-2-B-108

list price each

\$341

Silver Pearl Finish
COV-2-S-108

\$341



Cove (power and USB)

- includes:
- 2 electrical outlets (15 AMP / 125 VOLT)
 - 2 USB charging outlets
 - clamp mount installation
 - 108" 15 AMP single circuit cord
- ETL listed

MODEL

Black Finish
COV-2U-B-108

list price each

\$467

Silver Pearl Finish
COV-2U-S-108

\$467



Cove (power, USB and convenience outlets)

- includes:
- 2 electrical outlets (15 AMP / 125 VOLT)
 - 2 USB charging outlets
 - 2 convenience outlets
 - clamp mount installation
 - 108" 15 AMP single circuit cord
- ETL listed

MODEL

Black Finish
COV-22U-B-108

list price each

\$656

Silver Pearl Finish
COV-22U-S-108

\$656



Cove Round (power and USB)

- includes:
- 2 electrical outlets (15 AMP / 125 VOLT)
 - 2 USB charging outlets
 - clamp mount installation
 - 108" 15 AMP single circuit cord
- ETL listed

MODEL

Black Finish
COV-R-2U-B-108

list price each

\$467

Silver Pearl Finish
COV-R-2U-S-108

\$467

Note: As application constraints may vary with each order, ERG must approve all power applications.

Standard Placement and Dimensions

for Cove power locations, please provide detailed drawing

Cove dimensions:

Power only: 5.0" x 2.5"

Power and USB: 5.75" x 2.5"

Power and USB with convenience: 7.75" x 2.5"

Cove Round dimensions:

Power and USB: 6" diameter

Table Top Cutout Only (no power)

\$150 list • per cutout, per table

Custom Cutout • call for quote

requires diagram and dimensions for approved placement

VILLA SERIES - SINGLE CORDED UNITS



Villa (power only)

- includes:
- 2 electrical outlets (15 AMP / 125 VOLT)
 - 2 knockouts for RJ45 cat 6 data
 - 1 convenience receptacle
 - 72" 15 AMP single circuit cord
 - 4 cable clamps
- UL/UCL listed

MODEL

Black Finish

- VIL-C-DKO-B-72 (power unit)
- VIL-GROM-F-B (flush lid grommet)

list price each
(includes grommet)

\$341

Silver Finish

- VIL-C-DKO-S-72 (power unit)
- VIL-GROM-F-S (flush lid grommet)

\$341



Villa (power and data)

- includes:
- 2 electrical outlets (15 AMP / 125 VOLT)
 - 2 RJ45 cat 6 data jacks
 - 1 convenience receptacle
 - 72" 15 AMP single circuit cord
 - 4 cable clamps
- UL/UCL listed

MODEL

Black Finish

- VIL-C-D-B-72 (power unit)
- VIL-GROM-F-B (flush lid grommet)

list price each
(includes grommet)

\$446

Silver Finish

- VIL-C-D-S-72 (power unit)
- VIL-GROM-F-S (flush lid grommet)

\$446



Villa (power, data and A/V)

- includes:
- 2 electrical outlets (15 AMP / 125 VOLT)
 - 1 RJ45 cat 6 data jack
 - 1 mini stereo
 - 1 15-pin HD VGA f/f
 - 1 convenience receptacle
 - 72" 15 AMP single circuit cord
 - 4 cable clamps
- UL/UCL listed

MODEL

Black Finish

- VIL-C-V-B-72 (power unit)
- VIL-GROM-F-B (flush lid grommet)

list price each
(includes grommet)

\$562

Silver Finish

- VIL-C-V-S-72 (power unit)
- VIL-GROM-F-S (flush lid grommet)

\$562



Villa (power, data and USB)

- includes:
- 2 electrical outlets (15 AMP / 125 VOLT)
 - 2 RJ45 cat 6 data jacks
 - 2 USB charging outlets
 - 1 convenience receptacle
 - 72" 15 AMP single circuit cord
 - 4 cable clamps
- UL/UCL listed

MODEL

Black Finish

- VIL-C-U-D-B-72 (power unit)
- VIL-GROM-F-B (flush lid grommet)

list price each
(includes grommet)

\$625

Silver Finish

- VIL-C-U-D-S-72 (power unit)
- VIL-GROM-F-S (flush lid grommet)

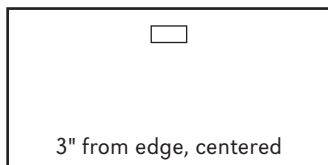
\$625

Note: As application constraints may vary with each order, ERG must approve all power applications. 72" power cord is standard, 36" or 108" power cord lengths are available upon request.

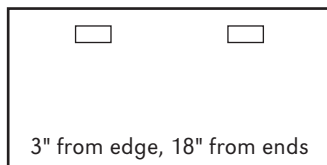
Standard Placement and Dimensions

Standard placements shown below, for custom locations, please provide detailed drawing.

single power unit



two power units



Villa dimensions:

- Grommet: 3.39" x 5.68"
- Power Unit: 3.20" x 8.63" x 2.25"

Table Top Cutout Only (no power)

- \$150 list • per cutout, per table
- Custom Cutout • call for quote
- requires diagram and dimensions for approved placement

VILLA SERIES - DAISY LINK™ HARDWIRE KIT

Note: When ordering kits, table length must be specified.



Villa Daisy Link™ Kit (power only)

- includes:
- 2 electrical outlets (15 AMP / 125 VOLT)
 - 2 data knockouts
 - 1 hardwire, 2 circuit cord (20 AMP)
 - 1 FM cable
 - 1 FF cable
 - 4 cable clamps
- Power Base is UL listed

MODEL

Black Finish

- VIF-41-DKOB-_-K (power unit kit)
- VIL-GROM-F-B (flush lid grommet)

list price each
(includes kit & grommet)

\$436

Silver Finish

- VIF-41-DKOS-_-K (power unit kit)
- VIL-GROM-F-S (flush lid grommet)

\$436



Villa Daisy Link™ Kit (power and data)

- includes:
- 2 electrical outlets (15 AMP / 125 VOLT)
 - 2 RJ45 cat 6 data jacks
 - 1 hardwire, 2 circuit cord (20 AMP)
 - 1 FM cable
 - 1 FF cable
 - 4 cable clamps
- Power Base is UL listed

MODEL

Black Finish

- VIF-4-1-D-B (power unit kit)
- VIL-GROM-F-B (flush lid grommet)

list price each
(includes kit & grommet)

\$572

Silver Finish

- VIL-4-1-D-S (power unit kit)
- VIL-GROM-F-S (flush lid grommet)

\$572



Villa Daisy Link™ Kit (power, data and A/V)

- includes:
- 2 electrical outlets (15 AMP / 125 VOLT)
 - 1 RJ45 cat 6 data jack
 - 1 mini stereo
 - 1 15-pin HD VGA f/f
 - 1 hardwire, 2 circuit cord (20 AMP)
 - 4 cable clamps
- Power Base is UL listed

MODEL

Black Finish

- VIF-4-1-V-B (power unit kit)
- VIL-GROM-F-B (flush lid grommet)

list price each
(includes kit & grommet)

\$688

Silver Finish

- VIL-4-1-V-S (power unit kit)
- VIL-GROM-F-S (flush lid grommet)

\$688

Hard Wire Cable 72"

hardwire infeed - up to 2 circuits

MODEL

42SB2-72

list price each

\$142

Quick Disconnect Box

offers hardwire solution with corded convenience

42QD

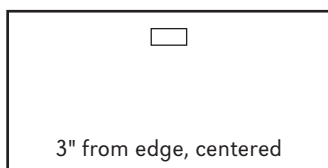
\$110

Note: As application constraints may vary with each order, ERG must approve all power applications. When ordering, table length must be specified. For tables larger than 72", two units are required.

Standard Placement and Dimensions

Standard placements shown below, for custom locations, please provide detailed drawing.

single power unit



Villa unit dimensions:

Grommet: 3.39" x 5.68"

Power Unit: 3.20" x 8.63" x 2.25"

Table Top Cutout Only (no power)

\$150 list • per cutout, per table

Custom Cutout • call for quote

requires diagram and dimensions for approved placement

INTERACT AND INTERFACE SERIES



Interact

- includes:
- 2 electrical outlets (15 AMP / 125 VOLT)
 - 1 convenience receptacle
 - 72" 15 AMP single circuit cord
 - (1) telecom cutout (see options below)
- UL/UCL listed

MODEL

list price each

Black Textured Finish
 INTERACT SC

\$373

Silver Pearl Finish
 INTERACT SP 012

\$373



Interface I TT

- includes:
- 4 electrical outlets (15 AMP / 125 VOLT)
 - 72" 15 AMP single circuit cord
 - (4) telecom cutouts (see options below)
- UL/UCL listed

MODEL

list price each

Black Textured Finish
 INTRFC I TT SC

\$730

Silver Pearl Finish
 INTRFC I TT 036

\$730



Interface II TT (two sided unit)

- includes:
- 8 electrical outlets (15 AMP / 125 VOLT)
 - 72" 15 AMP single circuit cord
 - (8) telecom cutouts (see options below)
- UL/UCL listed

MODEL

list price each

Black Textured Finish
 INTRFC II TT SC

\$1276

Silver Pearl Finish
 INTRFC II TT CS

\$1276

Telecom Plate Options

- RJ11 cat 3 voice + RJ45 cat 6 data
- (2) RJ45 cat 6 data
- (4) RJ45 cat 6 data
- USB A/A connector (incl. 72" patch cord)
- HDMI video
- mini stereo + VGA video

MODEL

list price each

A-BL-A-B

\$47

A-BL-B-B

\$58

A-BL-B-B-B-B

\$116

A-BL-102

\$79

A-BL-C45

\$131

A-BL-C51-L

\$131

Note: As application constraints may vary with each order, ERG must approve all power applications. 72" power cord is standard, 108", 144" or 180" power cord lengths are optional.

Standard Placement and Dimensions

for conferencing locations, please provide detailed drawing

Unit dimensions:

Interact: 4.75" x 8.375"

Interface I TT: 6.0" x 13.625"

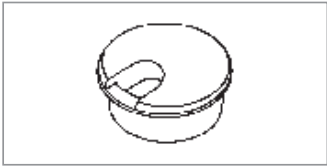
Interface II TT: 10.94" x 13.625"

Table Top Cutout Only (no power)

\$150 list • per cutout, per table
 Custom Cutout • call for quote

requires diagram and dimensions for approved placement

TABLE GROMMETS / WIRE MANAGEMENT



Round Table Grommet

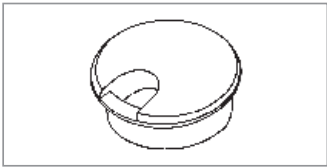
- 2 piece unit: cap and liner
- 1.75" inside diameter
- 2" overall diameter

MODEL

Black Finish
GR01

list price each

\$47



Round Table Grommet

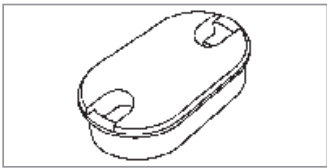
- 2 piece unit: cap and liner
- 2.5" inside diameter
- 3" overall diameter

MODEL

Black Finish
GR02

list price each

\$58



Oval Table Grommet

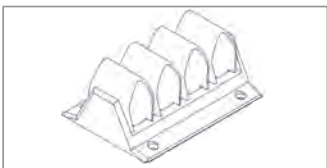
- 2 piece unit: cap and liner
- 3.75" x 1.75" inside opening
- 4" x 2" overall

MODEL

Black Finish
GR03

list price each

\$79



4-Loop Wire Management

- under table plastic loops
- four loops to organize wires
- black or silver finish

MODEL

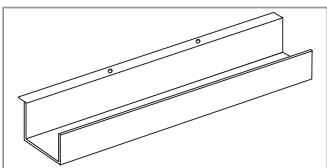
Black Finish
WM23A-B

list price - set of 2

\$58

Silver Finish
WM23A-S

\$58



Wire Management Trough

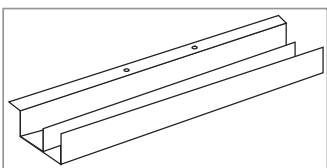
- under table metal trough
- field installed

MODEL

Black Finish
MMTO1

list price per table

\$100



Split Channel Wire Management Trough

- under table metal trough
- two channels to separate voice/data
- field installed

MODEL

Black Finish
MMTO2

list price per table

\$142

TABLE LEG WIRE MANAGEMENT



Plastic Snap On Sleeve

features:

- 22" sleeve
- attaches with adhesive strips
- separate channels for power/data
- available on 2" or 3" diameter columns

MODEL

Black
LWM-01-B

list price each

\$58

Silver
LWM-01-S

\$58



Aluminum Snap On Sleeve

features:

- 22" snap on sleeve
- separate channels for power/data
- available on 2" or 3" diameter columns

MODEL

Color Matched Finish
LWM-02

list price each

\$68



Built-in Hinge Door

features:

- door integrated into table leg
- all wires contained inside the table leg
- available on Brandon models only

MODEL

Color Matched Finish
LWM-03

list price each

\$131



Power Leg

features:

- access holes integrated into table leg
- all wires contained inside the table leg
- available on Arccos and Strata models only

MODEL

Black Finish Ring
P-LEG

list price each

\$121



Modified Top Plate and Column

features:

- allows power in a center column table
- all wires contained inside the table leg
- grommet at base of column
- available on most models
- **- please call factory to confirm**

MODEL

Color Matched Finish
MTP

list price each

\$289

STACKING CHAIR DOLLY / LIST PRICING*

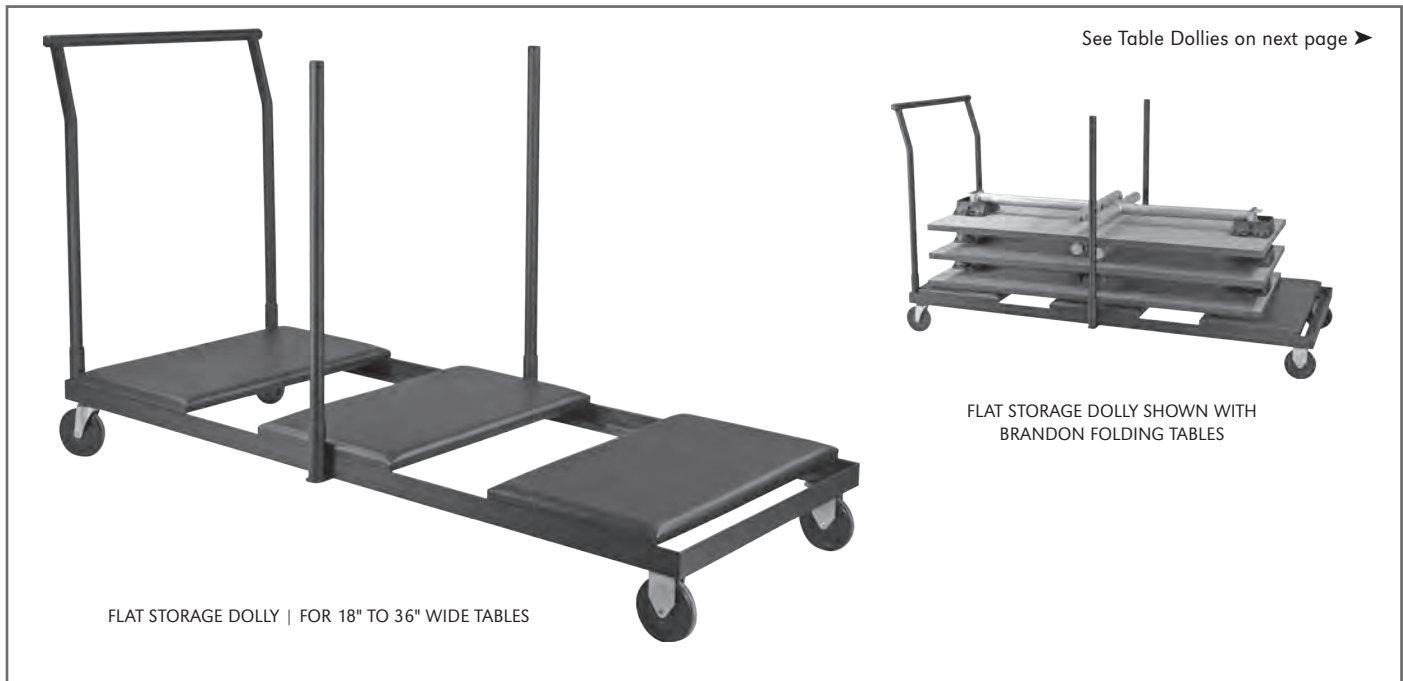


#196 DOLLY SHOWN WITH
WEBBY 4-LEG STACKING CHAIRS



This dolly will accommodate all stacking chairs up to 22.5" deep.
Square laminate base insert protects chairs. Approx. 25" x 25".

| |
|------------------------------------|
| #196 - DOLLY FOR 4-LEG BASE CHAIRS |
| \$483 |



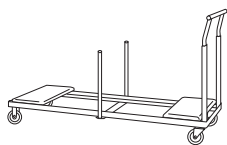
See Table Dollies on next page ►

FLAT STORAGE DOLLY SHOWN WITH
BRANDON FOLDING TABLES

FLAT STORAGE DOLLY | FOR 18" TO 36" WIDE TABLES

MODEL / DESCRIPTION / LIST PRICING

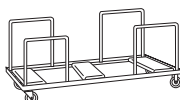
FLAT STORAGE DOLLY | FOR 18" TO 36" WIDE TABLES



| Model Number | Table Top Size | Stacking Capacity | Dolly Dimensions | Shipping Weight | LIST PRICE |
|--------------|----------------|-------------------|--------------------|-----------------|------------|
| D18X60 | 18" x 60" | 6 | 22"W x 72"L x 40"H | 75 lbs. | \$1434 |
| D18X72 | 18" x 72" | 6 | 22"W x 72"L x 40"H | 75 lbs. | \$1434 |
| D18X84 | 18" x 84" | 6 | 22"W x 72"L x 40"H | 75 lbs. | \$1434 |
| D18X96 | 18" x 96" | 5 | 22"W x 72"L x 40"H | 75 lbs. | \$1434 |
| D24X60 | 24" x 60" | 5 | 28"W x 72"L x 40"H | 97 lbs. | \$1518 |
| D24X72 | 24" x 72" | 5 | 28"W x 72"L x 40"H | 97 lbs. | \$1518 |
| D24X84 | 24" x 84" | 5 | 28"W x 72"L x 40"H | 97 lbs. | \$1518 |
| D24X96 | 24" x 96" | 5 | 28"W x 72"L x 40"H | 97 lbs. | \$1518 |
| D30X60 | 30" x 60" | 5 | 34"W x 72"L x 40"H | 119 lbs. | \$1716 |
| D30X72 | 30" x 72" | 5 | 34"W x 72"L x 40"H | 119 lbs. | \$1716 |
| D30X84 | 30" x 84" | 4 | 34"W x 72"L x 40"H | 119 lbs. | \$1716 |
| D30X96 | 30" x 96" | 4 | 34"W x 72"L x 40"H | 119 lbs. | \$1716 |
| D36X60 | 36" x 60" | 4 | 40"W x 72"L x 40"H | 141 lbs. | \$1910 |
| D36X72 | 36" x 72" | 4 | 40"W x 72"L x 40"H | 141 lbs. | \$1910 |
| D36X84 | 36" x 84" | 4 | 40"W x 72"L x 40"H | 141 lbs. | \$1910 |
| D36X96 | 36" x 96" | 4 | 40"W x 72"L x 40"H | 141 lbs. | \$1910 |

FLAT STORAGE DOLLY. Ideal for "rectangular tables that fold flat". All dollies are manufactured by ERG based on the table size. Dollies are constructed of 2"x 2"x 3/16" heavy gauge steel and 1.25" round steel tubing. Special removable posts are designed so that tables WILL NOT fall off dolly. The posts can be removed when tables are ready to be loaded or unloaded from the dolly. Upholstered boards are finished in black vinyl and are attached to the metal frame to protect the tables during storage. Dolly includes a removable handle for storage. Two each, 5" swivel and two each, 5" non-swivel casters are welded to frame for maximum strength and guidability. Dollies are finished in black textured powder coat paint.

VERTICAL STORAGE DOLLY | FOR RECTANGULAR TABLES



| Model Number | Stacking Capacity | Dolly Dimensions | Shipping Weight | LIST PRICE |
|--------------|-------------------|--------------------|-----------------|------------|
| D-OL-MP | 6 | 34"W x 72"L x 40"H | 40 lbs. | \$1674 |

VERTICAL STORAGE DOLLY. Ideal for rectangular tables with overlapping legs or removable modesty panels. All dollies are manufactured by ERG based on the table size. Dollies are constructed of 2"x 2"x 3/16" heavy gauge steel and 1.25" round steel tubing. Special removable posts are designed so that tables WILL NOT fall off dolly. The posts can be removed when tables are ready to be loaded or unloaded from the dolly. Upholstered boards are finished in black vinyl and are attached to the metal frame to protect the tables during storage. Dolly includes a removable handle for storage. Two each, 5" swivel and two each, 5" non-swivel casters are welded to frame for maximum strength and guidability. Dollies are finished in black textured powder coat paint. Designed for tables & modesty panels to store vertically.

VERTICAL STORAGE DOLLY | FOR ROUND TABLES



| Model Number | Stacking Capacity | Dolly Dimensions | Shipping Weight | LIST PRICE |
|--------------|-------------------|--------------------|-----------------|------------|
| D60 | 6 | 34"W x 72"L x 40"H | 40 lbs. | \$1637 |

VERTICAL STORAGE DOLLY. Ideal for "round tables". All dollies are manufactured by ERG based on the table size. Dollies are constructed of 2"x 2"x 3/16" heavy gauge steel and 1.25" round steel tubing. Special removable posts are designed so that tables WILL NOT fall off dolly. The posts can be removed when tables are ready to be loaded or unloaded from the dolly. Upholstered boards are finished in black vinyl and are attached to the metal frame to protect the tables during storage. Dolly includes a removable handle for storage. Two each, 5" swivel and two each, 5" non-swivel casters are welded to frame for maximum strength and guidability. Dollies are finished in black textured powder coat paint. Designed for round tables to store vertically.

WASTE RECEPTACLE CABINET

Cabinets have hinged doors and are completely laminated. Available features include Solid Surface tops and custom door designs.



TOP LOAD WASTE RECEPTACLE CABINET
FEATURING STAINLESS STEEL RING W/ OPTIONAL HANDLE PULL



FRONT LOAD WASTE RECEPTACLE CABINET
WITH LAMINATE TOP

ORDERING INFORMATION

- | | |
|-----------------------|-------------------------------|
| 1) Series Name | 5) Engraving Option |
| 2) Model Number | 6) Corian or AV Top selection |
| 3) Quantity | 7) Options |
| 4) Laminate Selection | |

SPECIFICATIONS

Standard Features

Cabinet units are covered on all sides with high pressure laminated both sides. All door hinges are concealed type. All doors are balanced and precision cut to fit. All cabinet doors come with magnetic latch. Top load models feature a standard stainless steel ring. Kickbase in black laminate with plastic glides installed. All engraving in black.


• All units are fully assembled and ready for use. For safe delivery each unit is cartoned and wood crated.



RI - recycle engraving



TI - trash engraving



TY - thank you engraving



CD - CUSTOM DESIGN engraving

***Note regarding Solid Surface tops:**

Standard solid surface colors are Corian Bronzite or Wilsonart Coconut. For quantities of six or more, any solid surface can be used. Call customer service for a quote.

FINISHES | EDGES

Construction

Each unit is dowel and dado constructed. Constructed with 0.75" particle board covered with high pressure laminate.

Laminate Selections

ERG offers over 1000 standard laminate choices from Nevamar, Wilsonart, Formica and Pionite.

Special Edge Note

All laminate self edges are hand filed to perfection.

OPTIONS

- CODE: 2LC - 2 Color Laminate option
- CODE: TRG - Tray Glides - available in Laminate or Solid Surface
- CODE: BPC - Black Polyurethane Liner - 18.5" square x 26 high"
- Custom Engraving on Front Load - CODE:
 - RI - Recycle Icon
 - TI - Trash Icon
 - TY - Thank You
 - CD - Custom Engraving Design: Call for quote
- Custom Cabinets available - Call Customer Service




TWO FRONT LOAD WASTE RECEPTACLE CABINETS
WITH SPANNING SHELF UNIT

| DIMENSIONS | Model 4802 Cabinet | Model 4804 Cabinet | Model 4806 Cabinet |
|-------------------|--------------------|--------------------|--------------------|
| Trash Opening: | 10" Round | 10" Round | 22" x 12" |
| Cabinet Door: | 21.5" x 31" | 21.5" x 31" | 21.5" x 31" |
| Top Shelf Height: | N/A | 48" | N/A |
| Overall Depth: | 24" | 23" | 23" |
| Overall Width: | 24" | 23" | 23" |
| Overall Height: | 35" | 48" | 48" |
| Qty/Wt per carton | 1 ea. 125 lbs | 1 ea. 145 lbs | 1 ea. 135 lbs |



OPTIONAL TRAY GUIDES SHOWN ON FRONT LOADING CABINET

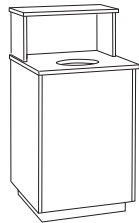
MODEL / DESCRIPTION / LIST PRICING



4802 Waste Receptacle Cabinet
Top load cabinet with stainless steel ring.

| |
|---------------------------------------|
| TOP LOAD CABINET, LAMINATE TOP |
| \$2248 |

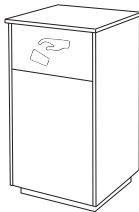
| |
|---|
| TOP LOAD CABINET, SOLID SURFACE TOP* |
| \$2772 |



4804 Waste Receptacle Cabinet with Top Shelf
Top load cabinet with stainless steel ring.

| |
|--|
| TOP LOAD WITH SHELF, LAMINATE TOP AND SHELF |
| \$2747 |

| |
|--|
| TOP LOAD WITH SHELF, SOLID SURFACE TOP AND SHELF* |
| \$3577 |

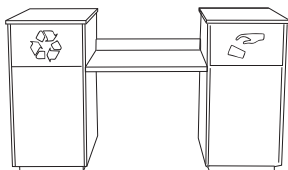


4806 Waste Receptacle Cabinet
Front load cabinet with swinging door.

Note: Double attached units are also available

| |
|---|
| FRONT LOAD CABINET, LAMINATE TOP |
| \$2747 |

| |
|---|
| FRONT LOAD CABINET, SOLID SURFACE TOP* |
| \$3041 |



4808 Spanning Shelf Unit
Call with specifications

| |
|----------------------------|
| SPANNING SHELF UNIT |
| Call for quote |

***Note regarding Solid Surface tops:**

Standard solid surface colors are Corian Bronzite or Wilsonart Coconut.
For quantities of six or more, any solid surface can be used.
Call customer service for a quote.

OPTIONS

Add upcharge to list price and code to model number

| | | |
|-----|--|---------|
| 2LC | 2 Color Laminate option | Add 15% |
| TRG | Tray Glides - Laminate | \$98 |
| TRG | Tray Glides - Solid Surface | \$150 |
| BPC | Black Polyurethane Can Liner - order with Unit | \$169 |
| BPC | Black Polyurethane Can Liner - order separate | \$250 |

| | | |
|----|-------------------------|-------|
| RI | Engraved Recycle Icon | \$189 |
| TI | Engraved Trash Icon | \$189 |
| TY | Engraved Thank You | \$189 |
| HP | Handle Pull | \$250 |
| CD | Custom Engraving Design | call |



Needing to expand our production area, we moved our upholstery and foam application departments to our new facility down the road. This allows us to more easily accommodate large production orders.

A few words about ERG's high quality standard of upholstery and foam application:

Each and every one of our wood frame products are handcrafted with loving care and made to last a lifetime! ERG guarantees upholstery to be crisp, clean and without any wrinkles.

Every wood frame is finished with a multi-ply or hard surface and then covered entirely with high resiliency foam, which is bonded to the frame with a water-based adhesive.

A thick fiber is then stapled over the no-sag springs to stabilize them and equally distribute the seating load.

Why do we insist on these time-intensive processes?

To protect the fabric/upholstery from deteriorating, ripping or being cut at seams, corners or edges.


Here are some questions to ask before purchase:

- Why invest in furniture that will not last or can be easily damaged from the wear and tear of public use?
- Why buy furniture that will look shabby soon after your purchase is delivered to your site?
- Why regret your decisions?

Let ERG International make you shine and your clients happy with your furniture selection!



Unlike most major furniture manufacturers, which hire sub-contractors to make their parts, ERG fabricates nearly all furniture components in our Oxnard, California manufacturing facilities.



4-Axis KOMO machining center



Cube/Cylinder fabrication



T-mold machine




We also keep thousands of linear feet of solid and tubular metal stock on hand



ERG carries full stock of hardwoods and engineered panels.



Cabinet/Casegoods fabrication




Straight-line 3mm and self edge bander



In-house metal fabrication center. Capabilities include: stamping, cutting, bending, rolling, welding and more!

In-house Conveyorized Powder Coat application center



4-Axis CNC router with 3mm universal edge bander



Thermwood 67 with 5-Axis CNC contour router



In-house hand finishing and custom wood-working department