

ERG international

SEATING • TABLES

- Chairs
- Multiple Seating
- Swivel Seating
- Banquettes
- Clusters
- Lounge
- Modular Lounge
- Beam Seating
- Benches & Ottomans
- Tables
- Occasional Tables
- Accessories

FALL 2014 | PRICE LIST

MULTIPURPOSE SEATING	1
CHILDRENS SECTION	107
MULTIPLE SEATING	117
SWIVEL SEATING	139
BANQUETTES	157
CLUSTER SEATING	184
LOUNGE	197
MODULAR	278
BEAM SEATING	355
BENCHES • OTTOMANS	363
TABLES	398
OCCASIONAL TABLES	513
ACCESSORIES	567

Let ERG International help you in the decision making!

We gladly provide seating for:

- Community Rooms
- Bars, Cafés, Restaurants
- Public Eating Areas
- Food Courts
- Student Study Centers
- Student Resident Halls
- Student Dining Areas
- Cafeteria Seating
- Dining Halls
- Medical Facilities
- Surgery Centers
- Emergency Rooms
- Corporate Dining Areas
- Government Institutions

LPS - Laminate Plywood Seating 2

DBC – Designer Back Cutouts 4

DOC – Design Your Own Chair 5

Belson 6

Benton 8

Bikini Wood 11

Brio 13

Centra 19

Condi 21

Copa 22

Dekko 23

Del 28

Delfi 30

Edge 35

Elos 37

Fairmont 40

Florin 42

Harris 44

Levon 46

Marco 48

Metropolis 51

Mylo 53

Origami 56

Pento 57

Rewind 62

Rio 73

Samba 75

Sienna 79

Strike 81

Tango 88


Teriana 90

Vali 96

Vern 98

Webby 100

Windsor 105



Samba Bar Stool

LPS SEATING & TABLE COMBINATIONS



LPS (LAMINATE PLYWOOD SEATING)

One or Two laminate choices per chair.
12 chair minimum quantity

DEKKO STOOL & FLATCUT/KRYSTALCAST®



PENTO CHAIR & FLATCUT/MULTI-PLY EXPOSED

LPS ~ LAMINATE PLYWOOD SEATING

•ERG offers you a choice of many high pressure laminates such as Arborite, Formica, Nevamar and Wilsonart.



Krystalcast® top

Flatcut bar-height table with Krystalcast® top

Mylo stool

MYLO STOOL & FLATCUT/KRYSTALCAST®



multi-ply exposed edge



Mylo chair

Flatcut table with multi-ply top

LASER ENGRAVING - MINIMUM 12 CHAIRS
 CODE: ENG - \$42 each, plus \$185 Setup fee



LASER ENGRAVING - FRONT OR BACK

MYLO CHAIR & FLATCUT/MULTI-PLY EXPOSED

- Select from hundreds of colors and designs.
- Very durable, easy to clean.
- Ideal for café, dining and public spaces.

Choose from seven great wood shell series:



BENTON

Benton series chairs have a one piece wood shell. Steel frames are available in many colors and Polished Chrome.



DEKKO

Dekko chair features a one piece Beech wood shell with several veneer species and many design options on five frame styles.



ELOS

Elos features a wood backrest and seat, frames are offered with or without arms. Available in chair and bar stool heights.



HARRIS

Harris chair frames are solid wood with an upholstered seat in your choice of fabrics. Available in chair and bar stool heights.

We've made custom standard – Designer Back Cutouts:

ORDERING INFORMATION

To Order Please Specify:

- | | |
|-----------------|----------------------------|
| 1) Series Name | 4) Back Cutout Design |
| 2) Model Number | 5) Design size & placement |
| 3) Quantity | |

Design

ERG offers several cutout designs to customize your chair or stool. By using our existing designs a setup charge is not required. These designs are applicable to the following Chair Series:

- | | | | |
|----------|---------|---------|----------|
| • Benton | • Dekko | • Elos | • Harris |
| • Marco | • Mylo | • Pento | |

Cutout patterns measure approximately 5.5" (except PALM - 8.5") in height. PALM available on Benton, Dekko, Mylo and Pento only.

Base Chair Pricing

For base chair pricing please refer to the individual chair's pricing in the Multipurpose Seating section in this price book.

Pricing Example

Dekko 4-leg chair Model #744 with Java Cutout:
Part number to order: 744-DBC1
Base price= \$410 Java Cutout= \$85 • \$410 + \$85 = \$495 total list

SET UP
No Charge

MINIMUM 12 CHAIRS (OF SAME DESIGN AND SERIES)
Cutouts only - Use Base Chair pricing + \$85 cutout charge per chair

Choose from the following designs:

JAVA
DBC1



PALM
DBC2



KNIFE &
SPOON
DBC3



WINE
GLASS
DBC4



BUBBLE
FISH
DBC5



MARTINI
DBC6



Note: Designer Back Cutouts not available on Demi Back models.



MARCO

Marco is a café design series with very durable steel frame construction incorporating features designed to last.



MYLO


Mylo is available in chair and stool heights. Mylo series also features swivel task chairs and demi-back bar stools.



PENTO

Pento shells are available in Beech wood, American Walnut and 3 Hi-Def veneers with many design and frame choices.

Or create your own custom design and/or shape:



ORDERING CUSTOM CUTOUTS

To Order Please Specify:

- 1) Series Name
- 2) Model Number
- 3) Quantity
- 4) Back Cutout Design
- 5) Design size & placement

Custom Back Cutout

Design a cutout yourself, we'll do the rest. Just submit a sketch, line drawing, or a digital file. We'll make it a reality...

Custom designs are applicable to the following Chair Series:

- Benton
- Dekko
- Elos
- Harris
- Marco
- Mylo
- Pento

Base Chair Pricing


For base chair pricing please refer to the individual chair's pricing in the Multipurpose Seating section in this price book.

SET UP (ONE TIME CHARGE)

\$750

MINIMUM 48 CHAIRS (OF SAME DESIGN AND SERIES)

Cutouts only – Use Base Chair pricing + \$48 cutout charge per chair



ORDERING CUSTOM SHAPES

To Order Please Specify:

- 1) Series Name
- 2) Model Number
- 3) Quantity
- 4) Shape Design
- 5) Shape size & placement

Custom Outside Shape

Design a custom shape yourself, we'll do the rest. Submit a sketch, line drawing, or a digital file. We'll make it a reality...

Custom Outside Shape designs are applicable to the following Chair Series:

- Dekko
- Pento

Base Chair Pricing

For base chair pricing please refer to the individual chair's pricing in the Multipurpose Seating section in this price book.

SET UP (ONE TIME CHARGE)

\$750

MINIMUM 48 CHAIRS (OF SAME DESIGN AND SERIES)

Shapes only – Use Base Chair pricing + 10% upcharge

Note: If both the Custom Back Cutout and Custom Outside Shape are ordered simultaneously, only one setup charge will apply.

BELSON STOOL

The Belson stool is available in a fixed height welded tubular steel frame. Belson stools are available with standard or demi back wood shell seats, either stained or fully upholstered.



BELSON STOOL WITH UPHOLSTERED STANDARD SEAT



BELSON STOOL WITH DEMI BACK SEAT AND CUTOUTS

ORDERING INFORMATION

To Order Please Specify:

- | | |
|----------------------------|------------------------------------|
| 1) Series Name | 5) Optional Fabric Grade and Color |
| 2) Model Number | 6) Frame Color |
| 3) Quantity | 7) Optional items |
| 4) Wood Stain Finish Color | |

BELSON STOOL GENERAL SPECIFICATIONS

Shell

- Standard and demi-back shells are available on the Belson stool.
- All wood shells are hand sanded and finished to perfection.

Upholstery

- Fully upholstered shell is upholstered over 1" foam.
- Seat shell can be upholstered with choice of fabric, vinyl, crypton, leather or approved COM.

Frame

- Frames are 7/8" diameter fully welded tubular steel.
- All frames are sand blasted then powder coated for maximum paint adhesion.

COLORS / FINISHES

Wood Stain Finish Colors:

19 standard wood stain colors.

Frame:

30 standard powder coat colors.
Optional polished chrome available with upcharge.

OPTIONS

- CODE: FR - CA133 Fire Retardant.
- CODE: MB - Moisture Barrier.
- CODE: PC - Polished Chrome finish.
- CODE: UB - Upright Bubble Cutout Back Design.
- CODE: RB - Reverse Bubble Cutout Back Design.
- CODE: VB - Vertical Bubble Cutout Design.-
- CODE: HG - Hand Grip Cutout
- CODE: ENG - Laser Engraving Back Design.
- CODE: TT - Two Tone Stains.



Hand Grip - Standard Seat



Upright Bubble back



Reverse Bubble back



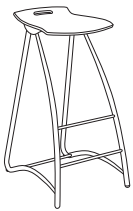
Vertical Bubble back

DIMENSIONS	Standard seat	Demi Back
Seat Width:	16.5"	17.5"
Seat Height:	30"	30"
Overall Depth:	20"	20"
Overall Width:	16.5"	17.5"
Overall Height:	30"	36"
Qty./Wt. per carton:	1 ea./20 lbs.	1 ea./20 lbs.



BELSON STOOL WITH STANDARD WOOD SEAT AND HAND GRIP CUTOUT
OPTIONAL HAND GRIP CUTOUT

MODEL / DESCRIPTION / LIST PRICING



1860 Stool with Standard Wood Seat with optional hand grip cutout

Wood Stain
\$551

1861 Stool with Fully Upholstered Standard Seat

COM Yardage: .75 Yard

COM	GR1	GR2	GR3	GR4	GR5	GR6	GR7	GR8	GR9	GR10	LEA
\$576	\$617	\$641	\$667	\$694	\$722	\$750	\$780	\$812	\$844	\$878	\$1038



1864 Stool with Demi Back Wood Seat

Wood Stain
\$576

1865 Stool with Upholstered Demi Back Seat

COM Yardage: 1.25 Yard

COM	GR1	GR2	GR3	GR4	GR5	GR6	GR7	GR8	GR9	GR10	LEA
\$597	\$639	\$665	\$691	\$719	\$748	\$778	\$809	\$841	\$875	\$910	\$1075

OPTIONS

Add upcharge to list price and code to model number

FR	CA133 Fire Retardant - Per Yard	\$90/yd.
MB	Moisture Barrier - Per Seat	\$68
PC	Polished Chrome Finish	\$145
UB	Upright Bubble Cutout Back Design - Demi Back	\$48
RB	Reverse Bubble Cutout Back Design - Demi Back	\$48

VB	Vertical Bubble Cutout Back Design - Demi Back	\$48
HG	Hand Grip Cutout - Standard Seat	\$48
TT	Two Tone Stains	\$75
ENG	Laser Engraving Back Design	\$42 + Setup Fee

also available in
LPS

BENTON SERIES

Benton chairs feature a one piece wood shell. Steel frames are available in polished chrome in café & stool heights. Benton Shells are available in LPS, see LPS section for details.



SOLID BACK, UPHOLSTERED SEAT INSERT



DEMI BACK BAR STOOL



BAR STOOL, UPHOLSTERED SEAT INSERT

ORDERING INFORMATION

To Order Please Specify:

- | | |
|----------------------------|------------------------------|
| 1) Series Name | 5) Optional Frame Color |
| 2) Model Number | 6) Fabric Grade & Number |
| 3) Quantity | 7) Back Cutout Design Option |
| 4) Wood Stain Finish Color | 8) Optional Items |

BENTON GENERAL SPECIFICATIONS

Shell

- Single 0.5" thick multi-ply Beech wood contoured shell
- Backs are offered with solid back or three cutout designs.

Upholstery

- Fully upholstered shell or seat insert can be upholstered with choice of fabric, vinyl, crypton, leather or approved COM.

Frame

- Fully welded .625" diameter, 13 gauge steel tubing.
- Available in cafe, bar stool and counter stool heights.

Glides

- Factory installed self leveling steel glides.

Stacking

- Chair and stool design stacks 4 high on the floor and 6 on dolly.

COLORS / FINISHES

Wood Stain Finish Colors:

19 standard wood stain colors.

Frame Finish Colors:

Standard polished chrome frame finish.

Optional powder coat colors available with upcharge.

OPTIONS

- CODE: FR - CA133 Fire Retardant.
- CODE: MB - Moisture Barrier.
- CODE: SF - Powder Coat Frame Color.
- CODE: CH - Counter Height, Specialty Height.
- CODE: UB - Upright Bubble Cutout Back Design.
RB - Reverse Bubble Cutout Back Design.
VB - Vertical Bubble Cutout Design.-
- CODE: ENG - Laser Engraving Back Design.
- CODE: TT - Two Tone Stains.
- CODE: LPS - Laminate Plywood Seating.

DIMENSIONS	Café Chair
Seat Width:	16.25"
Seat Depth:	15"
Seat Height:	17.5"
Back Height:	32"
Overall Width:	20.5"
Overall Depth:	21"
Qty./Wt. per carton:	4 ea./48 lbs.



BENTON CHAIR
WITH LPS OPTION

MODEL / DESCRIPTION / LIST PRICING

1350 4-Leg Café Chair

Beech wood
\$375



1350/SI 4-Leg Café Chair with Upholstered Seat Insert

COM Yardage: 0.75 Yard

COM	GR1	GR2	GR3	GR4	GR5	GR6	GR7	GR8	GR9	GR10	LEA
\$458	\$490	\$509	\$530	\$551	\$573	\$596	\$620	\$644	\$670	\$697	\$824

1350/U 4-Leg Café Chair Fully Upholstered

COM Yardage: 1 Yard

COM	GR1	GR2	GR3	GR4	GR5	GR6	GR7	GR8	GR9	GR10	LEA
\$505	\$541	\$562	\$585	\$608	\$633	\$658	\$684	\$712	\$740	\$770	\$910



STANDARD SOLID BACK



UPRIGHT BUBBLE BACK



REVERSE BUBBLE BACK



VERTICAL BUBBLE BACK

OPTIONS

Add upcharge to list price and code to model number

FR	CA133 Fire Retardant - Per Yard	\$90/yd.
MB	Moisture Barrier - Per Seat	\$68
SF	Powder Coat Frame Color - Chair	\$38
SF	Powder Coat Frame Color - Bar Stool	\$58
CH	Counter Height, Specialty Height	\$28
UB	Upright Bubble Cutout Back Design	\$48

RB	Reverse Bubble Cutout Back Design	\$48
VB	Vertical Bubble Cutout Back Design	\$48
ENG	Laser Engraving Back Design	\$42 + Setup Fee
TT	Two Tone Stains	\$75
LPS	Laminate Plywood Seating	Call
#196	Stacking Chair Dolly	\$460

DIMENSIONS	Demi Back Stool	Tall Back Stool
Seat Width:	16.25"	16.25"
Seat Depth:	15"	15"
Seat Height:	30"	30"
Back Height:	36"	45"
Overall Width:	20"	20"
Overall Depth:	20"	20"
Qty./Wt. per carton:	3 ea./46 lbs.	3 ea./50 lbs.



UPHOLSTERED DEMI
BACK BAR STOOL



DEMI BACK STOOL
COUNTER HEIGHT OPTION

MODEL / DESCRIPTION / LIST PRICING



1354 Demi Back Bar Stool

Beech wood
\$536

1354/SI Demi Back Stool with Upholstered Seat Insert

COM Yardage: .75 Yard

COM	GR1	GR2	GR3	GR4	GR5	GR6	GR7	GR8	GR9	GR10	LEA
\$614	\$657	\$683	\$710	\$739	\$768	\$799	\$831	\$864	\$899	\$934	\$1104

1354/U Demi Back Bar Stool Fully Upholstered

COM Yardage: 1 Yard

COM	GR1	GR2	GR3	GR4	GR5	GR6	GR7	GR8	GR9	GR10	LEA
\$666	\$712	\$741	\$770	\$801	\$833	\$866	\$901	\$937	\$975	\$1014	\$1198



1352 Tall Back Bar Stool

Beech wood
\$475

1352/SI Tall Back Bar Stool with Upholstered Seat Insert

COM Yardage: .75 Yard

COM	GR1	GR2	GR3	GR4	GR5	GR6	GR7	GR8	GR9	GR10	LEA
\$557	\$596	\$620	\$645	\$671	\$698	\$726	\$755	\$785	\$816	\$849	\$1003

1352/U Tall Back Bar Stool Fully Upholstered

COM Yardage: 1.5 Yard

COM	GR1	GR2	GR3	GR4	GR5	GR6	GR7	GR8	GR9	GR10	LEA
\$605	\$648	\$674	\$700	\$729	\$758	\$788	\$819	\$852	\$886	\$922	\$1090

OPTIONS

Add upcharge to list price and code to model number

FR	CA133 Fire Retardant - Per Yard	\$90/yd.
MB	Moisture Barrier - Per Seat	\$68
SF	Powder Coat Frame Color - Bar Stool	\$58
CH	Counter Height, Specialty Height	\$28
UB	Upright Bubble Cutout Back Design	\$48

RB	Reverse Bubble Cutout Back Design	\$48
VB	Vertical Bubble Cutout Back Design	\$48
ENG	Laser Engraving Back Design	\$42 + Setup Fee
TT	Two Tone Stains	\$75
LPS	Laminate Plywood Seating	Call

BIKINI WOOD SERIES

The Bikini Wood chair features a perforated wood shell and offers upholstered seats. Frames available in 4 styles.



CAFÉ CHAIR, WOOD



ARM CHAIR WITH ARM CAPS,
UPHOLSTERED SEAT

ORDERING INFORMATION

To Order Please Specify:

- | | |
|----------------------------|--------------------------|
| 1) Series Name | 5) Frame Color |
| 2) Model Number | 6) Fabric Grade & Number |
| 3) Quantity | 7) Optional Items |
| 4) Wood Stain Finish Color | |

BIKINI WOOD GENERAL SPECIFICATIONS

Shell

- Seats and backs are made of maple and feature a unique hole design.

Upholstery

- Seat is upholstered over 1" foam with choice of fabric, vinyl, crypton, leather or approved COM.

Frame

- 0.75" diameter, 14 gauge steel tubing with hand brazed welds.
- Available in 4-leg, 4-leg with arms, counter stool and bar stool.

Glides

- Factory installed self leveling steel glides.

Stacking

- 4-Leg chair design stacks 4 high on the floor and 6 high on a dolly.

COLORS / FINISHES

Wood Stain Finish Colors:

19 standard wood stain colors.

Frame Finish Colors:

Standard polished chrome frame finish.

Optional powder coat colors available with upcharge.

OPTIONS

- CODE: FR - CA133 Fire Retardant.
- CODE: MB - Moisture Barrier.
- CODE: SF - Powder Coat Frame Color.
- CODE: WAC - Wood Arm Caps.
- CODE: CH - Counter Height, Specialty Height.
- CODE: ENG - Laser Engraving.
- CODE: CS - Contrasting Stain Colors, Seat and Back.



LASER ENGRAVED



CONTRASTING COLOR STAINS
SEAT/BACK



Detail of
back design

DIMENSIONS	Café Chair	Bar Stool
Seat Width:	17"	17"
Seat Depth:	17"	17"
Seat Height:	17.5"	30"
Arm Height	26.5"	39"
Back Height:	33"	43"
Overall Width:	21"	18"
Overall Depth:	21"	19"
Qty./Wt. per carton:	3 ea./45 lbs.	1 ea./36 lbs.



BAR STOOL WITH ARMS,
UPHOLSTERED SEAT

MODEL / DESCRIPTION / LIST PRICING



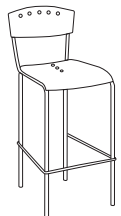
260 Café Chair

Maple wood
\$497



261 Café Chair with Arms

Maple wood
\$569



268 Bar Stool

Maple wood
\$660



258 Bar Stool with Arms

Maple wood
\$751

263 Café Chair with Upholstered Seat

COM Yardage: 0.75 Yds

COM	GR1	GR2	GR3	GR4	GR5	GR6	GR7	GR8	GR9	GR10	LEA
\$516	\$552	\$574	\$597	\$621	\$645	\$671	\$698	\$726	\$755	\$786	\$928

264 Café Chair with Arms and Upholstered Seat

COM Yardage: 0.75 Yds

COM	GR1	GR2	GR3	GR4	GR5	GR6	GR7	GR8	GR9	GR10	LEA
\$587	\$628	\$653	\$680	\$707	\$734	\$764	\$795	\$826	\$860	\$894	\$1057

269 Bar Stool with Upholstered Seat

COM Yardage: 0.75 Yds

COM	GR1	GR2	GR3	GR4	GR5	GR6	GR7	GR8	GR9	GR10	LEA
\$678	\$725	\$754	\$784	\$815	\$849	\$882	\$917	\$954	\$993	\$1032	\$1220

259 Bar Stool with Arms and Upholstered Seat

COM Yardage: 0.75 Yds

COM	GR1	GR2	GR3	GR4	GR5	GR6	GR7	GR8	GR9	GR10	LEA
\$769	\$823	\$855	\$889	\$925	\$962	\$1001	\$1040	\$1082	\$1126	\$1171	\$1383

OPTIONS

Add upcharge to list price and code to model number

FR	CA 133 Fire Retardant - per yd.	\$90/yd.
MB	Moisture Barrier - Per Seat	\$68
WAC	Wood Arm Caps - per pair	\$108
CS	Contrasting Stains Seat and Back	\$79
ENG	Laser Engraving Back Design	\$42 + Setup Fee

SF	Powder Coat Frame Color - Chair	\$38
SF	Powder Coat Frame Color - Bar Stool	\$58
CH	Counter Height, Specialty Height	\$28
#196	Stacking Chair Dolly	\$460

BRIO MULTIPURPOSE CHAIR

The Brio multipurpose chairs are light weight for easy mobility to transform the room quickly • Seat and backs are available in either polypropylene, mesh or upholstered.



BRIO MESH BACK



BRIO FLIP WITH METAL ARMS



BRIO POLY BACK WITH UPHOLSTERED SEAT

ORDERING INFORMATION

To Order Please Specify:

- | | |
|-----------------|------------------------------------|
| 1) Series Name | 5) Polypropylene Back & Seat Color |
| 2) Model Number | 6) Mesh Back Color |
| 3) Quantity | 7) Fabric Grade and Number |
| 4) Frame Color | 8) Optional items |

BRIO GENERAL SPECIFICATIONS

Seat

- The Brio seat is made of polypropylene and is also available fully upholstered. Underseat comes with a plastic cover which protects stacking chairs from marks and scratches.
- Back available in polypropylene, mesh or upholstered insert

Frame

- 1" diameter steel tubing.
- All frames are sand blasted then powder coated for maximum paint adhesion.

Glides

- Self leveling steel glides on 4-leg chair.

Stacking

- Stack 4 high on the floor up to 6 high on a dolly.

COLORS / FINISHES

Frame Finish Colors:

30 standard powder coat colors.

Seat and Back:

- Polypropylene - Black
- Polypropylene - White
- Polypropylene - Grey
- Polypropylene - Charcoal
- Polypropylene - Taupe (Flip Only)

Mesh Back:

- Black
- White
- Grey

OPTIONS

- CODE: FR - CA133 Fire Retardant.
- CODE: MB - Moisture Barrier.
- CODE: PC - Polished Chrome (not available on flip)
- CODE: CAS - Casters, set of 4.
- CODE: AC - Polypropylene Arms, pair.
- CODE: AGF - Ganging Device, fold away type.



UPHOLSTERED SEAT



UPHOLSTERED BACK INSERT



FOLDAWAY GANGING



POLYPROPYLENE ARMS



CASTERS



METAL ARMS

DIMENSIONS	Stacking Chair	Stacking Arm Chair
Inside Width:	17"	17"
Seat Depth	17"	17"
Seat Height:	18.5"	18.5"
Arm Height:	-	27.5"
Overall Depth:	22"	22"
Overall Width:	21.5"	25"
Overall Height:	33"	33"
Qty./Wt. per carton:	3 ea./45 lbs.	3 ea./48 lbs.



BRIO POLY BACK WITH
OPTIONAL CASTERS

MODEL / DESCRIPTION / LIST PRICING



5018 Stacking Chair - Polypropylene Seat and Back

Chair
\$219



5019 Stacking Chair - Polypropylene Seat and Back w/ Poly Arms

Chair
\$262



5020 Stacking Chair with Upholstered Seat - Polypropylene Back

COM Yardage: 0.75 Yard.

COM	GR1	GR2	GR3	GR4	GR5	GR6	GR7	GR8	GR9	GR10	LEA
\$286	\$306	\$318	\$331	\$344	\$358	\$372	\$387	\$403	\$419	\$436	\$515



5020-U Stacking Chair with Upholstered Seat and Back

COM Yardage: 0.75 Yard.

COM	GR1	GR2	GR3	GR4	GR5	GR6	GR7	GR8	GR9	GR10	LEA
\$354	\$379	\$394	\$410	\$426	\$443	\$461	\$479	\$498	\$518	\$539	\$637



5021 Stacking Chair - Upholstered Seat w/ Poly Back and Arms

COM Yardage: 0.75 Yard.

COM	GR1	GR2	GR3	GR4	GR5	GR6	GR7	GR8	GR9	GR10	LEA
\$329	\$352	\$366	\$381	\$396	\$412	\$428	\$445	\$463	\$482	\$501	\$592



5021-U Stacking Chair - Upholstered Seat and Back w/ Poly Arms

COM Yardage: 0.75 Yard.

COM	GR1	GR2	GR3	GR4	GR5	GR6	GR7	GR8	GR9	GR10	LEA
\$397	\$425	\$442	\$459	\$478	\$497	\$517	\$537	\$559	\$581	\$605	\$715

OPTIONS

Add upcharge to list price and code to model number

FR	CA133 Fire Retardant - Per Yard	\$90/yd.
MB	Moisture Barrier - Per Seat	\$68
CAS	Casters - set of 4	\$88

PC	Polished Chrome Finish	\$38
AGF	Ganging Device - Fold away type	\$28
#196	Stacking Chair Dolly	\$460

DIMENSIONS	Stacking Chair	Stacking Arm Chair
Inside Width:	17"	17"
Seat Depth	17"	17"
Seat Height:	18.5"	18.5"
Arm Height:	-	27.5"
Overall Depth:	22"	22"
Overall Width:	21.5"	25"
Overall Height:	33"	33"
Qty./Wt. per carton:	3 ea./45 lbs.	3 ea./48 lbs.



BRIO MESH BACK
WITH POLY ARMS

MODEL / DESCRIPTION / LIST PRICING



5027 Stacking Chair - Polypropylene Seat and Mesh Back

Chair
\$298



5028 Stacking Chair - Polypropylene Seat and Mesh Back w/ Poly Arms

Chair
\$341



5029 Stacking Chair with Upholstered Seat and Mesh Back

COM Yardage: 0.75 Yard.

COM	GR1	GR2	GR3	GR4	GR5	GR6	GR7	GR8	GR9	GR10	LEA
\$409	\$438	\$455	\$473	\$492	\$512	\$532	\$554	\$576	\$599	\$623	\$736



5031 Stacking Chair - Upholstered Seat and Mesh Back w/ Poly Arms

COM Yardage: 0.75 Yard.

COM	GR1	GR2	GR3	GR4	GR5	GR6	GR7	GR8	GR9	GR10	LEA
\$452	\$484	\$503	\$523	\$544	\$566	\$588	\$612	\$636	\$662	\$688	\$814

OPTIONS

Add upcharge to list price and code to model number

FR	CA133 Fire Retardant - Per Yard	\$90/yd.
MB	Moisture Barrier - Per Seat	\$68
CAS	Casters - set of 4	\$88

PC	Polished Chrome Finish	\$38
AGF	Ganging Device - Fold away type	\$28
#196	Stacking Chair Dolly	\$460

DIMENSIONS	Nesting Chair	Nesting Chair / Poly Arms	Nesting Chair / Metal Arms
Inside Width:	18"	18"	18"
Seat Depth	17.5"	17.5"	17.5"
Seat Height:	18.5"	18.5"	18.5"
Arm Height:	-	27.5"	26"
Overall Depth:	23"	23"	23"
Overall Width:	25"	25"	25"
Overall Height:	32"	32"	32"
Qty./Wt. per carton:	3 ea./45 lbs.	3 ea./48 lbs.	3 ea./48 lbs.



BRIO FLIP WITH POLY BACK AND ARMS

NO POLISHED CHROME FRAME

MODEL / DESCRIPTION / LIST PRICING



5033 Flip Upholstered Seat / Polypropylene Back w/ Casters

COM Yardage: 0.75 Yard.

COM	GR1	GR2	GR3	GR4	GR5	GR6	GR7	GR8	GR9	GR10	LEA
\$398	\$426	\$443	\$461	\$479	\$498	\$518	\$539	\$560	\$583	\$606	\$716



5033P Flip Upholstered Seat / Polypropylene Back / Poly Arms w/ Casters

COM Yardage: 0.75 Yard.

COM	GR1	GR2	GR3	GR4	GR5	GR6	GR7	GR8	GR9	GR10	LEA
\$446	\$477	\$496	\$516	\$537	\$558	\$581	\$604	\$628	\$653	\$679	\$803



5033M Flip Upholstered Seat / Polypropylene Back / Metal Arms w/ Casters

COM Yardage: 0.75 Yard.

COM	GR1	GR2	GR3	GR4	GR5	GR6	GR7	GR8	GR9	GR10	LEA
\$558	\$597	\$621	\$646	\$672	\$698	\$726	\$755	\$786	\$817	\$850	\$1004

OPTIONS

Add upcharge to list price and code to model number

FR	CA133 Fire Retardant - Per Yard	\$90/yd.
MB	Moisture Barrier - Per Seat	\$68

AGF	Ganging Device - Fold away type	\$28
#196	Stacking Chair Dolly	\$460

DIMENSIONS	Nesting Chair	Nesting Chair / Poly Arms	Nesting Chair / Metal Arms
Inside Width:	18"	18"	18"
Seat Depth	17.5"	17.5"	17.5"
Seat Height:	18.5"	18.5"	18.5"
Arm Height:	-	27.5"	26"
Overall Depth:	23"	23"	23"
Overall Width:	25"	25"	25"
Overall Height:	32"	32"	32"
Qty./Wt. per carton:	3 ea./45 lbs.	3 ea./48 lbs.	3 ea./48 lbs.



BRIO FLIP WITH METAL ARMS AND POLY BACK WITH UPHOLSTERED BACK INSERT

NO POLISHED CHROME FRAME

MODEL / DESCRIPTION / LIST PRICING



5042 Flip Upholstered Seat / Upholstered Back Insert w/ Casters COM Yardage: 0.75 Yard.

COM	GR1	GR2	GR3	GR4	GR5	GR6	GR7	GR8	GR9	GR10	LEA
\$473	\$506	\$526	\$547	\$569	\$592	\$616	\$640	\$666	\$693	\$720	\$851



5042P Flip Upholstered Seat / Upholstered Back Insert / Poly Arms w/ Casters COM Yardage: 0.75 Yard.

COM	GR1	GR2	GR3	GR4	GR5	GR6	GR7	GR8	GR9	GR10	LEA
\$521	\$557	\$580	\$603	\$627	\$652	\$678	\$705	\$734	\$763	\$793	\$938



5042M Flip Upholstered Seat / Upholstered Back Insert / Metal Arms w/ Casters COM Yardage: 0.75 Yard.

COM	GR1	GR2	GR3	GR4	GR5	GR6	GR7	GR8	GR9	GR10	LEA
\$633	\$677	\$704	\$733	\$762	\$792	\$824	\$857	\$891	\$927	\$964	\$1139

OPTIONS

Add upcharge to list price and code to model number

FR	CA133 Fire Retardant - Per Yard	\$90/yd.
MB	Moisture Barrier - Per Seat	\$68

AGF	Ganging Device - Fold away type	\$28
#196	Stacking Chair Dolly	\$460

DIMENSIONS	Nesting Chair	Nesting Chair / Poly Arms	Nesting Chair / Metal Arms
Inside Width:	18"	18"	18"
Seat Depth	17.5"	17.5"	17.5"
Seat Height:	18.5"	18.5"	18.5"
Arm Height:	-	27.5"	26"
Overall Depth:	23"	23"	23"
Overall Width:	25"	25"	25"
Overall Height:	32"	32"	32"
Qty./Wt. per carton:	3 ea./45 lbs.	3 ea./48 lbs.	3 ea./48 lbs.



BRIO MESH BACK FLIP WITH METAL ARMS

NO POLISHED CHROME FRAME

MODEL / DESCRIPTION / LIST PRICING



5043 Flip Upholstered Seat Insert / Mesh Back w/ Casters

COM Yardage: 0.75 Yard.

COM	GR1	GR2	GR3	GR4	GR5	GR6	GR7	GR8	GR9	GR10	LEA
\$492	\$526	\$547	\$569	\$592	\$616	\$640	\$666	\$693	\$720	\$749	\$886



5043P Flip Upholstered Seat Insert/ Mesh Back / Poly Arms w/ Casters

COM Yardage: 0.75 Yard.

COM	GR1	GR2	GR3	GR4	GR5	GR6	GR7	GR8	GR9	GR10	LEA
\$604	\$646	\$672	\$699	\$727	\$756	\$786	\$818	\$850	\$884	\$920	\$1087



5043M Flip Upholstered Seat Insert / Mesh Back / Metal Arms w/ Casters

COM Yardage: 0.75 Yard.

COM	GR1	GR2	GR3	GR4	GR5	GR6	GR7	GR8	GR9	GR10	LEA
\$652	\$698	\$726	\$755	\$785	\$816	\$849	\$883	\$918	\$955	\$993	\$1174

OPTIONS

Add upcharge to list price and code to model number

FR	CA133 Fire Retardant - Per Yard	\$90/yd.
MB	Moisture Barrier - Per Seat	\$68

AGF	Ganging Device - Fold away type	\$28
#196	Stacking Chair Dolly	\$460

CENTRA SERIES

Centra café chair on polished chrome frame with multi-ply Beech wood shell featuring designer cutout. Finely sanded, no sharp edges. 4 adjustable steel glides installed. Bar stool features a metal frame with welded footrest matching frame color.



CAFÉ CHAIR

ORDERING INFORMATION

To Order Please Specify:

- | | |
|----------------------------|-----------------------------------|
| 1) Series Name | 5) Frame Color or Polished Chrome |
| 2) Model Number | 6) Fabric Grade & Number |
| 3) Quantity | 7) Optional Items |
| 4) Wood Stain Finish Color | |

CENTRA GENERAL SPECIFICATIONS

Shell

- Contoured single piece wood shell made of Beech wood multi-ply at .50" thickness.
- Backrest features a decorative pattern cutout.

Upholstery

- Upholstered seat inserts can be finished in choice of fabric, vinyl, crypton or leather or approved COM.

Frame

- Centra 4-Leg frames are .50" diameter, 16 gauge steel tubing with hand brazed welds. Frames are available in café, counter stool and bar stool heights.

Glides

- Factory installed self leveling steel glides.

COLORS / FINISHES

Wood Stain Finish Colors:

19 standard wood stain colors.

Frame Finish Colors:

Standard polished chrome frame finish.

Optional powder coat colors available with upcharge.

OPTIONS

- CODE: FR - CA133 Fire Retardant.
- CODE: MB - Moisture Barrier.
- CODE: CH - Counter Height, Specialty Height.
- CODE: SF - Powder Coat Metal Frame Finish

DIMENSIONS	Café Chair	Counter Stool	Bar Stool
Seat Width:	16.5"	16.5"	16.5"
Seat Depth	15.5"	15.5"	15.5"
Seat Height:	18.5"	24"	30"
Back Height:	35.5"	38"	44"
Overall Width:	16.5"	16.5"	16.5"
Overall Depth:	20"	20"	20"
Qty./Wt. per carton:	4 ea./48 lbs.	3 ea./48 lbs.	3 ea./50 lbs.



BAR STOOL

Design Note:
The Centra Bar Stool has a shorter plywood shell compared to the Café Chair. The cutout design is also shorter.

MODEL / DESCRIPTION / LIST PRICING



900 Café Chair Insert

Beech wood
\$212

902 Café Chair with Upholstered Seat Insert

COM Yardage: 0.75 Yds

COM	GR1	GR2	GR3	GR4	GR5	GR6	GR7	GR8	GR9	GR10	LEA
\$275	\$295	\$306	\$319	\$331	\$345	\$359	\$373	\$388	\$403	\$419	\$496



904 Bar Stool Insert

Beech wood
\$298

906 Bar Stool with Upholstered Seat Insert

COM Yardage: 0.75 Yds

COM	GR1	GR2	GR3	GR4	GR5	GR6	GR7	GR8	GR9	GR10	LEA
\$354	\$378	\$394	\$409	\$426	\$443	\$460	\$479	\$498	\$518	\$539	\$637

OPTIONS

Add upcharge to list price and code to model number

FR	CA133 Fire Retardant per yard	\$90/yd.
MB	Moisture Barrier - Per Seat	\$68
CH	Counter Height, Specialty Height	\$28

SF	Powder Coat Frame Finish - Chair	\$38
SF	Powder Coat Frame Finish - Bar Stool	\$52

CONDI SERIES

Condi Series chairs are solid Beech wood with an upholstered seat. Choose from side chairs with or without arms. Finished in your choice of transparent wood stain colors and upholstered in your choice of fabric.

DIMENSIONS	Chair	Chair with Arms
Inside Width:	19"	19"
Seat Depth	16.5"	16.5"
Seat Height:	18"	18"
Arm Height:	-	26.5"
Overall Depth:	19.5"	19.5"
Overall Width:	19"	22"
Back Height:	36"	36"
Qty./Wt. per carton:	2 ea./48 lbs.	2 ea./54 lbs.



SOLID WOOD CHAIR



SOLID WOOD CHAIR WITH ARMS

ORDERING INFORMATION

To Order Please Specify:

- 1) Series Name
- 2) Model Number
- 3) Quantity
- 4) Wood Stain Finish Color
- 5) Fabric Grade and Number
- 6) Optional Items



CONDI GENERAL SPECIFICATIONS

Upholstery

- Upholstered over 1.5" high resiliency foam.
- Seat can be upholstered with choice of fabric, vinyl, crypton, leather or approved COM.

Frame

- Condi chair frames are made from solid Beech wood.
- Frames are available in 4-leg with or without arms.

Glides

- Factory installed nylon glides.

COLORS / FINISHES

Wood Stain Finish Colors:

- 19 standard wood stain colors.

OPTIONS

- CODE: FR - CA133 Fire Retardant.
- CODE: MB - Moisture Barrier.

MODEL / DESCRIPTION / LIST PRICING



910	Café Chair - Upholstered Seat										COM Yardage: 0.75 Yard.
COM	GR1	GR2	GR3	GR4	GR5	GR6	GR7	GR8	GR9	GR10	LEA
\$299	\$320	\$333	\$346	\$360	\$374	\$389	\$405	\$421	\$438	\$455	\$538



912	Café Chair with Arms - Upholstered Seat										COM Yardage: 0.75 Yard.
COM	GR1	GR2	GR3	GR4	GR5	GR6	GR7	GR8	GR9	GR10	LEA
\$378	\$404	\$421	\$437	\$455	\$473	\$492	\$512	\$532	\$554	\$576	\$680

OPTIONS

Add upcharge to list price and code to model number

FR	CA133 Fire Retardant per yard	\$90/yd.	MB	Moisture Barrier - Per Seat	\$68
----	-------------------------------	----------	----	-----------------------------	------

COPA STOOL

SOLID WOOD FRAME

Copa bar stools feature an upholstered seat on tapered solid wood legs. Finished in your choice of transparent wood stain colors and upholstered in your choice of fabric.

DIMENSIONS	Bar Stool	Counter Stool
Overall Depth:	15"	15"
Overall Width:	15"	15"
Seat Height:	32"	24"
Qty./Wt. per carton:	1 ea./40 lbs.	1 ea./35 lbs.



COUNTER STOOL

BAR STOOL

ORDERING INFORMATION

To Order Please Specify:

- 1) Series Name
- 2) Model Number
- 3) Quantity
- 4) Wood Stain Finish Color
- 5) Fabric Grade and Number
- 6) Optional Items

CONDI GENERAL SPECIFICATIONS

Upholstery

- Upholstered over 1.5" high resiliency foam.
- Seat can be upholstered with choice of fabric, vinyl, crypton, leather or approved COM.

Frame

- Made of solid Beech wood featuring tapered legs.
- Stainless steel scuff guard is included on foot rest.

Glides

- Factory installed nylon glides.

COLORS / FINISHES

Wood Stain Finish Colors:

19 standard wood stain colors.

OPTIONS

- CODE: FR - CA133 Fire Retardant.
- CODE: MB - Moisture Barrier.

MODEL / DESCRIPTION / LIST PRICING



518	Copa counter stool - Upholstered Seat											COM Yardage: 0.75 Yard.
COM	GR1	GR2	GR3	GR4	GR5	GR6	GR7	GR8	GR9	GR10	LEA	
\$597	\$639	\$664	\$691	\$719	\$747	\$777	\$808	\$841	\$874	\$909	\$1075	



520	Copa bar stool - Upholstered Seat											COM Yardage: 0.75 Yard.
COM	GR1	GR2	GR3	GR4	GR5	GR6	GR7	GR8	GR9	GR10	LEA	
\$607	\$649	\$675	\$702	\$731	\$760	\$790	\$822	\$855	\$889	\$924	\$1093	

OPTIONS

Add upcharge to list price and code to model number

FR	CA133 Fire Retardant per yard	\$90/yd.	MB	Moisture Barrier - Per Seat	\$68
----	-------------------------------	----------	----	-----------------------------	------

DEKKO CHAIR COLLECTION

Dekko chair features a one piece Beech wood shell available with several veneer species and many design options on five frame styles. Dekko shells also available in LPS, see LPS section for details.



ORDERING INFORMATION

To Order Please Specify:

- | | |
|----------------------------|------------------------------|
| 1) Series Name | 6) Arm Cap Color (Angle Arm) |
| 2) Model Number | 7) Fabric Grade & Number |
| 3) Quantity | 8) Back Cutout Design Option |
| 4) Wood Stain Finish Color | 9) Optional Items |
| 5) Epoxy Frame Color | |

DEKKO CHAIR GENERAL SPECIFICATIONS

Shell

- Compound angle .50" thick multi-ply Beech wood shell.
- Shell is available with vertical running wood grain.
- Four specialty veneers are also offered for the Dekko shell (see options).

Upholstery

- Shell or upholstered inserts can be finished in choice of fabric, vinyl, crypton, leather or aproved COM.

Frames

- Sled base frames are .75" diameter, 14 gauge continuous steel tubing.
- 4-Leg frames are .75" diameter, 14 gauge steel tubing with hand brazed welds, available in café and bar stool heights.
- 4-Leg café height are available with arms and with optional casters.

Glides

- Factory installed self leveling steel glides.
- Sled frames come with clear polyvinyl glides.

Stacking

- Both chair and stools stack 4-6 high on the floor.

COLORS / FINISHES

Wood Stain Finish Colors:

19 standard wood stain colors.

Frame Finish Colors:

30 standard powder coat colors.

Optional polished chrome available with upcharge.

Elliptical Arm Cap Colors:

Elliptical arm is standard with Polyurethane arm cap.

Choose from 3 colors: Black, Gray and Charcoal.

Angle Arm Cap Colors:

Angle arm polyurethane arm caps available in Charcoal as an option.



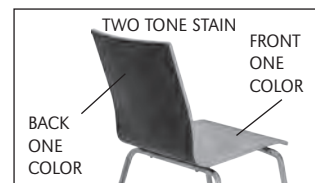
4-LEG CHAIR



FULLY UPHOLSTERED WITH OFFSET TWO FABRIC

OPTIONS

- CODE: FR - CA133 Fire Retardant.
- CODE: MB - Moisture Barrier.
- CODE: PAC - Poly Arm Caps for Angle Arms: Soft Polyurethane in Charcoal.
- CODE: UBI - Upholstered Back Insert.
- CODE: 2FO - Two Fabric Option (front - back).
- CODE: O2FO - Two Fabric Option (offset).
- CODE: CAS - Casters for Models 744, 745, 746.
- CODE: TT - Two Tone stain colors (For solid, no hole back design only).
- CODE: ENG - Laser Engraved.
- CODE: SQ - Square Hole Cutout Back Design.
RD - Round Hole Cutout Back Design.
RECT - Rectilinear Hole Cutout Design.-
- CODE: USW - Natural US Walnut Veneer.
TIR - Tiramisu Hi-Def Veneer.
BIS - Biscotti Hi-Def Veneer.-
COF - Coffee Bean Hi-Def Veneer.
- CODE: PC - Polished Chrome.
- CODE: LPS - Laminate Plywood Seating.



SOLID BACK



ROUND HOLE



SQUARE HOLE



RECTILINEAR HOLE

DIMENSIONS	4 Leg Chair	Reverse Sled	Sled Base
Seat Width:	17.5"	17.5"	17.5"
Seat Depth:	15.5"	15.5"	15.5"
Seat Height:	17.5"	17.5"	17.5"
Back Height:	33.5"	33.5"	33.5"
Overall Width:	20.5"	20.5"	20.5"
Overall Depth:	22"	22"	22"
Qty./Wt. per carton:	1 ea./26 lbs.	1 ea./26 lbs.	1 ea./26 lbs.



FULLY UPHOLSTERED



SLED BASE



REVERSE SLED BASE

MODEL / DESCRIPTION / LIST PRICING



744 4-Leg Chair - Single Piece Beech wood Shell

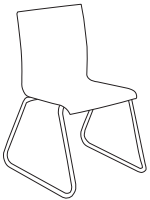
Chair											
\$410											

744/SI 4-Leg Chair - Single Piece Beech wood Shell, Upholstered Seat Insert COM Yardage: 0.75 Yds

COM	GR1	GR2	GR3	GR4	GR5	GR6	GR7	GR8	GR9	GR10	LEA
\$521	\$547	\$558	\$569	\$592	\$616	\$640	\$666	\$693	\$720	\$749	\$938

744/U 4-Leg Chair - Fully Upholstered Shell COM Yardage: 1.25 Yds

COM	GR1	GR2	GR3	GR4	GR5	GR6	GR7	GR8	GR9	GR10	LEA
\$521	\$557	\$580	\$603	\$627	\$652	\$678	\$705	\$734	\$763	\$793	\$938



740 Sled Base Chair - Single Piece Beech wood Shell

Chair											
\$445											

740/SI Sled Base Chair - Single Piece Beech wood Shell, Upholstered Seat Insert COM Yardage: 0.75 Yds

COM	GR1	GR2	GR3	GR4	GR5	GR6	GR7	GR8	GR9	GR10	LEA
\$556	\$595	\$619	\$643	\$669	\$696	\$724	\$753	\$783	\$814	\$847	\$1001

740/U Sled Base Chair - Fully Upholstered Shell COM Yardage: 1.25 Yds

COM	GR1	GR2	GR3	GR4	GR5	GR6	GR7	GR8	GR9	GR10	LEA
\$570	\$610	\$634	\$660	\$686	\$713	\$742	\$772	\$803	\$835	\$868	\$1026



747 Reverse Sled Chair - Single Piece Beech wood Shell

Chair											
\$470											

747/SI Reverse Sled Chair - Single Piece Beech wood Shell, Upholstered Seat Insert COM Yardage: 0.75 Yds

COM	GR1	GR2	GR3	GR4	GR5	GR6	GR7	GR8	GR9	GR10	LEA
\$581	\$622	\$647	\$672	\$699	\$727	\$756	\$787	\$818	\$851	\$885	\$1046

747/U Reverse Sled Chair - Fully Upholstered Shell COM Yardage: 1.25 Yds

COM	GR1	GR2	GR3	GR4	GR5	GR6	GR7	GR8	GR9	GR10	LEA
\$595	\$637	\$662	\$689	\$716	\$745	\$775	\$806	\$838	\$871	\$906	\$1071

OPTIONS

Add upcharge to list price and code to model number

FR	CA 133 Fire Retardant - per yd.	\$90/yd.
MB	Moisture Barrier - Per Seat	\$68
PAC	Poly Arm Caps - Angle Arm Chair - per pair	\$88
UBI	Upholstered Back Insert - per seat	\$95
2FO	Two Fabric Option (frnt - bk)	-
O2FO	Two Fabric Option (offset)	-
CAS	Casters - for Models 744, 745 & 746	\$88
TT	Two Tone Stains	\$75
ENG	Laser Engraving Back Design	\$42 + Setup Fee
SQ	Square Hole Back Cutouts	\$48

RD	Round Hole Back Cutouts	\$48
RECT	Rectilinear Hole Back Cutouts	\$48
USW	Natural US Walnut Veneer	\$110
TIR	Tiramisu Hi-Def Veneer	\$220
BIS	Biscotti Hi-Def Veneer	\$220
COF	Coffee Bean Hi-Def Veneer	\$220
PC	Polished Chrome finish - Elliptical Arm Chair	\$75
PC	Polished Chrome finish - Angle Arm Chair	\$98
PC	Polished Chrome finish - 4-leg Chair	\$38
LPS	Laminate Plywood Seating	Call

DIMENSIONS	Arm Chair
Seat Width:	17.5"
Seat Depth:	15.5"
Seat Height:	17.5"
Arm Height:	26"
Back Height:	33.5"
Overall Width:	20.5"
Overall Depth:	22"
Qty./Wt. per carton:	3 ea./62 lbs.



ELLIPTICAL ARM CHAIR



ANGLE ARM CHAIR

MODEL / DESCRIPTION / LIST PRICING



745 Elliptical Arm Chair - Single Piece Beech wood Shell

Chair
\$617

745/SI Elliptical Arm Chair - Single Piece Beech wood Shell, Upholstered Seat Insert

COM Yardage: 0.75 Yds

COM	GR1	GR2	GR3	GR4	GR5	GR6	GR7	GR8	GR9	GR10	LEA
\$732	\$783	\$815	\$847	\$881	\$916	\$953	\$991	\$1031	\$1072	\$1115	\$1318

745/U Elliptical Arm Chair - Fully Upholstered shell

COM Yardage: 1.25 Yds

COM	GR1	GR2	GR3	GR4	GR5	GR6	GR7	GR8	GR9	GR10	LEA
\$745	\$797	\$829	\$862	\$897	\$933	\$970	\$1009	\$1049	\$1091	\$1135	\$1341

Note: Elliptical arm is standard with Polyurethane arm cap.
Please specify color when ordering: Black, Grey or Charcoal.



746 Angle Arm Chair - Single Piece Beech wood Shell

Chair
\$547

746/SI Angle Arm Chair - Single Piece Beech wood Shell, Upholstered Seat Insert

COM Yardage: 0.75 Yds

COM	GR1	GR2	GR3	GR4	GR5	GR6	GR7	GR8	GR9	GR10	LEA
\$632	\$676	\$703	\$731	\$761	\$791	\$823	\$856	\$890	\$925	\$963	\$1138

746/U Angle Arm Chair - Fully Upholstered shell

COM Yardage: 1.25 Yds

COM	GR1	GR2	GR3	GR4	GR5	GR6	GR7	GR8	GR9	GR10	LEA
\$714	\$764	\$795	\$826	\$859	\$894	\$929	\$967	\$1005	\$1046	\$1087	\$1285

Note: Angle arm is available with soft Polyurethane arm caps in Charcoal
Add PAC to part number when ordering.

OPTIONS

Add upcharge to list price and code to model number

FR	CA 133 Fire Retardant - per yd.	\$90/yd.
MB	Moisture Barrier - Per Seat	\$68
PAC	Poly Arm Caps - Angle Arm Chair - per pair	\$88
UBI	Upholstered Back Insert - per seat	\$95
2FO	Two Fabric Option (frnt - bk)	-
O2FO	Two Fabric Option (offset)	-
CAS	Casters - for Models 744, 745 & 746	\$88
TT	Two Tone Stains	\$75
ENG	Laser Engraving Back Design	\$42 + Setup Fee
SQ	Square Hole Back Cutouts	\$48

RD	Round Hole Back Cutouts	\$48
RECT	Rectilinear Hole Back Cutouts	\$48
USW	Natural US Walnut Veneer	\$110
TIR	Tiramisu Hi-Def Veneer	\$220
BIS	Biscotti Hi-Def Veneer	\$220
COF	Coffee Bean Hi-Def Veneer	\$220
PC	Polished Chrome finish - Elliptical Arm Chair	\$75
PC	Polished Chrome finish - Angle Arm Chair	\$98
PC	Polished Chrome finish - 4-leg Chair	\$38
LPS	Laminate Plywood Seating	Call

also available in
LPS

DEKKO STOOLS

Dekko Stool has a Beech wood shell offered in several veneer species and designs in two back heights on two frame styles. Dekko shells are available in LPS, see LPS section for details.



4-LEG DEMI BACK STOOL



4-LEG TALL BACK STOOL

ORDERING INFORMATION

To Order Please Specify:

- | | |
|----------------------------|------------------------------|
| 1) Series Name | 5) Epoxy Frame Color |
| 2) Model Number | 6) Fabric Grade & Number |
| 3) Quantity | 7) Back Cutout Design Option |
| 4) Wood Stain Finish Color | 8) Optional Items |

DEKKO STOOL GENERAL SPECIFICATIONS

Shell

- Compound angle .50" thick multi-ply Beech wood shell.
- Shell is available in full or demi back with vertical running wood grain.
- Four specialty veneers are also offered for the Dekko shell (see options).

Upholstery

- Shell or upholstered inserts can be finished in choice of fabric, vinyl, crypton, leather or approved COM.

Frame

- Dekko bar stool frames are .75" diameter, 14 gauge steel tubing with hand brazed welds.

Glides

- Factory installed self leveling steel glides.

COLORS / FINISHES

Wood Stain Finish Colors:

19 standard wood stain colors.

Table Base Finish Colors:

30 standard powder coat finishes

Optional polished chrome available with upcharge.

OPTIONS

- CODE: FR - CA133 Fire Retardant.
- CODE: MB - Moisture Barrier.
- CODE: UBI - Upholstered Back Insert.
- CODE: 2FO - Two Fabric Option (front - back).
- CODE: O2FO - Two Fabric Option (offset).
- CODE: TT - Two Tone Stains.
- CODE: ENG - Laser Engraving.
- CODE: CH - Counter Height, Specialty Height.
- CODE: SQ - Square Hole Back Cutout.
RD - Round Hole Back Cutout.
RECT - Rectilinear Hole Back Cutout
- CODE: USW - Natural US Walnut Veneer.
TIR - Tiramisu Hi-Def Veneer finish.
BIS - Biscotti Hi-Def Veneer finish.
COF - Coffee Bean Hi-Def Veneer finish.
- CODE: PC - Polished Chrome frame finish.



SOLID BACK



ROUND HOLE



SQUARE HOLE



RECTILINEAR HOLE



LASER ENGRAVED



TWO TONE STAIN

BACK ONE COLOR
FRONT ONE COLOR

DIMENSIONS	Demi Back Bar Stool	Tall Back Bar Stool
Seat Width:	17.5"	17.5"
Seat Depth:	15.5"	15.5"
Seat Height:	30"	30"
Back Height:	34.5"	44"
Overall Width:	22"	22"
Overall Depth:	24"	24"
Qty./Wt. per carton:	3 ea./62 lbs.	2 ea./46 lbs.



4-LEG DEMI BACK STOOL

MODEL / DESCRIPTION / LIST PRICING



743 Demi Back Stool

Chair
\$566

743/SI Demi Back Stool - Upholstered Seat Insert

COM Yardage: 0.75 Yds

COM	GR1	GR2	GR3	GR4	GR5	GR6	GR7	GR8	GR9	GR10	LEA
\$644	\$689	\$717	\$745	\$775	\$806	\$838	\$872	\$907	\$943	\$981	\$1159



752 Tall Back Bar Stool

Chair
\$539

752/SI Tall Back Stool - Upholstered Seat Insert

COM Yardage: 0.75 Yds

COM	GR1	GR2	GR3	GR4	GR5	GR6	GR7	GR8	GR9	GR10	LEA
\$611	\$654	\$680	\$707	\$735	\$765	\$795	\$827	\$860	\$895	\$931	\$1100

752/U Tall Back Stool - Fully Upholstered Shell

COM Yardage: 1.25 Yds

COM	GR1	GR2	GR3	GR4	GR5	GR6	GR7	GR8	GR9	GR10	LEA
\$664	\$710	\$739	\$768	\$799	\$831	\$864	\$899	\$935	\$972	\$1011	\$1195

OPTIONS

Add upcharge to list price and code to model number

FR	CA 133 Fire Retardant - per yd.	\$90/yd.
MB	Moisture Barrier - Per Seat	\$68
UBI	Upholstered Back Insert - per seat	\$95
2FO	Two Fabric Option (frnt - bk)	-
O2FO	Two Fabric Option (offset)	-
TT	Two Tone Stains	\$75
ENG	Laser Engraving Back Design	\$42 + Setup Fee
CH	Counter Height, Specialty Height	\$28

SQ	Square Hole Back Cutouts	\$48
RD	Round Hole Back Cutouts	\$48
RECT	Rectilinear Hole Back Cutouts	\$48
USW	Natural US Walnut Veneer	\$110
TIR	Tiramisu Hi-Def Veneer	\$220
BIS	Biscotti Hi-Def Veneer	\$220
COF	Coffee Bean Hi-Def Veneer	\$220
PC	Polished Chrome finish - Bar Stool	\$58

DEL STOOLS

Del Stools feature an upholstered seat over 4" high resiliency foam in two heights with a fully welded square metal tube or solid hardwood frame.



METAL FRAME BAR STOOL



WOOD FRAME BAR STOOL

ORDERING INFORMATION

To Order Please Specify:

- | | |
|-----------------|---------------------------|
| 1) Series Name | 4) Frame Color/Wood Stain |
| 2) Model Number | 5) Fabric Grade & Number |
| 3) Quantity | 6) Optional Items |

DEL GENERAL SPECIFICATIONS

Upholstery

- Seat is fully upholstered over 4" high resiliency foam.
- Seat can be upholstered with choice of fabric, vinyl, crypton, leather or approved COM.

Frame

- Fully welded 1"x1" 14 gauge square steel tubing.
- Wood stool frames are solid 1.25" X 2" Maple wood.

Glides

- Factory installed polyvinyl glides.

Scuff Guard

- Standard factory installed stainless steel scuff guard.

COLORS / FINISHES

Frame Finish Colors:

- 30 standard powder coat colors.
- 19 standard wood stain colors.

OPTIONS

- CODE: FR - CA133 Fire Retardant.
- CODE: MB - Moisture Barrier.

STANDARD STAINLESS STEEL SCUFF GUARD DETAIL



METAL FRAME




WOOD FRAME

DIMENSIONS	Counter Stool	Bar Stool
Seat Height:	24"	30"
Overall Width:	15"	15"
Overall Depth:	15"	15"
Qty./Wt. per carton:	1 ea./33 lbs.	1 ea./35 lbs.



METAL FRAME COUNTER STOOL

MODEL / DESCRIPTION / LIST PRICING



5110 Counter Stool - Metal Frame

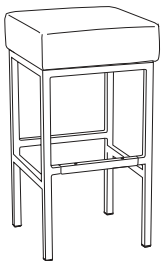
COM Yardage: 1 Yd

COM	GR1	GR2	GR3	GR4	GR5	GR6	GR7	GR8	GR9	GR10	LEA
\$693	\$742	\$771	\$802	\$834	\$867	\$902	\$938	\$976	\$1015	\$1055	\$1247

5114 Counter Stool - Wood Frame

COM Yardage: 1 Yd

COM	GR1	GR2	GR3	GR4	GR5	GR6	GR7	GR8	GR9	GR10	LEA
\$704	\$753	\$783	\$814	\$847	\$881	\$916	\$952	\$991	\$1030	\$1071	\$1266



5112 Bar Stool - Metal Frame

COM Yardage: 1 Yd

COM	GR1	GR2	GR3	GR4	GR5	GR6	GR7	GR8	GR9	GR10	LEA
\$725	\$775	\$806	\$838	\$872	\$907	\$943	\$981	\$1020	\$1061	\$1103	\$1304

5116 Bar Stool - Wood Frame

COM Yardage: 1 Yd

COM	GR1	GR2	GR3	GR4	GR5	GR6	GR7	GR8	GR9	GR10	LEA
\$735	\$786	\$818	\$851	\$885	\$920	\$957	\$995	\$1035	\$1076	\$1119	\$1323

OPTIONS

Add upcharge to list price and code to model number

FR	CA133 Fire Retardant per yard	\$90/yd.	MB	Moisture Barrier - Per Seat	\$68
----	-------------------------------	----------	----	-----------------------------	------

DELFI SERIES

The Delfi Series chair features exceptional comfort. Contoured plastic shell is designed for long hours of sitting pleasure. Delfi multipurpose stacking chairs are available in 4 stacking frame styles.



4-LEG



4-LEG W/ARMS

ORDERING INFORMATION

To Order Please Specify:

- | | |
|---------------------|--------------------------|
| 1) Series Name | 5) Frame Color |
| 2) Model Number | 6) Fabric Grade & Number |
| 3) Quantity | 7) Optional Items |
| 4) Poly Shell Color | |

DELFI GENERAL SPECIFICATIONS

Shell

- 100% Polypropylene two piece shell available in 12 shell colors.

Upholstery

- Upholstered insert on seat and back can be upholstered with choice of fabric, vinyl, crypton, leather or approved COM.

Frame

- Sled Base chair frame is .625" dia., 12 gauge continuous steel tubing.
- Four leg café chair and bar stool frames are .875" diameter, 12 gauge steel tubing.
- Four Leg with Elliptical Arms model 085 is 12 gauge steel tubing with 1.25" elliptical steel on arm section and .875" diameter on back legs.

Glides

- Sled base and arm chair includes clear, non-marking polyvinyl glides.
- Self leveling steel glides are installed on the 4-Leg chairs and stools.

Stacking

- Sled chairs stack 4 high on the floor, 16-18 high on a dolly.
- Upholstered sled stacks 8-10 on a dolly.
- Four leg chairs and stools stack 4 high on the floor, 6-8 high on dolly.



#196 Stacking Chair Dolly

This dolly will accommodate Delfi Stacking Models. Square laminate base insert protects chairs. Approx. 25" x 25".

COLORS / FINISHES

Frame Finish Colors:

- 30 standard powder coat finishes.
- Optional polished chrome available with upcharge.

Polypropylene Shell Colors:

- | | |
|-------------|-------------|
| • Black | • Ivory |
| • White | • Gray |
| • Charcoal | • Plum |
| • Navy Blue | • Sand |
| • Big Sky | • Persimmon |
| • Red | • Burgundy |

OPTIONS

- CODE: FR - CA133 Fire Retardant.
- CODE: MB - Moisture Barrier.
- CODE: JB - Jury Base - Includes swivel.
- CODE: TA - Fixed Tablet Arm for sled base w/exposed plywood edge.*
- CODE: PC - Polished chrome frame.
- CODE: GD - Metal Ganging welded to frame. Not available for polished chrome.
- CODE: GD - Plastic Ganging.
- CODE: CH - Counter Stool and Special Height.
- Dolly Model #196. Made of heavy duty steel. Available in black powder coated finish. Dolly specifications with chair models.

* FA Fixed tablet arm option not available in polished chrome.

DIMENSIONS	Sled Base Stacker
Seat Width:	18.5"
Seat Depth:	17.5"
Seat Height:	18"
Back Height:	32"
Overall Width:	21.25"
Overall Depth:	18"
Qty./Wt. per carton:	4 ea./50 lbs.

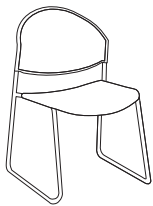


SLED BASE WITH SEAT AND BACK INSERTS




SLED BASE WITH FIXED TABLET ARM

MODEL / DESCRIPTION / LIST PRICING



080 Sled Base Stacking Chair


Chair
\$270



080/SI Sled Base Stacking Chair with Upholstered Seat Insert

COM Yardage: 0.75 Yard

COM	GR1	GR2	GR3	GR4	GR5	GR6	GR7	GR8	GR9	GR10	LEA
\$352	\$376	\$391	\$407	\$423	\$440	\$458	\$476	\$495	\$515	\$535	\$633



080/S Sled Base Stacking Chair with Upholstered Seat and Back Inserts

COM Yardage: 0.75 Yard

COM	GR1	GR2	GR3	GR4	GR5	GR6	GR7	GR8	GR9	GR10	LEA
\$433	\$463	\$481	\$501	\$521	\$541	\$563	\$586	\$609	\$633	\$659	\$779

PLASTIC SHELL COLORS



OPTIONS

Add upcharge to list price and code to model number

FR	CA 133 Fire Retardant - per yd.	\$90/yd.
MB	Moisture Barrier - Per Seat	\$68
JB	Jury Base	\$390
TA	Fixed Tablet Arm - Sled Base*	\$295

PC	Polished Chrome frame - sled base chair	\$38
GD	Metal Ganging	\$28
GD	Plastic Ganging	\$26
#196	Stacking Chair Dolly	\$460

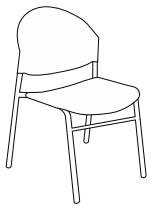
* FA Fixed tablet arm option not available in polished chrome.

DIMENSIONS	4-Leg Stacking
Seat Width:	18.5"
Seat Depth:	17.5"
Seat Height:	18"
Back Height:	32"
Overall Width:	21"
Overall Depth:	18"
Qty./Wt. per carton:	4 ea./50 lbs.



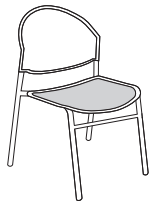
4-LEG STACKING CHAIR
UPHOLSTERED SEAT AND BACK INSERTS

MODEL / DESCRIPTION / LIST PRICING



083 4-Leg Stacking Chair

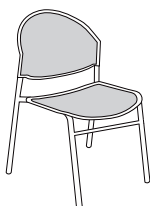
Chair	
\$243	



083/SI 4-Leg Stacking Chair with Upholstered Seat Insert

COM Yardage: 0.75 Yard

COM	GR1	GR2	GR3	GR4	GR5	GR6	GR7	GR8	GR9	GR10	LEA
\$324	\$347	\$360	\$375	\$390	\$405	\$422	\$439	\$456	\$474	\$493	\$583



083/S 4-Leg Stacking Chair with Upholstered Seat and Back Inserts

COM Yardage: 0.75 Yard

COM	GR1	GR2	GR3	GR4	GR5	GR6	GR7	GR8	GR9	GR10	LEA
\$406	\$434	\$452	\$470	\$489	\$508	\$528	\$550	\$572	\$594	\$618	\$731

PLASTIC SHELL COLORS



OPTIONS

Add upcharge to list price and code to model number

FR	CA 133 Fire Retardant - per yd.	\$90/yd.
MB	Moisture Barrier - Per Seat	\$68
JB	Jury Base	\$390
PC	Polished Chrome frame - 4-Leg Chair	\$38

GD	Metal Ganging	\$28
GD	Plastic Ganging	\$26
196	Stacking Chair Dolly	\$460

DIMENSIONS	4-Leg with Arms
Seat Width:	18.5"
Seat Depth:	17.5"
Seat Height:	18"
Arm Height:	26"
Back Height:	32"
Overall Width:	23"
Overall Depth:	18"
Qty./Wt. per carton:	4 ea./68 lbs.



4-LEG STACKING CHAIR WITH ARMS
UPHOLSTERED SEAT AND BACK INSERTS

MODEL / DESCRIPTION / LIST PRICING



085 4-Leg Stacking Chair with Arms

Chair
\$422



085/SI 4-Leg Stacking Chair with Arms - Upholstered Seat Insert

COM Yardage: 0.75 Yard

COM	GR1	GR2	GR3	GR4	GR5	GR6	GR7	GR8	GR9	GR10	LEA
\$503	\$539	\$560	\$582	\$606	\$630	\$655	\$681	\$709	\$737	\$766	\$906



085/S 4-Leg Stacking Chair with Arms - Upholstered Seat and Back Inserts

COM Yardage: 0.75 Yard

COM	GR1	GR2	GR3	GR4	GR5	GR6	GR7	GR8	GR9	GR10	LEA
\$585	\$626	\$651	\$677	\$704	\$733	\$762	\$792	\$824	\$857	\$891	\$1053

OPTIONS

Add upcharge to list price and code to model number

FR	CA 133 Fire Retardant - per yd.	\$90/yd.
MB	Moisture Barrier - Per Seat	\$68
JB	Jury Base	\$390
PC	Polished Chrome frame - 4-Leg Chair w/ arms	\$68


GD	Metal Ganging	\$28
GD	Plastic Ganging	\$26
196	Stacking Chair Dolly	\$460

DIMENSIONS	Bar Stool
Seat Width:	18.5"
Seat Depth:	17.5"
Seat Height:	30"
Back Height:	42"
Overall Width:	21.25"
Overall Depth:	24"
Qty./Wt. per carton:	3 ea./64 lbs.



STACKING BAR STOOL

MODEL / DESCRIPTION / LIST PRICING



083H Stacking Bar Stool

Chair
\$464



083H/SI Stacking Bar Stool - Upholstered Seat Insert

COM Yardage: 0.75 Yard

COM	GR1	GR2	GR3	GR4	GR5	GR6	GR7	GR8	GR9	GR10	LEA
\$546	\$585	\$608	\$632	\$658	\$684	\$711	\$740	\$769	\$800	\$832	\$983



083H/S Stacking Bar Stool - Upholstered Seat and Back Inserts

COM Yardage: 0.75 Yard

COM	GR1	GR2	GR3	GR4	GR5	GR6	GR7	GR8	GR9	GR10	LEA
\$628	\$672	\$699	\$727	\$756	\$787	\$818	\$851	\$885	\$920	\$957	\$1131

PLASTIC SHELL COLORS



OPTIONS

Add upcharge to list price and code to model number

FR	CA 133 Fire Retardant - per yd.	\$90/yd.
MB	Moisture Barrier - Per Seat	\$68

PC	Polished Chrome frame - Stacking Bar Stool	\$58
CH	Counter Height, Specialty Height	\$28

EDGE MULTIPURPOSE CHAIR

The Edge multipurpose chairs have a fully upholstered seat and Polypropylene backrest. Frames available in 4-Leg, Sled or 5-Star Swivel (see swivel chairs). Heavy duty, capable of standing up in the toughest environments.



EDGE CHAIR WITH OPTIONAL CASTERS



EDGE 4-LEG CHAIR

ORDERING INFORMATION

To Order Please Specify:

- | | |
|-----------------|-----------------------------------|
| 1) Series Name | 5) Polypropylene Back & Arm Color |
| 2) Model Number | 6) Fabric Grade and Number |
| 3) Quantity | 7) Optional items |
| 4) Frame Color | |

EDGE GENERAL SPECIFICATIONS

Upholstery

- Edge seat is fully upholstered with choice of fabric, crypton, vinyl, leather or approved COM.

Frame

- 1" diameter, 14 gauge steel tubing.
- All frames are sand blasted and then powder coated for maximum paint adhesion.
- Sled base features double-wall frame.
- 4-leg chair design is a wall saver.

Glides

- Factory installed Self leveling steel glides on 4-leg chair.

Stacking

- Sled base chairs stack 5 high, 4-leg chairs stack 2 high.

COLORS / FINISHES

Frame Finish Colors: (4-Leg and Sled)

30 standard powder coat colors.

Optional polished chrome available with upcharge (sled base only).

Arm Cap and Backrest Colors:

- Polypropylene - Black
- Polypropylene - White
- Polypropylene - Dove Gray
- Polypropylene - Fog Gray

OPTIONS

- CODE: FR - CA133 Fire Retardant.
- CODE: MB - Moisture Barrier.
- CODE: CAS - Casters, set of 4.
- CODE: CAS2 - Casters, set of 2.
- CODE: PC - Polished Chrome finish.



SLED BASE FEATURES DOUBLE-WALL FRAME



CASTERS

Series Note:

For Edge 5-star swivel chair - see Swivel chairs

DIMENSIONS	Sled Base Chair	4-Leg Chair
Inside Width:	20"	20"
Seat Depth	18"	18"
Seat Height:	17.5"	17.5"
Arm Height:	25.5"	25.5"
Overall Depth:	22"	22"
Overall Width:	22"	22"
Overall Height:	32"	32"
Qty./Wt. per carton:	1 ea./35 lbs.	1 ea./35 lbs.



EDGE WITH POLISHED CHROME SLED BASE

MODEL / DESCRIPTION / LIST PRICING



5022 Sled Base Multipurpose Chair

COM Yardage: 1 Yard

COM	GR1	GR2	GR3	GR4	GR5	GR6	GR7	GR8	GR9	GR10	LEA
\$556	\$595	\$619	\$643	\$669	\$696	\$724	\$753	\$783	\$814	\$847	\$1001



5024 4-Leg Base Multipurpose Chair (Powdercoat Only)

COM Yardage: 1 Yard

COM	GR1	GR2	GR3	GR4	GR5	GR6	GR7	GR8	GR9	GR10	LEA
\$556	\$595	\$619	\$643	\$669	\$696	\$724	\$753	\$783	\$814	\$847	\$1001



EDGE CHAIRS OFFER VERSATILITY

OPTIONS

Add upcharge to list price and code to model number

FR	CA133 Fire Retardant per yard.	\$90/yd.
MB	Moisture Barrier - Per Seat	\$68
CAS	Casters, Set of 4	\$88

CAS2	Casters, Set of 2	\$44
PC	Polished Chrome finish - Sled base only	\$96

ELOS WOOD SERIES

Elos has a wood backrest and seat. Also available with upholstered seat or fully upholstered, frames offered with or without arms and in bar stool heights.



SIDE CHAIR WITH ROUND HOLE CUTOUT OPTION



BAR STOOL WITH UPHOLSTERED SEAT AND ROUND HOLE CUTOUT OPTION

ORDERING INFORMATION

To Order Please Specify:

- 1) Series Name
- 2) Model Number
- 3) Quantity
- 4) Wood Stain Finish Color
- 5) Frame Color
- 6) Fabric Grade & Number
- 7) Optional Items

ELOS GENERAL SPECIFICATIONS

Shell

- Contoured seat and backrest made of .50" thick, multi-ply Beech wood, available in transparent wood stain colors.
- Backrest measures 11.5" high by 17" wide.

Upholstery

- Seat is upholstered over 1" foam.
- Seat and/or back can be upholstered with choice of fabric, vinyl, crypton, leather or approved COM.

Frame

- .75" diameter, 14 gauge steel tubing with hand brazed welds.
- Available in 4-leg, 4-leg with arms, bar stool and bar stool with arms.

Glides

- Factory installed self leveling steel glides.

Stacking

- Elos stacks 4 high on the floor up to 6 on a dolly.

COLORS / FINISHES

Wood Stain Finish Colors:

- 19 standard wood stain colors.
- Contrasting stain colors available.

Frame Finish Colors:

- 30 standard powder coat colors.
- Optional polished chrome available with upcharge.

OPTIONS

- CODE: FR - CA133 Fire Retardant.
- CODE: MB - Moisture Barrier.
- CODE: PC - Polished Chrome.
- CODE: WAC - Wood Arm Caps.
- CODE: RD - Round hole cutout back design.
- CODE: ENG - Laser Engraving.
- CODE: TT - Two Tone stain colors, inside and outside back.
For plain, no hole design.
- CODE: CS - Contrasting stain colors. Available with any back option.



TWO TONE



SOLID BACK



LASER ENGRAVED



CONTRASTING SEAT/BACK



ROUND HOLE BACK DESIGN



WOOD ARM CAPS

DIMENSIONS	Chair
Seat Width:	16.5"
Seat Depth:	17.5"
Seat Height:	18.25"
Arm Height:	26"
Back Height:	33.5"
Overall Width:	18/23"
Overall Depth:	18"
Qty./Wt. per carton:	3 ea./48 lbs.



SIDE CHAIR, WOOD SEAT & BACK



SIDE CHAIR, FULLY UPHOLSTERED

MODEL / DESCRIPTION / LIST PRICING



240 4-Leg Side Chair

Chair
\$461

243 4-Leg Side Chair with Upholstered Seat

COM Yardage: 0.75 Yard

COM	GR1	GR2	GR3	GR4	GR5	GR6	GR7	GR8	GR9	GR10	LEA
\$482	\$516	\$537	\$558	\$581	\$604	\$628	\$653	\$679	\$706	\$735	\$868

245 4-Leg Side Chair with Upholstered Seat and Back

COM Yardage: 1.5 Yards

COM	GR1	GR2	GR3	GR4	GR5	GR6	GR7	GR8	GR9	GR10	LEA
\$504	\$539	\$561	\$583	\$606	\$631	\$656	\$682	\$709	\$738	\$767	\$907



241 4-Leg Side Chair with Arms

Chair
\$583

244 4-Leg Side Chair with Arms - Upholstered Seat

COM Yardage: 0.75 Yard

COM	GR1	GR2	GR3	GR4	GR5	GR6	GR7	GR8	GR9	GR10	LEA
\$605	\$647	\$673	\$700	\$728	\$757	\$787	\$819	\$852	\$886	\$921	\$1089

252 4-Leg Side Chair with Arms - Upholstered Seat and Back

COM Yardage: 1.5 Yards

COM	GR1	GR2	GR3	GR4	GR5	GR6	GR7	GR8	GR9	GR10	LEA
\$626	\$670	\$697	\$725	\$754	\$784	\$815	\$848	\$882	\$917	\$954	\$1127

OPTIONS

Add upcharge to list price and code to model number

FR	CA133 Fire Retardant per yard.	\$90/yd.
MB	Moisture Barrier - Per Seat	\$68
WAC	Wood Arm Caps	\$108
PC	Polished Chrome finish - Chair	\$38
PC	Polished Chrome finish - Chair with Arms	\$62

RD	Round Hole Back Cutouts	\$48
ENG	Laser Engraving Back Design	\$42 + Setup Fee
TT	Two Tone Stain Colors	\$75
CS	Contrasting Stain Colors - Seat and Back	\$79
#196	Stacking Dolly	\$460

DIMENSIONS	Bar Stool
Seat Width:	16.5"
Seat Depth:	17.5"
Seat Height:	30"
Arm Height:	39"
Back Height:	43"
Overall Width:	17"
Overall Depth:	18"
Qty./Wt. per carton:	1 ea./36 lbs.

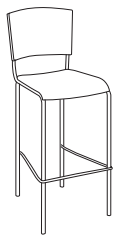


BAR STOOL, UPHOLSTERED SEAT



BAR STOOL WITH ARMS, UPHOLSTERED SEAT

MODEL / DESCRIPTION / LIST PRICING



248 Maple wood Bar Stool

Chair
\$647

249 Bar Stool with Upholstered Seat

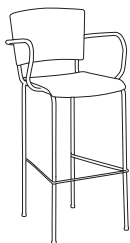
COM Yardage: 0.75 Yard

COM	GR1	GR2	GR3	GR4	GR5	GR6	GR7	GR8	GR9	GR10	LEA
\$668	\$715	\$743	\$773	\$804	\$836	\$870	\$905	\$941	\$978	\$1017	\$1203

242 Bar Stool with Upholstered Seat and Back

COM Yardage: 1.5 Yards

COM	GR1	GR2	GR3	GR4	GR5	GR6	GR7	GR8	GR9	GR10	LEA
\$690	\$738	\$767	\$798	\$830	\$863	\$898	\$934	\$971	\$1010	\$1050	\$1241



250 Maple wood Bar Stool with Arms

Chair
\$749

251 Bar Stool with Arms - Upholstered Seat

COM Yardage: 0.75 Yard

COM	GR1	GR2	GR3	GR4	GR5	GR6	GR7	GR8	GR9	GR10	LEA
\$791	\$846	\$880	\$915	\$951	\$990	\$1029	\$1070	\$1113	\$1158	\$1204	\$1423

246 Bar Stool with Arms - Upholstered Seat and Back

COM Yardage: 1.5 Yards

COM	GR1	GR2	GR3	GR4	GR5	GR6	GR7	GR8	GR9	GR10	LEA
\$812	\$869	\$904	\$940	\$977	\$1016	\$1057	\$1099	\$1143	\$1189	\$1237	\$1461

OPTIONS

Add upcharge to list price and code to model number

FR	CA133 Fire Retardant per yard.	\$90/yd.
MB	Moisture Barrier - Per Seat	\$68
WAC	Wood Arm Caps	\$108
PC	Polished Chrome finish - Bar Stool	\$58
PC	Polished Chrome finish - Bar Stool with Arms	\$125

RD	Round Hole Back Cutouts	\$48
ENG	Laser Engraving Back Design	\$42 + Setup Fee
TT	Two Tone Stain Colors	\$75
CS	Contrasting Stain Colors - Seat and Back	\$79
CH	Counter Height, Specialty Height	\$28

FAIRMONT SERIES

Fairmont chair frames are solid wood with an upholstered seat in your choice of fabrics. Frames are available in café height and bar height.

SOLID WOOD FRAME



WOOD CAFE CHAIR



WOOD BAR STOOL

ORDERING INFORMATION

To Order Please Specify:

- 1) Series Name
- 2) Model Number
- 3) Quantity
- 4) Wood Stain Finish Color
- 5) Fabric Grade & Number
- 6) Optional Items

FAIRMONT GENERAL SPECIFICATIONS

Upholstery

- Fairmont seat is upholstered over 1" high resiliency foam.
- Seat can be upholstered with choice of fabric, vinyl, crypton, leather or approved COM.

Frame

- Fairmont chair frames are solid Beech wood.
- Frames are available in café height and bar height.

Glides

- Factory installed nylon glides.

Scuff Guard

- Standard factory installed stainless steel scuff guard on bar stools.

COLORS / FINISHES

Wood Stain Finish Colors:

- 19 standard wood stain colors.

OPTIONS

- CODE: FR - CA133 Fire Retardant.
- CODE: MB - Moisture Barrier.
- CODE: CH - Counter Height, Specialty Height.
- CODE: WST - Wood Seat

DIMENSIONS	Side Chair	Bar Stool
Seat Width:	17"	17"
Seat Depth:	16.5"	16.5"
Seat Height:	18"	30"
Overall Width:	18"	18"
Overall Depth:	20.5"	20"
Overall Height:	33.5"	43.5"
Qty./Wt. per carton:	2 ea./42 lbs.	1 ea./35 lbs.



WOOD CHAIR



WOOD BAR STOOL

MODEL / DESCRIPTION / LIST PRICING



4822 Wood Side Chair - Upholstered Seat

COM Yardage: 0.75 Yard

COM	GR1	GR2	GR3	GR4	GR5	GR6	GR7	GR8	GR9	GR10	LEA
\$339	\$363	\$377	\$392	\$408	\$424	\$441	\$459	\$477	\$496	\$516	\$610



4824 Wood Bar Stool - Upholstered Seat

COM Yardage: 0.75 Yard

COM	GR1	GR2	GR3	GR4	GR5	GR6	GR7	GR8	GR9	GR10	LEA
\$442	\$473	\$492	\$511	\$532	\$553	\$575	\$598	\$622	\$647	\$673	\$795

OPTIONS

Add upcharge to list price and code to model number

FR	CA133 Fire Retardant - Per Yard	\$90/yd.	CH	Counter Height, Specialty Height	\$28
MB	Moisture Barrier - Per Seat	\$68	WST	Wood Seat (add to COM)	\$110

FLORIN SERIES

Florin Series can be used for indoor applications. ERG recommends the use of a polyester powder coat finish. Florin is stylish and sturdy and is suitable for most environments.



CHAIR WITH ARMS



40" ROUND TABLE

ORDERING INFORMATION

To Order Please Specify:

- | | |
|-----------------|-------------------|
| 1) Series Name | 4) Frame Color |
| 2) Model Number | 5) Optional Items |
| 3) Quantity | |

FLORIN SITE GENERAL SPECIFICATIONS

Outdoor Option

Products are prepared and finished to resist rusting, scratching, chipping and fading. All metal products are completely sandblasted, including welded and non-welded areas, for maximum sealant and paint adhesion.

Chair Frame

Made with a unique open grid perforated steel wrapped, formed and seam welded over .5625" steel tubing. Open hole perforations are .0625" diameter. 4-Leg Frames: are made with .875" dia., 11 gauge steel tubing and finished with factory installed black glides. Stacking capacity: Florin chairs model 156 will stack 4 high. (No dolly available.)

Table Top

Metal Table Tops: are flat cold rolled 14 gauge, .125" thick solid steel with a perforated design and a .5" radius on the edge. Available in 40" round with optional umbrella hole.

Table Base

Fabricated with 1.25" diameter, 14 gauge steel tubing. Table base is completely welded assembly and metal top is welded to base forming a one piece table. Black endcaps are inserted using the press-fit method. Ships fully assembled.

Warranty

Outdoor finishes are warranted for one year providing customer maintains ERG furniture properly such as wiping after water splashes. Minimum rust areas will be considered normal wear due to moisture in the air.

COLORS / FINISHES

Frame Finish Colors:

Standard powder coat colors available.

OPTIONAL ITEMS

- CODE: TT - Two-Tone. Table top and legs in different colors.
- CODE: CU - Outdoor Undercoating
- CODE: CH100 - 2.5" Umbrella Hole (tables only)



PERFORATION DETAIL

Perforated metal grid is completely wrapped and finished around seat frame for a smooth finished appearance. Open hole perforations are .0625" diameter.

DIMENSIONS	4-Leg Chair
Seat Width:	18.25"
Seat Depth:	16.5"
Seat Height:	18"
Back Height:	31"
Overall Width:	21.25"
Overall Depth:	21"
Qty./Wt. per carton:	2 ea./46 lbs.

DIMENSIONS	FL40D
Table Top:	40" dia.
Table Height:	30"
Qty./Wt. per carton:	1 ea./76 lbs.



CHAIR WITH ARMS



40" ROUND TABLE

MODEL / DESCRIPTION / LIST PRICING



156 4-Leg Metal Stacking Chair with Arms

Metal
\$492



FL40D Florin Café Table - 40" round perforated metal top on 4-leg base.

Metal
\$1774




Table Top perforated designs for round

OPTIONS

Add upcharge to list price and code to model number

OU	Outdoor Undercoating - per Chair	\$58
TT	Two Tone Paint Finish. (tables only)	\$135

OU	Outdoor Undercoating - per table	\$275
CH100	Umbrella Hole, 2.5" diameter hole.	\$80

HARRIS SERIES

Harris chair frames are solid wood with an upholstered seat in your choice of fabrics. Frames are available in café height and bar height.



WOOD CAFE CHAIR



WOOD CAFE CHAIR
WITH UPHOLSTERED BACK



WOOD BAR STOOL

ORDERING INFORMATION

To Order Please Specify:

- | | |
|-----------------|----------------------------|
| 1) Series Name | 4) Wood Stain Finish Color |
| 2) Model Number | 5) Fabric Grade & Number |
| 3) Quantity | 6) Optional Items |

HARRIS GENERAL SPECIFICATIONS

Upholstery

- Harris seat is upholstered over 1" high resiliency foam.
- Seat can be upholstered with choice of fabric, vinyl, crypton, leather or approved COM.

Frame

- Harris chair frames are solid Beech wood.
- Frames are available in café, bar and custom heights.

Glides

- Factory installed nylon glides.

Scuff Guard

- Standard factory installed stainless steel scuff guard on bar stools.

COLORS / FINISHES

Wood Stain Finish Colors:

19 standard wood stain colors.

OPTIONS

- CODE: FR - CA133 Fire Retardant.
- CODE: MB - Moisture Barrier.
- CODE: CH - Counter Height, Specialty Height.
- CODE: WST - Wood Seat.

Note:

Custom Design Cutout Available.

DIMENSIONS	Side Chair	Bar Stool
Seat Width:	17"	17"
Seat Depth:	17"	17"
Seat Height:	18"	30"
Overall Width:	17.5"	17"
Overall Depth:	21"	19"
Overall Height:	35"	43.5"
Qty./Wt. per carton:	2 ea./44 lbs.	1 ea./35 lbs.



WOOD CHAIR



WOOD CHAIR WITH
UPHOLSTERED BACK INSERT



WOOD BAR STOOL

MODEL / DESCRIPTION / LIST PRICING



4810	Wood Side Chair - Upholstered Seat											COM Yardage: 0.75 Yard
COM	GR1	GR2	GR3	GR4	GR5	GR6	GR7	GR8	GR9	GR10	LEA	
\$380	\$407	\$423	\$440	\$457	\$476	\$495	\$515	\$535	\$557	\$579	\$684	

4810/I	Wood Side Chair - Upholstered Seat and Upholstered Back Insert											COM Yardage: 1.25 Yard
COM	GR1	GR2	GR3	GR4	GR5	GR6	GR7	GR8	GR9	GR10	LEA	
\$468	\$500	\$520	\$541	\$563	\$585	\$609	\$633	\$658	\$685	\$712	\$842	



4812	Wood Bar Stool - Upholstered Seat											COM Yardage: 0.75 Yard
COM	GR1	GR2	GR3	GR4	GR5	GR6	GR7	GR8	GR9	GR10	LEA	
\$473	\$506	\$526	\$547	\$569	\$592	\$615	\$640	\$666	\$692	\$720	\$851	

4812/I	Wood Bar Stool - Upholstered Seat and Upholstered Back Insert											COM Yardage: 1.25 Yard
COM	GR1	GR2	GR3	GR4	GR5	GR6	GR7	GR8	GR9	GR10	LEA	
\$591	\$633	\$658	\$684	\$712	\$740	\$770	\$800	\$832	\$866	\$900	\$1064	

OPTIONS

Add upcharge to list price and code to model number

FR	CA133 Fire Retardant - Per Yard	\$90/yd.	CH	Counter Height, Specialty Height	\$28
MB	Moisture Barrier - Per Seat	\$68	WST	Wood Seat - Add to COM Price	\$79

LEVON SERIES

Levon Series chairs and stools feature solid Beech wood frames with an upholstered seat. Finished in your choice of wood stain colors and upholstered in your choice of fabric.



SOLID WOOD CHAIR



UPHOLSTERED BACK INSERT



BAR STOOL

ORDERING INFORMATION

To Order Please Specify:

- | | |
|-----------------|----------------------------|
| 1) Series Name | 4) Wood Stain Finish Color |
| 2) Model Number | 5) Fabric Grade & Number |
| 3) Quantity | 6) Optional Items |

LEVON GENERAL SPECIFICATIONS

Upholstery

- Levon seat insert is upholstered over 1.5" high resiliency foam.
- Seat can be upholstered with choice of fabric, vinyl, crypton, leather or approved COM.

Frame

- Levon chair frames are solid Beech wood.

Glides

- Factory installed nylon glides.

Scuff Guard

- Standard factory installed stainless steel scuff guard on bar stools.

COLORS / FINISHES

Wood Stain Finish Colors:

19 standard wood stain colors.

OPTIONS

- CODE: FR - CA133 Fire Retardant.
- CODE: MB - Moisture Barrier.
- CODE: CH - Counter Height, Specialty Height.
- CODE: WST - Wood Seat

DIMENSIONS	Chair	Chair w/ Arms	Bar Stool
Seat Width:	18"	24"	24"
Seat Depth:	17"	17"	17"
Seat Height:	18"	18"	30"
Arm Height:	-	27"	-
Back Height:	33.5"	33.5"	44"
Overall Width:	18"	22"	18"
Overall Depth:	23"	23"	23"
Qty./Wt. per carton:	3 ea./48 lbs.	1 ea./29 lbs.	1 ea./35 lbs.



SOLID WOOD CHAIR WITH ARMS

MODEL / DESCRIPTION / LIST PRICING



920 Wood Café Chair with Upholstered Seat COM Yardage: 0.75 Yard

COM	GR1	GR2	GR3	GR4	GR5	GR6	GR7	GR8	GR9	GR10	LEA
\$579	\$620	\$644	\$670	\$697	\$725	\$754	\$784	\$815	\$848	\$882	\$1042

920B Wood Café Chair with Upholstered Seat and Upholstered Back Insert COM Yardage: 0.75 Yard

COM	GR1	GR2	GR3	GR4	GR5	GR6	GR7	GR8	GR9	GR10	LEA
\$660	\$706	\$734	\$764	\$794	\$826	\$859	\$894	\$929	\$966	\$1005	\$1188



922 Wood Café Chair with Arms and Upholstered Seat COM Yardage: 0.75 Yard

COM	GR1	GR2	GR3	GR4	GR5	GR6	GR7	GR8	GR9	GR10	LEA
\$684	\$732	\$761	\$792	\$823	\$856	\$890	\$926	\$963	\$1002	\$1042	\$1231

922B Wood Café Chair with Arms and Upholstered Seat and Upholstered Back Insert COM Yardage: 1.25 Yard

COM	GR1	GR2	GR3	GR4	GR5	GR6	GR7	GR8	GR9	GR10	LEA
\$759	\$812	\$845	\$878	\$914	\$950	\$988	\$1028	\$1069	\$1111	\$1156	\$1366



926 Wood Bar Stool with Upholstered Seat COM Yardage: 0.75 Yard

COM	GR1	GR2	GR3	GR4	GR5	GR6	GR7	GR8	GR9	GR10	LEA
\$692	\$740	\$770	\$801	\$833	\$866	\$901	\$937	\$974	\$1013	\$1054	\$1246

926B Wood Bar Stool with Upholstered Seat and Upholstered Back Insert COM Yardage: 1.25 Yard

COM	GR1	GR2	GR3	GR4	GR5	GR6	GR7	GR8	GR9	GR10	LEA
\$696	\$745	\$775	\$805	\$838	\$871	\$906	\$942	\$980	\$1019	\$1060	\$1253

OPTIONS

Add upcharge to list price and code to model number

FR	CA133 Fire Retardant - Per Yard	\$90/yd.	CH	Counter Height, Specialty Height	\$28
MB	Moisture Barrier - Per Seat	\$68	WST	Wood Seat	\$110

MARCO SERIES

Marco is a café design series with very durable steel frame construction incorporating features designed to last.



METAL BACK UPHOLSTERED SEAT BAR STOOL



METAL BACK WOOD SEAT SIDE CHAIR



Contoured shape adds comfort

CONTOURED SADDLE SEAT

ORDERING INFORMATION

To Order Please Specify:

- | | |
|----------------------------|--------------------------|
| 1) Series Name | 5) Frame Color |
| 2) Model Number | 6) Fabric Grade & Number |
| 3) Quantity | 7) Optional Items |
| 4) Wood Stain Finish Color | |

MARCO GENERAL SPECIFICATIONS

Wood Seat

- Maple wood seat available in 17 transparent wood stain colors.
- Contoured wood seat is solid saddle Maple.
- Backrest is multi-ply Maple wood with available cutout designs.

Upholstery

- Fully upholstered seat can be finished in choice of fabric, vinyl, crypton, leather or approved COM.

Frame

- 1.25" diameter 16 gauge square steel tube legs.
- Ladder back frame replaces wood backrest.

Glides

- Factory installed self-leveling steel glides.

Scuff Guard

- Standard factory installed stainless steel scuff guard on bar stools.

COLORS / FINISHES

Wood Stain Finish Colors:

19 standard wood stain colors.

Frame Finish Colors:

30 standard powder coat colors.

OPTIONS

- CODE: FR - CA133 Fire Retardant.
- CODE: MB - Moisture Barrier.
- CODE: CH - Counter Height, Specialty Height.
- CODE: HG - Hand Grip cutout design back.
- CODE: ENG - Laser Engraving.
- CODE: TT - Two Tone stains.
- CODE: SCO - Slotted Cut Out



SOLID WOOD BACK



HAND GRIP CUT OUT



SLOTTED CUT OUT

DIMENSIONS	Chair
Seat Width:	18"
Seat Depth:	17"
Seat Height:	18"
Back Height:	33"
Overall Width:	18"
Overall Depth:	18"
Qty./Wt. per carton:	2 ea./24 lbs.



WOOD BACK UPHOLSTERED SEAT CHAIR



SLOTTED WOOD BACK WOOD SEAT CHAIR

MODEL / DESCRIPTION / LIST PRICING



5051 Metal Back Chair with Wood Seat

Chair
\$413

5052 Metal Back Chair with Upholstered Seat

COM Yardage: 0.75 Yard

COM	GR1	GR2	GR3	GR4	GR5	GR6	GR7	GR8	GR9	GR10	LEA
\$366	\$392	\$407	\$424	\$441	\$458	\$476	\$496	\$515	\$536	\$557	\$659



5053 Wood Back Chair with Wood Seat

Chair
\$469

5054 Wood Back Chair with Upholstered Seat

COM Yardage: 0.75 Yard

COM	GR1	GR2	GR3	GR4	GR5	GR6	GR7	GR8	GR9	GR10	LEA
\$423	\$453	\$471	\$490	\$509	\$529	\$551	\$573	\$596	\$619	\$644	\$761

OPTIONS

Add upcharge to list price and code to model number

FR	CA 133 Fire Retardant - per yd.	\$90/yd.
MB	Moisture Barrier - Per Seat	\$68
CH	Counter Height, Specialty Height	\$28
HG	Hand Grip Cut Out	\$48


SCO	Slotted Cut Out	\$48
ENG	Laser Engraving Back Design	\$42 + Setup Fee
TT	Two Tone Stains	\$75

DIMENSIONS	Bar Stool
Seat Width:	18"
Seat Depth:	17"
Seat Height:	30"
Back Height:	43.5"
Overall Width:	18"
Overall Depth:	18"
Qty./Wt. per carton:	2 ea./24 lbs.



WOOD BACK UPHOLSTERED
BAR STOOL

MODEL / DESCRIPTION / LIST PRICING




5055 Metal Back Bar Stool with Wood Seat

Chair
\$527

5056 Metal Back Bar Stool with Upholstered Seat

COM Yardage: 0.75 Yard

COM	GR1	GR2	GR3	GR4	GR5	GR6	GR7	GR8	GR9	GR10	LEA
\$458	\$480	\$490	\$500	\$520	\$541	\$562	\$585	\$608	\$633	\$658	\$824



5057 Wood Back Bar Stool with Wood Seat

Chair
\$583

5058 Wood Back Bar Stool with Upholstered Seat

COM Yardage: 0.75 Yard

COM	GR1	GR2	GR3	GR4	GR5	GR6	GR7	GR8	GR9	GR10	LEA
\$539	\$577	\$600	\$624	\$649	\$675	\$702	\$730	\$759	\$789	\$821	\$970

OPTIONS

Add upcharge to list price and code to model number

FR	CA 133 Fire Retardant - per yd.	\$90/yd.
MB	Moisture Barrier - Per Seat	\$68
CH	Counter Height, Specialty Height	\$28
HG	Hand Grip Cut Out	\$48

SCO	Slotted Cut Out	\$48
TT	Two Tone Stains	\$75
ENG	Laser Engraving Back Design	\$42 + Setup Fee

METROPOLIS SERIES

The Metropolis Series multipurpose stacking chairs are available in two versions each: Single piece plastic shell and fully upholstered shell. Frames are available in 4 leg, bar stool and sled. The Metropolis Hi-Rek plastic shell is UV impregnated and available in four colors.



SLED BASE STACKER



4-LEG STACKER



STACKING STOOLS

ORDERING INFORMATION

To Order Please Specify:

- | | |
|-------------------------------|--------------------------|
| 1) Series Name | 5) Frame Color |
| 2) Model Number | 6) Fabric Grade & Number |
| 3) Quantity | 7) Optional Items |
| 4) Hi-Rek Plastic Shell Color | |

METROPOLIS GENERAL SPECIFICATIONS

Shell

- Molded single piece shell made of durable Hi-Rek plastic, available in 4 shell colors.

Upholstery

- Fully upholstered shell is upholstered over .50" foam.
- Shell can be upholstered with choice of fabric, vinyl, crypton, leather or approved COM.

Frame

- Sled base models are .50" diameter solid steel.
- Four Leg Models are .625" diameter, 14 gauge steel.

Glides

- Factory installed self leveling steel glides.
- Sled base - factory installed ABS plastic glides.

Stacking

- All models will stack 4 high on the floor.
- Metropolis stacks 16-18 high on a dolly.
- Upholstered Metropolis chairs stack 8-10 high on a dolly.

Features

- Metropolis Hi-Rek Shells offer easy cleaning.
- All Metropolis frame versions are specially designed as Wall Savers.

COLORS / FINISHES

Hi-Rek Shell Colors:

- Black
- White
- Red
- Gray

Frame Finish Colors:

- 30 standard powder coat colors.
- Optional polished chrome available with upcharge.

OPTIONS

- CODE: FR - CA133 Fire Retardant.
- CODE: MB - Moisture Barrier.
- CODE: CH - Counter Height, Specialty Height.
- CODE: PC - Polished Chrome Frame.
- CODE: CO - Cleanout Cutout Back Design.
- CODE: CUH - Horizontal Cube Seat Cutout Design.
- CODE: CUV - Vertical Cube Seat Cutout Design.
- CODE: 2FO - Two Fabric Option (front - back).
- CODE: O2FO - Two Fabric Option (offset).



OFFSET TWO FABRICS



CLEANOUT CUTOUT BACK DESIGN



HORIZONTAL CUBE CUTOUT DESIGN



VERTICAL CUBE CUTOUT DESIGN

DIMENSIONS	Café Chair	Bar Stool
Seat Width:	17"	17"
Seat Depth:	15.5"	15.5"
Seat Height:	18.5"	31"
Back Height:	31.5"	44"
Overall Width:	21"	19.5"
Overall Depth:	20.5"	21"
Qty./Wt. per carton:	4 ea./50 lbs.	2 ea./50 lbs.



FULLY UPHOLSTERED SLED BASE

STACKING STOOLS

MODEL / DESCRIPTION / LIST PRICING



410 Sled Base Plastic Shell Stacking Chair

Chair
 \$367

412 Sled Base Chair - Fully Upholstered

COM Yardage: 1 Yard

COM	GR1	GR2	GR3	GR4	GR5	GR6	GR7	GR8	GR9	GR10	LEA
\$480	\$514	\$534	\$556	\$578	\$601	\$625	\$650	\$676	\$703	\$731	\$864



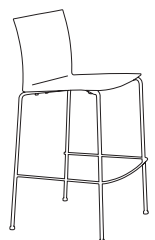
418 4-Leg Plastic Shell Stacking Chair

Chair
 \$350

420 4-Leg Chair - Fully Upholstered

COM Yardage: 1 Yard

COM	GR1	GR2	GR3	GR4	GR5	GR6	GR7	GR8	GR9	GR10	LEA
\$499	\$534	\$555	\$577	\$601	\$625	\$650	\$676	\$703	\$731	\$760	\$898



430 Stacking Plastic Shell Bar Stool

Chair
 \$625

432 Bar Stool - Fully Upholstered

COM Yardage: 1 Yard

COM	GR1	GR2	GR3	GR4	GR5	GR6	GR7	GR8	GR9	GR10	LEA
\$699	\$748	\$778	\$809	\$841	\$875	\$910	\$946	\$984	\$1024	\$1065	\$1258

OPTIONS

Add upcharge to list price and code to model number

FR	CA133 Fire Retardant per yard.	\$90/yd.
MB	Moisture Barrier - Per Seat	\$68
2FO	Two Fabric Option (frnt - bk)	-
O2FO	Two Fabric Option (offset)	-
CH	Counter Height, Specialty Height	\$28
PC	Polished Chrome - Chair	\$38

PC	Polished Chrome - Bar Stool	\$58
CO	Cleanout Cutout Back Design	\$48
CUH	Horizontal Cube Cutout Seat Design	\$48
CUV	Vertical Cube Cutout Seat Design	\$48
#196	Stacking Chair Dolly	\$460

also available in
LPS

MYLO SERIES

The Mylo Series chairs have a multiply Beech wood shell available with upholstered inserts. Mylo is available in chair and stool heights and demi back stools.



SIDE CHAIR UPHOLSTERED SEAT INSERT



TALL BACK BAR STOOL

ORDERING INFORMATION

To Order Please Specify:

- | | |
|----------------------------|------------------------------|
| 1) Series Name | 5) Optional Frame Color |
| 2) Model Number | 6) Fabric Grade & Number |
| 3) Quantity | 7) Back Cutout Design Option |
| 4) Wood Stain Finish Color | 7) Optional Items |

MYLO GENERAL SPECIFICATIONS

Shell

- One-piece contoured wood shell made of .50" thick, multi-ply Beech wood.
- Backs are offered with handgrip cut out.
- Shells are available in transparent wood stain colors or natural finish.

Upholstery

- Seat insert is upholstered over 1" foam.
- Seat can be upholstered with choice of fabric, vinyl, crypton, leather or approved COM.

Frame

- Chair frames are made of .625" diameter, 13 gauge steel tubing with hand brazed welds.
- Frames are available in café, bar stool and counter stool heights in polished chrome finish.

Glides

- Factory installed self leveling steel glides.

Stacking

Chair and stool design stacks 4 high on the floor up to 6 on a dolly.

COLORS / FINISHES

Wood Stain Finish Colors:

19 standard wood stain colors.

Frame Finish Colors:

Polished chrome is standard.

30 optional powder coat colors available with upcharge.

OPTIONS

- CODE: FR - CA133 Fire Retardant.
- CODE: MB - Moisture Barrier.
- CODE: CH - Counter Height, Specialty Height.
- CODE: SF - Powder Coat Frame.
- CODE: HG - Hand Grip Cutout Design Back.
- CODE: ENG - Laser Engraving.
- CODE: TT - Two Tone Stains.
- CODE: LPS - Laminate Plywood Seating.



SOLID BACK



HAND GRIP CUTOUT

DIMENSIONS	Chair
Seat Width:	18"
Seat Depth:	15"
Seat Height:	18.25"
Back Height:	33"
Overall Width:	20"
Overall Depth:	21"
Qty./Wt. per carton:	2 ea./24 lbs.



SIDE CHAIR



OPTIONAL DBC-PELM

MODEL / DESCRIPTION / LIST PRICING



1300 Wood Chair - **Natural Stain Only**

Chair											
\$286											

1300/SI Wood Chair - **Natural Stain Only** with Upholstered Seat Insert

COM Yardage: .75 Yard

COM	GR1	GR2	GR3	GR4	GR5	GR6	GR7	GR8	GR9	GR10	LEA
\$365	\$390	\$406	\$422	\$439	\$456	\$475	\$494	\$513	\$534	\$555	\$656



1302 Wood Chair - All Standard Stains

Chair											
\$357											

1302/SI Wood Chair - Upholstered Seat Insert

COM Yardage: .75 Yard

COM	GR1	GR2	GR3	GR4	GR5	GR6	GR7	GR8	GR9	GR10	LEA
\$439	\$469	\$488	\$508	\$528	\$549	\$571	\$594	\$618	\$643	\$668	\$790

OPTIONS

Add upcharge to list price and code to model number

FR	CA133 Fire Retardant per yard.	\$90/yd.
MB	Moisture Barrier - Per Seat	\$68
CH	Counter Height, Specialty Height	\$28
SF	Powder Coat Color Finish - 4-Leg Chair	\$38
SF	Powder Coat Color Finish - Bar Stool	\$58

HG	Hand Grip Cutout Design Back	\$48
ENG	Laser Engraving Back Design	\$42 + Setup Fee
TT	Two Tone Wood Stains	\$75
LPS	Laminate Plywood Seating	Call
#196	Stacking Chair Dolly	\$460

DIMENSIONS	Demi Back Stool	Tall Back Stool
Seat Width:	18"	18"
Seat Depth:	15"	15"
Seat Height:	30"	30"
Back Height:	36"	44"
Overall Width:	20"	20"
Overall Depth:	20"	20"
Qty./Wt. per carton:	3 ea./45 lbs.	3 ea./62 lbs.



BAR STOOL WITH DBC OPTION



DEMI BACK BAR STOOL

MODEL / DESCRIPTION / LIST PRICING



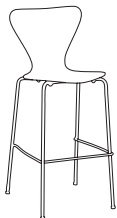
1301 Tall Back Bar Stool - Natural Stain Only

Chair
\$410

1301/SI Tall Back Bar Stool - Natural Stain Only with Upholstered Seat Insert

COM Yardage: 0.75 Yard

COM	GR1	GR2	GR3	GR4	GR5	GR6	GR7	GR8	GR9	GR10	LEA
\$492	\$527	\$548	\$570	\$593	\$616	\$641	\$667	\$693	\$721	\$750	\$886



1304 Tall Back Bar Stool - All Standard Stains

Chair
\$477

1304/SI Tall Back Bar Stool with Upholstered Seat Insert

COM Yardage: 0.75 Yard

COM	GR1	GR2	GR3	GR4	GR5	GR6	GR7	GR8	GR9	GR10	LEA
\$554	\$593	\$617	\$641	\$667	\$694	\$721	\$750	\$780	\$811	\$844	\$997



1306 Demi Back Bar Stool - All Standard Stains

Chair
\$539

1306/SI Demi Back Bar Stool with Upholstered Seat Insert

COM Yardage: 0.75 Yard

COM	GR1	GR2	GR3	GR4	GR5	GR6	GR7	GR8	GR9	GR10	LEA
\$616	\$659	\$685	\$713	\$741	\$771	\$802	\$834	\$867	\$902	\$938	\$1109

OPTIONS

Add upcharge to list price and code to model number

FR	CA133 Fire Retardant per yard.	\$90/yd.
MB	Moisture Barrier - Per Seat	\$68
CH	Counter Height, Specialty Height	\$28
SF	Powder Coat Color Finish - 4-leg chair	\$38
SF	Powder Coat Color Finish - Bar Stool	\$58

HG	Hand Grip Cutout Design Back	\$48
ENG	Laser Engraving Back Design	\$42 + Setup Fee
TT	Two Tone Wood Stains	\$75
LPS	Laminate Plywood Seating	Call

ORIGAMI VISITOR CHAIR

The Origami task chair features polished chrome frames and a fully upholstered seat available in leather or faux leather.

**LEATHER IN STOCK
FOR FAST DELIVERY**

ORDERING INFORMATION

To Order Please Specify:

- 1) Series Name
- 2) Model Number
- 3) Quantity

ORIGAMI GENERAL SPECIFICATIONS

Upholstery

- Upholstered in your choice of 3 leather or 4 faux leather colors.
- Not available in Fabric or COM.
- All seats feature European stitching.

Frame

- Polished chrome tubular steel frame and chrome plated aluminum arms.

Arms

- Die-cast aluminum arms finished in polished chrome.

Base

- Sled base is of double wall reinforced tubular steel.

COLORS / FINISHES

Frame Finish

Sled base visitor chair is polished chrome.

Leather

Leather (standard stock)

- Black • White • Brown

Faux Leather (extended lead time)

- Clay • Dark Gray • Scallion • Tangerine

Complimentary Series

The Origami is also available in a 5-star swivel version. See Origami Swivel chairs for more details.



SLED-BASE VISITOR CHAIR



SLED-BASE VISITOR CHAIR



BACK DETAIL



SLED BASE FEATURES
DOUBLE-WALL POLISHED
CHROME FRAME

DIMENSIONS	Sled-Base Visitor
Inside Width:	19"
Seat Depth:	18"
Seat Height:	18"
Arm Height:	26"
Overall Depth:	24"
Overall Width:	23"
Overall Height:	33.5"
Qty./Wt. per carton:	1 ea./32 lbs.

MODEL / DESCRIPTION / LIST PRICING



2920 Sled Base Visitor Chair in Leather

COL & COM Yardage: N/A

Leather (in stock)
\$834

2925 Sled Base Visitor Chair in Faux Leather

Faux-Leather (extended lead time)
\$1028

also available in
LPS

PENTO SERIES

Pento chairs feature a one piece Beech wood shell available in transparent wood stain choices. Also available in Hi-Definition veneers with many design and frame choices.



SIDE CHAIR



REVERSE SLED CHAIR

ORDERING INFORMATION

To Order Please Specify:

- | | |
|-----------------|-----------------------------------|
| 1) Series Name | 5) Wood Stain Finish Color |
| 2) Model Number | 6) Frame Color or Polished Chrome |
| 3) Quantity | 7) Fabric Grade & Number |
| 4) Wood Species | 8) Optional Items |

PENTO GENERAL SPECIFICATIONS

Shell

- Compound angle, .50" thick multiply Beech wood.
 - Available in transparent wood stain colors with vertical running wood grain.
 - Four specialty veneers are also offered for the Pento shell
- 1) Natural US Walnut Veneer is available in medium walnut stain with the wood grain running vertically.
 - The following High Definition (HD) Engineered veneers have the wood grain running horizontally:
 - 2) Tiramisu (variegated tones)
 - 3) Biscotti (two tone)
 - 4) Coffee Bean (dark nuance)

Upholstery

- Seat inserts can be finished in choice of fabric, vinyl, crypton, leather or approved COM.

Frame

- .75" diameter 14 gauge round steel tubing legs with adjustable glides (4-leg), or plastic glides (sled base).

Stacking

- 4-Leg chair, T-Arm chair and Sled chair will stack 4 high on the floor and up to 6 high on a dolly.



ROUND



SOLID



TRAPEZOID



RECTILINEAR

COLORS / FINISHES

Wood Stain Finish Colors:

19 standard wood stain colors.

Frame Finish Colors:

30 standard powder coat colors.

Optional polished chrome available with upcharge.

Elliptical Arm Cap Colors:

Elliptical arm is standard with Polyurethane arm cap.

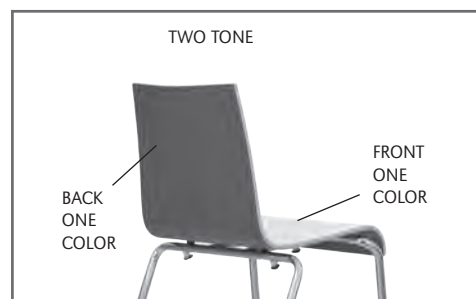
Choose from 3 colors: Black, Gray and Charcoal.

Angle Arm Cap Colors:

Angle arm polyurethane arm caps available in Charcoal.

OPTIONS

- CODE: FR - CA133 Fire Retardant.
- CODE: MB - Moisture Barrier.
- CODE: PAC - Poly Arm Caps for Angle Arms. Soft Polyurethane in Charcoal.
- CODE: TT - Two Tone Stain Colors (for solid, no hole back design only).
- CODE: RD - Round Hole Cutout Back Design.
TR - Trapezoid Hole Cutout Back Design.
RECT - Rectilinear Hole Cutout Back Design.
ENG - Laser Engraved Back Design.
- CODE: USW - Natural US Walnut Veneer.
TIR - Tiramisu Hi-Def Veneer.
BIS - Biscotti Hi-Def Veneer.
COF - Coffee Bean Hi-Def Veneer.
- CODE: PC - Polished Chrome Frame Finish.
- CODE: LPS - Laminate Plywood Seating.



DIMENSIONS	Side Chair	Angle Arm Chair
Seat Width:	17.5"	17.5"
Seat Depth:	15"	15"
Seat Height:	17.5"	17.5"
Back Height:	32"	32"
Arm Height:	-	26"
Overall Width:	20.5"	23"
Overall Depth:	22"	22"
Qty./Wt. per carton:	2 ea./24 lbs.	2 ea./24 lbs.



WOOD CHAIR



ANGLE ARM CHAIR

MODEL / DESCRIPTION / LIST PRICING




927 Wood Chair

Chair
\$499

927/SI Wood Chair - Upholstered Seat Insert

COM Yardage: 0.75 Yard

COM	GR1	GR2	GR3	GR4	GR5	GR6	GR7	GR8	GR9	GR10	LEA
\$578	\$618	\$643	\$669	\$696	\$724	\$752	\$783	\$814	\$846	\$880	\$1040



928 Wood Chair with Angle Arms

Chair
\$639

928/SI Wood Chair with Angle Arms - Upholstered Seat Insert

COM Yardage: 0.75 Yard

COM	GR1	GR2	GR3	GR4	GR5	GR6	GR7	GR8	GR9	GR10	LEA
\$719	\$769	\$800	\$832	\$865	\$900	\$936	\$973	\$1012	\$1053	\$1095	\$1294

OPTIONS

Add upcharge to list price and code to model number

FR	CA133 Fire Retardant per yard.	\$90/yd.
MB	Moisture Barrier - Per Seat	\$68
TT	Two Tone Wood Stain Colors	\$42
RD	Round Hole Cutout Back Design	\$48
TR	Trapezoid Hole Cutout Back Design	\$48
RECT	Rectilinear Hole Cutout Back Design	\$48
ENG	Laser Engraving Back Design	\$42 + Setup Fee
USW	Natural US Walnut Veneer	\$110

TIR	Tiramisu Hi=Def Veneer	\$220
BIS	Biscotti Hi-Def Veneer	\$220
COF	Coffee Bean Hi-Def Veneer	\$220
PC	Polished Chrome Finish - 4-Leg Chair	\$38
PC	Polished Chrome Finish - Angle Arm Chair	\$98
LPS	Laminate Plywood Seating	Call
#196	Stacking Chair Dolly	\$460

DIMENSIONS	Elliptical Arm Chair	Reverse Sled Chair	Sled Base Chair
Seat Width:	17.5"	17.5"	17.5"
Seat Depth:	15"	15"	15"
Seat Height:	17.5"	17.5"	17.5"
Back Height:	32"	32"	32"
Arm Height:	26"	N/A	N/A
Overall Width:	20.5"	20.5"	22"
Overall Depth:	22"	22"	22"
Qty./Wt. per carton:	2 ea./24 lbs.	2 ea./30 lbs.	2 ea./35 lbs.



ELLIPTICAL ARM CHAIR



SLED BASE CHAIR

MODEL / DESCRIPTION / LIST PRICING



929 Elliptical Arm Chair

Chair
\$715

929/SI Elliptical Arm Chair - Upholstered Seat Insert

COM Yardage: 0.75 Yard

COM	GR1	GR2	GR3	GR4	GR5	GR6	GR7	GR8	GR9	GR10	LEA
\$792	\$847	\$881	\$917	\$953	\$991	\$1031	\$1072	\$1115	\$1160	\$1206	\$1426



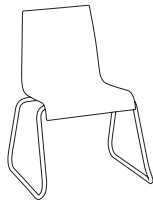
931 Reverse Sled Base Chair

Chair
\$579

931/SI Reverse Sled Base Chair - Upholstered Seat Insert

COM Yardage: 0.75 Yard

COM	GR1	GR2	GR3	GR4	GR5	GR6	GR7	GR8	GR9	GR10	LEA
\$654	\$700	\$728	\$757	\$787	\$819	\$851	\$885	\$921	\$958	\$996	\$1177



933 Sled Base Chair

Chair
\$540

933/SI Sled Base Chair - Upholstered Seat Insert

COM Yardage: 0.75 Yard

COM	GR1	GR2	GR3	GR4	GR5	GR6	GR7	GR8	GR9	GR10	LEA
\$615	\$658	\$684	\$712	\$740	\$770	\$801	\$833	\$866	\$901	\$937	\$1107

OPTIONS

Add upcharge to list price and code to model number

FR	CA133 Fire Retardant per yard.	\$90/yd.
MB	Moisture Barrier - Per Seat	\$68
TT	Two Tone Wood Stain Colors	\$42
RD	Round Hole Cutout Back Design	\$48
TR	Trapezoid Hole Cutout Back Design	\$48
RECT	Rectilinear Hole Cutout Back Design	\$48
ENG	Laser Engraving Back Design	\$42 + Setup Fee
USW	Natural US Walnut Veneer	\$110

TIR	Tiramisu Hi-Def Veneer	\$220
BIS	Biscotti Hi-Def Veneer	\$220
COF	Coffee Bean Hi-Def Veneer	\$220
PC	Polished Chrome Finish - Chair w/Elliptical Arms	\$75
PC	Polished Chrome Finish - Sled Base Chair	\$58
PC	Polished Chrome Finish - Reverse Sled Chair	\$58
LPS	Laminate Plywood Seating	Call
#196	Stacking Chair Dolly	\$460

PENTO STOOL

also available in
LPS

Pento demi or tall back stools feature a one piece Beech wood shell available in transparent wood stain choices. Also available in Hi-Definition veneers with many design choices.



DEMI BACK
WITH UPHOLSTERED SEAT INSERT



BAR STOOL WITH OPTIONAL
POLISHED CHROME FRAME

ORDERING INFORMATION

To Order Please Specify:

- | | |
|-----------------|----------------------------|
| 1) Series Name | 4) Wood Stain Finish Color |
| 2) Model Number | 5) Frame Color |
| 3) Quantity | 6) Fabric Grade & Number |
| 4) Wood Species | 7) Optional Items |

PENTO STOOL GENERAL SPECIFICATIONS

Shell

- Compound angle, .50" thick multiply Beech wood in full or demi back.
 - Available in transparent wood stain colors with vertical running wood grain.
 - Four specialty veneers are also offered for the Pento shell
- 1) Natural US Walnut Veneer is available in medium walnut stain with the wood grain running vertically.
- The following High Definition (HD) Engineered veneers have the wood grain running horizontally:
- 2) Tiramisu (variegated tones)
 - 3) Biscotti (two tone)
 - 4) Coffee Bean (dark nuance)

Upholstery

- Upholstered seat inserts can be finished in choice of fabric, vinyl, crypton, leather or approved COM.

Frame

- .75" diameter 14 gauge round steel tubing legs with adjustable glides.

Stacking

- 4-leg stool stacks 3 high on the floor.

COLORS / FINISHES

Wood Stain Finish Colors:

19 standard wood stain colors.

Frame Finish Colors:

30 standard powder coat colors.

Optional polished chrome available with upcharge.

OPTIONS

- CODE: FR - CA133 Fire Retardant.
- CODE: MB - Moisture Barrier.
- CODE: TT - Two Tone Stain Colors (for solid, no hole back design only).
- CODE: LPS - Laminate Ply Seat.
- CODE: CH - Counter Height, Specialty Height.
- CODE: RD - Round Hole Cutout Back Design.
TR - Trapezoid Hole Cutout Back Design.
RECT - Rectilinear Hole Cutout Back Design.
ENG - Laser Engraved Back Design.
- CODE: USW - Natural US Walnut Veneer.
TIR - Tiramisu Hi-Def Veneer.
BIS - Biscotti Hi-Def Veneer.
COF - Coffee Bean Hi-Def Veneer.
- CODE: PC - Polished Chrome Frame Finish.



SOLID BACK



ROUND CUTOUTS



TRAPEZOID CUTOUTS



RECTILINEAR CUTOUTS

DIMENSIONS	Demi Back Stool	Tall Back Stool
Seat Width:	17.5"	17.5"
Seat Depth:	15"	15"
Seat Height:	30"	30"
Back Height:	38"	43.5"
Overall Width:	22"	22"
Overall Depth:	24"	24"
Qty./Wt. per carton:	2 ea./24 lbs.	2 ea./30 lbs.



BAR STOOL WITH OPTIONAL POLISHED CHROME FRAME

MODEL / DESCRIPTION / LIST PRICING



937 Tall Back Bar Stool

Chair												
\$614												

937/SI Tall Back Bar Stool - Upholstered Seat Insert

COM Yardage: 0.75 Yard

COM	GR1	GR2	GR3	GR4	GR5	GR6	GR7	GR8	GR9	GR10	LEA
\$689	\$737	\$767	\$797	\$829	\$862	\$897	\$933	\$970	\$1009	\$1049	\$1240



935 Demi Back Bar Stool

Chair												
\$672												

935/SI Demi Back Bar Stool - Upholstered Seat Insert

COM Yardage: 0.75 Yard

COM	GR1	GR2	GR3	GR4	GR5	GR6	GR7	GR8	GR9	GR10	LEA
\$747	\$799	\$831	\$865	\$899	\$935	\$972	\$1011	\$1052	\$1094	\$1138	\$1345

935/U Demi Back Bar Stool - Fully Upholstered

COM Yardage: 1.25 Yard

COM	GR1	GR2	GR3	GR4	GR5	GR6	GR7	GR8	GR9	GR10	LEA
\$782	\$837	\$870	\$905	\$941	\$979	\$1018	\$1059	\$1101	\$1145	\$1191	\$1408

OPTIONS

Add upcharge to list price and code to model number

FR	CA133 Fire Retardant per yard.	\$90/yd.
MB	Moisture Barrier - Per Seat	\$68
TT	Two Tone Wood Stain Colors	\$42
CH	Counter Height, Specialty Height	\$28
RD	Round Hole Cutout Back Design	\$48
TR	Trapezoid Hole Cutout Back Design	\$48
RECT	Rectilinear Hole Cutout Back Design	\$48

ENG	Laser Engraving Back Design	\$42 + Setup Fee
USW	Natural US Walnut Veneer	\$110
TIR	Tiramisu Hi=Def Veneer	\$220
BIS	Biscotti Hi-Def Veneer	\$220
COF	Coffee Bean Hi-Def Veneer	\$220
PC	Polished Chrome Finish - Bar Stool	\$58
LPS	Laminate Ply Seat	CALL

NEW



4 LEG CHAIR / ARMS /CASTERS

REWIND SERIES

The Rewind chair features a two piece polypropylene shell with a slotted back and a clean out feature. The slotted back design offers style and ventilation. Frames are available in standard polished chrome or optional powder coat color finishes.



BAR STOOLS

ORDERING INFORMATION

To Order Please Specify:

- | | |
|-----------------|-------------------------------|
| 1) Series Name | 4) Optional Powder Coat Color |
| 2) Model Number | 5) Fabric Grade & Number |
| 3) Quantity | 6) Optional Items |

REWIND GENERAL SPECIFICATIONS

Shell

- Rewind polypropylene chairs feature a contoured, perforated backrest and waterfall design seat.
- Backrest features a slotted pattern with 1.125" x .25" rounded rectangles.
Note: Molded polypropylene material is shatter proof and scratch resistant. Gentle flex back.

Upholstery

- Seat insert is upholstered over 1/2" foam.
- Seat can be upholstered with choice of fabric, vinyl, crypton, leather or approved COM.

Frame - Four Legged

- Chair frames are made of .875" diameter, 16 gauge steel tubing with hand brazed welds. Factory installed adjustable steel glides.

Glides

- Factory installed self leveling steel glides.

Stacking

- 4-leg models stack 10 high on dolly.
- 4-leg with arms 2-3 high.
- Bar stool 2-3 high



#196 Stacking Chair Dolly
Square laminate base insert protects chairs.
Approx. 25" x 25".
Dolly not to be used for bar stools.

COLORS / FINISHES

Frame Finish Colors:

Standard polished chrome frame finish.

Optional 30 powder coat colors available with upcharge.

8 Shell Colors with Matching Color Arms:

- | | |
|------------|-------------|
| • Black | • White |
| • Beige | • Navy Blue |
| • Charcoal | • Red |
| • Yellow | • Green |

OPTIONS

- CODE: FR - CA133 Fire Retardant.
- CODE: MB - Moisture Barrier.
- CODE: SF - Powder Coat Frame Color
- CODE: AGF - Fold out Ganging
- CODE: SPN - Plastic Seat Pan to Protect Upholstery (Recommended for stacking chairs with UPH seats)
- CODE: CH - Counter Height, Specialty Height



UPHOLSTERED SEAT INSERT



OPTIONAL SEAT PAN TO PROTECT UPHOLSTERY



TRAINING ROOM SETTING.
4 LEGGED CHAIRS FEATURING UPHOLSTERED SEAT INSERT WITH LUNA TRAINING TABLES



DINING ROOM SETTING.
REWIND CHAIRS WITH BRANDON CAFE TABLES AND NEWPORT BANQUETTES



CLASSROOM SETTING.
ARM CHAIRS FEATURING UPHOLSTERED SEAT INSERT WITH CUSTOM LUNA TRAINING TABLES



LECTURE HALL SETTING.
ARM CHAIRS IN LECTURE HALL



4 LEGGED CHAIR



ARM CHAIR WITH UPHOLSTERED SEAT



ARM CHAIR WITH COLOR MATCHED 5 STAR SWIVEL BASE



4 LEGGED CHAIR WITH CASTERS

DIMENSIONS	4-Leg	4-Leg Arms
Seat Width:	17.5"	19.75"
Seat Depth:	18.25"	18.25"
Seat Height:	18.25"	18.25"
Arm Height	-	27"
Back Height:	33"	33"
Overall Width:	20"	22.75"
Overall Depth:	22"	22"
Qty./Wt. per carton:	3 ea./48 lbs.	3 ea./48 lbs.



4 LEGGED CHAIR



4 LEGGED CHAIR WITH ARMS

MODEL / DESCRIPTION / LIST PRICING



7600 4-Legged Side Chair

Chair
\$222



7601 4-Legged Side Chair - Upholstered Seat Insert

COM Yardage: 0.75 Yard

COM	GR1	GR2	GR3	GR4	GR5	GR6	GR7	GR8	GR9	GR10	LEA
\$307	\$328	\$342	\$355	\$370	\$384	\$400	\$416	\$432	\$450	\$468	\$553



7604 4-Legged Arm Chair

Chair
\$298




7605 4-Legged Arm Chair - Upholstered Seat Insert

COM Yardage: 0.75 Yard

COM	GR1	GR2	GR3	GR4	GR5	GR6	GR7	GR8	GR9	GR10	LEA
\$382	\$409	\$425	\$442	\$460	\$478	\$497	\$517	\$538	\$559	\$582	\$688

8 PLASTIC SHELL COLORS



OPTIONS

Add upcharge to list price and code to model number

FR	CA133 Fire Retardant per yard.	\$90/yd.
MB	Moisture Barrier - Standard and MID Seats	\$68
SF	Powder Coat Finish - Chair	\$38
SF	Powder Coat - Bar Stool	\$59

#196	Stacking Chair Dolly	\$460
SPN	Plastic Seat Pan to protect upholstery (Black)	\$32
AGF	Metal Ganging Device	\$28

DIMENSIONS	4-Leg w/ Casters	Arm Chair w/ Casters
Seat Width:	17.5"	19.75"
Seat Depth:	18.25"	18.25"
Seat Height:	18.25"	18.25"
Arm Height	-	27"
Back Height:	33"	33"
Overall Width:	20"	22.75"
Overall Depth:	22"	22"
Qty./Wt. per carton:	3 ea./48 lbs.	3 ea./48 lbs.



4 LEGGED WITH CASTERS



4 LEGGED WITH ARMS AND CASTERS

MODEL / DESCRIPTION / LIST PRICING



7608 4-Legged Side Chair with Casters

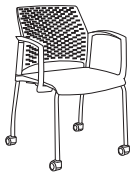
Chair
\$286



7609 4-Legged Side Chair with Casters - Upholstered Seat Insert

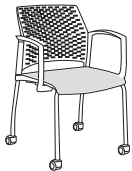
COM Yardage: 0.75 Yard

COM	GR1	GR2	GR3	GR4	GR5	GR6	GR7	GR8	GR9	GR10	LEA
\$372	\$398	\$414	\$431	\$448	\$466	\$484	\$504	\$524	\$545	\$567	\$670



7612 4-Legged Arm Chair and Casters

Chair
\$362



7613 4-Legged Arm Chair with Casters - Upholstered Seat Insert

COM Yardage: 0.75 Yard

COM	GR1	GR2	GR3	GR4	GR5	GR6	GR7	GR8	GR9	GR10	LEA
\$446	\$477	\$496	\$516	\$537	\$558	\$581	\$604	\$628	\$653	\$679	\$803

8 PLASTIC SHELL COLORS



OPTIONS

Add upcharge to list price and code to model number

FR	CA133 Fire Retardant per yard.	\$90/yd.
MB	Moisture Barrier - Standard and MID Seats	\$68
SF	Powder Coat Finish - Chair	\$38
SF	Powder Coat - Bar Stool	\$59

#196	Stacking Chair Dolly	\$460
SPN	Plastic Seat Pan in Black	\$32
AGF	Metal Ganging Device	\$28

DIMENSIONS	Stool	Stool w/ Arms
Seat Width:	17.5"	19.75"
Seat Depth:	18"	18"
Seat Height:	29.5"	29.5"
Arm Height	-	38.25"
Back Height:	44"	44"
Overall Width:	20.25"	22.75"
Overall Depth:	20.25"	20.25"
Qty./Wt. per carton:	2 ea./48 lbs.	2 ea./48 lbs.



BAR STOOL



BAR STOOL WITH ARMS

MODEL / DESCRIPTION / LIST PRICING



7616 Bar Stool

Chair
\$418



7617 Bar Stool - Upholstered Seat Insert

COM Yardage: 0.75 Yard

COM	GR1	GR2	GR3	GR4	GR5	GR6	GR7	GR8	GR9	GR10	LEA
\$504	\$539	\$561	\$583	\$607	\$631	\$656	\$682	\$710	\$738	\$768	\$907



7620 Bar Stool with Arms

Chair
\$494



7621 Bar Stool with Arms / Upholstered Seat Insert

COM Yardage: 0.75 Yard

COM	GR1	GR2	GR3	GR4	GR5	GR6	GR7	GR8	GR9	GR10	LEA
\$579	\$620	\$644	\$670	\$697	\$725	\$754	\$784	\$815	\$848	\$882	\$1042

8 PLASTIC SHELL COLORS



OPTIONS

Add upcharge to list price and code to model number

FR	CA133 Fire Retardant per yard.	\$90/yd.
MB	Moisture Barrier - Standard and MID Seats	\$68
SF	Powder Coat Finish - Chair	\$59

#196	Stacking Chair Dolly	\$460
SPN	Plastic Seat Pan to protect upholstery (Black)	\$32
CH	Counter Height, Specialty Height	\$28



REWIND BAR STOOL AND CORSA BAR HEIGHT TABLE



REWIND BAR STOOL WITH CUSTOM CURVE TIVOLI BANQUETTE FEATURING BAR HEIGHT COUNTER



EASY FOLDOUT GANGING (FACTORY INSTALLED ONLY)



ROUNDED RECTANGLE PERFORATION (1/4" X 1 1/8")



ARM DETAILS (FACTORY INSTALLED ONLY)



PLASTIC SEAT PAN TO PROTECT UPHOLSTERY (FACTORY INSTALLED ONLY)



BEAM SEATING (2,3,4 SEATING AVAILABLE)



CHOICES OF 8 PLASTIC SHELL COLORS

BREATHABLE BACK PERFORATED RECTANGULAR HOLES

EASY CLEAN OUT

COLOR MATCHED POLY ARMS WITH SHELL COLOR

UPHOLSTERED SEAT INSERT

OPTIONAL PLASTIC SEAT PAN

FRAME AVAILABLE IN POLISHED CHROME OR 30 POWDER COAT COLORS

LEGS FLAIRED FOR EXTRA STABILITY

FACTORY INSTALLED ADJUSTABLE STEEL GLIDES

RIO STOOL

The Rio features a 1.25" steel tube frame supporting a highly contoured Beech wood or fully upholstered seat.



UPHOLSTERED BAR STOOL



WOOD SEAT TABOURET

ORDERING INFORMATION

To Order Please Specify:

- | | |
|----------------------------|--------------------------|
| 1) Series Name | 5) Frame Color |
| 2) Model Number | 6) Fabric Grade & Number |
| 3) Quantity | 7) Optional Items |
| 4) Wood Stain Finish Color | |

RIO STOOL GENERAL SPECIFICATIONS

Wood Seat

- 15" diameter highly contoured Beech wood stained in choice of 17 standard transparent wood stain colors.

Upholstery

- Upholstered seat over 2" high resiliency foam.
- Foam is glued to seat and the seat is inserted into frame.
- Seat can be upholstered with choice of fabric, vinyl, crypton, leather or approved COM.

Frame

- 1.25" diameter, 14 gauge round steel tubing.
- Counter and Bar Stools have a welded footrest in matching powder coat color.

Glides

- Factory installed polyvinyl glides.

COLORS / FINISHES

Wood Stain Finish Colors:

19 standard wood stain colors.

Frame Finish Colors:

30 standard powder coat colors.

Optional polished chrome available with upcharge.

OPTIONS

- CODE: FR - CA133 Fire Retardant.
- CODE: MB - Moisture Barrier.
- CODE: PC - Polished Chrome Frame.




WOOD SEAT COUNTER STOOL

DIMENSIONS	Tabouret	Counter Stool	Bar Stool
Seat Diameter:	15"	15"	15"
Seat Height:	18"	24"	30"
Overall Width:	17"	21"	21"
Overall Depth:	17"	21"	21"
Qty./Wt. per carton:	1 ea./29 lbs.	1 ea./33 lbs.	1 ea./37 lbs.



UPHOLSTERED BAR STOOL

MODEL / DESCRIPTION / LIST PRICING



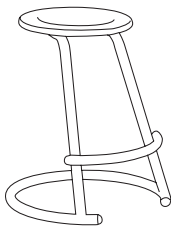
545 Tabouret - Beech wood Seat

Chair
\$515

540 Tabouret - Upholstered Seat

COM Yardage: 0.75 Yard

COM	GR1	GR2	GR3	GR4	GR5	GR6	GR7	GR8	GR9	GR10	LEA
\$544	\$582	\$605	\$629	\$655	\$681	\$708	\$736	\$766	\$796	\$828	\$979



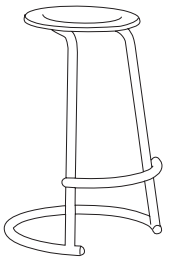
547 Counter Stool - Beech wood Seat

Chair
\$647

542 Counter Stool - Upholstered Seat

COM Yardage: 0.75 Yard

COM	GR1	GR2	GR3	GR4	GR5	GR6	GR7	GR8	GR9	GR10	LEA
\$678	\$726	\$755	\$785	\$816	\$849	\$883	\$918	\$955	\$993	\$1033	\$1221



549 Bar Stool - Beech wood Seat

Chair
\$699

544 Bar Stool - Upholstered Seat

COM Yardage: 0.75 Yard

COM	GR1	GR2	GR3	GR4	GR5	GR6	GR7	GR8	GR9	GR10	LEA
\$734	\$785	\$817	\$849	\$883	\$919	\$955	\$994	\$1033	\$1075	\$1118	\$1321

OPTIONS

Add upcharge to list price and code to model number

FR	CA 133 Fire Retardant - per yd.	\$90/yd.
PC	Polished Chrome - Counter and Bar Stools.	\$125

MB	Moisture Barrier - Per Seat	\$68
----	-----------------------------	------

SAMBA ARM CHAIR

The Samba features a fully upholstered seat over a tubular steel frame with cold injected urethane foam and a fully welded steel frame finished in standard powder coat colors. Pedestal and floor mount base available.



SAMBA
ARM CHAIR



4 PRONG BASE W/
AUTO MEMORY RETURN



POLISHED CHROME
TRUMPET BASE

ORDERING INFORMATION

To Order Please Specify:

- | | |
|-----------------|----------------------------|
| 1) Series Name | 4) Fabric Grade and Number |
| 2) Model Number | 5) Optional Items |
| 3) Quantity | |

SAMBA GENERAL SPECIFICATIONS

Upholstery

- Samba is fully upholstered and available with fabric, crypton, vinyl or approved COM.
- Fabric must be pre-approved, please contact customer service.

Seat Frame

- Tubular steel frame with cold injected urethane molded foam.

Frame Finish Colors

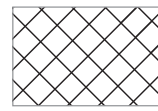
- All models standard in polished chrome (except models 5040 and 5041).
- 30 powder coat colors available with upcharge.
- 4-Leg bar stool also available in 30 standard powder coat colors.

OPTIONS


- CODE: FR - CA133 Fire Retardant.
- CODE: SF - Powder Coat Color Finish
- CODE: CH - Counter Height, Specialty Height.
- CODE: TF1 - Tufting - Single Seat.

TUFTING

Only diamond tufting available for Samba series.



diamond



SAMBA DIAMOND TUFTING DETAIL



FLOOR MOUNT POLISHED
CHROME BASE SWIVEL SEAT



SAMBA BAR STOOL



POLISHED CHROME PEDESTAL
BASE / SWIVEL SEAT

BASE DETAIL/SELECTION



4 PRONG BASE W/ AUTO MEMORY RETURN

Polished Chrome 4 Prong Base with adjustable glides features auto memory return swivel seat.



PEDESTAL BASE

Consists of a 3.5" dia. column and an extra large 22" dia. cover over a heavy cast iron base with a fixed welded foot rest featuring a 360° swivel seat in standard powder coat colors.

4-LEGGED CHAIR / STOOL BASE

Polished Chrome 4 Prong Base with adjustable glides.



FLOOR MOUNT BASE

Consists of a 3.5" dia. column and a 7" dia. cover over a heavy cast iron base with a fixed welded foot rest featuring a 360° degree swivel seat in standard powder coat colors.



TRUMPET BASE

17.25" Diameter base features a polished chrome 360° swivel seat. Seat height is fixed with no tilt.

DIMENSIONS	Arm Chair	Trumpet Swivel Base	4 Prong Swivel Base
Inside Width:	17"	17"	17"
Seat Height:	18"	17"	18"
Arm Height:	25"	24"	37"
Overall Depth:	24"	24"	24"
Overall Width:	24.5"	24.5"	24.5"
Overall Height:	32"	30.5"	32"
Qty./Wt. per carton:	1 ea./32 lbs.	1 ea./50 lbs.	1 ea./50 lbs.



4 PRONG W / AUTO MEMORY
RETURN SEAT

MODEL / DESCRIPTION / LIST PRICING



5037 Arm Chair

COM Yardage: 2 yards

COM	GR1	GR2	GR3	GR4	GR5	GR6	GR7	GR8	GR9	GR10	LEA
\$895	\$958	\$996	\$1036	\$1077	\$1120	\$1165	\$1212	\$1260	\$1311	\$1363	\$1611



5036 Trumpet Base / Swivel Seat

COM Yardage: 2 yards

COM	GR1	GR2	GR3	GR4	GR5	GR6	GR7	GR8	GR9	GR10	LEA
\$975	\$1043	\$1085	\$1128	\$1174	\$1220	\$1269	\$1320	\$1373	\$1428	\$1485	\$1755



5039 4 Prong / Auto Memory Return Seat

COM Yardage: 2 yards

COM	GR1	GR2	GR3	GR4	GR5	GR6	GR7	GR8	GR9	GR10	LEA
\$975	\$1043	\$1085	\$1128	\$1174	\$1220	\$1269	\$1320	\$1373	\$1428	\$1485	\$1755

OPTIONS

Add upcharge to list price and code to model number

FR	CA133 Fire Retardant - per yard	\$90/yd.	TFT1	Tufting - single seat	\$88
CH	Counter Height, Specialty Height	\$28			

DIMENSIONS	4-Legged Bar Stool	Floor Mount Base	Pedestal Base
Inside Width:	17"	17"	17"
Seat Height:	29"	29"	29"
Arm Height:	37"	37"	37"
Overall Depth:	24"	24"	24"
Overall Width:	24.5"	24.5"	24.5"
Overall Height:	41"	41"	41"
Qty./Wt. per carton:	1 ea./38 lbs.	1 ea./55 lbs.	1 ea./55 lbs.



SAMBA
BAR STOOL


MODEL / DESCRIPTION / LIST PRICING



5038 4 Leg Bar Stool / Fixed Seat

COM Yardage: 2 yards

COM	GR1	GR2	GR3	GR4	GR5	GR6	GR7	GR8	GR9	GR10	LEA
\$1012	\$1083	\$1126	\$1171	\$1218	\$1267	\$1317	\$1370	\$1425	\$1482	\$1541	\$1822



5041 Floor Mount Base / Swivel Seat

COM Yardage: 2 yards

COM	GR1	GR2	GR3	GR4	GR5	GR6	GR7	GR8	GR9	GR10	LEA
\$1034	\$1106	\$1151	\$1197	\$1245	\$1294	\$1346	\$1400	\$1456	\$1514	\$1575	\$1861



5040 Extra Large Pedestal Base / Swivel Seat

COM Yardage: 2 yards

COM	GR1	GR2	GR3	GR4	GR5	GR6	GR7	GR8	GR9	GR10	LEA
\$1179	\$1262	\$1312	\$1364	\$1419	\$1476	\$1535	\$1596	\$1660	\$1726	\$1796	\$2122

OPTIONS

Add upcharge to list price and code to model number

FR	CA133 Fire Retardant - per yard	\$90/yd.
SF	Powder Coat Color Finish - Bar Stool 5038	-
PC	Polished Chrome 5040 and 5041 only	\$148

CH	Custom Height Stool	Add \$36
TFT1	Tufting - single seat	\$88

SIENNA BAR STOOLS

The Sienna features a molded plexiglass or a perforated wood back with an upholstered seat on a steel frame with self leveling glides. Wood seat available with wood back stools. Steel frames are available in standard powder coat color finishes or optional polished chrome.



PLEXIGLASS BACK BAR STOOL



WOOD BACK BAR STOOL

ORDERING INFORMATION

To Order Please Specify:

- 1) Series Name
- 2) Model Number
- 3) Quantity
- 4) Wood Stain Finish Color

SIENNA GENERAL SPECIFICATIONS

Shell

- Sienna features a contoured backrest made of .50" thick transparent molded Plexiglass or multiply Beech wood.
- Backrest is finished with a perforated hole pattern. Holes are .50" diameter.
Note: Molded plexiglass material is shatter proof and scratch resistant.

Upholstery

- Sienna upholstered seat is upholstered over 1" foam.
- Seat can be upholstered with choice of fabric, vinyl, crypton, leather or approved COM.

Frame

- .75" diameter, 14 gauge steel tubing with hand brazed welds.

Glides

- Factory installed self leveling steel glides.

Stacking

- Sienna bar stool models will stack 3 high.
- It is not recommended to stack any Sienna wood seat chairs as the bumpers may eventually leave pressure marks on the wood.

COLORS / FINISHES

Molded Plexiglass Backrest Colors:

Lead time 4-6 weeks:

- Icy Green
- Deep Icy Blue
- Icy Orange
- Transparent
- Ultra Clear

Wood Stain Finish Colors:

19 standard wood stain colors.

Frame Finish Colors:

30 standard powder coat colors.

Optional polished chrome available with upcharge.

OPTIONS

- CODE: FR - CA133 Fire Retardant.
- CODE: MB - Moisture Barrier.
- CODE: CH - Counter Height, Specialty Height.
- CODE: PC - Polished Chrome

DIMENSIONS	Counter Stool	Bar Stool
Seat Width:	15.5"	15.5"
Seat Depth:	16.5"	16.5"
Seat Height:	24"	30"
Back Height:	37.5"	43"
Overall Width:	18"	18"
Overall Depth:	18"	18"
Qty./Wt. per carton:	2 ea./32 lbs.	2 ea./34 lbs.



ACRYLIC BACK BAR STOOL

Design Note:

Sienna Series stools have a shorter back compared to the chairs. Cutouts and cutout patterns are similar in dimension with less horizontal rows on the stools.

MODEL / DESCRIPTION / LIST PRICING



464 Plexiglass Back Bar Stool - Upholstered Seat COM Yardage: 0.75 Yard

COM	GR1	GR2	GR3	GR4	GR5	GR6	GR7	GR8	GR9	GR10	LEA
\$723	\$774	\$804	\$836	\$870	\$904	\$941	\$978	\$1017	\$1058	\$1101	\$1301

478 Wood Back Bar Stool - Wood Seat

Chair											
\$672											

484 Wood Back Bar Stool - Upholstered Seat

COM Yardage: 0.75 Yard

COM	GR1	GR2	GR3	GR4	GR5	GR6	GR7	GR8	GR9	GR10	LEA
\$694	\$743	\$773	\$804	\$836	\$870	\$904	\$940	\$978	\$1017	\$1057	\$1250

OPTIONS

Add upcharge to list price and code to model number

FR	CA 133 Fire Retardant - per yd.	\$90/yd.
MB	Moisture Barrier - Per Seat	\$68

CH	Counter Height, Specialty Height	\$28
PC	Polished Chrome - Bar Stool	\$58

STRIKE SERIES

The Strike chair features a once piece polypropylene shell with a perforated back and a clean out feature. The perforated back design offers style and ventilation. Frames are available in standard polished chrome or optional powder coat color finishes.



SLED BASE WITH UPHOLSTERED SEAT INSERT



BAR STOOLS

ORDERING INFORMATION

To Order Please Specify:

- | | |
|-----------------|-------------------------------|
| 1) Series Name | 4) Optional Powder Coat Color |
| 2) Model Number | 5) Fabric Grade & Number |
| 3) Quantity | 6) Optional Items |

STRIKE GENERAL SPECIFICATIONS

Shell

- Strike chairs have a contoured shell made of .50" thick molded polypropylene featuring a waterfall design and gentle flex back.
- Backrest is designed with a perforated hole pattern, holes are .187" square with a stylish taper and diminish toward the outer edges.

Note: Molded polypropylene material is shatter proof and scratch resistant.

Upholstery

- Seat insert is upholstered over 1" foam.
- Seat can be upholstered with choice of fabric, vinyl, crypton, leather or approved COM.

Frame - Four Leg

- .625" diameter, 16 gauge steel tubing with hand brazed welds.

Frame - V

- .75" diameter, 16 gauge steel tubing with hand brazed welds.

Frame - Sled Base

- .4375" round solid steel. Factory installed black plastic glides.

Stacking

- 4-leg models stack 10 high, sled base stacks 4 high.

Glides

- Factory installed glides - adjustable steel (4-leg, V) or black plastic (sled base).

COLORS / FINISHES

Frame Finish Colors:

Standard polished chrome finish.

Optional powder coat colors available with upcharge.

Polypropylene Shell Colors:

- | | |
|-------------|-----------------|
| • Dark Gray | • Ribbon Red |
| • Fawn | • White |
| • Black | • Midnight Blue |
| • Tangerine | • Ivy Green |

OPTIONS

- CODE: FR - CA133 Fire Retardant.
- CODE: MB - Moisture Barrier.
- CODE: SF - Powder Coat finish frame



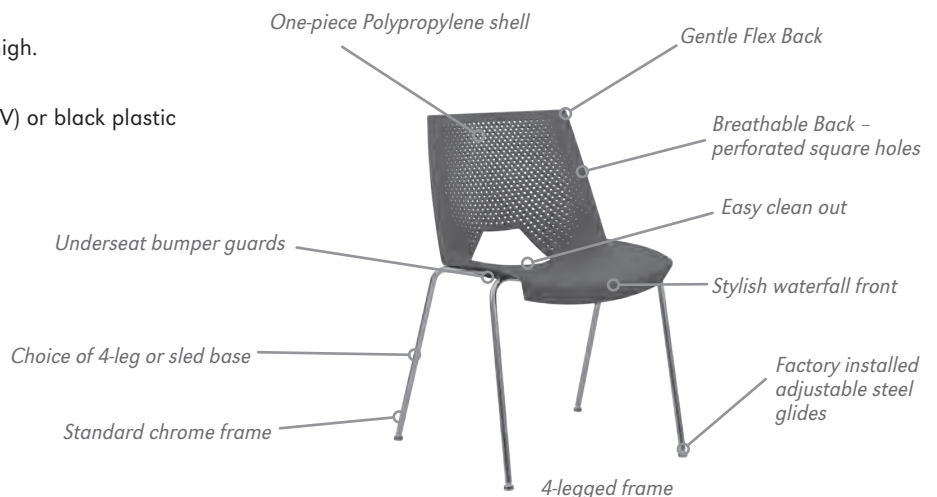
UPHOLSTERED SEAT INSERT



POWDER COAT FRAME COLOR



#196 Stacking Chair Dolly
Square laminate base insert protects chairs.
Approx. 25" x 25".



TYPICAL FEATURES ON ALL 4 FRAMES

DIMENSIONS	4-Legged	V-Frame	Sled Chair
Seat Width:	18"	18"	18"
Seat Depth:	16.75"	16.75"	16.75"
Seat Height:	17.5"	29"	17.5"
Back Height:	32"	43"	32"
Overall Width:	21.5"	21.5"	21.5"
Overall Depth:	20"	20"	20"
Qty./Wt. per carton:	3 ea./25 lbs.	1 ea./25 lbs.	3 ea./25 lbs.



SLED BASE



V-FRAME



4-LEGGED

MODEL / DESCRIPTION / LIST PRICING



5070 4-Legged Side Chair

Chair
\$212

5072 4-Legged Side Chair - w/ Upholstered Seat Insert

COM Yardage: 0.75 Yard

COM	GR1	GR2	GR3	GR4	GR5	GR6	GR7	GR8	GR9	GR10	LEA
\$295	\$315	\$328	\$341	\$355	\$369	\$383	\$399	\$415	\$431	\$449	\$530



5071 V-Frame Chair - (welded ganging device included)

Chair
\$194

5073 V-Frame Chair - w/ Upholstered Seat Insert - (welded ganging device included)

COM Yardage: 0.75 Yard

COM	GR1	GR2	GR3	GR4	GR5	GR6	GR7	GR8	GR9	GR10	LEA
\$276	\$295	\$307	\$319	\$332	\$346	\$359	\$374	\$389	\$404	\$420	\$497



5074 Sled Base Chair

Chair
\$226

5076 Sled Base Chair - w/ Upholstered Seat Insert

COM Yardage: 0.75 Yard

COM	GR1	GR2	GR3	GR4	GR5	GR6	GR7	GR8	GR9	GR10	LEA
\$308	\$330	\$343	\$356	\$371	\$386	\$401	\$417	\$434	\$451	\$469	\$554

Note: Strike chair is a wall saver

PLASTIC SHELL COLORS



OPTIONS

Add upcharge to list price and code to model number

FR	CA133 Fire Retardant per yard.	\$90/yd.
MB	Moisture Barrier - Standard and MID Seats	\$68
SF	Powder Coat Finish - Chair	\$38

SF	Powder Coat - Bar Stool	\$58
#196	Stacking Chair Dolly	\$460

STRIKE STOOL SERIES
POLYPROPYLENE SHELL STOOLS

DIMENSIONS	Sled Base Stool	4-Legged Stool
Seat Width:	18"	18"
Seat Depth:	16.75"	16.75"
Seat Height:	30"	30"
Back Height:	43"	43"
Overall Width:	21.5"	21.5"
Overall Depth:	22"	22"
Qty./Wt. per carton:	1 ea./25 lbs.	1 ea./22 lbs.



4-LEGGED BAR STOOL



SLED BASE BAR STOOL

MODEL / DESCRIPTION / LIST PRICING

Strike offers two types of bar stools sled base and 4-legged




5078 Sled Base Stool

Chair
\$402

5080 Sled Base Stool - w/ Upholstered Seat Insert

COM Yardage: 0.75 Yard

COM	GR1	GR2	GR3	GR4	GR5	GR6	GR7	GR8	GR9	GR10	LEA
\$484	\$518	\$539	\$560	\$583	\$606	\$630	\$655	\$682	\$709	\$737	\$871



5077 4-Legged Stool

Chair
\$432


5079 4-Legged Stool - w/ Upholstered Seat Insert

COM Yardage: 0.75 Yard

COM	GR1	GR2	GR3	GR4	GR5	GR6	GR7	GR8	GR9	GR10	LEA
\$516	\$552	\$574	\$597	\$621	\$646	\$672	\$699	\$727	\$756	\$786	\$929

Note: Strike stool is a wall saver

PLASTIC SHELL COLORS



OPTIONS

Add upcharge to list price and code to model number

FR	CA133 Fire Retardant per yard.	\$90/yd.
MB	Moisture Barrier - Standard and MID Seats	\$68
SF	Powder Coat Finish - Chair	\$38

SF	Powder Coat - Bar Stool	\$58
#196	Stacking Chair Dolly	\$460
CH	Counter Height, Specialty Height	\$28




V-Frame Strike chairs set for use in an auditorium



2 V-Frame Strike chair ganged together

Strike chair welded ganging device is standard on V-Frame

Note: V-Frames are equipped w/ welded ganging device



SQUARE PERFORATION DETAIL

POLYPROPYLENE ONE PIECE SHELL

Polypropylene Shell Colors Available




All Strike models are stackable




BAR STOOL STACKED

(Approx. 4 height)



V-FRAME STACKED

(Approx. 10 height)



4-LEGGED STACKED

(Approx. 10 height)



SLED BASE STACKED

(Approx. 4 height)



4 legged stool with Crossfire bar height table



sled based stool with Flatcut bar height table



4 legged chair with Corsa cafe table



sled based chair with Corsa square table

TANGO STOOL

The Tango stool features an upholstered seat over 4" high resiliency foam. Choose from two height bases or a fixed seat bar height with welded foot ring. Optional swivel is available.



STOOL WITH OPTIONAL SWIVEL AND OPTIONAL POLISHED CHROME



BAR HEIGHT FIXED STOOL WITH WELDED FOOT RING

ORDERING INFORMATION

To Order Please Specify:

- | | |
|-----------------|--------------------------|
| 1) Series Name | 4) Powder Coat color |
| 2) Model Number | 5) Fabric Grade & Number |
| 3) Quantity | 6) Optional Items |

TANGO GENERAL SPECIFICATIONS

Base

- Trumpet style pedestal base in standard and counter height stools.
- Fixed seat bar stool on trumpet style base including a fully welded foot ring.
- Optional swivel base is available.

Upholstery

- Upholstered seat over 4" high resiliency foam.
- Foam is glued to a multi-ply shell and seat is attached to frame.
- Seat can be upholstered with choice of fabric, vinyl, crypton, leather or approved COM.

COLORS / FINISHES

Base Finish Colors:

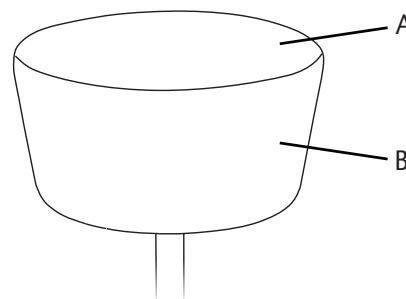
30 standard powder coat colors.
Optional polished chrome available with upcharge.

OPTIONS

- CODE: FR - CA133 Fire Retardant.
- CODE: MB - Moisture Barrier.
- CODE: 2FO - Two Fabric Option.
- CODE: PC - Polished Chrome
- CODE: SW - Swivel Base



JURY BASE FLOOR MOUNT WITH FOOT RING DETAIL



For Two Fabric Option, please specify:
A - Fabric option for top of seat
B - Fabric option for sides of seat

DIMENSIONS	Stool	Counter Stool	Fixed Bar Stool
Seat Diameter:	17"	17"	17"
Seat Height:	18"	24"	30"
Overall Width:	17"	17"	17"
Overall Depth:	17"	17"	17"
Qty./Wt. per carton:	1 ea./29 lbs.	1 ea./40 lbs.	1 ea./51 lbs.



COUNTER HEIGHT STOOL WITH
OPTIONAL POLISHED CHROME
BASE

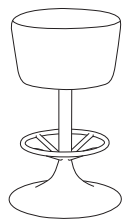
MODEL / DESCRIPTION / LIST PRICING



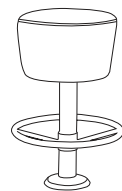
5222	Fixed Stool											COM Yardage: 1 Yard
COM	GR1	GR2	GR3	GR4	GR5	GR6	GR7	GR8	GR9	GR10	LEA	
\$728	\$779	\$810	\$843	\$876	\$912	\$948	\$986	\$1025	\$1066	\$1109	\$1311	



5224	Fixed Counter Stool											COM Yardage: 1 Yard
COM	GR1	GR2	GR3	GR4	GR5	GR6	GR7	GR8	GR9	GR10	LEA	
\$801	\$857	\$892	\$927	\$964	\$1003	\$1043	\$1085	\$1128	\$1173	\$1220	\$1442	



5223	Fixed Bar Stool with welded Foot Ring											COM Yardage: 1 Yard
COM	GR1	GR2	GR3	GR4	GR5	GR6	GR7	GR8	GR9	GR10	LEA	
\$924	\$989	\$1028	\$1069	\$1112	\$1157	\$1203	\$1251	\$1301	\$1353	\$1407	\$1663	



5223F	Fixed Floor Mount Bar Stool with welded Foot Ring											COM Yardage: 1 Yard
COM	GR1	GR2	GR3	GR4	GR5	GR6	GR7	GR8	GR9	GR10	LEA	
\$834	\$893	\$928	\$966	\$1004	\$1044	\$1086	\$1130	\$1175	\$1222	\$1271	\$1502	

OPTIONS

Add upcharge to list price and code to model number

FR	CA 133 Fire Retardant - per yd.	\$90/yd.
MB	Moisture Barrier - Per Seat	\$68
2FO	Two Fabric Option	-
PC	Polished Chrome - Stool	\$180

PC	Polished Chrome - Counter Stool	\$220
PC	Polished Chrome - Fixed-Bar Stool with Foot Ring	\$275
SS	Swivel Seat	\$45

TERIANA UPHOLSTERED BACK

The Teriana Series upholstered back multipurpose chairs have a fully upholstered seat and backrest. Backrests are available in round or square back. Frame available with arms or armless. Heavy duty, capable of standing up in the toughest environments.

Teriana chairs stack in all 3 widths
19.5", 22" or 26"



ORDERING INFORMATION

To Order Please Specify:

- | | |
|-----------------|----------------------------------|
| 1) Series Name | 5) Fabric Grade & Number |
| 2) Model Number | 6) Arm Cap type and finish/color |
| 3) Quantity | 7) Optional Items |
| 4) Frame Color | |



UPHOLSTERED ROUND BACK
YOUR CHOICE OF FABRICS



UPHOLSTERED SQUARE BACK
YOUR CHOICE OF FABRICS

TERIANA GENERAL SPECIFICATIONS

Upholstery

- Seat and Back are fully upholstered over multiply wood shells.
- Chair can be upholstered with fabric, crypton, vinyl, leather or approved COM.

Frame

- .875" diameter, 14 gauge steel tubing. (Bariatric frame is 1" diameter.)
- All frames are sand blasted and then powder coated for maximum paint adhesion.

Arm Caps

- Polyurethane or wood arm caps.

Glides

- Factory installed self leveling steel glides.

Stacking

- Models 140 & 141, 141BAR, 147, 148BAR & 148 will stack 3-4 chairs high on the floor.
- Chair Dolly #196 allows models 140 & 147 to stack 6-8 high.
- Models 141, 141BAR, 148 & 148BAR to stack 6 high on a dolly.

Load Test

- Teriana passes the load test of 350 lbs. for standard width, 500 lbs. for mid-width, and 750 lbs. for bariatric width.

COLORS / FINISHES

Frame Finish Colors:

- 30 standard powder coat colors.
- Optional polished chrome available with upcharge.

Arm Cap Colors:

- Polyurethane - Black / Charcoal
- Wood - 19 standard wood stain colors.

OPTIONS

- CODE: FR - CA133 Fire Retardant.
- CODE: MB - Moisture Barrier.
- CODE: MB2 - Moisture Barrier - Bariatric Seat.
- CODE: PAC - Polyurethane Arm Caps, available in black or grey.
- CODE: WAC - Wood Arm Caps, available in transparent wood stains.
- CODE: CAS - Casters, set of 4.
- CODE: CH - Counter Height, Specialty Height.
- CODE: GD - Male/Female Metal Ganging.
- CODE: WS - Wall Saver Design, angled rear legs helps protect walls.
- CODE: PC - Polished Chrome finish.
- CODE: 196 - Stacking dolly for stacking 6-8 chairs.



WALLSAVER DESIGN - WS



STACKING DOLLY - #196
Stacks up to 6-8 Chairs



WOOD ARM CAP / 16 FINISHES - WAPOLYURETHANE ARM CAP - PAC



METAL GANGING - GD

CASTERS - CAS



ROUNDBACK CHAIR
WITH WOOD ARM CAPS

DIMENSIONS	4-Leg Chair	MID-WIDTH Chair	4-Leg Chair w/arms	MID-WIDTH Chair w/arms	Bariatric Chair	Bar Stools
Inside Width:	19.5"	22"	19.5"	22"	26"	19.5"
Seat Depth:	19"	19"	19"	19"	23"	19"
Seat Height:	18"	18"	18"	18"	19.5"	30"
Arm Height:	-	-	25"	25"	25"	37"
Overall Depth:	23"	23"	23"	23"	28"	23"
Overall Width:	19.5"	22"	22"	24"	30"	22"
Overall Height:	32"	32"	32"	32"	34"	44"
Qty./Wt. per carton:	3 ea./45 lbs.	3 ea./50 lbs.	3 ea./55 lbs.	3 ea./60 lbs.	1 ea./35 lbs.	1 ea./20 lbs.

MODEL / DESCRIPTION / LIST PRICING



140 Round Back Fully Upholstered Chair COM Yardage: 1.0 Yard

COM	GR1	GR2	GR3	GR4	GR5	GR6	GR7	GR8	GR9	GR10	LEA
\$383	\$410	\$426	\$443	\$461	\$479	\$499	\$519	\$539	\$561	\$583	\$689

140MID MID-WIDTH Round Back Fully Upholstered Chair COM Yardage: 1.0 Yard

COM	GR1	GR2	GR3	GR4	GR5	GR6	GR7	GR8	GR9	GR10	LEA
\$507	\$542	\$564	\$587	\$610	\$635	\$660	\$686	\$714	\$742	\$772	\$913



141 Round Back Fully Upholstered Chair w/ Arms COM Yardage: 1.0 Yard

COM	GR1	GR2	GR3	GR4	GR5	GR6	GR7	GR8	GR9	GR10	LEA
\$461	\$493	\$513	\$534	\$555	\$577	\$600	\$624	\$649	\$675	\$702	\$830

141MID MID-WIDTH Round Back Fully Upholstered Chair w/ Arms COM Yardage: 1.0 Yard

COM	GR1	GR2	GR3	GR4	GR5	GR6	GR7	GR8	GR9	GR10	LEA
\$582	\$623	\$648	\$674	\$700	\$729	\$758	\$788	\$819	\$852	\$886	\$1048



141BAR Round Back Fully Upholstered Bariatric Chair w/ Arms COM Yardage: 1.75 Yards

COM	GR1	GR2	GR3	GR4	GR5	GR6	GR7	GR8	GR9	GR10	LEA
\$865	\$926	\$963	\$1001	\$1041	\$1083	\$1126	\$1171	\$1218	\$1267	\$1317	\$1557



166 Round Back Fully Upholstered Bar Stool COM Yardage: 1.0 Yard

COM	GR1	GR2	GR3	GR4	GR5	GR6	GR7	GR8	GR9	GR10	LEA
\$574	\$614	\$639	\$664	\$691	\$719	\$747	\$777	\$808	\$841	\$874	\$1033



163 Round Back Fully Upholstered Bar Stool w/ Arms COM Yardage: 1.0 Yard

COM	GR1	GR2	GR3	GR4	GR5	GR6	GR7	GR8	GR9	GR10	LEA
\$652	\$698	\$726	\$755	\$785	\$816	\$849	\$883	\$918	\$955	\$993	\$1174

OPTIONS

Add upcharge to list price and code to model number

WAC	Wood Arm Caps, Pair	\$176
PAC	Polyurethane Arm Caps, Pair	\$88
CAS	Casters, Set of 4	\$88
CH	Counter Height, Specialty Height	\$28
GD	Metal Ganging	\$28
PC	Polished Chrome finish - Standard and MID	\$38
PC	Polished Chrome finish - Bariatric	\$145

PC	Polished Chrome finish - Bar Stools - no arms	\$58
PC	Polished Chrome finish - Bar Stools - with arms	\$88
MB	Moisture Barrier - Standard and MID Seats	\$68
MB2	Moisture Barrier - Bariatric Seat	\$89
FR	CA133 Fire Retardant per yard.	\$90/yd.
WS	Wall Saver Design	\$38
#196	Stacking Chair Dolly - specify regular or bariatric	\$460

DIMENSIONS	4-Leg Chair	MID-WIDTH Chair	4-Leg Chair w/arms	MID-WIDTH Chair w/arms	Bariatric Chair	Bar Stools
Inside Width:	19.5"	22"	19.5"	22"	26"	19.5"
Seat Depth:	19"	19"	19"	19"	23"	19"
Seat Height:	18"	18"	18"	18"	19.5"	30"
Arm Height:	-	-	25"	25"	25"	37"
Overall Depth:	23"	23"	23"	23"	28"	23"
Overall Width:	19.5"	22"	22"	24"	30"	22"
Overall Height:	32"	32"	32"	32"	34"	44"
Qty./Wt. per carton:	3 ea./45 lbs.	3 ea./50 lbs.	3 ea./55 lbs.	3 ea./60 lbs.	1 ea./35 lbs.	1 ea./20 lbs.



MODEL / DESCRIPTION / LIST PRICING



147	Square Back Fully Upholstered Chair	COM Yardage: 1.0 Yard									
COM	GR1	GR2	GR3	GR4	GR5	GR6	GR7	GR8	GR9	GR10	LEA
\$398	\$426	\$443	\$461	\$479	\$498	\$518	\$539	\$560	\$583	\$606	\$716

147MID	MID-WIDTH Square Back Fully Upholstered Chair	COM Yardage: 1.0 Yard									
COM	GR1	GR2	GR3	GR4	GR5	GR6	GR7	GR8	GR9	GR10	LEA
\$523	\$560	\$582	\$605	\$629	\$655	\$681	\$708	\$736	\$766	\$796	\$941



148	Square Back Fully Upholstered Chair w/ Arms	COM Yardage: 1.0 Yard									
COM	GR1	GR2	GR3	GR4	GR5	GR6	GR7	GR8	GR9	GR10	LEA
\$478	\$511	\$532	\$553	\$575	\$598	\$622	\$647	\$673	\$700	\$728	\$860

148MID	MID-WIDTH Square Back Fully Upholstered Chair w/ Arms	COM Yardage: 1.0 Yard									
COM	GR1	GR2	GR3	GR4	GR5	GR6	GR7	GR8	GR9	GR10	LEA
\$599	\$641	\$667	\$693	\$721	\$750	\$780	\$811	\$843	\$877	\$912	\$1078



148BAR	Square Back Fully Upholstered Bariatric Chair w/ Arms	COM Yardage: 1.75 Yard									
COM	GR1	GR2	GR3	GR4	GR5	GR6	GR7	GR8	GR9	GR10	LEA
\$865	\$926	\$963	\$1001	\$1041	\$1083	\$1126	\$1171	\$1218	\$1267	\$1317	\$1557



167	Square Back Fully Upholstered Bar Stool	COM Yardage: 1.0 Yard									
COM	GR1	GR2	GR3	GR4	GR5	GR6	GR7	GR8	GR9	GR10	LEA
\$594	\$636	\$661	\$687	\$715	\$744	\$773	\$804	\$836	\$870	\$905	\$1069



164	Square Back Fully Upholstered Bar Stool w/ Arms	COM Yardage: 1.0 Yard									
COM	GR1	GR2	GR3	GR4	GR5	GR6	GR7	GR8	GR9	GR10	LEA
\$668	\$715	\$743	\$773	\$804	\$836	\$870	\$904	\$941	\$978	\$1017	\$1202

OPTIONS

Add upcharge to list price and code to model number

WAC	Wood Arm Caps, Pair	\$176
PAC	Polyurethane Arm Caps, Pair	\$88
CAS	Casters, Set of 4	\$88
CH	Counter Height, Specialty Height	\$28
GD	Metal Ganging	\$28
PC	Polished Chrome finish - Standard and MID	\$38
PC	Polished Chrome finish - Bariatric	\$145

PC	Polished Chrome finish - Bar Stools - no arms	\$58
PC	Polished Chrome finish - Bar Stools - with arms	\$88
MB	Moisture Barrier - Standard and MID Seats	\$68
MB2	Moisture Barrier - Bariatric Seat	\$89
FR	CA133 Fire Retardant per yard.	\$90/yd.
WS	Wall Saver Design	\$38
#196	Stacking Chair Dolly - specify regular or bariatric	\$460

TERIANA WOOD BACK

The Teriana Series wood back multipurpose chairs have a fully upholstered seat and Maple wood backrest. Backrests are available in round or square back. Frame available with arms or armless. Heavy duty, capable of standing up in the toughest environments.



WOOD ROUND BACK



WOOD SQUARE BACK

ORDERING INFORMATION

To Order Please Specify:

- 1) Series Name 6) Wood shell back design
- 2) Model Number 7) Backrest finish/color
- 3) Quantity 8) Arm Cap type and finish/color
- 4) Frame Color 9) Optional Items
- 5) Fabric Grade and Number

TERIANA WOOD GENERAL SPECIFICATIONS

Upholstery

- Seat is fully upholstered over multi-ply wood shell.
- Chair can be upholstered with fabric, crypton, vinyl, leather or approved COM.
- Wood backrest is available in 17 transparent wood stain colors.

Frame

- Frame is .875" diameter, 14 gauge steel tubing.
- Bariatric frame is 1" diameter.
- All frames are sand blasted and then powder coated for maximum paint adhesion.

Arm Caps

- Polyurethane or wood arm caps.

Glides

- Factory installed self leveling steel glides.

Stacking

- Models 142, 143, 143BAR, 160, 161 & 161BAR will stack 3-4 chairs on the floor.
- Chair Dolly #196 allows models 142 & 160 to stack 6-8 high.
- Models 143 & 161 to stack 6 high on dolly.

Load Test

- Teriana passes the load test of 350 lbs. for standard width, 500 lbs. for mid-width, and 750 lbs. for bariatric width.

COLORS / FINISHES

Frame Finish Colors:

- 30 standard powder coat colors.
- Optional polished chrome available with upcharge.

Wood Stain Finish Colors:

- 19 standard wood stain colors.
- Contrasting stain colors available.

Arm Cap Colors:


- Polyurethane - Black
- Wood - 17 standard wood stain colors

OPTIONS

- CODE: FR - CA133 Fire Retardant.
- CODE: MB - Moisture Barrier .
- CODE: MB2 - Moisture Barrier - Bariatric Seat.
- CODE: PAC - Polyurethane Arm Caps, available in black or Charcoal.
- CODE: WAC - Wood Arm Caps, available in transparent wood stain colors.
- CODE: HG, SQ, PH - Backrest Cutout Design.
- CODE: CAS - Casters, set of 4.
- CODE: CH - Counter Height, Specialty Height.
- CODE: GD - Male/Female Metal Ganging.
- CODE: WS - Wall Saver Design, angled rear legs helps protect walls.
- CODE: PC - Polished Chrome finish.
- CODE: 196 - Stacking dolly for stacking up to 6 chairs.



HAND GRIP ROUND - HG



PERFORATED HOLE ROUND - PH



CUTOUTS SQUARE - SQ



HAND GRIP SQUARE - HG



PERFORATED HOLE SQUARE - PH



DIMENSIONS	4-Leg Chair	MID-WIDTH Chair	4-Leg Chair w/arms	MID-WIDTH Chair w/arms	Bariatric Chair	Bar Stools
Inside Width:	19.5"	22"	19.5"	22"	26"	19.5"
Seat Depth:	19"	19"	19"	19"	23"	19"
Seat Height:	18"	18"	18"	18"	19.5"	30"
Arm Height:	-	-	25"	25"	25"	37"
Overall Depth:	23"	23"	23"	23"	28"	23"
Overall Width:	19.5"	22"	22"	24"	30"	22"
Overall Height:	32"	32"	32"	32"	34"	44"
Qty./Wt. per carton:	3 ea./45 lbs.	3 ea./50 lbs.	3 ea./55 lbs.	3 ea./60 lbs.	1 ea./35 lbs.	1 ea./20 lbs.



ROUND WOOD BACK CHAIR
WITH ARMS AND WOOD ARM CAPS

MODEL / DESCRIPTION / LIST PRICING



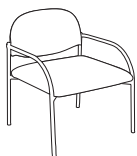
160	Round Wood Back Chair											COM Yardage: 1 Yard
COM	GR1	GR2	GR3	GR4	GR5	GR6	GR7	GR8	GR9	GR10	LEA	
\$406	\$434	\$452	\$470	\$489	\$508	\$529	\$550	\$572	\$595	\$618	\$731	

160MID	MID-WIDTH Round Wood Back Chair											COM Yardage: 1 Yard
COM	GR1	GR2	GR3	GR4	GR5	GR6	GR7	GR8	GR9	GR10	LEA	
\$553	\$592	\$615	\$640	\$666	\$692	\$720	\$749	\$779	\$810	\$842	\$995	



161	Round Wood Back Chair w/ Arms											COM Yardage: 1 Yard
COM	GR1	GR2	GR3	GR4	GR5	GR6	GR7	GR8	GR9	GR10	LEA	
\$487	\$521	\$542	\$564	\$586	\$610	\$634	\$659	\$686	\$713	\$742	\$877	

161MID	MID-WIDTH Round Wood Back Chair w/ Arms											COM Yardage: 1 Yard
COM	GR1	GR2	GR3	GR4	GR5	GR6	GR7	GR8	GR9	GR10	LEA	
\$623	\$667	\$693	\$721	\$750	\$780	\$811	\$843	\$877	\$912	\$949	\$1121	



161BAR	Round Wood Back Bariatric Chair w/ Arms											COM Yardage: 1.75 Yards
COM	GR1	GR2	GR3	GR4	GR5	GR6	GR7	GR8	GR9	GR10	LEA	
\$865	\$926	\$963	\$1001	\$1041	\$1083	\$1126	\$1171	\$1218	\$1267	\$1317	\$1557	



168	Round Wood Back Bar Stool											COM Yardage: 1 Yard
COM	GR1	GR2	GR3	GR4	GR5	GR6	GR7	GR8	GR9	GR10	LEA	
\$565	\$605	\$629	\$654	\$680	\$707	\$736	\$765	\$796	\$827	\$860	\$1017	



162	Round Wood Back Bar Stool w/ Arms											COM Yardage: 1 Yard
COM	GR1	GR2	GR3	GR4	GR5	GR6	GR7	GR8	GR9	GR10	LEA	
\$646	\$691	\$719	\$748	\$778	\$809	\$841	\$875	\$910	\$946	\$984	\$1163	

OPTIONS

Add upcharge to list price and code to model number

WAC	Wood Arm Caps, Pair	\$176
PAC	Polyurethane Arm Caps, Pair	\$88
HG	Backrest Hand Grip Cutout design	\$48
SQ	Backrest Square Hole Cutout design	\$48
PH	Backrest Perforated Hole design	\$48
CAS	Casters, Set of 4	\$88
CH	Counter Height, Specialty Height	\$28
GD	Metal Ganging	\$28
PC	Polished Chrome finish - Standard and MID	\$38

PC	Polished Chrome finish - Bariatric	\$145
PC	Polished Chrome finish - Bar Stools - no arms	\$58
PC	Polished Chrome finish - Bar Stools - with arms	\$88
MB	Moisture Barrier - Standard and MID Seats	\$68
MB2	Moisture Barrier - Bariatric Seat	\$89
FR	CA133 Fire Retardant per yard.	\$90/yd.
WS	Wall Saver Design	\$38
#196	Stacking Chair Dolly - specify regular or bariatric	\$460



SQUARE WOOD BACK CHAIR
WITH ARMS AND WOOD ARM CAPS

DIMENSIONS	4-Leg Chair	MID-WIDTH Chair	4-Leg Chair w/arms	MID-WIDTH Chair w/arms	Bariatric Chair	Bar Stools
Inside Width:	19.5"	22"	19.5"	22"	26"	19.5"
Seat Depth:	19"	19"	19"	19"	23"	19"
Seat Height:	18"	18"	18"	18"	19.5"	24, 30"
Arm Height:	-	-	25"	25"	25"	31, 37"
Overall Depth:	23"	23"	23"	23"	28"	23"
Overall Width:	19.5"	22"	22"	24"	30"	22"
Overall Height:	32"	32"	32"	32"	34"	38, 44"
Qty./Wt. per carton:	3 ea./45 lbs.	3 ea./50 lbs.	3 ea./55 lbs.	3 ea./60 lbs.	1 ea./35 lbs.	1 ea./20 lbs.

MODEL / DESCRIPTION / LIST PRICING



142 Square Wood Back Chair COM Yardage: 1 Yard

COM	GR1	GR2	GR3	GR4	GR5	GR6	GR7	GR8	GR9	GR10	LEA
\$424	\$454	\$472	\$491	\$510	\$531	\$552	\$574	\$597	\$621	\$646	\$763

142MID MID-WIDTH Square Wood Back Chair COM Yardage: 1 Yard

COM	GR1	GR2	GR3	GR4	GR5	GR6	GR7	GR8	GR9	GR10	LEA
\$569	\$609	\$633	\$659	\$685	\$712	\$741	\$770	\$801	\$833	\$867	\$1024



143 Square Wood Back Chair w/ Arms COM Yardage: 1 Yard

COM	GR1	GR2	GR3	GR4	GR5	GR6	GR7	GR8	GR9	GR10	LEA
\$512	\$548	\$570	\$593	\$616	\$641	\$667	\$693	\$721	\$750	\$780	\$922

143MID MID-WIDTH Square Wood Back Chair w/ Arms COM Yardage: 1 Yard

COM	GR1	GR2	GR3	GR4	GR5	GR6	GR7	GR8	GR9	GR10	LEA
\$640	\$685	\$712	\$741	\$770	\$801	\$833	\$866	\$901	\$937	\$975	\$1152



143BAR Square Wood Back Bariatric Chair w/ Arms COM Yardage: 1.75 Yards

COM	GR1	GR2	GR3	GR4	GR5	GR6	GR7	GR8	GR9	GR10	LEA
\$865	\$926	\$963	\$1001	\$1041	\$1083	\$1126	\$1171	\$1218	\$1267	\$1317	\$1557



169 Square Wood Back Bar Stool COM Yardage: 1 Yard

COM	GR1	GR2	GR3	GR4	GR5	GR6	GR7	GR8	GR9	GR10	LEA
\$589	\$630	\$655	\$682	\$709	\$737	\$767	\$797	\$829	\$863	\$897	\$1060



165 Square Wood Back Bar Stool w/ Arms COM Yardage: 1 Yard

COM	GR1	GR2	GR3	GR4	GR5	GR6	GR7	GR8	GR9	GR10	LEA
\$659	\$705	\$733	\$763	\$793	\$825	\$858	\$892	\$928	\$965	\$1004	\$1186

OPTIONS

Add upcharge to list price and code to model number

WAC	Wood Arm Caps, Pair	\$176
PAC	Polyurethane Arm Caps, Pair	\$88
HG	Backrest Hand Grip Cutout design	\$48
SQ	Backrest Square Hole Cutout design	\$48
PH	Backrest Perforated Hole design	\$48
CAS	Casters, Set of 4	\$88
CH	Counter Height, Specialty Height	\$28
GD	Metal Ganging	\$28
PC	Polished Chrome finish - Standard and MID	\$38

PC	Polished Chrome finish - Bariatric	\$145
PC	Polished Chrome finish - Bar Stools - no arms	\$58
PC	Polished Chrome finish - Bar Stools - with arms	\$88
MB	Moisture Barrier - Standard and MID Seats	\$68
MB2	Moisture Barrier - Bariatric Seat	\$89
FR	CA133 Fire Retardant per yard.	\$90/yd.
WS	Wall Saver Design	\$38
#196	Stacking Chair Dolly - specify regular or bariatric	\$460

VALI MULTIPURPOSE CHAIR

The Vali features a .875" diameter steel tube wall saver frame supporting an upholstered seat and back with black polypropylene rear back and under seat covers. These stacking chairs are available without arms or with curved or square arms. Vali provides an underseat plastic cover for protecting fabric while stacked.



VALI STACKING CHAIR WITH SQUARE ARMS



VALI STACKING CHAIR



VALI STACKING BAR STOOL

ORDERING INFORMATION

To Order Please Specify:

- | | |
|-----------------|----------------------------|
| 1) Series Name | 4) Frame Color |
| 2) Model Number | 5) Fabric Grade and Number |
| 3) Quantity | 6) Optional Items |

VALI GENERAL SPECIFICATIONS

Upholstery

- The Vali features a fully upholstered seat and back.
- Seat and back can be upholstered with fabric, crypton, vinyl, leather or approved COM.

Frame

- .875" diameter steel tubing with wall-saver design.
- All frames are sand blasted and then powder coated for maximum paint adhesion.

Glides

- Factory installed self leveling steel glides.

Stacking

- Vali chairs stack 3 high on the floor up to 6 high on a dolly.

Ganging

- Ganging device folds away when not in use.

COLORS / FINISHES

Frame Finish Colors:

- 30 standard powder coat colors.
- Optional polished chrome available with upcharge.

Arm Cap Colors

- Round Arm Caps: Plastic - Black
- Square Arm Caps: Polyurethane - Black

OPTIONS

- CODE: FR - CA133 Fire Retardant.
- CODE: MB - Moisture Barrier.
- CODE: CAS - Casters, set of 4.
- CODE: CH - Counter Height or Specialty Height.
- CODE: PC - Polished Chrome finish.
- CODE: AGF - Ganging Device - fold away type.



CASTERS - CAS



BACK DETAIL

VALI CHAIR
MULTIPURPOSE CHAIRS

NEW

DIMENSIONS	Armless Chair	Round Arm Chair	Square Arm Chair	Bar Stool Stacking	Bar Stool with Arms
Inside Width:	18"	19.5"	19.5"	18"	18"
Seat Height:	18"	18"	18"	30"	30"
Arm Height:	-	26"	26"	-	37"
Overall Depth:	22"	22"	22"	22"	22"
Overall Width:	20"	23"	23"	20.5"	23.5"
Overall Height:	31.5"	31.5"	31.5"	42.5"	42.5"
Qty./Wt. per carton:	3 ea./52 lbs.	2 ea./48 lbs.	2 ea./48 lbs.	2 ea./54 lbs.	1 ea./34 lbs.



VALI BAR STOOL WITH ARMS



VALI CHAIR WITH CASTERS

MODEL / DESCRIPTION / LIST PRICING



220 Stacking Chair

COM Yardage: .75 Yard

COM	GR1	GR2	GR3	GR4	GR5	GR6	GR7	GR8	GR9	GR10	LEA
\$318	\$340	\$354	\$368	\$383	\$398	\$414	\$431	\$448	\$466	\$484	\$572



222 Stacking Chair with Round Plastic Arms

COM Yardage: .75 Yard

COM	GR1	GR2	GR3	GR4	GR5	GR6	GR7	GR8	GR9	GR10	LEA
\$360	\$385	\$401	\$417	\$433	\$451	\$469	\$487	\$507	\$527	\$548	\$648



224 Stacking Chair with Square Polyurethane Arms

COM Yardage: .75 Yard

COM	GR1	GR2	GR3	GR4	GR5	GR6	GR7	GR8	GR9	GR10	LEA
\$420	\$449	\$467	\$486	\$506	\$526	\$547	\$569	\$591	\$615	\$640	\$756



226 Stacking Bar Stool

COM Yardage: .75 Yard

COM	GR1	GR2	GR3	GR4	GR5	GR6	GR7	GR8	GR9	GR10	LEA
\$479	\$513	\$533	\$554	\$577	\$600	\$624	\$649	\$674	\$701	\$729	\$862



227 Bar Stool with Arms

COM Yardage: .75 Yard

COM	GR1	GR2	GR3	GR4	GR5	GR6	GR7	GR8	GR9	GR10	LEA
\$559	\$598	\$622	\$647	\$673	\$700	\$728	\$757	\$787	\$819	\$851	\$1006

OPTIONS

Add upcharge to list price and code to model number

FR	CA133 Fire Retardant per yard.	\$90/yd.
MB	Moisture Barrier - Standard and MID Seats	\$68
CAS	Casters, Set of 4	\$88
CH	Counter Height, Specialty Height	\$28

PC	Polished Chrome finish - Chair	\$38
PC	Polished Chrome finish - Bar Stool	\$108
AGF	Ganging Device - Fold away type	\$38
#196	Stacking Chair Dolly	\$460

VERN SERIES

Vern chair frames are solid Beech wood with an upholstered seat in your choice of fabrics. Frames are available in café height, counter height and bar height with or without arms.

SOLID WOOD FRAME



SIDE CHAIR WITH ARMS

ORDERING INFORMATION

To Order Please Specify:

- | | |
|-----------------|----------------------------|
| 1) Series Name | 4) Wood Stain Finish Color |
| 2) Model Number | 5) Fabric Grade & Number |
| 3) Quantity | 6) Optional Items |

VERN GENERAL SPECIFICATIONS

Upholstery

- Seat is upholstered over 1.5" high resiliency foam.
- Seat can be upholstered with choice of fabric, vinyl, crypton, leather or approved COM.

Frame

- Frames are solid Beech wood.
- Available in standard café height and bar height with or without arms.

Glides

- Factory installed nylon glides.

Scuff Guard

- Standard factory installed stainless steel scuff guard on bar stools.



BAR STOOL

DIMENSIONS	Side Chair	Chair w/Arms	Bar Stool
Seat Width:	16.5"	16.5"	16.5"
Seat Depth:	16"	16"	16"
Seat Height:	18"	18"	30"
Arm Height:	-	26"	-
Overall Width:	17"	21"	17"
Overall Depth:	19"	19"	19"
Qty./Wt. per carton:	3 ea./52 lbs.	1 ea./34 lbs.	1 ea./38 lbs.



WOOD SIDE CHAIR WITH ARMS



WOOD BAR STOOL

MODEL / DESCRIPTION / LIST PRICING



950 Wood Side Chair - Upholstered Seat

COM Yardage: 0.75 Yard

COM	GR1	GR2	GR3	GR4	GR5	GR6	GR7	GR8	GR9	GR10	LEA
\$276	\$296	\$307	\$320	\$333	\$346	\$360	\$374	\$389	\$405	\$421	\$497



952 Wood Side Chair with Arms - Upholstered Seat

COM Yardage: 0.75 Yard

COM	GR1	GR2	GR3	GR4	GR5	GR6	GR7	GR8	GR9	GR10	LEA
\$341	\$365	\$380	\$395	\$411	\$427	\$444	\$462	\$480	\$499	\$519	\$614



956 Wood Bar Stool - Upholstered Seat

COM Yardage: 0.75 Yard

COM	GR1	GR2	GR3	GR4	GR5	GR6	GR7	GR8	GR9	GR10	LEA
\$338	\$362	\$377	\$392	\$407	\$424	\$441	\$458	\$476	\$496	\$515	\$609

OPTIONS

Add upcharge to list price and code to model number

FR	CA133 Fire Retardant - per yard.	\$90/yd.
MB	Moisture Barrier - Per Seat.	\$68

CH	Counter Height, Specialty Height	\$28
----	----------------------------------	------

WEBBY SERIES

The Webby Series multipurpose stacking chairs feature a nylon plastic shell which has natural built-in flex motion. These high comfort chairs are available in three versions: one-piece shell; one-piece shell with upholstered insert on seat; and one-piece shell with upholstered insert on seat and back. In addition, the Webby Series is versatile with many frames and options.



Rib design on back provides strength and design aesthetics.



ORDERING INFORMATION

To Order Please Specify:

- 1) Series Name
- 2) Model Number
- 3) Quantity
- 4) Nylon Shell Color

COLORS / FINISHES

Nylon Shell Colors:

- Black
- White
- Navy Blue
- Apple Green
- Grey
- Charcoal
- Persimmon
- Pumpkin

WEBBY GENERAL SPECIFICATIONS

Shell

- Single-piece contoured shell made of 100% Nylon Plastic with natural built-in flex motion.
- Shell is flame retardant with 8 nylon shell color choices.

Upholstery

- Seat and back inserts are applied over molded plastic and attached to nylon shell with metal T-nuts.
- Seat and Back can be upholstered with choice of fabric, vinyl, crypton, leather or approved COM.

Frame

- Models 333 / 334 / 339 / 349 are .875" diameter, 14 gauge steel tubing.
- Bar Stools have a welded footrest with matching frame finish.
- Sled Base is 0.75" diameter, 14 gauge continuous steel tubing.

Arm Caps

- Chairs with elliptical arms are standard with arm caps made of soft polyurethane, available in Black, Gray or Charcoal.
- Chairs with angular arms are available with optional poly arm caps in Charcoal only.

Glides

- Factory installed self leveling steel glides.
- Sled base - factory installed clear nylon glides.

Stacking

- All Webby stacking chairs will stack 4 high on the floor, up to 6 chairs on a dolly.

Frame Finish Colors:

- 30 standard powder coat colors.
- Optional polished chrome available with upcharge.

Elliptical Arm Cap Colors:

- Elliptical arm is standard with Polyurethane arm cap.
- Choose from 3 colors: Black, Gray and Charcoal.

OPTIONS

- CODE: FR - CA133 Fire Retardant.
- CODE: MB - Moisture Barrier.
- CODE: PC - Polished Chrome frame finish.
- CODE: CAS - 4 Casters. Not available on polished chrome frame.
- CODE: PAC - Poly Arm Caps for Angle Arms. Soft Polyurethane in Charcoal.
- CODE: TA - Fixed Tablet Arm - Exposed Plywood Edge (Sled Base).*
- CODE: GD - Metal Ganging. Not available for polished chrome frame.
- CODE: GD - Plastic Ganging, set of 2. CH - Counter Height, Specialty Height. JB - Jury Base - includes Swivel.
- CODE: Dolly Model #196. Made of heavy duty steel. Available in Black Texture powder coated finish. Dolly specifications with chair models.

* TA Fixed tablet arm option not available in polished chrome.

DIMENSIONS	Chair
Seat Width:	18"
Seat Depth:	17"
Seat Height:	18"
Back Height:	31"
Overall Width:	22.5"
Overall Depth:	21"
Qty./Wt. per carton:	3 ea./56 lbs.



4-LEG STACKER WITH #196 DOLLY



4-LEG STACKER WITH CASTERS

MODEL / DESCRIPTION / LIST PRICING



333 4-Leg Stacking Chair

Chair
\$294



333/SI 4-Leg Stacking Chair with Upholstered Seat Insert

COM Yardage: 0.75 Yard

COM	GR1	GR2	GR3	GR4	GR5	GR6	GR7	GR8	GR9	GR10	LEA
\$376	\$402	\$418	\$435	\$452	\$471	\$489	\$509	\$529	\$551	\$573	\$677



333/S 4-Leg Stacking Chair with Upholstered Inserts on Seat & Back

COM Yardage: 0.75 Yard

COM	GR1	GR2	GR3	GR4	GR5	GR6	GR7	GR8	GR9	GR10	LEA
\$458	\$490	\$510	\$530	\$552	\$574	\$597	\$621	\$645	\$671	\$698	\$825

OPTIONS

Add upcharge to list price and code to model number

FR	CA133 Fire Retardant - per yard.	\$90/yd.
MB	Moisture Barrier - Per Seat.	\$68
PC	Polished Chrome frame finish - Chair.	\$38
CAS	Casters - Set of four.	\$88

GD	Plastic Ganging- per pair	\$26
JB	Jury Base - Includes Swivel	\$390
#196	Stacking Chair Dolly	\$460

DIMENSIONS	Z-Arm Stacker	Elliptical Arm
Seat Width:	18"	18"
Seat Depth:	17"	17"
Seat Height:	18"	18"
Arm Height:	25.5"	25.5"
Back Height:	31"	31"
Overall Width:	22.5"	22.5"
Overall Depth:	21"	21"
Qty./Wt. per carton:	3 ea./60 lbs.	1 ea./40 lbs.



4-LEG WITH ELLIPTICAL ARMS NON-STACKING



4-LEG STACKER WITH ANGLE ARMS

MODEL / DESCRIPTION / LIST PRICING



334 Stacking Chair - Nylon Shell with Angle Arms

Chair
\$539



339 Chair - Nylon Shell with Elliptical Arms & Arm Caps

Chair
\$643



334/SI Stacking Chair - Nylon Shell with Angle Arms - Upholstered Seat Insert

COM Yardage: 0.75 Yard

COM	GR1	GR2	GR3	GR4	GR5	GR6	GR7	GR8	GR9	GR10	LEA
\$621	\$665	\$691	\$719	\$748	\$777	\$809	\$841	\$875	\$910	\$946	\$1118



339/SI Chair - Nylon Shell with Elliptical Arms & Arm Caps - Upholstered Seat Insert

COM Yardage: 0.75 Yard

COM	GR1	GR2	GR3	GR4	GR5	GR6	GR7	GR8	GR9	GR10	LEA
\$724	\$775	\$806	\$838	\$872	\$906	\$943	\$980	\$1020	\$1060	\$1103	\$1303



334/S Stacking Chair - Nylon Shell with Angle Arms - Upholstered Seat & Back Inserts

COM Yardage: 0.75 Yard

COM	GR1	GR2	GR3	GR4	GR5	GR6	GR7	GR8	GR9	GR10	LEA
\$702	\$752	\$782	\$813	\$845	\$879	\$914	\$951	\$989	\$1029	\$1070	\$1264



339/S Chair - Nylon Shell with Elliptical Arms & Arm Caps - Upholstered Seat & Back Inserts

COM Yardage: 0.75 Yard

COM	GR1	GR2	GR3	GR4	GR5	GR6	GR7	GR8	GR9	GR10	LEA
\$806	\$863	\$897	\$933	\$971	\$1010	\$1050	\$1092	\$1136	\$1181	\$1228	\$1452

OPTIONS

Add upcharge to list price and code to model number

FR	CA133 Fire Retardant - per yard.	\$90/yd.
MB	Moisture Barrier - Per Seat.	\$68
PC	Polished Chrome frame - for 334 series	\$98
PC	Polished Chrome frame - for 339 series	\$89
PAC	Poly Arm Caps, pair - charcoal - for Angle Arms	\$98

GD	Plastic Ganging- per pair	\$26
JB	Jury Base - Includes Swivel	\$390
CAS	Casters - Set of four.	\$88
#196	Stacking Chair Dolly	\$460

DIMENSIONS	Sled Base
Seat Width:	18"
Seat Depth:	17"
Seat Height:	18"
Back Height:	31"
Overall Width:	22.5"
Overall Depth:	18"
Qty./Wt. per carton:	3 ea./52 lbs.



SLED BASE STACKER

MODEL / DESCRIPTION / LIST PRICING



330 Sled Base Stacking Chair

Chair
\$353



330/SI Sled Base Stacking Chair with Upholstered Seat Insert

COM Yardage: 0.75 Yard

COM	GR1	GR2	GR3	GR4	GR5	GR6	GR7	GR8	GR9	GR10	LEA
\$435	\$465	\$484	\$503	\$523	\$544	\$566	\$588	\$612	\$637	\$662	\$782



330/S Sled Base Stacking Chair with Upholstered Inserts on Seat & Back

COM Yardage: 0.75 Yard

COM	GR1	GR2	GR3	GR4	GR5	GR6	GR7	GR8	GR9	GR10	LEA
\$517	\$553	\$575	\$598	\$622	\$647	\$673	\$700	\$728	\$757	\$787	\$931

OPTIONS

Add upcharge to list price and code to model number

FR	CA133 Fire Retardant - per yard.	\$90/yd.
MB	Moisture Barrier - Per Seat.	\$68
PC	Polished Chrome frame finish - Sled Base.	\$58
GD	Fixed Metal Ganging - per pair	\$28

GD	Plastic Ganging - per pair Sled Base	\$26
TA	Fixed Tablet Arm - Sled Base*	\$295
#196	Stacking Chair Dolly	\$460

* FA Fixed tablet arm option not available in polished chrome.

DIMENSIONS	Bar Stool	Counter Stool
Seat Width:	18"	18"
Seat Depth:	17"	17"
Seat Height:	30"	24"
Back Height:	45"	39"
Overall Width:	22.5"	22.5"
Overall Depth:	24"	24"
Qty./Wt. per carton:	3 ea./70 lbs.	3 ea./70 lbs.



STACKING
 BAR STOOL

MODEL / DESCRIPTION / LIST PRICING



349 Stacking Bar Stool - Nylon Shell

Stool
 \$477



349/SI Stacking Bar Stool with Upholstered Seat Insert

COM Yardage: 0.75 Yard

COM	GR1	GR2	GR3	GR4	GR5	GR6	GR7	GR8	GR9	GR10	LEA
\$560	\$600	\$624	\$648	\$674	\$701	\$729	\$759	\$789	\$821	\$853	\$1009



349/S Stacking Bar Stool with Upholstered Inserts on Seat & Back

COM Yardage: 0.75 Yard

COM	GR1	GR2	GR3	GR4	GR5	GR6	GR7	GR8	GR9	GR10	LEA
\$633	\$678	\$705	\$733	\$762	\$793	\$825	\$858	\$892	\$928	\$965	\$1140

OPTIONS

Add upcharge to list price and code to model number

FR	CA133 Fire Retardant - per yard.	\$90/yd.
MB	Moisture Barrier - Per Seat.	\$68
PC	Polished Chrome frame finish - Bar Stool.	\$58

GD	Fixed Metal Ganging - per pair	\$28
CH	Counter Height, Specialty Height	\$28

WINDSOR SERIES

Windsor chair frames are solid wood with an upholstered seat in your choice of fabrics. Frames are available in café height, counter height and bar height with or without arms.

SOLID WOOD FRAME



WINDSOR CHAIR WITH ARMS



WINDSOR CHAIR



WINDSOR STOOL

ORDERING INFORMATION

To Order Please Specify:

- | | |
|-----------------|----------------------------|
| 1) Series Name | 4) Wood Stain Finish Color |
| 2) Model Number | 5) Fabric Grade & Number |
| 3) Quantity | 6) Optional Items |

WINDSOR GENERAL SPECIFICATIONS

Upholstery

- Seat is upholstered over 1.5" high resiliency foam.
- Seat can be upholstered with choice of fabric, vinyl, crypton, leather or approved COM.

Frame

- Frames are solid Beech wood and available in café, bar and custom heights, with or without arms.

Glides

- Factory installed nylon glides.

Scuff Guard

- Standard factory installed stainless steel scuff guard on bar stools.

COLORS / FINISHES

Wood Stain Finish Colors:

- 19 standard wood stain colors.

OPTIONS

- CODE: FR - CA133 Fire Retardant.
- CODE: MB - Moisture Barrier.
- CODE: CH - Counter Height, Specialty Height.
- CODE: WST - Wood Seat.



WINDSOR CHAIR WITH UPHOLSTERED SEAT AND UPHOLSTERED BACK INSERT

DIMENSIONS	Side Chair	Chair w/Arms	Bar Stool
Seat Width:	19"	21.5"	19"
Seat Depth:	17.5"	18.5"	17"
Seat Height	19"	19"	30.5"
Arm Height:	-	26.25"	-
Back Height	32.75"	32.75"	41.25"
Overall Width:	20"	25.5"	20"
Overall Depth:	23"	23.5"	20.5"
Qty./Wt. per carton:	2 ea./42 lbs.	1 ea./28 lbs.	1 ea./36 lbs.



WOOD CHAIR WITH ARMS



WOOD BAR STOOL



WOOD CHAIR W/
UPHOLSTERED SEAT AND
UPHOLSTERED BACK INSERT

MODEL / DESCRIPTION / LIST PRICING



4832 Wood Side Chair - Upholstered Seat

COM Yardage: 0.75 Yard

COM	GR1	GR2	GR3	GR4	GR5	GR6	GR7	GR8	GR9	GR10	LEA
\$450	\$482	\$501	\$521	\$542	\$563	\$586	\$609	\$634	\$659	\$685	\$810

4832/I Wood Side Chair - Upholstered Seat and Back Insert

COM Yardage: 1.25 Yard

COM	GR1	GR2	GR3	GR4	GR5	GR6	GR7	GR8	GR9	GR10	LEA
\$548	\$586	\$610	\$634	\$660	\$686	\$713	\$742	\$772	\$802	\$835	\$986



4834 Wood Side Chair with Arms - Upholstered Seat

COM Yardage: 0.75 Yard

COM	GR1	GR2	GR3	GR4	GR5	GR6	GR7	GR8	GR9	GR10	LEA
\$558	\$597	\$621	\$646	\$672	\$699	\$727	\$756	\$786	\$817	\$850	\$1005

4834/I Wood Side Chair with Arms - Upholstered Seat and Upholstered Back Insert

COM Yardage: 1.25 Yard

COM	GR1	GR2	GR3	GR4	GR5	GR6	GR7	GR8	GR9	GR10	LEA
\$656	\$702	\$730	\$759	\$790	\$821	\$854	\$888	\$924	\$961	\$999	\$1181



4836 Wood Bar Stool - Upholstered Seat

COM Yardage: 0.75 Yard

COM	GR1	GR2	GR3	GR4	GR5	GR6	GR7	GR8	GR9	GR10	LEA
\$544	\$582	\$605	\$629	\$655	\$681	\$708	\$736	\$766	\$796	\$828	\$979

4836/I Wood Bar Stool with Upholstered Seat and Upholstered Back Insert

COM Yardage: 1.25 Yard

COM	GR1	GR2	GR3	GR4	GR5	GR6	GR7	GR8	GR9	GR10	LEA
\$642	\$687	\$714	\$743	\$772	\$803	\$835	\$869	\$904	\$940	\$977	\$1155

OPTIONS

Add upcharge to list price and code to model number

FR	CA133 Fire Retardant - Per Yard	\$90/yd.
MB	Moisture Barrier - Per Seat	\$68

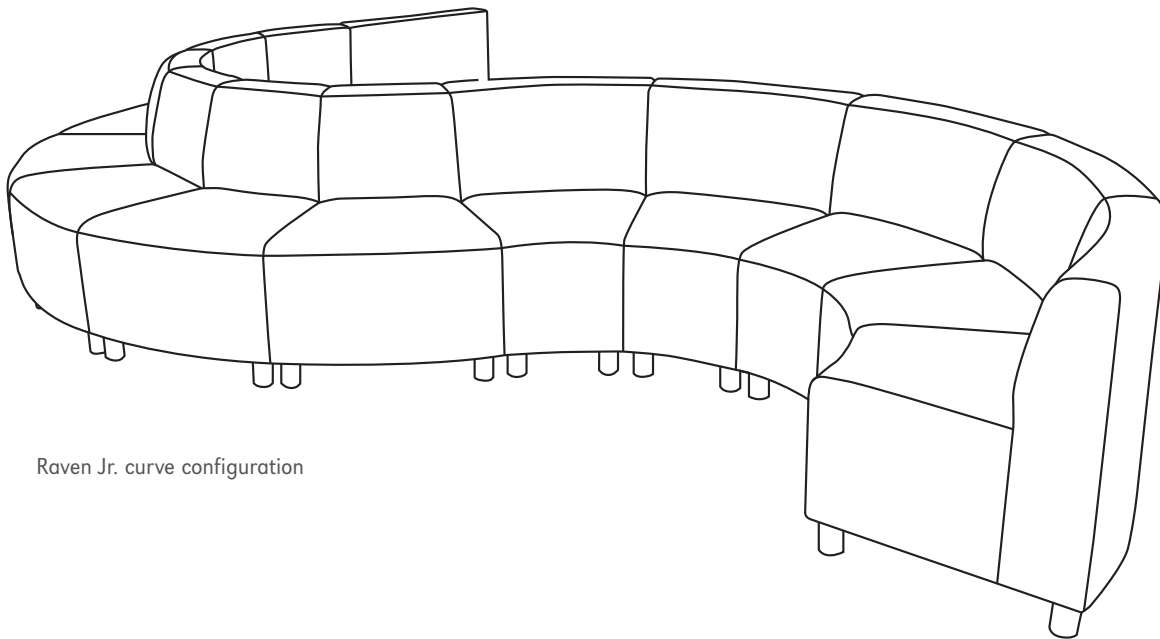
CH	Counter Height, Specialty Height	\$28
WST	Wood Seat	\$110

Let ERG International help you in the decision making!

We gladly provide children's furniture for:

- Community Rooms
- Study Centers
- Kindergarten Rooms
- Cafeteria Seating
- Play Areas
- Medical Facilities
- Day Care Facilities
- Emergency Rooms
- Elementary Schools

Benton Jr.....	108
Muffet Settee.....	110
Post Jr.	112
Raven Jr.....	114



Raven Jr. curve configuration

BENTON JR CHAIR

ERG's Children's furniture series includes Benton Junior, a one piece wood shell chair, available in many colorful wood stain colors or LPS (laminated).



BENTON JUNIOR CHAIRS

ORDERING INFORMATION

To Order Please Specify:

- 1) Series Name
- 2) Model Number
- 3) Quantity
- 4) Wood Stain Finish Color
- 5) Frame Color

BENTON JR. GENERAL SPECIFICATIONS

Shell

Benton Jr. chairs have a single piece contoured wood shell made of 1/2" thick, multiply Beech wood veneer. Backs are standard with hand grip design. Shells are available in all standard wood stain colors. For LPS, please call customer service for a quotation.

Frame

Benton Jr. chair frames are made of 5/8" diameter, 14 gauge steel tubing with hand brazed welds.

Glides

All frames come with factory installed self leveling steel glides.

Stacking

Benton Jr. chair design stacks 4 to 6 high on the floor.

COLORS / FINISHES

Wood Stain Finish Colors:

Transparent wood stain choices.

Frame Finish Colors:

- Standard powder coat colors.

OPTIONS

- CODE: LPS - Laminated Plywood Seating (please call for quote)

DIMENSIONS	Benton Junior Wood Chair
Seat Width:	12.5"
Seat Depth:	15.5"
Seat Height:	13.5"
Back Height:	24"
Overall Width:	14"
Overall Depth:	15"
Qty./Wt. per carton:	3 ea./22 lbs.

**POLISHED CHROME FRAME
NOT AVAILABLE**



BENTON JUNIOR WOOD CHAIR WITH LPS

also available in
LPS

MODEL / DESCRIPTION / LIST PRICING



1351 Benton Junior - Children's Wood Chair

Beech wood shell

\$483



BENTON JUNIOR WOOD CHAIR AND POST JR. TABLE

OPTIONS

Add upcharge to list price and code to model number

LPS	Laminate Plywood Seating	Call for Quote
-----	--------------------------	----------------

MUFFET SETTEE

The Muffet can be used as a bench, an ottoman, or a table. It is ideal for children's areas and seating.



MUFFETS WITH TWO FABRIC OPTION

ORDERING INFORMATION

- To Order Please specify:**
- 1) Series Name
 - 2) Model Number
 - 3) Quantity
 - 4) Fabric Grade and Number
 - 5) Laminate Choice (Optional Plinth)
 - 6) Optional Items/Finishes

PUFFET GENERAL SPECIFICATIONS

Frame Construction

Frame assembly is constructed of multi-ply hardwood, with tongue and groove construction. All foam is fully bonded to frame. Seat cushions are 5" graded high resiliency (H.R.) block foam, covered entirely with special bonded polyester fiber to protect final upholstery. No sag-springs are installed in along with interlocking helicoil springs to prevent sagging and provide additional seat support.

Upholstery

Seat and back are covered in choice of fabric, vinyl, crypton, leather or COM. (For matching patterned fabric allow 15% more yardage.) ERG uses only water based glues and adhesives in our upholstery process.

Optional Laminate Plinth Base

Replaces upholstery bottom with laminate instead of fabric. ERG offers over 1000 standard laminate choices from Nevamar, Wilsonart, Formica and Pionite.

OPTIONS

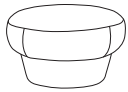
- CODE: FR - CA133 Fire Retardant.
- CODE: MB - Moisture Barrier.
- CODE: PB - Laminate Plinth Base.
- CODE: SBH - Special Height.
- CODE: 2FO - Two Fabric Option.
- CODE: 3FO - Three Fabric Option.

DIMENSIONS	24" Muffet
Overall Depth:	24"
Overall Width:	24"
Overall Height:	15"
Qty./Wt.:	1 ea./36 lbs.



MUFFET SETTEES

MODEL / DESCRIPTION / LIST PRICING



1353 Muffet Full Round Settee 24" Dia.

COM Yardage: Total: 2.5 Yds. / Top: 1.5 Yds. / Base: 1.75 Yds.

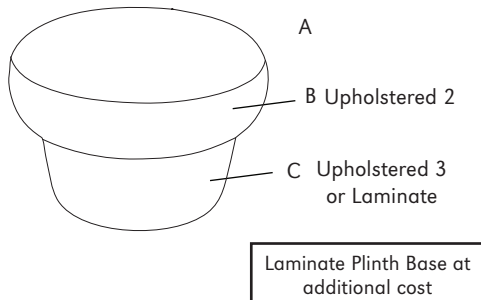
COM	GR1	GR2	GR3	GR4	GR5	GR6	GR7	GR8	GR9	GR10	LEA
\$916	\$980	\$1019	\$1060	\$1103	\$1147	\$1192	\$1240	\$1290	\$1341	\$1395	\$1649

1353-RB Muffet Full Round Settee 24" Dia. - Recessed Plinth Base

COM Yardage: Total: 2.5 Yds. / Top: 1.5 Yds. / Base: 1.75 Yds.

COM	GR1	GR2	GR3	GR4	GR5	GR6	GR7	GR8	GR9	GR10	LEA
\$1049	\$1122	\$1167	\$1214	\$1263	\$1313	\$1366	\$1420	\$1477	\$1536	\$1598	\$1888

Due to fabric design options it is necessary to include with your order a **sketch/layout** to specify which fabric is to be used on each area of the Muffet/Puffet. Use the callouts shown to define fabric areas in your sketch.



* For plinth please specify laminate choice



MUFFET WITH RECESSED KICK BASE

OPTIONS

Add upcharge to list price and code to model number

FR	CA133 Fire Retardant per yard	\$90/yd.	2FO	Two fabric option	-
MB	Moisture Barrier - per seat	\$125	3FO	Three fabric option	-
PB	Laminate Plinth Base	\$280	SBH	Special Height	\$295



SQUARE POST JR.



ROUND POST JR.

ORDERING INFORMATION

- | | |
|-------------------------------|------------------------------|
| 1) Series Name | 7) Edge Style Code and Color |
| 2) Model Number | 8) Optional Items |
| 3) Size | |
| 4) Quantity | |
| 5) Frame Color | |
| 6) Laminate Selection and No. | |

POST JR. wSPECIFICATIONS

Post Table Base

- Table Height** Junior table height is 20" depending on table top specified.
- Legs** The Post leg is made with 2" or 3", 14 gauge round steel tubing.
- Plate** 2" x 4" stamped metal plate.
- Glides** Factory installed vinyl glides are standard.
- Assembly** Post base is a completely welded one piece base, no tie-rod assembly. The top plate is welded to the vertical column. Base mounts to tabletop with 1/4-20 x 1" machine screws into metal inserts in top; **NO WOOD SCREWS ARE USED.**

Table Tops

Table top core is CARB Compliant 1.25" particle board. Laminate and phenolic backing are glued with water based adhesives.

FINISHES

Laminate/Veneer Selections


ERG offers over 1000 standard laminate choices from Nevamar, Wilsonart, Formica and Pionite. Wood veneer is available in transparent stain colors - custom stain matching available.

Edge Selection

ERG offers a wide variety of table top edge materials including PVC, wood, aluminum, resin and laminate. Refer to "Table Edges and Profiles" at beginning of "Tables" section.

OPTIONS


- CODE: CAS - Mobile Casters.
- CODE: GD - Ganging.
- CODE: STH - Special Table Height, for any table height other than 20".
- CODE: PC - Polished Chrome Legs
- TABLE ACCESSORIES - Modesty Panels, Bridges, Grommets, Wire Management, Power & Communication Options, Table Dollies - see "Accessories" section in price list



Leg detail

Casters detail

MODEL / DESCRIPTION / LIST PRICING



1357 Junior Post Table 30" Sq. Top, Height 20" - Laminate Top

EDGE GRP1	EDGE GRP2	EDGE GRP3	EDGE GRP4	EDGE GRP5	EDGE GRP6	EDGE GRP7
\$568	\$580	\$666	\$738	\$884	\$1005	\$1150



1358 Junior Post Table 30" Round Top, Height 20" - Laminate Top

EDGE GRP1	EDGE GRP2	EDGE GRP3	EDGE GRP4	EDGE GRP5	EDGE GRP6	EDGE GRP7
\$546	\$567	\$608	\$645	\$707	\$790	\$915



BENTON JUNIOR WOOD CHAIR AND POST JR. TABLE

OPTIONS

Add upcharge to list price and code to model number

CAS	Mobile Casters, per table	\$98
GD	Ganging, per table	\$95

STH	Special Table Height, other than 20"	\$200
-----	--------------------------------------	-------

RAVEN JUNIOR COLLECTION

The Raven Junior Lounge Series offers great creativity and flexibility in children's seating. Designed for children's areas and any public spaces that require durable seating.



60° CURVE UNIT



RAVEN JUNIOR



RAVEN JUNIOR
CURVE LOUNGE

ORDERING INFORMATION

- | | |
|----------------------------|-------------------------------|
| 1) Series Name | 5) Powder Coat Color for legs |
| 2) Model Number | 6) Optional Items |
| 3) Quantity | |
| 4) Fabric Grade and Number | |

RAVEN MODULAR LOUNGE SPECIFICATIONS

Frame

Frame assembly is constructed of multi-ply hardwood, with tongue and groove construction. Seat foam is bonded to all sides of hardwood frame. Seat cushions are 4" graded, high resiliency (H.R.) block foam with seat back 3" H.R. foam, covered entirely with special bonded polyester fiber to protect final upholstery. No sag-springs are installed in seat & back along with interlocking helicoil springs to prevent sagging and provide additional lower back and seat support.

Upholstery

Raven Junior lounge is fully upholstered in your choice of fabric, vinyl, crypton, leather or Customers Own Material. ERG uses only water based glues and adhesives in all our upholstery process.

Legs

Round tubular steel legs are available in standard powder coat colors. Optional polished chrome and wood legs are also available.

COLORS / FINISHES

Legs

Standard powder coat colors or optional polished chrome available. Wood legs are finished in your choice of standard wood stain colors.

OPTIONS

- CODE: FR - CA133 Fire Retardant.
- CODE: MB - Moisture Barrier.
- CODE: LOW - Fully Upholstered Low Back - 26.5" OA Height.
- CODE: WOD - Wood Legs.
- CODE: PC - Polished Chrome Legs.
- CODE: PB - Laminate Plinth Base.
- CODE: CAS - Casters set of 4.
- CODE: 2FO - Two Fabric Option.
- CODE: GD - Ganging Brackets (Necessary when ganging two or more modules together).

DIMENSIONS	Single Unit	Two Seat Unit	Two Seat Backless Unit	Ottoman
Seat Depth:	17.5"	17.5"	24"	24"
Seat Height:	16"	16"	16"	16"
Overall Depth:	24"	24"	24"	24"
Overall Width:	18"	42"	42"	24"
Overall Height:	27.5"	27.5"	16"	16"
Qty./Wt.:	1 ea./35 lbs.	1 ea./60 lbs.	1 ea./55 lbs.	1 ea./40 lbs.



SINGLE UNIT


MODEL / DESCRIPTION / LIST PRICING



8400 Single Unit

COM Yardage: Total: 2.75 Yds. / Back: 1.5 Yds. / Seat: 1.25 Yds.

COM	GR1	GR2	GR3	GR4	GR5	GR6	GR7	GR8	GR9	GR10	LEA
\$827	\$885	\$920	\$957	\$995	\$1035	\$1077	\$1120	\$1164	\$1211	\$1259	\$1489



8402 Two Seat Unit

COM Yardage: Total: 4.5 Yds. / Back: 2.5 Yds. / Seat: 2 Yds.

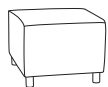
COM	GR1	GR2	GR3	GR4	GR5	GR6	GR7	GR8	GR9	GR10	LEA
\$1316	\$1408	\$1464	\$1523	\$1584	\$1647	\$1713	\$1782	\$1853	\$1927	\$2004	\$2369



8404 Two Seat Backless Unit

COM Yardage: Total: 2.75 Yds. / Seat: 2.75 Yds.


COM	GR1	GR2	GR3	GR4	GR5	GR6	GR7	GR8	GR9	GR10	LEA
\$1052	\$1126	\$1171	\$1217	\$1266	\$1317	\$1370	\$1424	\$1481	\$1541	\$1602	\$1894



8406 Ottoman

COM Yardage: Total: 1.75 Yds. / Seat: 1.75 Yds.

COM	GR1	GR2	GR3	GR4	GR5	GR6	GR7	GR8	GR9	GR10	LEA
\$671	\$718	\$747	\$777	\$808	\$840	\$874	\$908	\$945	\$983	\$1022	\$1208



RAVEN JUNIOR CONFIGURATION

OPTIONS

Add upcharge to list price and code to model number

FR	CA133 Fire Retardant per yard	\$90/yd.
MB	Moisture Barrier - per seat	\$125
LOW	Fully Upholstered Low Back - 26.5" OA Height	\$95
PC	Polished Chrome Legs set of 4	\$90
PB	Laminate Plinth Base - Corner Unit	\$225

PB	Laminate Plinth Base - Curve Unit	\$425
CAS	Casters set of 4	\$100
2FO	Two Fabric Option	-
GD	Ganging Brackets	\$52
WOD	Wood Legs set of 4	\$96

DIMENSIONS	30° curve unit (inside / outside)	60° curve unit (inside / outside)	Backless 30° unit	Backless 60° unit
Seat Depth:	17.5"	17.5"	24"	24"
Seat Height:	27.5"	27.5"	16"	16"
Overall Depth:	26"	28"	26"	28"
Overall Width:	24.5"	47"	34.5"	47"
Overall Height:	27.5"	27.5"	16"	16"
Qty./Wt.:	1 ea./62 lbs.	1 ea./110 lbs.	1 ea./35 lbs.	1 ea./55 lbs.



60° CURVE UNIT

MODEL / DESCRIPTION / LIST PRICING



8408 30° inside curve unit

COM Yardage: Total: 3.25 Yds. / Back: 1.75 Yds. / Seat: 1.5 Yds.

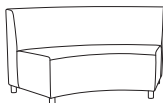
COM	GR1	GR2	GR3	GR4	GR5	GR6	GR7	GR8	GR9	GR10	LEA
\$842	\$901	\$937	\$974	\$1013	\$1054	\$1096	\$1140	\$1186	\$1233	\$1282	\$1516



8410 30° outside curve unit

COM Yardage: Total: 3.25/ Yds. / Back: 1.75 Yds. / Seat: 1.5 Yds.

COM	GR1	GR2	GR3	GR4	GR5	GR6	GR7	GR8	GR9	GR10	LEA
\$842	\$901	\$937	\$974	\$1013	\$1054	\$1096	\$1140	\$1186	\$1233	\$1282	\$1516



8412 60° inside curve unit

COM Yardage: Total: 4.25 Yds. / Back: 2.5 Yds. / Seat: 1.75 Yds.

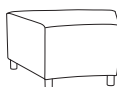
COM	GR1	GR2	GR3	GR4	GR5	GR6	GR7	GR8	GR9	GR10	LEA
\$1420	\$1519	\$1580	\$1643	\$1709	\$1777	\$1849	\$1923	\$1999	\$2079	\$2163	\$2556



8414 60° outside curve unit

COM Yardage: Total: 4.5 Yds. / Back: 2.5 Yds. / Seat: 2 Yds.

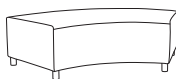
COM	GR1	GR2	GR3	GR4	GR5	GR6	GR7	GR8	GR9	GR10	LEA
\$1420	\$1519	\$1580	\$1643	\$1709	\$1777	\$1849	\$1923	\$1999	\$2079	\$2163	\$2556



8416 backless 30° unit

COM Yardage: Total: 3 Yds. / Seat: 3 Yds.

COM	GR1	GR2	GR3	GR4	GR5	GR6	GR7	GR8	GR9	GR10	LEA
\$759	\$812	\$845	\$878	\$914	\$950	\$988	\$1028	\$1069	\$1111	\$1156	\$1366



8418 backless 60° unit

COM Yardage: Total: 4 Yds. / Seat: 4 Yds.

COM	GR1	GR2	GR3	GR4	GR5	GR6	GR7	GR8	GR9	GR10	LEA
\$1196	\$1280	\$1331	\$1384	\$1440	\$1497	\$1557	\$1619	\$1684	\$1751	\$1821	\$2153

OPTIONS

Add upcharge to list price and code to model number

FR	CA133 Fire Retardant per yard	\$90/yd.
MB	Moisture Barrier - per seat	\$125
LOW	Fully Upholstered Low Back - 26.5" OA Height	\$95
PC	Polished Chrome Legs set of 4	\$90
PB	Laminate Plinth Base - Corner Unit	\$225

PB	Laminate Plinth Base - Curve Unit	\$425
CAS	Casters set of 4	\$100
2FO	Two Fabric Option	-
GD	Ganging Brackets	\$52
WOD	Wood Legs set of 4	\$96

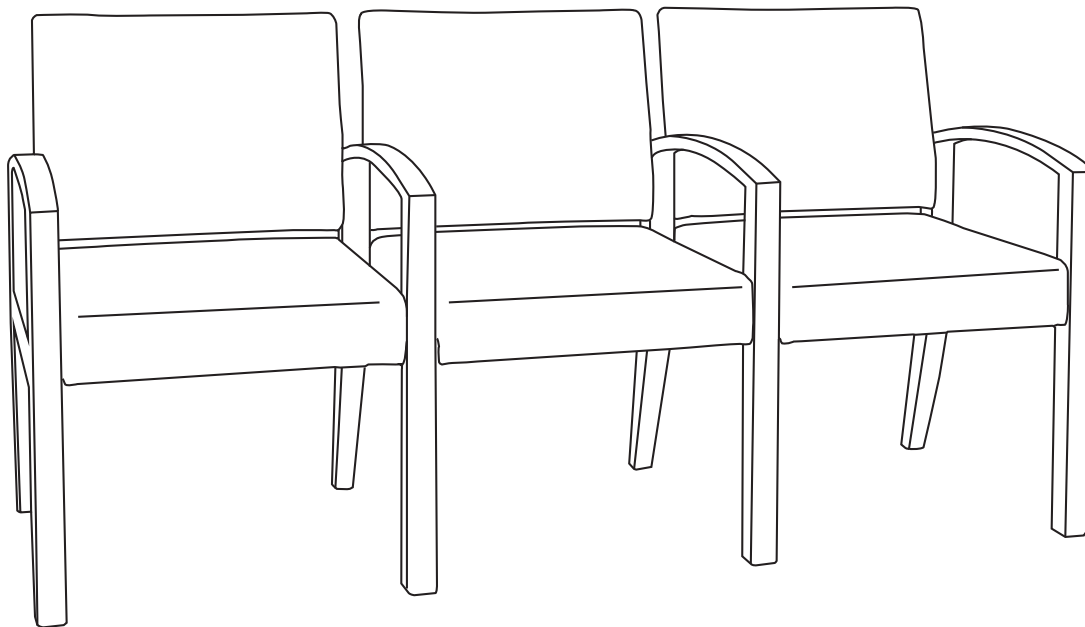
Let ERG International help you in the decision making!

When you need to maximize the seating capacity

within a small or large space for:

- Reception Areas
- Patient Waiting Areas
- Visitor Areas
- Public Seating Areas
- Lobbies
- Student Waiting Areas
- Emergency Rooms
- Exam Waiting Areas
- Doctor's Waiting Areas

Ventura Metal	118
Ventura Wood	122
Westlake Metal	126
Westlake Wood	131
Woburn	137



Westlake Wood Multiple Seating

VENTURA METAL COLLECTION

Ventura Metal offers stylish upholstered guest seating and is an environmentally preferred product.



VENTURA METAL THREE-SEAT LOUNGE WITH DIVIDING ARMS AND OPTIONAL ARM CAPS



VENTURA METAL PATIENT BACK CHAIR WITH OPTIONAL ARM CAPS

ORDERING INFORMATION

To Order Please Specify:

- | | |
|-------------------------------|--------------------------|
| 1) Series Name | 5) Frame Color / Finish |
| 2) Model Number | 6) Fabric Grade & Number |
| 3) Quantity | 7) Optional Items |
| 4) Arm Cap Selection / Finish | |

VENTURA METAL GENERAL SPECIFICATIONS

Frame Construction

1"x2" rectangular steel tubing, fabricated and all welded with built-in wall saver design.

Back

Tongue & groove hardwood construction.
Webbing installed and high-resiliency foam bonded to wood frame.
Concealed back attachment to frame.

Seat

No-sag spring installed.
Helicoil springs attached to spring and high resiliency foam is bonded to wood frame.

Underseat

Steel welded frame, welded to legs and metal apron.
Tested for **750 lbs per single seat**.

Upholstery

High resiliency foam is being used.
Adjustable glides installed.

COLORS / FINISHES

Metal Finish Colors:

Standard powder coat colors available.

Wood Stain for optional wood arm caps:

All transparent wood stain colors available.

OPTIONS

- CODE: FR - CA133 Fire Retardant.
- CODE: MB - Moisture Barrier.
- CODE: 2FO - Two Fabric Option.
- CODE: VMAC2 - Arm Caps, Black Polyurethane.
- CODE: VMAC3 - Arm Caps, Charcoal Polyurethane.
- CODE: VMAC4 - Arm Caps, White Solid Surface (Coconut Oil by Wilsonart).
- CODE: VMAC5 - Arm Caps, Brown Solid Surface (Bronzite by Corian).
- CODE: VMAC6 - Arm Caps, Solid Wood.
- CODE: FM - Floor Mount.

Series Note:

For more Ventura models - see Benches and Occasional Tables.



BLACK POLYURETHANE ARM CAP – **VMAC2**



CHARCOAL POLYURETHANE ARM CAP – **VMAC3**




WHITE SOLID SURFACE ARM CAP – **VMAC4**



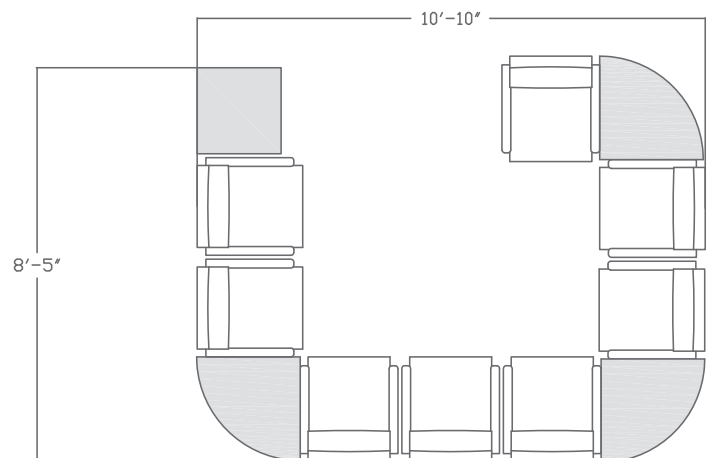
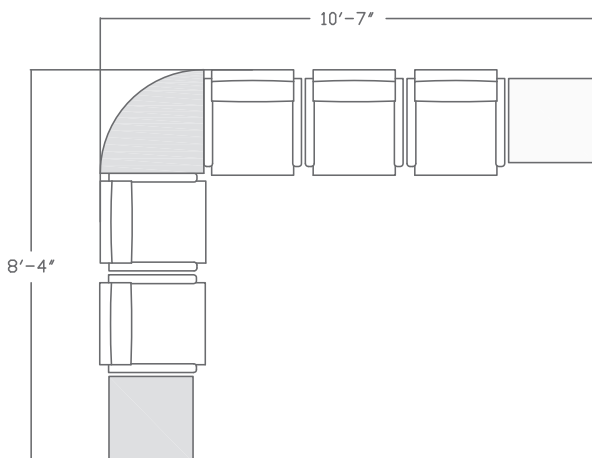
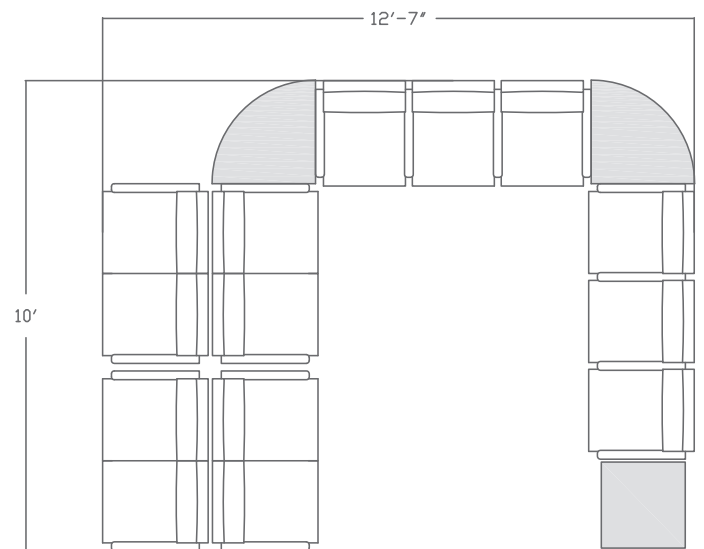
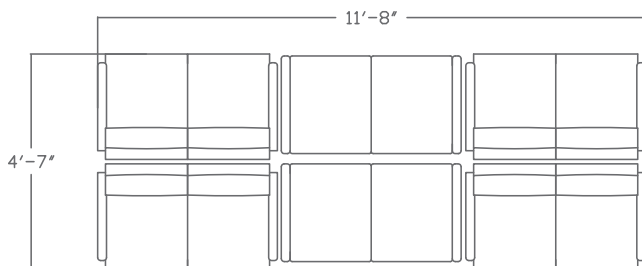
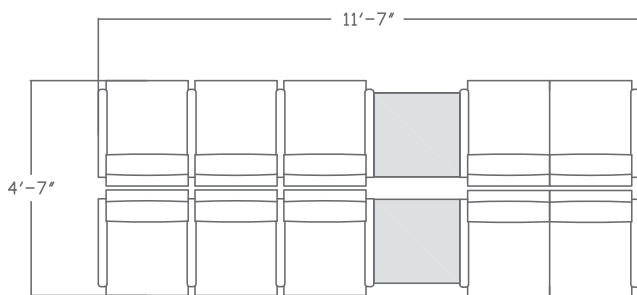
BROWN SOLID SURFACE ARM CAP – **VMAC5**



WOOD ARM CAP **VMAC6**



CONFIGURATIONS USING ONLINE TABLES AVAILABLE



CAD Design and Engineering services per your specifications are available to customers requesting this service.

Please provide exact room dimensions, desired configuration and seating requirements and fax your order to

ERG Customer Service: 1-805-981-9878 or call toll free: 1-800-446-1186

DIMENSIONS	Arm Chair	Patient Back Chair	Bariatric Chair
Seat Width:	21"	21"	30"
Seat Depth:	19"	19"	19"
Seat Height:	18"	18"	18"
Back Height:	35"	45"	35"
Overall Width:	25"	25"	35"
Overall Depth:	27"	27"	27"
Qty./Wt. per carton:	1 ea./55 lbs.	1 ea./65 lbs.	1 ea./85 lbs.



VENTURA METAL BARIATRIC WITH OPTIONAL ARM CAPS

MODEL / DESCRIPTION / LIST PRICING



3103 Arm Chair - No Arm Cap

COM Yardage: 2.25 Yds. Seat 1 Yard / Back 1.25 Yds.

COM	GR1	GR2	GR3	GR4	GR5	GR6	GR7	GR8	GR9	GR10	LEA
\$1139	\$1219	\$1267	\$1319	\$1371	\$1426	\$1483	\$1542	\$1604	\$1668	\$1735	\$2051



3105 Patient Back Arm Chair

COM Yardage: 2.75 Yds. Seat 1 Yard / Back 1.75 Yds.

COM	GR1	GR2	GR3	GR4	GR5	GR6	GR7	GR8	GR9	GR10	LEA
\$1318	\$1410	\$1467	\$1525	\$1587	\$1650	\$1716	\$1784	\$1855	\$1930	\$2007	\$2372



3104 Bariatric Arm Chair

COM Yardage: 2.75 Yds. Seat 1.25 Yds. / Back 1.5 Yds.

COM	GR1	GR2	GR3	GR4	GR5	GR6	GR7	GR8	GR9	GR10	LEA
\$1381	\$1477	\$1536	\$1598	\$1662	\$1728	\$1798	\$1869	\$1945	\$2022	\$2103	\$2485

OPTIONS

Add upcharge to list price and code to model number

FR	CA133 Fire Retardant per yard	\$90/yd
MB	Moisture Barrier on seat	\$125
2FO	Two different fabrics - Add to highest Grade	-
VMAC2	Polyurethane Arm Caps - Black	\$48 each
VMAC3	Polyurethane Arm Caps - Charcoal	\$48 each

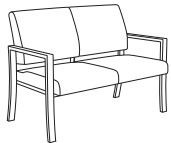
VMAC4	Solid Surface Arm Caps - White	\$108 each
VMAC5	Solid Surface Arm Caps - Brown	\$108 each
VMAC6	Solid Wood Arm Caps	\$118 pair
FM	Floor Mount	\$98

DIMENSIONS	Two Seat Lounge	Two Seat Center Arm	Three Seat Lounge	Three Seat Center Arms
Seat Width:	42"	21" (2)	63"	21" (3)
Seat Depth:	19"	19"	19"	19"
Seat Height:	18"	18"	18"	18"
Back Height:	35"	35"	35"	35"
Overall Width:	46"	48"	67"	71"
Overall Depth:	27"	27"	27"	27"
Qty./Wt. per carton:	1 ea./100 lbs.	1 ea./110 lbs.	1 ea./150 lbs.	1 ea./150 lbs.



VENTURA METAL TWO-SEAT LOUNGE
WITH DIVIDING ARM AND OPTIONAL ARM CAPS

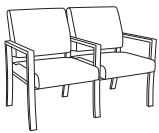
MODEL / DESCRIPTION / LIST PRICING



3106 2-Seat Lounge COM Yardage: 3.5 Yds.

COM	GR1	GR2	GR3	GR4	GR5	GR6	GR7	GR8	GR9	GR10	LEA
\$2017	\$2158	\$2223	\$2289	\$2358	\$2476	\$2600	\$2730	\$2866	\$3009	\$3160	\$3832

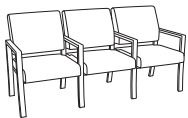
COM Yardage (Optional two fabrics): Backs: 2. Yds / Seats: 1.5 Yds



3108 2-Seat Lounge w/Dividing Arms COM Yardage: 3.5 Yds.

COM	GR1	GR2	GR3	GR4	GR5	GR6	GR7	GR8	GR9	GR10	LEA
\$2106	\$2253	\$2344	\$2437	\$2535	\$2636	\$2742	\$2851	\$2965	\$3084	\$3207	\$3791

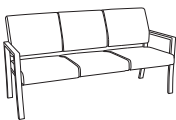
COM Yardage (Optional two fabrics): Backs: 2 Yds / Seats: 1.5 Yds



3110 3-Seat Lounge w/Dividing Arms COM Yardage: 5.25 Yds.

COM	GR1	GR2	GR3	GR4	GR5	GR6	GR7	GR8	GR9	GR10	LEA
\$3189	\$3412	\$3549	\$3691	\$3838	\$3992	\$4151	\$4318	\$4490	\$4670	\$4857	\$5740

COM Yardage (Optional two fabrics): Backs: 2.75 Yds / Seats: 2.5 Yds



3111 3-Seat Lounge COM Yardage: 5.25 Yds.

COM	GR1	GR2	GR3	GR4	GR5	GR6	GR7	GR8	GR9	GR10	LEA
\$3039	\$3252	\$3382	\$3517	\$3658	\$3804	\$3956	\$4114	\$4279	\$4450	\$4628	\$5470

COM Yardage (Optional two fabrics): Backs: 2.75 Yds / Seats: 2.5 Yds

OPTIONS

Add upcharge to list price and code to model number

FR	CA133 Fire Retardant per yard	\$90/yd
MB	Moisture Barrier on seat	\$125
VMAC2	Polyurethane Arm Caps - Black	\$48 each
VMAC3	Polyurethane Arm Caps - Charcoal	\$48 each
VMAC4	Solid Surface Arm Caps - White	\$108 each

VMAC5	Solid Surface Arm Caps - Brown	\$108 each
VMAC6	Solid Wood Arm Caps	\$88 each
FM	Floor Mount	\$98 per unit
2FO	2 Fabric Option	-



VENTURA WOOD COLLECTION

Ventura Wood offers stylish upholstered guest seating and is an environmentally preferred product



VENTURA ARM CHAIR
FEATURING WALL SAVER DESIGN



VENTURA THREE-SEAT LOUNGE WITH DIVIDING ARMS

ORDERING INFORMATION

To Order Please Specify:

- 1) Series Name
- 2) Model Number
- 3) Quantity
- 4) Wood Stain Finish Color
- 5) Polyurethane Arm Cap Black or Charcoal
- 6) Fabric Grade & Number
- 7) Optional Items

VENTURA WOOD GENERAL SPECIFICATIONS

Frame Construction

All hardwood with built-in wall saver design.

Back

Tongue & groove hardwood construction. Webbing installed and high-resiliency foam bonded to wood frame. Concealed back attachment to frame.

Seat

No-sag spring installed. Helicoil springs attached to springs and high resiliency foam is bonded to wood frame.

Underseat

Steel welded frame with machine screwed attached to wood frame. Tested for **650 lbs per single seat.**

Upholstery

High resiliency foam is being used. Adjustable glides optional.

COLORS / FINISHES

Wood Stain Finish Colors:

All transparent wood stain colors available.

OPTIONS

- CODE: FR - CA133 Fire Retardant.
- CODE: MB - Moisture Barrier.
- CODE: 2FO - Two Fabric Option. When seat and base are upholstered in 2 different fabrics of your choice.
- CODE: VWAC6 - Wood Arm Cap.
- CODE: AG - Adjustable Glides (set of 4)
- CODE: UPA, Fully Upholstered Panel Arms

Series Note:

For more Ventura models - see Benches and Occasional Tables.

Standard Arm Caps



BLACK POLYURETHANE ARM CAP



CHARCOAL POLYURETHANE ARM CAP

Optional Arm Caps



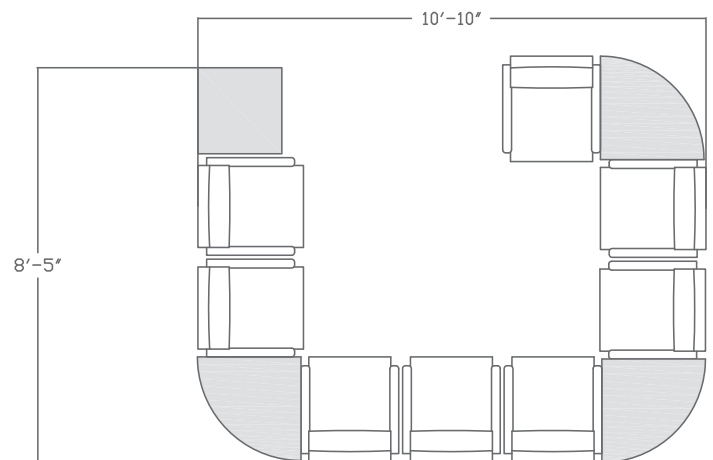
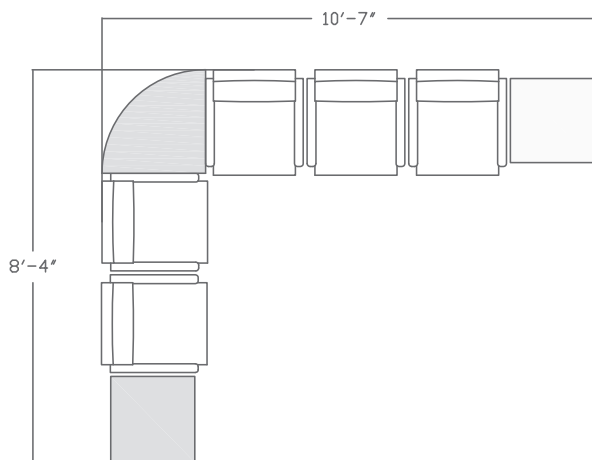
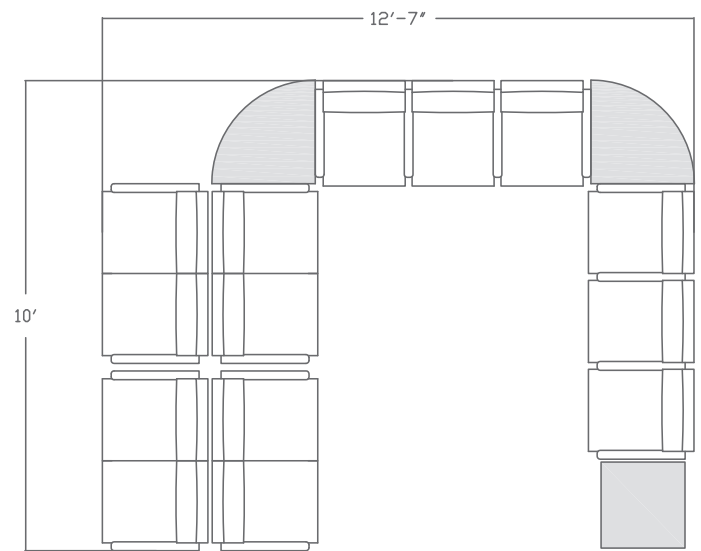
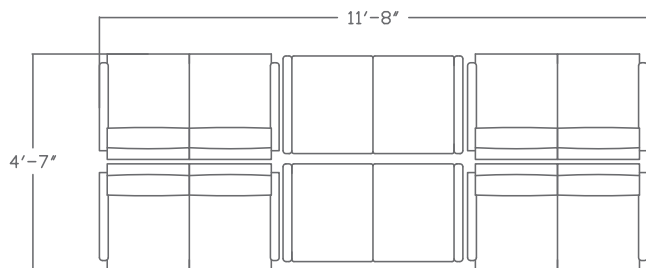
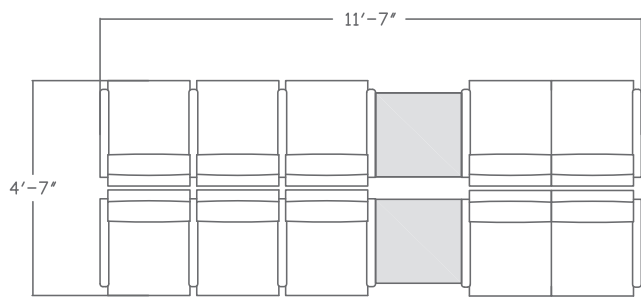
WOOD ARM CAP / 16 FINISHES – VWAC6

Upholstered Panel Arms





CONFIGURATIONS USING ONLINE TABLES AVAILABLE



CAD Design and Engineering services per your specifications are available to customers requesting this service.

Please provide exact room dimensions, desired configuration and seating requirements and fax your order to

ERG Customer Service: 1-805-981-9878 or call toll free: 1-800-446-1186

DIMENSIONS	Arm Chair	Bariatric Chair	Patient Back Chair
Seat Width:	21"	30"	21"
Seat Depth:	19"	19"	19"
Seat Height:	17.5"	17.5"	17.5"
Back Height:	35"	35"	45"
Arm Height:	25.5"	25.5"	25.5"
Overall Width:	26"	35"	26"
Overall Depth:	25"	25"	25"
Qty./Wt. per carton:	1 ea./36 lbs.	1 ea./47 lbs.	1 ea./53 lbs.



VENTURA BARIATRIC WITH
OPTIONAL ARM CAPS

MODEL / DESCRIPTION / LIST PRICING



3021 Wood Arm Chair

COM Yardage: 2.25 Yds. Seat 1 Yds. / Back 1.25 Yds.

COM	GR1	GR2	GR3	GR4	GR5	GR6	GR7	GR8	GR9	GR10	LEA
\$868	\$929	\$966	\$1005	\$1045	\$1087	\$1130	\$1175	\$1222	\$1271	\$1322	\$1562



3024 Wood Patient Back Arm Chair

COM Yardage: 2.5 Yds. Seat 1 Yds. / Back 1.5 Yds.

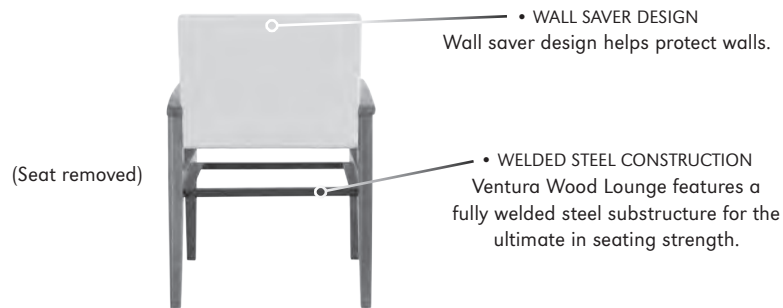
COM	GR1	GR2	GR3	GR4	GR5	GR6	GR7	GR8	GR9	GR10	LEA
\$998	\$1068	\$1111	\$1155	\$1201	\$1249	\$1299	\$1351	\$1405	\$1461	\$1520	\$1796



3021BAR Wood Bariatric

COM Yardage: 2.75 Yds. Seat 1.25 Yds. / Back 1.5 Yds.

COM	GR1	GR2	GR3	GR4	GR5	GR6	GR7	GR8	GR9	GR10	LEA
\$1252	\$1340	\$1393	\$1449	\$1507	\$1567	\$1630	\$1695	\$1763	\$1833	\$1907	\$2254



OPTIONS

Add upcharge to list price and code to model number

AG	Adjustable Glide (set of 4)	\$38
FR	CA133 Fire Retardant per yard	\$90/yd
MB	Moisture Barrier on seat	\$125
2FO	Two Fabric Option	-

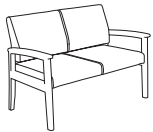
VWAC2	Polyurethane Arm Caps - Black	-
VWAC3	Polyurethane Arm Caps - Charcoal	-
VWAC6	Solid Wood Arm Caps	\$88 each
UPA	Fully Upholstered Panel Arms	\$445

DIMENSIONS	Two Seat Lounge	Two Seat Center Arm	Three Seat Lounge
Seat Width:	21"	21"	21"
Seat Depth:	19"	19"	19"
Seat Height:	17.5"	17.5"	17.5"
Back Height:	35"	35"	35"
Arm Height:	25.5"	25.5"	25.5"
Overall Width:	46"	48"	70.5"
Overall Depth:	28"	28"	28"
Qty./Wt. per carton:	1 ea./60 lbs.	1 ea./62 lbs.	1 ea./93 lbs.



VENTURA TWO-SEAT LOUNGE

MODEL / DESCRIPTION / LIST PRICING

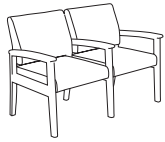


3022 Wood Two-Seat Lounge

COM Yardage: 3.5 Yds.

COM	GR1	GR2	GR3	GR4	GR5	GR6	GR7	GR8	GR9	GR10	LEA
\$1590	\$1701	\$1769	\$1840	\$1914	\$1990	\$2070	\$2153	\$2239	\$2328	\$2421	\$2862

COM Yardage (Optional two fabrics): Back: 2 Yds / Seat: 1.5 Yds

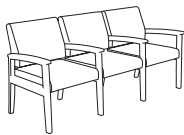


3023 Wood Two-Seat Lounge with Dividing Arm

COM Yardage: 3.5 Yds.

COM	GR1	GR2	GR3	GR4	GR5	GR6	GR7	GR8	GR9	GR10	LEA
\$1695	\$1814	\$1886	\$1962	\$2040	\$2122	\$2207	\$2295	\$2387	\$2482	\$2581	\$3051

COM Yardage (Optional two fabrics): Back: 2 Yds / Seat: 1.5 Yds

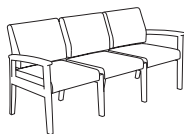


3025 Wood Three-Seat Lounge with Dividing Arms

COM Yardage: 5.25 Yds.

COM	GR1	GR2	GR3	GR4	GR5	GR6	GR7	GR8	GR9	GR10	LEA
\$2490	\$2664	\$2771	\$2882	\$2997	\$3117	\$3242	\$3371	\$3506	\$3646	\$3792	\$4482

COM Yardage (Optional two fabrics): Back: 2.75 Yds / Seat: 2.5 Yds



3026 Wood Three-Seat Lounge

COM Yardage: 5.25 Yds.

COM	GR1	GR2	GR3	GR4	GR5	GR6	GR7	GR8	GR9	GR10	LEA
\$2890	\$3092	\$3216	\$3345	\$3478	\$3618	\$3762	\$3913	\$4069	\$4232	\$4401	\$5202

COM Yardage (Optional two fabrics): Back: 2.75 Yds / Seat: 2.5 Yds

OPTIONS

Add upcharge to list price and code to model number

AG	Adjustable Glide (set of 4)	\$38
FR	CA133 Fire Retardant per yard	\$90/yd
MB	Moisture Barrier on seat	\$125
2FO	Two Fabric Option	-

VWAC2	Polyurethane Arm Caps - Black	N/C
VWAC3	Polyurethane Arm Caps - Charcoal	N/C
VWAC6	Wood Arm Caps	\$88 each
UPA	Fully Upholstered Panel Arms	\$445



WESTLAKE METAL COLLECTION

Westlake Metal offers stylish upholstered guest seating and is an environmentally preferred product.



WESTLAKE METAL ARM CHAIR



WESTLAKE METAL THREE-SEAT LOUNGE

ORDERING INFORMATION

To Order Please Specify:

- | | |
|------------------------------------|--|
| 1) Series Name | 6) Wood Stain Color / Color for Armcap |
| 2) Model Number | 7) Fabric Grade & Number |
| 3) Quantity | 8) Optional Items |
| 4) Powder Coat Color | 9) Select Tabletop |
| 5) Poly Arm Cap, Black or Charcoal | |

WESTLAKE LOUNGE GENERAL SPECIFICATIONS

Steel Frame Construction

- Built-in wall saver design.
- 1-1/4" round steel tubing, welded to steel apron.

Back

- Tongue & groove hardwood construction
- High-resiliency foam wrapped over frame

Seat

- Large webbing stretched over hardwood frame
- High resiliency foam applied and bonded

Underseat

- Steel welded frame, welded to steel apron
- Tested for **600 lbs per single seat**

Upholstery

- High resiliency foam is being used throughout
- Adjustable glides installed

COLORS / FINISHES

Metal Finish Colors:

Standard powder coat colors available.

Arm Caps:

- Westlake Metal Lounge comes with standard black or charcoal polyurethane arm caps.
- Stained wood arm caps are optional.

OPTIONS

- CODE: FR - CA133 Fire Retardant.
- CODE: MB - Moisture Barrier.
- CODE: 2FO - Two Fabric Option.
- CODE: WAC - Arm Caps, Solid Wood.

• WALL SAVER DESIGN
Wall saver design helps protect walls.

• SLIM PROFILE BACK
Slim profile back fits in tighter areas, ideal for waiting rooms...

• WELDED STEEL CONSTRUCTION
Features a fully welded steel substructure for the ultimate in seating strength.





Westlake Metal 2 seat and 3 seat with online tables and occasional table

ARM OPTIONS

STANDARD

POLYURETHANE ARM CAPS



black standard arm cap

POLYURETHANE ARM CAPS



charcoal standard arm cap

OPTIONAL

WOOD ARM CAPS



wood stained arm cap

TWO FABRIC UPHOLSTERY



DIMENSIONS	Arm Chair	Two-Seat Lounge	Two-Seat Center Arm	Three-Seat Lounge
Seat Width:	19.5"	39"	19.5" x 2	19.5" x 3
Seat Depth:	18.5"	18.5"	18.5"	18.5"
Seat Height:	18"	18"	18"	18"
Back Height:	33"	33"	33"	33"
Arm Height:	25.5"	25.5"	25.5"	25.5"
Overall Width:	23"	42.5"	44"	65.5"
Overall Depth:	25.5"	25.5"	25.5"	25.5"
Qty./Wt. per carton:	1 ea./42 lbs.	1 ea./68 lbs.	1 ea./73 lbs.	1 ea./110 lbs.



ARM CHAIR
UPHOLSTERED INSERTS

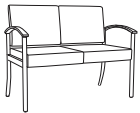
MODEL / DESCRIPTION / LIST PRICING



7800 Arm Chair

COM Yardage: Seat 1 Yds. / Back 1.25 Yds.

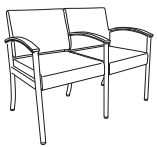
COM	GR1	GR2	GR3	GR4	GR5	GR6	GR7	GR8	GR9	GR10	LEA
\$862	\$923	\$959	\$998	\$1038	\$1079	\$1122	\$1167	\$1214	\$1263	\$1313	\$1552



7805 Two Seat Lounge

COM Yardage: Seat 2.5 Yds. / Back 2.5 Yds.

COM	GR1	GR2	GR3	GR4	GR5	GR6	GR7	GR8	GR9	GR10	LEA
\$1537	\$1645	\$1711	\$1779	\$1850	\$1924	\$2001	\$2081	\$2164	\$2251	\$2341	\$2767



7807 Two-Seat Lounge / Center Arm

COM Yardage: Seat 2.5 Yds. / Back 2.5 Yds.

COM	GR1	GR2	GR3	GR4	GR5	GR6	GR7	GR8	GR9	GR10	LEA
\$1641	\$1756	\$1826	\$1899	\$1975	\$2054	\$2136	\$2222	\$2311	\$2403	\$2499	\$2954



7810 Three-Seat Lounge / Center Arms

COM Yardage: Seat 3.75 Yds. / Back 3.75 Yds.

COM	GR1	GR2	GR3	GR4	GR5	GR6	GR7	GR8	GR9	GR10	LEA
\$2241	\$2398	\$2494	\$2594	\$2698	\$2805	\$2918	\$3034	\$3156	\$3282	\$3413	\$4034

OPTIONS

Add upcharge to list price and code to model number

FR	CA133 Fire Retardant per yard	\$90/yd
MB	Moisture Barrier on seat	\$125

2FO	Two Fabric Option	-
WAC	Arm Caps, Solid Wood	\$88 each

DIMENSIONS	Bariatric Chair	Patient Chair	Hip Chair
Seat Width:	30"	19.5"	19.5"
Seat Depth:	18.5"	18.5"	18.5"
Seat Height:	18"	18"	24"
Back Height:	33"	43"	38"
Arm Height:	25.5"	25.5"	31"
Overall Width:	33.5"	23"	23"
Overall Depth:	25"	25"	25"
Qty./Wt. per carton:	1 ea./53 lbs.	1 ea./ 95 lbs	1 ea./ 95 lbs



PATIENT BACK CHAIR



BARIATRIC CHAIR



HIP CHAIR

MODEL / DESCRIPTION / LIST PRICING



7812 Patient Back Chair

COM Yardage: Seat 1 Yds. / Back 1.75 Yds.

COM	GR1	GR2	GR3	GR4	GR5	GR6	GR7	GR8	GR9	GR10	LEA
\$1073	\$1148	\$1194	\$1242	\$1292	\$1343	\$1397	\$1453	\$1511	\$1572	\$1635	\$1932



7815 Bariatric

COM Yardage: Seat 1.25 Yds. / Back 1.5 Yds.

COM	GR1	GR2	GR3	GR4	GR5	GR6	GR7	GR8	GR9	GR10	LEA
\$1219	\$1304	\$1356	\$1411	\$1467	\$1526	\$1587	\$1650	\$1716	\$1785	\$1856	\$2194



7818 Hip Chair

COM Yardage: Seat 1 Yds. / Back 1.25 Yds.

COM	GR1	GR2	GR3	GR4	GR5	GR6	GR7	GR8	GR9	GR10	LEA
\$1454	\$1556	\$1618	\$1683	\$1750	\$1820	\$1893	\$1968	\$2047	\$2129	\$2214	\$2617

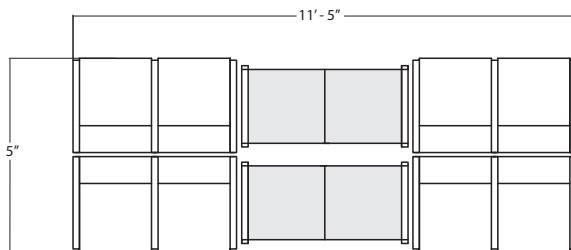
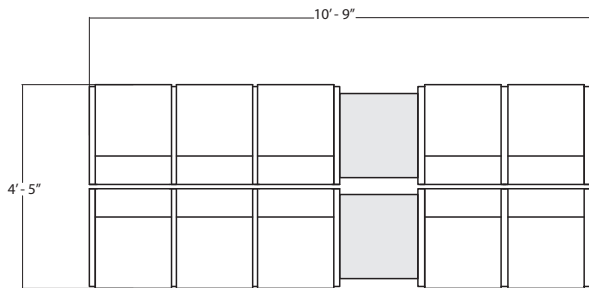
OPTIONS

Add upcharge to list price and code to model number

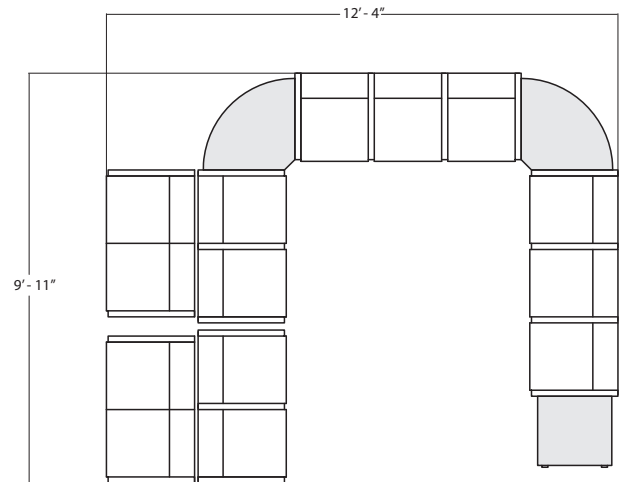
FR	CA133 Fire Retardant per yard	\$90/yd	2FO	Two Fabric Option	-
MB	Moisture Barrier on seat	\$125	WAC	Arm Caps, Solid Wood	\$88 each



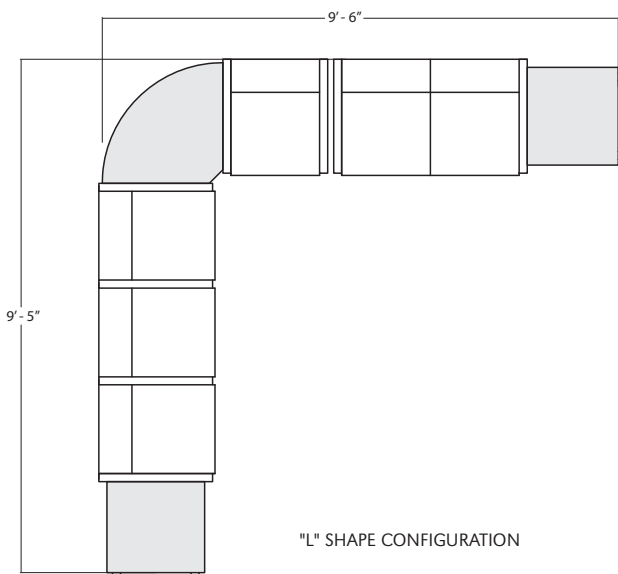
CONFIGURATIONS USING ONLINE TABLES AVAILABLE



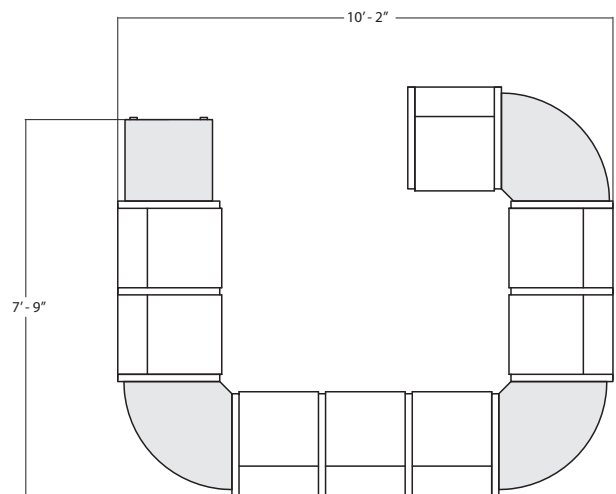
BACK-TO-BACK CONFIGURATION



"U" SHAPE CONFIGURATION



"L" SHAPE CONFIGURATION



"U" SHAPE CONFIGURATION 2

CAD Design and Engineering services per your specifications are available to customers requesting this service.
Please provide exact room dimensions, desired configuration and seating requirements and fax your order to
ERG Customer Service: 1-805-981-9878 or call toll free: 1-800-446-1186



WESTLAKE WOOD COLLECTION

Westlake offers stylish upholstered guest seating and is an environmentally preferred product. Available in single and multiple seating configurations, as well as add-on units.



WESTLAKE 2 SEAT LOUNGE / ARM CAPS



WESTLAKE THREE-SEAT LOUNGE



WESTLAKE BARIATRIC

ORDERING INFORMATION

To Order Please Specify:

- | | |
|----------------------------|---|
| 1) Series Name | 6) Edge Selection & Color |
| 2) Model Number | 7) Fabric Grade & Number |
| 3) Quantity | 8) Metal or wood apron colors for round & square tables |
| 4) Wood Stain Finish Color | 9) Optional Items |
| 5) Select Table Top | |

WESTLAKE LOUNGE GENERAL SPECIFICATIONS

Frame Construction

All hardwood frame with built-in wall saver design.

Back

Tongue & groove hardwood construction. High-resiliency foam wrapped over frame.

Seat

Large webbing stretched over hardwood frame. High resiliency foam applied and bonded.

Underseat

Steel welded frame with machine screwed attached to wood frame. Tested for **525 lbs per single seat**.

Upholstery

High resiliency foam is being used throughout. Adjustable glides optional.

WESTLAKE TABLE GENERAL SPECIFICATIONS

Table Tops

Laminate or solid surface table tops are .75" overall thickness. Acrylic table tops are 1" overall thickness. ERG offers over 1000 standard laminate choices from Nevamar, Wilsonart, Formica and Pionite. Wood veneer may be stained in transparent wood stain colors. Solid Surface top tables quoted upon request.

Frame

Frame and Legs are constructed of Beech, available in standard transparent wood stain colors. 2" metal or wood apron only on round and square tables.

Glides

Metal self leveling glides are factory installed.

COLORS / FINISHES

Wood Stain Finish Colors:

All transparent wood stain colors available.

Metal Finish Colors:

All metal Finishes for table apron available.

OPTIONS

- CODE: FR - CA133 Fire Retardant.
- CODE: MB - Moisture Barrier.
- CODE: 2FO - Two Fabric Option.
- CODE: PAC - Poly Arm Caps, Black or Charcoal.
- CODE: AG - Adjustable Glides (set of 4)

CHAIR FEATURES

• **WALL SAVER DESIGN**
Wall saver design helps protect walls & upholstery

• **SLIM PROFILE BACK**
Slim profile back fits in tighter areas, ideal for waiting rooms...



• **WELDED STEEL CONSTRUCTION**
Features a fully welded steel substructure for the ultimate in seating strength.



Westlake Wood Arm Chair installation with tapered top coffee table with curved legs and two seat bench with on-line lowered center table

ARM OPTIONS

STANDARD

WOOD ARM CAPS



standard arm cap

OPTIONAL

POLYURETHANE ARM CAPS



black

POLYURETHANE ARM CAPS



charcoal

UPHOLSTERED PANEL ARMS



chair



bench

TWO FABRIC UPHOLSTERY



chair

DIMENSIONS	Arm Chair / Open Arms	Patient Back Chair
Seat Width:	19.5"	19.5"
Seat Depth:	18.5"	18.5"
Seat Height:	18"	18"
Back Height:	33"	43"
Arm Height:	25"	25"
Overall Width:	23"	23"
Overall Depth:	25"	25"
Qty./Wt. per carton:	1 ea./38 lbs.	1 ea./ 50 lbs



PATIENT BACK



ARM CHAIR
UPHOLSTERED INSERTS

MODEL / DESCRIPTION / LIST PRICING



7200 Arm Chair / Open Arms

COM Yardage: Seat 1 Yds. / Back 1.25 Yds.

COM	GR1	GR2	GR3	GR4	GR5	GR6	GR7	GR8	GR9	GR10	LEA
\$830	\$888	\$924	\$960	\$999	\$1039	\$1080	\$1124	\$1169	\$1215	\$1264	\$1494



7201 Arm Chair / Upholstered Panel Arms

COM Yardage: Seat/Panels 1.75 Yds. / Back 1.25 Yds.

COM	GR1	GR2	GR3	GR4	GR5	GR6	GR7	GR8	GR9	GR10	LEA
\$994	\$1064	\$1106	\$1151	\$1197	\$1245	\$1294	\$1346	\$1400	\$1456	\$1514	\$1790



7204 Patient Back Chair

COM Yardage: Seat 1 Yds. / Back 1.75 Yds.

COM	GR1	GR2	GR3	GR4	GR5	GR6	GR7	GR8	GR9	GR10	LEA
\$1012	\$1083	\$1126	\$1171	\$1218	\$1267	\$1317	\$1370	\$1425	\$1482	\$1541	\$1821



7203 Patient Back Chair / Upholstered Panel Arms

COM Yardage: Seat/Panels 1.75 Yds. / Back 1.75 Yds.

COM	GR1	GR2	GR3	GR4	GR5	GR6	GR7	GR8	GR9	GR10	LEA
\$1176	\$1259	\$1309	\$1361	\$1416	\$1472	\$1531	\$1593	\$1656	\$1722	\$1791	\$2117

OPTIONS

Add upcharge to list price and code to model number

FR	CA133 Fire Retardant per yard	\$90/yd
MB	Moisture Barrier on seat	\$125
AG	Adjustable Glide (set of 4)	\$38

2FO	Two Fabric Option	-
PAC	Poly Arm Caps, Black or Charcoal	\$48 each

DIMENSIONS	Two-Seat Lounge	Two-Seat Lounge Center Arm
Seat Width:	39"	39"
Seat Depth:	18.5"	18.5"
Seat Height:	18"	18"
Back Height:	33"	33"
Arm Height:	25.5"	25.5"
Overall Width:	44.25"	44.25"
Overall Depth:	24.5"	24.5"
Qty./Wt. per carton:	1 ea./ 58 lbs	1 ea./ 58 lbs

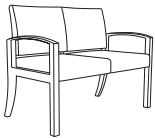


WESTLAKE TWO SEAT UPHOLSTERED PANELS



WESTLAKE TWO SEAT LOUNGE

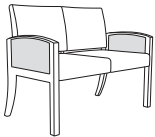
MODEL / DESCRIPTION / LIST PRICING



7202 Two Seat Lounge

COM Yardage: Seat 2 Yds. / Back 2.5 Yds.

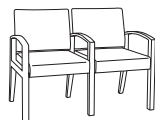
COM	GR1	GR2	GR3	GR4	GR5	GR6	GR7	GR8	GR9	GR10	LEA
\$1454	\$1556	\$1618	\$1683	\$1750	\$1820	\$1893	\$1968	\$2047	\$2129	\$2214	\$2617



7206 Two Seat Lounge / Uph Panel Arms

COM Yardage: Seat/Panels 2.75 Yds. / Back 2.5 Yds.

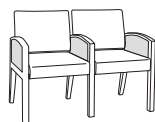
COM	GR1	GR2	GR3	GR4	GR5	GR6	GR7	GR8	GR9	GR10	LEA
\$1618	\$1732	\$1801	\$1873	\$1948	\$2026	\$2107	\$2191	\$2279	\$2370	\$2464	\$2913



7205 Two-Seat Lounge / Center Arm

COM Yardage: Seat 1.5 Yds. / Back 1.5 Yds.

COM	GR1	GR2	GR3	GR4	GR5	GR6	GR7	GR8	GR9	GR10	LEA
\$1584	\$1695	\$1763	\$1833	\$1906	\$1983	\$2062	\$2144	\$2230	\$2319	\$2412	\$2851



7207 Two-Seat Lounge / Center Arm / Uph Panel Arms

COM Yardage: Seat/Panels 3.25 Yds. / Back 2.5 Yds.

COM	GR1	GR2	GR3	GR4	GR5	GR6	GR7	GR8	GR9	GR10	LEA
\$1830	\$1959	\$2037	\$2118	\$2203	\$2291	\$2383	\$2478	\$2577	\$2680	\$2788	\$3295

OPTIONS

Add upcharge to list price and code to model number

FR	CA133 Fire Retardant per yard	\$90/yd
MB	Moisture Barrier on seat	\$125
AG	Adjustable Glide (set of 4)	\$38

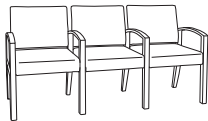
2FO	Two Fabric Option	-
PAC	Poly Arm Caps, Black or Charcoal	\$48 each

DIMENSIONS	Three-Seat Lounge / Center Arm	Bariatric
Seat Width:	55"	30"
Seat Depth:	18.5"	18.5"
Seat Height:	18"	18"
Back Height:	33"	33"
Arm Height:	25.5"	25.5"
Overall Width:	65.5"	33.5"
Overall Depth:	24.5"	24.5"
Qty./Wt. per carton:	1 ea./ 95 lbs	1 ea./ 44 lbs

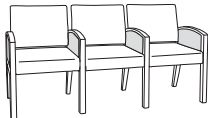


WESTLAKE THREE SEAT

MODEL / DESCRIPTION / LIST PRICING



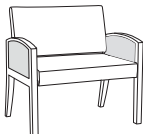
7210	Three-Seat Lounge / Center Arms / Open Arms											COM Yardage: Seat 2 Yds. / Back 2.5 Yds.
COM	GR1	GR2	GR3	GR4	GR5	GR6	GR7	GR8	GR9	GR10	LEA	
\$2159	\$2310	\$2403	\$2499	\$2599	\$2703	\$2811	\$2923	\$3040	\$3162	\$3288	\$3886	



7211	Three-Seat Lounge / Center Arm / Uph Panel Arms											COM Yardage: Seat/Panel 4.5 Yds. / Back 3.75 Yds.
COM	GR1	GR2	GR3	GR4	GR5	GR6	GR7	GR8	GR9	GR10	LEA	
\$2488	\$2662	\$2768	\$2879	\$2994	\$3114	\$3239	\$3368	\$3503	\$3643	\$3789	\$4478	



7215	Bariatric / Open Arms											COM Yardage: Seat 1.25 Yds. / Back 1.5 Yds.
COM	GR1	GR2	GR3	GR4	GR5	GR6	GR7	GR8	GR9	GR10	LEA	
\$1100	\$1177	\$1224	\$1273	\$1324	\$1377	\$1432	\$1490	\$1549	\$1611	\$1676	\$1981	



7216	Bariatric / Uph Panel Arms											COM Yardage: Seat/Panel 2 Yds. / Back 1.5 Yds.
COM	GR1	GR2	GR3	GR4	GR5	GR6	GR7	GR8	GR9	GR10	LEA	
\$1265	\$1353	\$1407	\$1464	\$1522	\$1583	\$1646	\$1712	\$1781	\$1852	\$1926	\$2276	

OPTIONS

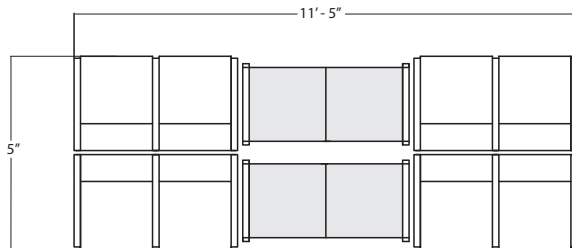
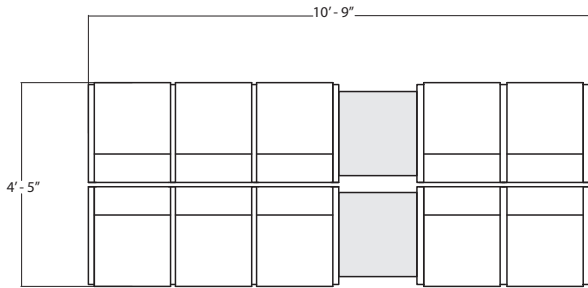
Add upcharge to list price and code to model number

FR	CA133 Fire Retardant per yard	\$90/yd
MB	Moisture Barrier on seat	\$125
AG	Adjustable Glide (set of 4)	\$38

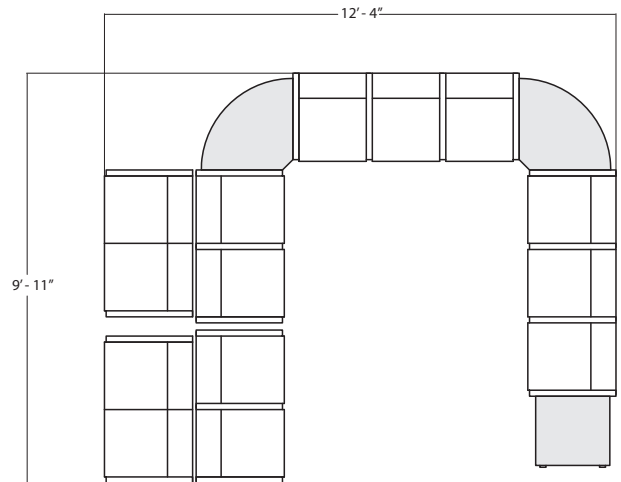
2FO	Two Fabric Option	-
PAC	Poly Arm Caps, Black or Charcoal	\$48 each



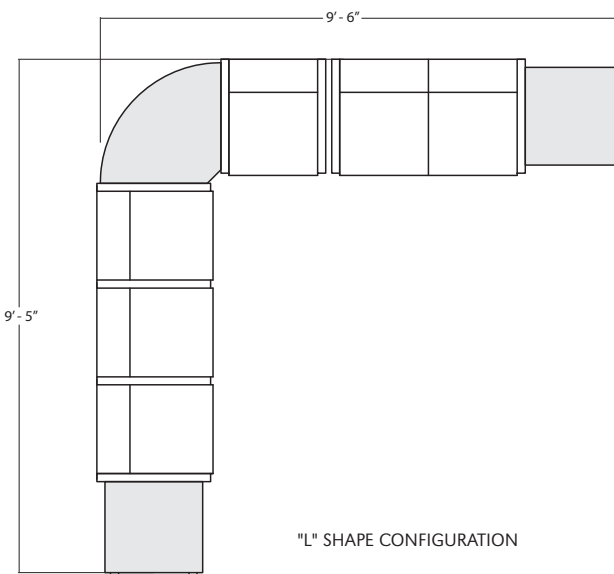
CONFIGURATIONS USING ONLINE TABLES AVAILABLE



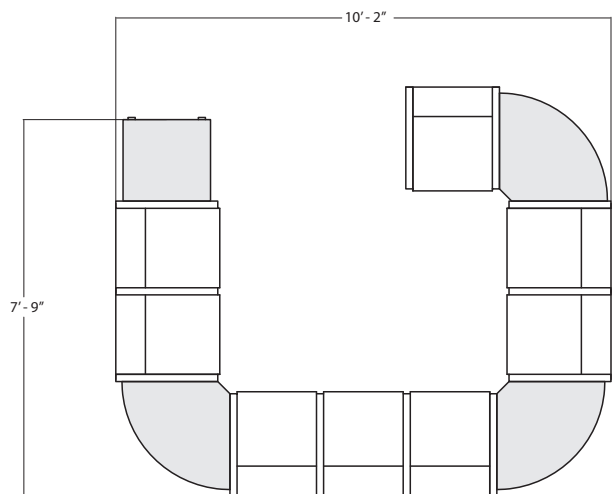
BACK-TO-BACK CONFIGURATION



"U" SHAPE CONFIGURATION



"L" SHAPE CONFIGURATION



"U" SHAPE CONFIGURATION 2

CAD Design and Engineering services per your specifications are available to customers requesting this service.
Please provide exact room dimensions, desired configuration and seating requirements and fax your order to
ERG Customer Service: 1-805-981-9878 or call toll free: 1-800-446-1186



WOBURN COLLECTION

Woburn offers stylish upholstered guest seating and is an environmentally preferred product. Available in single and multiple seating configurations, as well as add-on units.



WOBURN ADD-ON CHAIR



WOBURN THREE-SEAT LOUNGE

ORDERING INFORMATION

To Order Please Specify:

- | | |
|-----------------|----------------------------|
| 1) Series Name | 4) Wood Stain Finish Color |
| 2) Model Number | 5) Fabric Grade & Number |
| 3) Quantity | 6) Optional Items |

WOBURN LOUNGE GENERAL SPECIFICATIONS

Frame Construction

The frame is made of 100% solid hardwood with tongue & groove construction, stapled and reinforced with welded steel frame seating support. Wall-saver design is built-in to protect walls.

Upholstery

Seat is made with large expandable webbing sheet that is fully wrapped in 2" high resiliency block foam and top is covered in special bonded polyester Dacron fiber to protect the final upholstery. For upholstery options choose from fabric, vinyl, crypton, leather or approved COM.

Back is 100% hardwood frame again fully wrapped in 2" high resiliency block foam and top is covered in special bonded polyester Dacron fiber to protect the final upholstery. ERG uses only water based glues and adhesives in our upholstery process.

Glides

All frames come with factory installed self leveling steel glides.

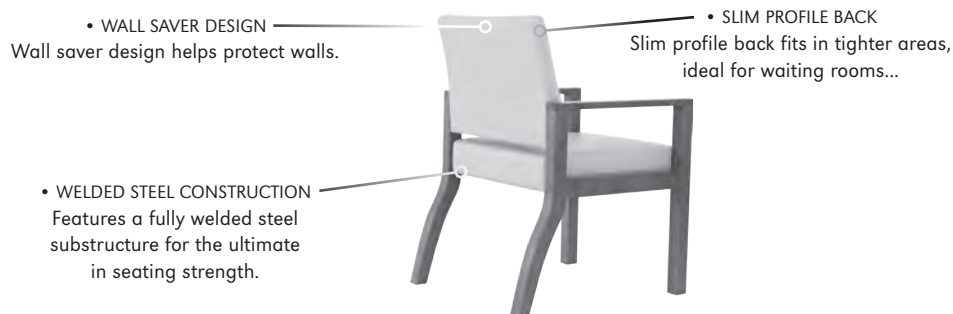
COLORS / FINISHES

Wood Stain Finish Colors:

All transparent wood stain colors available.

OPTIONS

- CODE: FR - CA133 Fire Retardant.
- CODE: MB - Moisture Barrier.
- CODE: 2FO - Two Fabric Option.
- CODE: PAC - Poly Arm Caps, Black or Charcoal.



DIMENSIONS	Arm Chair	Bariatric Chair	Two-Seat Lounge	Three-Seat Lounge	Add-on Chair	Add-on Bariatric Chair
Seat Width:	19.5"	30"	19.5"	19.5"	19.5"	30"
Seat Depth:	18.25"	18.25"	18.25"	18.25"	18.25"	18.25"
Seat Height:	18.5"	18.5"	18.5"	18.5"	18.5"	18.5"
Back Height:	33"	33"	33"	33"	33"	33"
Arm Height:	23.75"	23.75"	23.75"	23.75"	23.75"	23.75"
Overall Width:	23"	33.5"	44.25"	66"	23"	31.75"
Overall Depth:	25"	25"	25"	25"	25"	25"
Qty./Wt. per carton:	1 ea./ 38 lbs	1 ea./ 44 lbs	1 ea./ 58 lbs	1 ea./ 95 lbs	1 ea./ 30 lbs	1 ea./ 40 lbs



WOBURN BARIATRIC


MODEL / DESCRIPTION / LIST PRICING



7100 Arm Chair

COM Yardage: Seat 1 Yds. / Back 1.25 Yds.


COM	GR1	GR2	GR3	GR4	GR5	GR6	GR7	GR8	GR9	GR10	LEA
\$779	\$834	\$867	\$902	\$938	\$975	\$1014	\$1055	\$1097	\$1141	\$1186	\$1402



7105 Two-Seat Lounge

COM Yardage: Seat 1.5 Yds. / Back 1.5 Yds.

COM	GR1	GR2	GR3	GR4	GR5	GR6	GR7	GR8	GR9	GR10	LEA
\$1402	\$1500	\$1560	\$1623	\$1688	\$1755	\$1825	\$1898	\$1974	\$2053	\$2135	\$2524



7110 Three-Seat Lounge

COM Yardage: Seat 2 Yds. / Back 2.5 Yds.

COM	GR1	GR2	GR3	GR4	GR5	GR6	GR7	GR8	GR9	GR10	LEA
\$2025	\$2167	\$2254	\$2344	\$2438	\$2535	\$2637	\$2742	\$2852	\$2966	\$3085	\$3646



7115 Bariatric Chair

COM Yardage: Seat 1.25 Yds. / Back 1.5 Yds.

COM	GR1	GR2	GR3	GR4	GR5	GR6	GR7	GR8	GR9	GR10	LEA
\$1030	\$1102	\$1146	\$1192	\$1240	\$1289	\$1341	\$1395	\$1450	\$1508	\$1569	\$1854



7120 Add-on Arm Chair

COM Yardage: Seat 1 Yds. / Back 1.25 Yds.

COM	GR1	GR2	GR3	GR4	GR5	GR6	GR7	GR8	GR9	GR10	LEA
\$674	\$721	\$750	\$780	\$811	\$844	\$877	\$913	\$949	\$987	\$1026	\$1213



7125 Add-on Bariatric Chair

COM Yardage: Seat 1.25 Yds. / Back 1.5 Yds.

COM	GR1	GR2	GR3	GR4	GR5	GR6	GR7	GR8	GR9	GR10	LEA
\$905	\$968	\$1007	\$1047	\$1089	\$1133	\$1178	\$1225	\$1274	\$1325	\$1378	\$1629

OPTIONS

Add upcharge to list price and code to model number

FR	CA133 Fire Retardant per yard	\$90/yd
MB	Moisture Barrier on seat	\$125

2FO	Two Fabric Option	-
PAC	Poly Arm Caps, Black or Charcoal	\$48 each

Let ERG International help you in the decision making!

We gladly provide seating for:

- Reception Areas
- Nursing Stations
- Laboratories
- Offices
- Board Rooms
- Task Rooms
- Clerical Areas
- Specialty Bar/Counter Heights
- Many More!

Edge 140

Ergomek 141

Libra 144

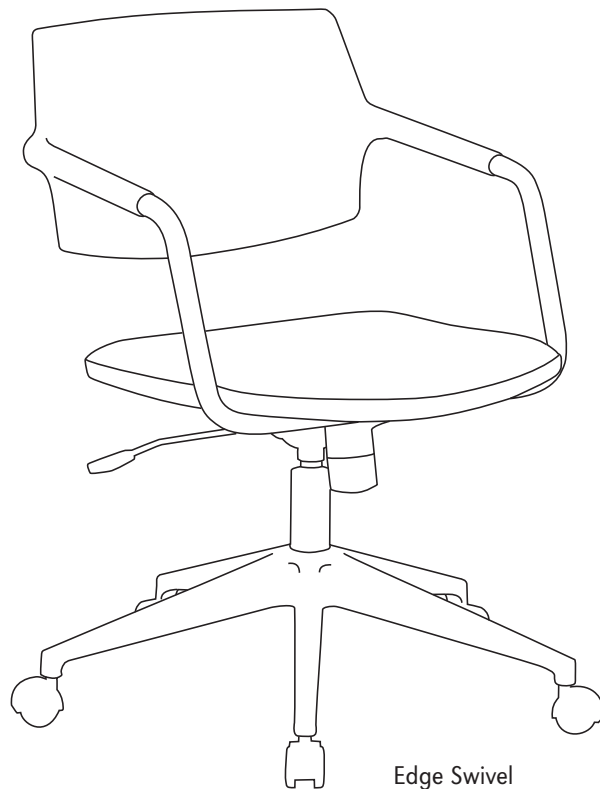
Origami 146

Rewind 148

Samba 153

Sprint 154

Webby 155



Edge Swivel

EDGE SWIVEL CHAIR

Edge swivel chairs have a fully upholstered seat and a flexible polypropylene backrest on a five-star swivel base. The Edge is heavy duty, capable of standing up in the toughest environments.



ORDERING INFORMATION

To Order Please Specify:

- 1) Series Name
- 2) Model Number
- 3) Quantity
- 4) Frame/ Powder Coat Finish
- 5) Polypropylene Back & Arm Color
- 6) Fabric Grade and Number
- 7) Optional Items

EDGE GENERAL SPECIFICATIONS

Upholstery

The Edge seat is fully upholstered. Seat can be upholstered with fabric, crypton, vinyl, leather or approved COM.

Arm Frame

Frame is 1" diameter, 14 gauge steel tubing. All frames are sand blasted and then powder coated for maximum paint adhesion.

Chair Control

- Pneumatic height adjustment.
- Tension adjustment.
- Swivel, tilt and lock.

COLORS / FINISHES

Arm Finish Colors:

Available in three standard powder coat colors: black, white or brushed aluminum.

Arm Cap and Backrest Colors:

- Polypropylene - Black
- Polypropylene - White
- Polypropylene - Dove Gray
- Polypropylene - Fog Gray

Base Finish Colors:

The five-star Swivel base is available in black or optional polished chrome.

OPTIONS

- CODE: FR - CA133 Fire Retardant.
- CODE: PCS - Polished Chrome Aluminum Base and Casters.
- CODE: HK - High Chair Kit - Specify 8" or 10" piston.
- CODE: MB - Moisture Barrier.
- CODE: PCS - Polished Chrome Aluminum Base and Casters.

Series Note:

For more Edge chair models - see multipurpose seating

DIMENSIONS	five-star Swivel
Inside Width:	20"
Seat Depth	18"
Seat Height:	18-23"
Arm Height:	25-30"
Overall Depth:	24"
Overall Width:	24"
Overall Height:	32-37"
Qty./Wt. per carton:	1 ea./ 38 lbs

MODEL / DESCRIPTION / LIST PRICING



5026	five-star Base Swivel Chair (No Polished Chrome)											COM Yardage: 1 Yard
COM	GR1	GR2	GR3	GR4	GR5	GR6	GR7	GR8	GR9	GR10	LEA	
\$644	\$689	\$717	\$745	\$775	\$806	\$838	\$872	\$907	\$943	\$981	\$1159	

OPTIONS

Add upcharge to list price and code to model number

FR	CA133 Fire Retardant per yard.	\$90/yd.
HK	High Chair Kit - Specify 8" or 10" piston	\$105

MB	Moisture Barrier - per seat	\$68
----	-----------------------------	------

ERGOMEK SERIES SWIVEL CHAIRS

The Ergomek Series swivel chair is available in medium and managerial sizes. Medium size chairs are available with adjustable T arms and hi-kits. Managerial chairs are available with loop arms or adjustable loop arms. Outstanding quality and comfort makes the Ergomek a perfect choice for any office environment.



MEDIUM SWIVEL TASK



MANAGERIAL SWIVEL
WITH ADJUSTABLE ARMS

ORDERING INFORMATION

To Order Please Specify:

- | | |
|-----------------|--------------------------|
| 1) Series Name | 4) Fabric Grade & Number |
| 2) Model Number | 5) Optional Items |
| 3) Quantity | |

ERGOMEK GENERAL SPECIFICATIONS

Shell

All Ergomek Series chairs have plastic seat pans and back rest shells in black. Seats and backrests are highly contoured over molded foam.

Upholstery

Seats and backrest can be upholstered in choice of fabric, vinyl, crypton, leather or COM.

Features

Adjustable T-Arms, Loop Arms and Adjustable Loop Arms are made of soft polyurethane in black. Stools have gas cylinders with pneumatic height adjustment. five-star impact resistant plastic base in black or optional polished chrome.

Control Features for Ergomek Task Chairs:

- Pneumatic height adjustment
- Adjustable back height with automatic adjustable ratchet
- Synchronized seat and back tilt-locks into any position

Finish

Black.

Casters

Available with black dual wheel casters.

COLORS / FINISHES

Base Finish Colors:

The five-star Swivel base is available in black or optional polished chrome.

OPTIONS

- CODE: FR - CA133 Fire Retardant.
- CODE: MB - Moisture Barrier.
- CODE: PCS - Polished Chrome Aluminum Base and Casters.
- CODE: GC - Black Glides for 5 star base.
- CODE: HK - High Chair Kit - Specify 8" or 10" piston



SWIVEL CHAIR GLIDES

DIMENSIONS	Swivel Chair	Chair w/Arms
Seat Width:	18.5"	18.5"
Seat Depth:	18"	18"
Seat Height:	18"-23"	18"-23"
Back Height:	38"-43"	38"-43"
Arm Height:	-	24.5"-29.5"
Overall D/W:	24"	24"
Qty./Wt. per carton:	1 ea./30 lbs.	1 ea./35 lbs.



MEDIUM BACK TASK CHAIR
W/ADJUSTABLE ARMS

MODEL / DESCRIPTION / LIST PRICING



1830 Ergomek Medium Back Swivel Task Chair

COM Yardage: 0.75 Yard

COM	GR1	GR2	GR3	GR4	GR5	GR6	GR7	GR8	GR9	GR10	LEA
\$336	\$360	\$374	\$389	\$404	\$421	\$437	\$455	\$473	\$492	\$512	\$605



1831 Ergomek Medium Back Swivel Task Chair - Adjustable Arms

COM Yardage: 0.75 Yard

COM	GR1	GR2	GR3	GR4	GR5	GR6	GR7	GR8	GR9	GR10	LEA
\$410	\$439	\$456	\$474	\$493	\$513	\$534	\$555	\$577	\$600	\$624	\$738

OPTIONS

Add upcharge to list price and code to model number

FR	CA 133 Fire Retardant - per yd.	\$90/yd.
MB	Moisture Barrier - per seat	\$68
PCS	Polished Chrome Aluminum Base and Casters	\$90

GC	Black Glides for 5 star base	\$28
HK	High Chair Kit - Specify 8" or 10" piston	\$105

DIMENSIONS	Swivel Chair	Chair w/Loop Arms	Chair w/Adj. Arms
Seat Width:	19.25"	19.25"	19.25"
Seat Depth:	19"	18"	18"
Seat Height:	18"-23"	18"-23"	18"-23"
Back Height:	38"-43"	38"-43"	38"-43"
Arm Height:	-	24.5"-28.5"	24.25"-30.5"
Overall D/W:	27"	27"	27"
Qty./Wt. per carton:	1 ea./45 lbs.	1 ea./50 lbs.	1 ea./52 lbs.



MANAGERIAL TASK CHAIR
W/LOOP ARMS

MODEL / DESCRIPTION / LIST PRICING



1836 Ergomek Managerial Swivel Task Chair COM Yardage: 1 Yard

COM	GR1	GR2	GR3	GR4	GR5	GR6	GR7	GR8	GR9	GR10	LEA
\$407	\$435	\$453	\$471	\$490	\$509	\$530	\$551	\$573	\$596	\$620	\$733



1837 Ergomek Managerial Swivel Task Chair - with Loop Arms COM Yardage: 1 Yard

COM	GR1	GR2	GR3	GR4	GR5	GR6	GR7	GR8	GR9	GR10	LEA
\$483	\$517	\$537	\$559	\$581	\$605	\$629	\$654	\$680	\$707	\$736	\$869



1838 Ergomek Managerial Swivel Task Chair - with Adjustable Arms COM Yardage: 1 Yard

COM	GR1	GR2	GR3	GR4	GR5	GR6	GR7	GR8	GR9	GR10	LEA
\$502	\$537	\$559	\$581	\$604	\$628	\$654	\$680	\$707	\$735	\$765	\$904

OPTIONS

Add upcharge to list price and code to model number

FR	CA 133 Fire Retardant - per yd.	\$90/yd.
MB	Moisture Barrier - per seat	\$68
PCS	Polished Chrome Aluminum Base and Casters	\$90

GC	Black Glides for 5 star base	\$28
HK	High Chair Kit - Specify 8" or 10" piston	\$105



LIBRA STOOLS

The Libra Stool is available in two versions: upholstered swivel stool and upholstered stool with back. A great product for any doctors exam room. Libra stools have a five star base with casters and pneumatic height adjustment.



UPHOLSTERED SWIVEL STOOL



UPHOLSTERED STOOL WITH DEMI BACK AND OPTIONAL CHROME BASE



UPHOLSTERED STOOL WITH OPTIONAL HI-CHAIR KIT

ORDERING INFORMATION

To Order Please Specify:

- | | |
|-----------------|--------------------------|
| 1) Series Name | 4) Fabric Grade & Number |
| 2) Model Number | 5) Optional Items |
| 3) Quantity | |

LIBRA SWIVEL GENERAL SPECIFICATIONS

Upholstery

Seat is upholstered over 4" high density foam in choice of vinyl, fabric, leather, crypton or COM.

Features

Stools have gas cylinders with pneumatic height adjustment. Five-star base consists of impact resistant plastic. High chair kit features either an 8" or 10" extended piston with adjustable chrome foot ring.

Chair Control

For model 1835-D/M:

- Pneumatic height adjustment.
- Spring back and height adjustment.
- Backrest adjusts in and out.

For model 1835:

- Pneumatic height adjustment only.

COLORS / FINISHES

Base/Control Finish Colors:

Standard base and control in black or optional polished chrome.

OPTIONS

- CODE: FR - CA133 Fire Retardant per yard.
- CODE: MB - Moisture Barrier.
- CODE: PCC - Polished Chrome Aluminum Base, Control and Casters.
- CODE: GC - Black Glides for 5 star base.
- CODE: HK - High Chair Kit - Specify 8" or 10" piston
- CODE: 2FO - Two Fabric Option.

DIMENSIONS	Stool	Stool with Demi Back	Stool with Medium Back
Seat Width:	16"	16"	16"
Seat Height:	16"-21"	16"-21"	16"-21"
Overall Height:	16"-21"	30"-35"	32"-37"
Overall Width:	27"	27"	27"
Qty./Wt. per carton:	1 ea./17 lbs.	1 ea./17 lbs.	1 ea./17 lbs.



DEMI BACK SWIVEL STOOL WITH OPTIONAL HI-CHAIR KIT AND CHROME BASE



SWIVEL STOOL WITH MEDIUM BACK

MODEL / DESCRIPTION / LIST PRICING



1835 Swivel Stool on five-star base

COM Yardage: 0.75 Yard.

COM	GR1	GR2	GR3	GR4	GR5	GR6	GR7	GR8	GR9	GR10	LEA
\$358	\$384	\$399	\$415	\$431	\$449	\$467	\$485	\$505	\$525	\$546	\$645



1835-D Swivel Stool on five-star base with Demi Back

COM Yardage: 1.25 Yard

COM	GR1	GR2	GR3	GR4	GR5	GR6	GR7	GR8	GR9	GR10	LEA
\$438	\$468	\$487	\$507	\$527	\$548	\$570	\$593	\$616	\$641	\$667	\$788



1835-M Swivel Stool on five-star base with Medium Back

COM Yardage: 1.25 Yard

COM	GR1	GR2	GR3	GR4	GR5	GR6	GR7	GR8	GR9	GR10	LEA
\$468	\$500	\$520	\$541	\$563	\$585	\$609	\$633	\$658	\$685	\$712	\$842

OPTIONS

Add upcharge to list price and code to model number

FR	CA 133 Fire Retardant - per yd.	\$90/yd.	2FO	Two Fabric Option	-
MB	Moisture Barrier - per seat	\$68	GC	Black Glides for 5 star base	\$28
PCC	Polished Chrome Base, Control and Casters	\$135	HK	High Chair Kit - Specify 8" or 10" piston	\$105

ORIGAMI SWIVEL CHAIR

The Origami swivel chair features polished chrome frames with polished aluminum five-star swivel base and a fully upholstered seat available in leather or faux leather.

**LEATHER IN STOCK
FOR FAST DELIVERY**



FIVE-STAR HIGH BACK CHAIR



FIVE-STAR MEDIUM BACK CHAIR



RELATED PRODUCT
ORIGAMI VISITOR CHAIR



BACK DETAIL

CHAIR CONTROL:



tension control adjustment

height control adjustment

push button posture control

ORDERING INFORMATION

To Order Please Specify:

- 1) Series Name
- 2) Model Number
- 3) Quantity
- 4) Optional Items

ORIGAMI GENERAL SPECIFICATIONS

Upholstery

The Origami chair is upholstered in your choice of 3 leather colors or 4 faux leather colors. Not available in Fabric or COM. All seats feature European stitching.

Frame/Arms

Die-cast **chrome plated aluminum.**

Base

Five-star base is standard in polished aluminum.

Casters

Self braking casters available in standard gray or optional chrome.

COLORS / FINISHES

Leather

Leather (in stock)

- Black • White • Brown

Faux Leather (extended lead time 8-12 weeks)

- Clay • Dark Gray • Scallion • Tangerine

OPTIONS

- CODE: CCS - Chrome Casters, set of 5.

Series Note:

For more Origami chair models - see multipurpose seating

DIMENSIONS	five-star High Back	five-star Med. Back
Inside Width:	19"	19"
Seat Depth:	18"	18"
Seat Height:	18-23"	18-23"
Arm Height:	26-31"	26-31"
Overall Depth:	26"	26"
Overall Width:	26"	26"
Overall Height:	42-47"	34-39"
Qty./Wt. per carton:	1 ea./36 lbs.	1 ea./34 lbs.



FIVE-STAR HIGH BACK CHAIR

**LEATHER IN STOCK
FOR FAST DELIVERY**

MODEL / DESCRIPTION / LIST PRICING



2900 High Back Swivel Chair in Leather

COL & COM Yardage: N/A

Leather (in stock)
\$1117

2905 High Back Swivel Chair in Faux Leather

Faux-Leather (extended lead time)
\$1384



2910 Medium Back Swivel Chair in Leather

COL & COM Yardage: N/A

Leather (in stock)
\$1014

2915 Medium Back Swivel Chair in Faux Leather

Faux-Leather (extended lead time)
\$1252



RELATED PRODUCT
ORIGAMI VISITOR CHAIR

OPTIONS

Add upcharge to list price and code to model number

CCS	Chrome Casters, Set of 5	\$68
-----	--------------------------	------

NEW

REWIND SWIVEL SERIES

The Rewind swivel features a two piece polypropylene shell with a slotted back and a clean out feature. The slotted back design offers style and ventilation. Upholstered seat insert are available. High chair kit available in two height extensions.



ALUMINUM SWIVEL BASE



BLACK POLY 5 STAR BASE

ORDERING INFORMATION

To Order Please Specify:

- | | |
|-----------------|-------------------------------|
| 1) Series Name | 4) Fabric Grade & Number |
| 2) Model Number | 5) Optional Items |
| 3) Quantity | 6) Specify 8" or 10" high kit |

REWIND GENERAL SPECIFICATIONS

Shell

- Rewind polypropylene chairs feature a contoured, perforated backrest and waterfall design seat.
- Backrest features a slotted pattern with 1.125" x .25" rounded rectangles.
Note: Molded polypropylene material is shatter proof and scratch resistant. Gentle flex back.

Upholstery

- Seat insert is upholstered over 1/2" foam.
- Seat can be upholstered with choice of fabric, vinyl, crypton, leather or approved COM.

Five Star

- Five-star bases have gas cylinders with pneumatic height adjustment.
- High chair kit consists of 8" or 10" extended piston with adjustable chrome foot ring. (Priced in)
- Standard dual wheel casters or optional glides in black high impact plastic.

Chair Controls

- Swivel
- Pneumatic height adjustment
- No tilt
- Chair frame is slightly tilted for seating comfort

COLORS / FINISHES

Base Finish Colors:

5-star standard polished aluminum base.

Optional powder coat color matched base available with upcharge.

8 Shell Colors with Matching Color Arms:

- | | |
|------------|-------------|
| • Black | • White |
| • Beige | • Navy Blue |
| • Charcoal | • Red |
| • Yellow | • Green |

Optional Color Match Base Colors:

- | | |
|-------------|-----------------|
| • Black | • Canary Yellow |
| • White | • Charcoal |
| • Navy Blue | • Liberty Red |

Note: 6 chair minimum for color matched base option.

To be the same powder coat color for all six.

OPTIONS

- CODE: FR - CA133 Fire Retardant.
- CODE: MB - Moisture Barrier.
- CODE: CM5 - Color Match Base
- CODE: B5 - Impact Resistant Black Poly Base
- CODE: GC - Black Glides for 5 star base.



STANDARD ALUMINUM SWIVEL BASE



SWIVEL CHAIR GLIDES

DIMENSIONS	Swivel	Swivel w/ Arms
Seat Width:	17.5"	19.75"
Seat Depth:	18"	18"
Seat Height:	15.5" - 20.5"	15.5" - 20.5"
Arm Height	-	29.5" - 34.5"
Back Height:	30" - 35"	30" - 35"
Overall Width:	26.25"	26.25"
Overall Depth:	26.25"	26.25"
Qty./Wt. per carton:	1 ea./25 lbs.	1 ea./25 lbs.

Note: For more details on Rewind Swivel see Swivel Section



SWIVEL CHAIR WITH STANDARD ALUMINUM BASE



SWIVEL ARM CHAIR WITH OPTIONAL COLOR MATCHED 5-STAR BASE

MODEL / DESCRIPTION / LIST PRICING



7624 Swivel Chair

Chair
\$392



7625 Swivel Chair - Upholstered Seat Insert

COM Yardage: 0.75 Yard

COM	GR1	GR2	GR3	GR4	GR5	GR6	GR7	GR8	GR9	GR10	LEA
\$476	\$510	\$530	\$551	\$573	\$596	\$620	\$645	\$671	\$698	\$725	\$857



7628 Swivel Arm Chair

Chair
\$495



7629 Swivel Arm Chair - Upholstered Seat Insert

COM Yardage: 0.75 Yard

COM	GR1	GR2	GR3	GR4	GR5	GR6	GR7	GR8	GR9	GR10	LEA
\$551	\$589	\$613	\$637	\$663	\$689	\$717	\$746	\$776	\$807	\$839	\$991

8 PLASTIC SHELL COLORS



OPTIONS

Add upcharge to list price and code to model number

FR	CA133 Fire Retardant per yard.	\$90/yd.
MB	Moisture Barrier - Per Seat	\$68
CM5	Color Match Base	\$28

B5	Impact Resistant Black Poly Base	deduct \$28 list
GC	Black Glides for 5 star base	\$28

DIMENSIONS	H8	H8 with Arms	H10	H10 with Arms
Seat Width:	17.5"	19.75"	17.5"	19.75"
Seat Depth:	18"	18"	18"	18"
Seat Height:	21.5 - 29"	21.5 - 29"	26" - 36"	26" - 36"
Arm Height	-	30.5" - 38"	-	35" - 45"
Back Height:	37" - 44.5"	37" - 44.5"	41.5" - 51.5"	41.5" - 51.5"
Overall Width:	26.25"	26.25"	26.25"	26.25"
Overall Depth:	26.25"	26.25"	26.25"	26.25"
Qty./Wt. per carton:	1 ea./28 lbs.	1 ea./28 lbs.	1 ea./28 lbs.	1 ea./28 lbs.



SWIVEL ARM CHAIR
WITH HI-CHAIR KIT AND
STANDARD ALUMINUM BASE

MODEL / DESCRIPTION / LIST PRICING



7624-H8
7624-H10 Swivel Chair with High Chair Kit

Chair
\$497



7625-H8
7625-H10 Swivel Chair with High Chair Kit - Upholstered Seat Insert COM Yardage: 0.75 Yard

COM	GR1	GR2	GR3	GR4	GR5	GR6	GR7	GR8	GR9	GR10	LEA
\$580	\$621	\$646	\$672	\$699	\$726	\$756	\$786	\$817	\$850	\$884	\$1045



7628-H8
7628-H10 Swivel Arm Chair with High Chair Kit

Chair
\$571



7629-H8
7629-H10 Swivel Arm Chair with High Chair Kit - Upholstered Seat Insert COM Yardage: 0.75 Yard

COM	GR1	GR2	GR3	GR4	GR5	GR6	GR7	GR8	GR9	GR10	LEA
\$655	\$701	\$729	\$758	\$788	\$820	\$852	\$887	\$922	\$959	\$997	\$1179

8 PLASTIC SHELL COLORS



OPTIONS

Add upcharge to list price and code to model number

FR	CA133 Fire Retardant per yard.	\$90/yd.
MB	Moisture Barrier - Per Seat	\$68
CM5	Color Match Base	\$28

B5	Impact Resistant Black Poly Base	deduct \$28 list
GC	Black Glides for 5 star base	\$28



SWIVEL RED ARM CHAIR WITH
COLOR MATCHED PAINTED ALUMINUM BASE



SWIVEL YELLOW ARM CHAIR WITH
COLOR MATCHED PAINTED ALUMINUM BASE



SWIVEL NAVY BLUE ARM CHAIR WITH
COLOR MATCHED PAINTED ALUMINUM BASE

OPTIONAL COLOR MATCHED BASES AVAILABLE IN THESE SIX COLORS

(PLEASE SEE DETAILS ON FRONT PAGE)



SWIVEL BLACK ARM CHAIR WITH
COLOR MATCHED PAINTED ALUMINUM BASE



SWIVEL WHITE ARM CHAIR WITH
COLOR MATCHED PAINTED ALUMINUM BASE



SWIVEL CHARCOAL ARM CHAIR WITH
COLOR MATCHED PAINTED ALUMINUM BASE



SAMBA SWIVEL CHAIR

The Samba features a fully upholstered seat over a tubular steel frame with cold injected urethane foam on a polished aluminum five-star swivel base.



SAMBA SWIVEL ARM CHAIR



SAMBA SWIVEL ARM CHAIR HIGHCHAIR KIT

ORDERING INFORMATION

To Order Please Specify:

- 1) Series Name
- 2) Model Number
- 3) Quantity
- 4) Fabric Grade and Number
- 5) Optional Items

SAMBA GENERAL SPECIFICATIONS

Upholstery

The Samba is fully upholstered and available with fabric, crypton, vinyl or approved COM. Fabric must be pre-approved, please contact customer service.

Seat Frame

Tubular steel frame with cold injected urethane foam.

Base

Five-star base is standard in polished aluminum with gray center casters. High chair kit consists of an 8" or 10" extended piston with an adjustable chrome foot ring.

Sit/Posture

Remarkably quite comfortable.

COM Fabric Testing

Due to the complexity of the upholstery process of the Samba Swivel, please submit your COM for testing. A 10"x10" is required.

OPTIONS

- CODE: FR - CA133 Fire Retardant.
- CODE: MB - Moisture Barrier.
- CODE: HK - High Chair Kit - Specify 8" or 10" piston.
- CODE: GC - Black Glides for 5 star base.
- CODE: CAS-C - Chrome Casters for 5-Star base.

Series Note:

For more Samba chair models - see multipurpose seating



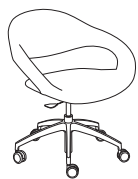
STANDARD GRAY CASTERS



OPTIONAL CHROME CASTERS

DIMENSIONS	five-star Swivel
Inside Width:	17"
Seat Height:	16"-21"
Arm Height:	26"
Overall Depth:	26.5"
Overall Width:	26.5"
Overall Height:	29"-34"
Qty./Wt. per carton:	1 ea./44 lbs

MODEL / DESCRIPTION / LIST PRICING



5035 five-star Swivel Chair

COM Yardage: 2.5 est. yards

COM	GR1	GR2	GR3	GR4	GR5	GR6	GR7	GR8	GR9	GR10	LEA
\$929	\$994	\$1034	\$1075	\$1118	\$1163	\$1209	\$1258	\$1308	\$1360	\$1415	\$1672

OPTIONS

Add upcharge to list price and code to model number

FR	CA133 Fire Retardant - per yard	\$90/yd.
MB	Moisture Barrier - per seat.	\$68
HK	High Chair Kit - Specify 8" or 10" piston	\$105

GC	Black Glides for 5 star base	\$28
CAS-C	Chrome Casters for 5 star base	\$68

SPRINT SWIVEL CHAIR

The Sprint features upholstered seat and back with a black plastic shell and black nylon five-star base. Optional fixed or adjustable height arms are available.



SPRINT SWIVEL CHAIR

ORDERING INFORMATION

To Order Please Specify:

- 1) Series Name
- 2) Model Number
- 3) Quantity
- 4) Fabric Grade and Number
- 5) Optional Items

SPRINT GENERAL SPECIFICATIONS

Upholstery

The Sprint seat and back are fully upholstered. Can be upholstered with fabric, crypton, vinyl, leather or approved COM.

Chair Control

- Pneumatic height adjustment.
- Backrest tension knob adjustment & lock.
- 2-position arm width.

COLORS / FINISHES

Frame Finish Colors:

- Black

Arm Colors:

- Black



ADJUSTABLE HEIGHT T-ARM



FIXED LOOP ARM

OPTIONS

- CODE: FR - CA133 Fire Retardant.
- CODE: MB - Moisture Barrier.
- CODE: PCS - Polished Chrome Aluminum Base and Casters.
- CODE: GC - Black Glides for 5 star base.
- CODE: TARM - Adjustable Height T-Arm - Pair.
- CODE: LARM - Fixed Loop Arm - Pair..

DIMENSIONS	five-star Swivel
Inside Width:	20"
Seat Depth	18"
Seat Height:	17.5-22.5"
Arm Height:	24-29"
Overall Depth:	27"
Overall Width:	27"
Overall Height:	37-42"
Qty./Wt. per carton:	1 ea./40 lbs.

MODEL / DESCRIPTION / LIST PRICING



2890 five-star Base Swivel Chair

COM Yardage: 1 Yard.

COM	GR1	GR2	GR3	GR4	GR5	GR6	GR7	GR8	GR9	GR10	LEA
\$299	\$320	\$333	\$346	\$360	\$374	\$389	\$405	\$421	\$438	\$455	\$538

OPTIONS

Add upcharge to list price and code to model number

FR	CA133 Fire Retardant - per yard	\$90/yd.
MB	Moisture Barrier - per seat.	\$68
PCS	Polished Chrome Aluminum Base and Casters	\$90

TARM	Adjustable Height T-Arm - Pair	\$115
LARM	Fixed Loop Arm - Pair	\$85

WEBBY SWIVEL SERIES

The Webby series swivel chairs with nylon shell are available armless or with elliptical arms. Upholstered seat insert and upholstered inserts on seat and back are available. High chair kit available in two height extensions.



SWIVEL CHAIR



SWIVEL CHAIR
W/ ELLIPTICAL ARMS

ORDERING INFORMATION

To Order Please Specify:

- | | |
|----------------------|--------------------------|
| 1) Series Name | 5) Epoxy Color |
| 2) Model Number | 6) Fabric Grade & Number |
| 3) Quantity | 7) Optional Items |
| 4) Nylon Shell Color | 8) Powdercoat Arm Color |

WEBBY TASK GENERAL SPECIFICATIONS

Shell

Webby has a single-piece contoured shell made of 100% nylon with natural built-in flex motion. Shell is flame retardant. Choose from 9 nylon shell color choices.

Upholstery

Upholstered seat and back inserts are applied over molded plastic and attached to nylon shell with metal T-nuts. Seat and Back can be upholstered with choice of fabric, vinyl, crypton, leather or approved COM.

Features

Swivel chairs have a gas cylinder with pneumatic height adjustment. Swivel chairs are standard with a five-star impact resistant plastic base and dual wheel casters.

Arm Caps

Swivel chairs with elliptical arms come standard with arm caps made of soft polyurethane, available in Black, Grey or Charcoal, please specify color when ordering.

Five Star

Five-star bases have gas cylinders with pneumatic height adjustment. Impact resistant plastic base in black or optional chrome base. High chair kit consists of 8" or 10" extended piston with adjustable chrome foot ring. Standard dual wheel casters or optional glides in black high impact plastic.

Chair Controls

- Swivel
- Pneumatic height adjustment
- Backward tilt - free float
- Elliptical arm color choose from standard powdercoat finishes

COLORS / FINISHES

Nylon Shell Colors:

- | | |
|---------------|-------------|
| • Black | • Grey |
| • Charcoal | • White |
| • Navy Blue | • Persimmon |
| • Apple Green | |

OPTIONS

- CODE: FR - CA133 Fire Retardant.
- CODE: MB - Moisture Barrier.
- CODE: PCS - Polished Chrome Aluminum Base and Casters.
- CODE: GC - Black Glides for 5 star base.
- CODE: HK - High Chair Kit - Specify 8" or 10" piston
- CODE: BCS - Black Aluminum Swivel Base and Casters

Series Note:

For more Webby chair models - see multipurpose seating



Glides
Detail

DIMENSIONS	Task Chair w/Arms
Seat Width:	18"
Seat Depth:	17"
Seat Height:	17" - 22"
Arm Height:	25" - 30"
Back Height:	31-36"
Overall Width:	24"
Overall Depth:	24"
Qty./Wt. per carton:	1 ea./25 lbs.



SWIVEL TASK CHAIR WITH OPTIONAL HIGH KIT



SWIVEL TASK CHAIR WITH ELLIPTICAL ARMS AND OPTIONAL HIGH KIT

MODEL / DESCRIPTION / LIST PRICING



340 Swivel Task Chair

NYLON
\$518



340/SI Swivel Task Chair - Upholstered Seat Insert

COM Yardage: 0.75 Yard

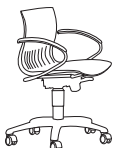
COM	GR1	GR2	GR3	GR4	GR5	GR6	GR7	GR8	GR9	GR10	LEA
\$596	\$638	\$664	\$690	\$718	\$747	\$776	\$807	\$840	\$873	\$908	\$1073



340/S Swivel Task Chair - Upholstered Inserts on Seat & Back

COM Yardage: 0.75 Yard

COM	GR1	GR2	GR3	GR4	GR5	GR6	GR7	GR8	GR9	GR10	LEA
\$676	\$723	\$752	\$782	\$813	\$846	\$880	\$915	\$951	\$989	\$1029	\$1216



340E Swivel Task Chair with Elliptical Arms

NYLON
\$726



340E/SI Swivel Task Chair with Elliptical Arms - Upholstered Seat Insert

COM Yardage: 0.75 Yard

COM	GR1	GR2	GR3	GR4	GR5	GR6	GR7	GR8	GR9	GR10	LEA
\$805	\$862	\$896	\$932	\$969	\$1008	\$1049	\$1091	\$1134	\$1179	\$1227	\$1450



340E/S Swivel Task Chair with Elliptical Arms - Upholstered Inserts on Seat & Back

COM Yardage: 0.75 Yard

COM	GR1	GR2	GR3	GR4	GR5	GR6	GR7	GR8	GR9	GR10	LEA
\$885	\$947	\$985	\$1024	\$1065	\$1108	\$1152	\$1198	\$1246	\$1296	\$1347	\$1593

OPTIONS

Add upcharge to list price and code to model number

FR	CA133 Fire Retardant - per yard	\$90/yd.
MB	Moisture Barrier - per seat	\$68
PCS	Polished Chrome Aluminum Base and Casters	\$90

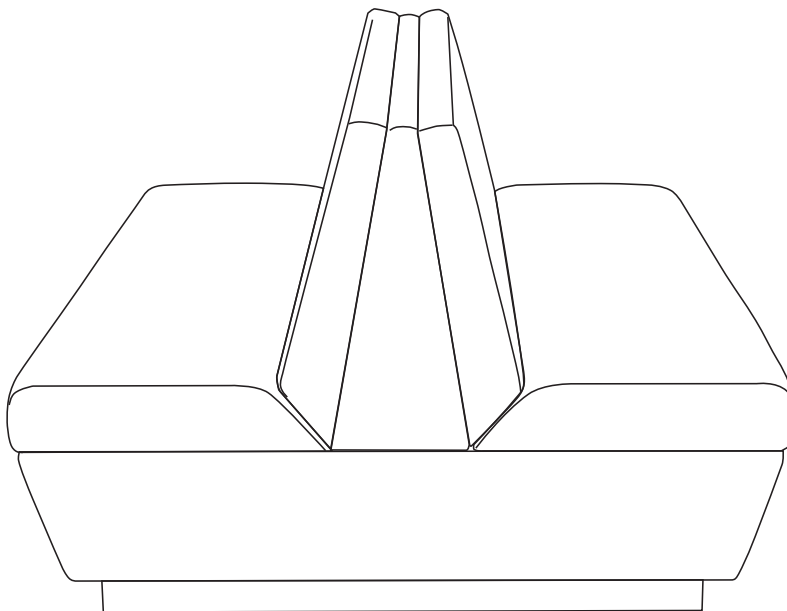
GC	Black Glides for 5 star bas.	\$28
HK	High Chair Kit - Specify 8" or 10" piston	\$105
BCS	Black Aluminum Swivel Base and Casters	\$60

Let ERG International help you in the decision making!

We gladly provide furniture for:

- Food Courts
- Student Cafeterias
- Corporate Dining
- Healthcare Food Services
- Bars, Cafés, Restaurants
- Public Eateries, Museums, Sports Arenas
- Government/Public Spaces and a lot more!


Aristo	158
Napoli	160
Palermo	164
Raven	167
Symphony.....	172
Tivoli.....	176
Verona	179



ARISTO SERIES

The Aristo Series features a sanded and stained hardwood frame and back. Seats and backs can be upholstered with your choice of fabric over high density foam.

Finished in
Natural Hardwood
Sanded and Stained



ARISTO BANQUETTE

ORDERING INFORMATION

- | | |
|--------------------------|-------------------------------|
| 1) Series Name | 5) Wood Stain Color Selection |
| 2) Model Number | 6) Plinth Base Finish |
| 3) Quantity | 7) Optional Items |
| 4) Fabric Grade & Number | |

ARISTO BANQUETTE SPECIFICATIONS

Upholstery

Seat and back are covered in choice of fabric, vinyl, crypton, leather or COM. ERG uses only water based glues and adhesives in our upholstery process.

Frame Construction

The Aristo frame is made of hand sanded multi-ply hardwood. All foam is fully bonded to frame. Seat cushions are 5" graded high resiliency (H.R.) block foam with back 2" (H.R.) foam, covered entirely with special bonded polyester fiber to protect final upholstery.

Plinth Base

The standard recessed base is available in a choice of laminate or unfinished so that you can add your own cove base or carpet.

Anchoring

Aristo dining benches are easy to anchor to the floor. Floor mount instructions can be provided by customer service. Hardware for anchoring bench to the floor is not included.

Note:

Please allow extra fabric for repeat design.

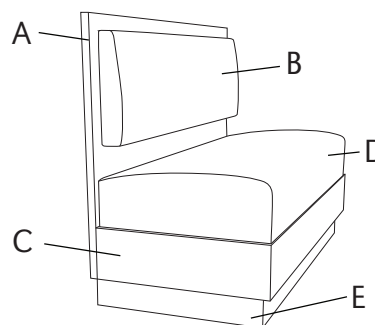
COLORS / FINISHES

Wood Stain Colors:

Standard transparent wood stain colors.

OPTIONS

- CODE: FR - CA133 Fire Retardant.
- CODE: MB -Moisture Barrier.
- CODE: 2FO - Two Fabric Option.
- CODE: TT - Contrasting wood stain colors for frame and back.
- CODE: CO - Clean Out.
- CODE: PIP - Piping on edge of upholstery section, back or bench
- CODE: UFB - Unfinished Plinth Base.



- A - Frame Back Panel - Choice of wood stain color
- B - Seat Back - Choice of fabrics
- C - Frame Seat - Choice of wood stain color
- D - Seat - Choice of fabrics
- E - Recessed Base - Specify unfinished or laminate

DIMENSIONS	Straight Banquette	Back to Back Banquette
Seat Depth:	20"	20"
Seat Height:	18"	18"
Overall Depth:	24"	47"
Overall Width:	48", 60", 72"	48", 60", 72"
Overall Height:	43"	43"
Qty./Wt.:	1 ea./150 lbs.	1 ea./300 lbs.



ARISTO BACK TO BACK BANQUETTE

MODEL / DESCRIPTION / LIST PRICING



4850 48" Banquette

COM Yardage: Total: 4 Yds. / Back: 2 Yds. / Seat: 2 Yds.


COM	GR1	GR2	GR3	GR4	GR5	GR6	GR7	GR8	GR9	GR10	LEA
\$3820	\$4087	\$4251	\$4421	\$4598	\$4782	\$4973	\$5172	\$5379	\$5594	\$5818	\$6876



4852 60" Banquette

COM Yardage: Total: 5 Yds. / Back: 2.5 Yds. / Seat: 2.5 Yds.

COM	GR1	GR2	GR3	GR4	GR5	GR6	GR7	GR8	GR9	GR10	LEA
\$5641	\$6036	\$6277	\$6528	\$6790	\$7061	\$7344	\$7637	\$7943	\$8261	\$8591	\$10154



4854 72" Banquette

COM Yardage: Total: 6 Yds. / Back: 3 Yds. / Seat: 3 Yds.

COM	GR1	GR2	GR3	GR4	GR5	GR6	GR7	GR8	GR9	GR10	LEA
\$7640	\$8175	\$8502	\$8842	\$9196	\$9563	\$9946	\$10344	\$10757	\$11188	\$11635	\$13752



4856 48" Back-to-Back Banquette

COM Yardage: Total: 8 Yds. / Back: 4 Yds. / Seat: 4 Yds.

COM	GR1	GR2	GR3	GR4	GR5	GR6	GR7	GR8	GR9	GR10	LEA
\$7258	\$7766	\$8077	\$8400	\$8736	\$9085	\$9449	\$9827	\$10220	\$10628	\$11054	\$13064

4858 60" Back-to-Back Banquette

COM Yardage: Total: 10 Yds. / Back: 5 Yds. / Seat: 5 Yds.

COM	GR1	GR2	GR3	GR4	GR5	GR6	GR7	GR8	GR9	GR10	LEA
\$10714	\$11464	\$11923	\$12399	\$12895	\$13411	\$13948	\$14506	\$15086	\$15689	\$16317	\$19285

4860 72" Back-to-Back Banquette

COM Yardage: Total: 12 Yds. / Back: 6 Yds. / Seat: 6 Yds.

COM	GR1	GR2	GR3	GR4	GR5	GR6	GR7	GR8	GR9	GR10	LEA
\$14516	\$15532	\$16153	\$16800	\$17472	\$18170	\$18897	\$19653	\$20439	\$21257	\$22107	\$26129

OPTIONS

Add upcharge to list price and code to model number

FR	CA133 Fire Retardant per yard	\$90/yd.
MB	Moisture Barrier - up to 60" width	\$125 per bench
MB	Moisture Barrier - over 60" width	\$200 per bench
2FO	Two Fabric Option	-
TT	Contrasting Wood Stain Colors	\$180

CO	Clean Out - up to 60" width	\$250
CO	Clean Out - over 60" width	\$350
PIP	Piping horizontally & vertically - per bench or back	\$60
UFB	Unfinished Plinth Base	Deduct \$80

NAPOLI SERIES

The Napoli Banquette series has several standard upholstery designs and includes a table series. Seats and backs can be upholstered with matching fabrics, or choose an optional two tone or vinyl and fabric combination to match any color scheme.



NAPOLI SINGLE FABRIC BANQUETTE WITH NAPOLI FLOOR MOUNT TABLE



NAPOLI BANQUETTE WITH PRIVACY PANEL

ORDERING INFORMATION

- | | |
|--------------------------|-------------------------------|
| 1) Series Name | 6) Contrasting Fabrics |
| 2) Model Number | 7) Back Fabric Design Options |
| 3) Size | 8) Plinth Base Finish |
| 4) Quantity | 9) Optional Items |
| 5) Fabric Grade & Number | |

NAPOLI BANQUETTE SPECIFICATIONS

Upholstery

Seat and back are covered in choice of fabric, vinyl, crypton, leather or COM. All foam is fully bonded to frame. Seat cushions are 5" graded high resiliency (H.R.) block foam with back 2.5" (H.R.) foam. Seats and backs are covered entirely with special bonded polyester fiber to protect final upholstery. ERG uses only water based glues and adhesives in our upholstery process.

Frame Construction

Frame assembly is constructed of multi-ply hardwood, with tongue and groove construction. No sag-springs are installed in seat & back along with interlocking helicoil springs to prevent sagging and provide additional lower back and seat support.

Plinth Base

The standard recessed base is available in a choice of laminate or unfinished so that you can add your own cove base or carpet.

Anchoring

Napoli dining benches are easy to anchor to the floor. Floor mount instructions can be provided by customer service. Hardware for anchoring bench to the floor is not included.

Note:

Please allow extra fabric for repeat design.


COLORS / FINISHES

Back Designs


Split and V-designs for the back are included in the list price.

OPTIONS

- CODE: FR - CA133 Fire Retardant.
- CODE: MB - Moisture Barrier.
- CODE: CO - Clean Out
- CODE: 2FO - Two Fabric Option.
- CODE: 3FO - Three Fabric Option.
- CODE: 4FO - Four Fabric Option.
- CODE: USS - Under Seat Fully Lined Storage
- CODE: UFB - Unfinished Plinth Base.



OPTIONAL UNDER SEAT FULLY LINED STORAGE



OPTIONAL CLEAN OUT

① STANDARD DESIGN BACK



48" wide bench with Standard design and optional contrasting fabrics

② SPLIT DESIGN BACK



48" wide bench with Split design and optional contrasting fabrics

③ V-DESIGN BACK



48" wide bench with optional contrasting fabrics in V-design

Three Back Designs

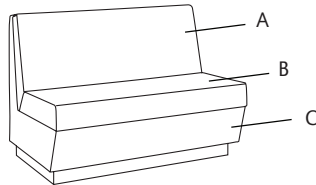
There are three back designs available for Napoli Banquettes. Please specify: Standard Back Design, Split Fabric Design or V-Back Design.

Ordering Contrasting Fabrics

Due to back design options it is necessary to include a sketch/layout with your order to specify which fabric is to be used on each area of the Banquette. Use the callouts shown to define fabric areas in your sketch. Please specify a back design, Standard, Split Fabric Design or V-Design. (V-Design is available on straight configured seating only.)

COM YARDAGE FOR NAPOLI BANQUETTE DESIGNS

Standard Back Design

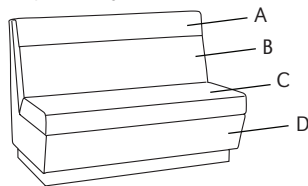


Standard Back Design

Model	Total	A - Back	B - Seat	C - Frame
360 - 48" Wide Straight	5.5 yards	1.5 yards	1.5 yards	2.5 yards
362 - 60" Wide Straight	7 yards	2 yards	2 yards	3 yards
365 - 72" Wide Straight	9 yards	2.5 yards	2.5 yards	3.5 yards
363 - 86" Wide Corner	11.25 yards	3 yards	2.75 yards	4.5 yards
364L - Left End Corner	5.25 yards	1.5 yards	1.25 yards	2.5 yards
364R - Right End Corner	5.25 yards	1.5 yards	1.25 yards	2.5 yards

Please allow extra fabric for repeat design

Split Design Back

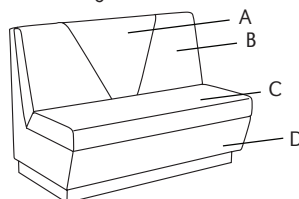


Split Design Back

Model	Total	A - Split Back	B - Split Back	C - Seat	D - Frame
360 - 48" Wide Straight	7 yards	1.5 yards	1.5 yards	1.5 yards	2.5 yards
362 - 60" Wide Straight	10 yards	2 yards	2.5 yards	2.5 yards	3 yards
365 - 72" Wide Straight	12 yards	2.5 yards	3 yards	3 yards	3.5 yards
363 - 86" Wide Corner	14 yards	3 yards	3 yards	3 yards	5 yards
364L - Left End Corner	9 yards	2 yards	2 yards	2 yards	3 yards
364R - Right End Corner	9 yards	2 yards	2 yards	2 yards	3 yards

Please allow extra fabric for repeat design

V-Design Back



V-Design Back*

Model	Total	A - V-Back	B - V-Back	C - Seat	D - Frame
360 - 48" Wide	6 yards	1 yard	1 yard	1.5 yards	2.5 yards
362 - 60" Wide	8.5 yards	1 yard	2 yards	2.5 yards	3 yards
365 - 72" Wide	10 yards	1 yard	2.5 yards	3 yards	3.5 yards

Please allow extra fabric for repeat design

*V-Design is available on straight configured seating only.

DIMENSIONS	48" Wide Banquette	60" Wide Banquette	72" Wide Banquette
Seat Depth:	18.5"	18.5"	18.5"
Seat Height:	18"	18"	18"
Overall Depth:	27.5"	27.5"	27.5"
Overall Width:	48"	60"	72"
Overall Height:	35"	35"	35"
Qty./Wt.:	1 ea./150 lbs.	1 ea./180 lbs.	1 ea./220 lbs.



NAPOLI STRAIGHT BANQUETTE

MODEL / DESCRIPTION / LIST PRICING



360 48" Wide Banquette

COM	GR1	GR2	GR3	GR4	GR5	GR6	GR7	GR8	GR9	GR10	LEA
\$1892	\$2024	\$2105	\$2189	\$2277	\$2368	\$2463	\$2561	\$2664	\$2770	\$2881	\$3405

362 60" Wide Banquette

COM	GR1	GR2	GR3	GR4	GR5	GR6	GR7	GR8	GR9	GR10	LEA
\$2793	\$2989	\$3109	\$3233	\$3362	\$3497	\$3637	\$3782	\$3933	\$4091	\$4254	\$5028

365 72" Wide Banquette

COM	GR1	GR2	GR3	GR4	GR5	GR6	GR7	GR8	GR9	GR10	LEA
\$3754	\$4017	\$4178	\$4345	\$4519	\$4700	\$4888	\$5083	\$5286	\$5498	\$5718	\$6758

PRIVACY PANELS ONLY

DIMENSIONS	48" Wide Privacy Panel	60" Wide Privacy Panel	72" Wide Privacy Panel
Panel Depth:	1.25"	1.25"	1.25"
Panel Width:	48"	60"	72"
Panel Height:	49"	49"	49"

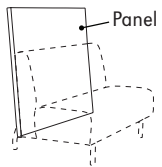
PRIVACY PANEL



AVAILABLE ACRYLIC PRIVACY PANELS

MODEL / DESCRIPTION / LIST PRICING

NAPOLI BANQUETTE



360P 48" Wide Privacy Panel Only

COM Yardage: Total: 3 Yds. (Please allow extra fabric for repeat design.)

COM	GR1	GR2	GR3	GR4	GR5	GR6	GR7	GR8	GR9	GR10	LEA
\$753	\$806	\$838	\$871	\$906	\$943	\$980	\$1019	\$1060	\$1103	\$1147	\$1355

LAMINATE	VENEER
\$676	\$1596

362P 60" Wide Privacy Panel Only

COM Yardage: Total: 4 Yds. (Please allow extra fabric for repeat design.)

COM	GR1	GR2	GR3	GR4	GR5	GR6	GR7	GR8	GR9	GR10	LEA
\$993	\$1063	\$1105	\$1149	\$1195	\$1243	\$1293	\$1345	\$1398	\$1454	\$1513	\$1788

LAMINATE	VENEER
\$884	\$2053

365P 72" Wide Privacy Panel Only

COM Yardage: Total: 5 Yds. (Please allow extra fabric for repeat design.)

COM	GR1	GR2	GR3	GR4	GR5	GR6	GR7	GR8	GR9	GR10	LEA
\$1216	\$1301	\$1353	\$1407	\$1463	\$1522	\$1583	\$1646	\$1712	\$1780	\$1852	\$2188

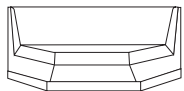
LAMINATE	VENEER
\$1371	\$3123

DIMENSIONS	86" Wide Corner Banquette	End Corner Banquette
Seat Depth:	18.5"	18.5"
Seat Width:	34"	19"
Seat Height:	18"	18"
Overall Depth:	27.5"	27.5"
Overall Width:	86"	48"
Overall Height:	35"	35"
Qty./Wt.:	1 ea./220 lbs.	1 ea./84 lbs.



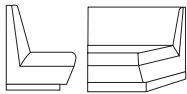
NAPOLI CORNER BANQUETTE

MODEL / DESCRIPTION / LIST PRICING



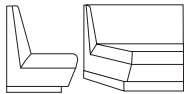
363 86" Wide Corner Banquette

COM	GR1	GR2	GR3	GR4	GR5	GR6	GR7	GR8	GR9	GR10	LEA
\$4150	\$4440	\$4618	\$4802	\$4994	\$5194	\$5402	\$5618	\$5843	\$6077	\$6320	\$7469




364L/R Left or Right End Corner Banquette

COM	GR1	GR2	GR3	GR4	GR5	GR6	GR7	GR8	GR9	GR10	LEA
\$1853	\$1983	\$2062	\$2145	\$2231	\$2320	\$2413	\$2509	\$2610	\$2714	\$2822	\$3336

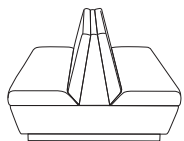


BACK-TO-BACK BANQUETTES

DIMENSIONS	48" Wide B2B Banquette	60" Wide B2B Banquette	72" Wide B2B Banquette
Seat Depth:	18.5"	18.5"	18.5"
Seat Height:	18"	18"	18"
Overall Depth:	54"	54"	54"
Overall Width:	48"	60"	72"
Overall Height:	35"	35"	35"
Qty./Wt.:	1 ea./300 lbs.	1 ea./350 lbs.	1 ea./400 lbs.



NAPOLI BACK-TO-BACK BANQUETTE



360-B2B 48" Back-to-Back Banquette

COM Yardage: Total: 8.5 Yds. / Bottom Frame: 2.5 Yds. / Back: 3 Yds. / Seat: 3 Yds.

COM	GR1	GR2	GR3	GR4	GR5	GR6	GR7	GR8	GR9	GR10	LEA
\$3594	\$3846	\$4000	\$4160	\$4326	\$4499	\$4679	\$4866	\$5061	\$5263	\$5474	\$6470

362-B2B 60" Back-to-Back Banquette

COM Yardage: Total: 10.75 Yds. / Bottom Frame: 2.75 Yds. / Back: 4 Yds. / Seat: 4 Yds.

COM	GR1	GR2	GR3	GR4	GR5	GR6	GR7	GR8	GR9	GR10	LEA
\$5306	\$5678	\$5905	\$6141	\$6386	\$6642	\$6908	\$7184	\$7471	\$7770	\$8081	\$9551

365-B2B 72" Back-to-Back Banquette

COM Yardage: Total: 13.75 Yds. / Bottom Frame: 3.25 Yds. / Back: 5.5 Yds. / Seat: 5 Yds.

COM	GR1	GR2	GR3	GR4	GR5	GR6	GR7	GR8	GR9	GR10	LEA
\$7133	\$7633	\$7938	\$8256	\$8586	\$8929	\$9286	\$9658	\$10044	\$10446	\$10864	\$12840


OPTIONS

Add upcharge to list price and code to model number

FR	CA133 Fire Retardant per yard	\$90/yd.
MB	Moisture Barrier - up to 60" width	\$125 per bench
MB	Moisture Barrier - over 60" width	\$200 per bench
2FO	Two Fabric Option	-
3FO	Three Fabric Option	-

4FO	Four Fabric Option	-
CO	Clean Out - up to 60" width	\$250
CO	Clean Out - over 60" width	\$350
UFB	Unfinished Plinth Base	Deduct \$80
USS	Under Seat Fully Lined Storage	\$450

**Finished in
Laminate or Veneer.**



OPTIONAL CLEAN OUT

PALERMO SERIES

The Palermo Banquette is the perfect choice for your dining needs. Seats and backs can be upholstered with matching fabrics, or choose an optional two tone or vinyl and fabric combination to match any color scheme. The Palermo frame is made of multi-ply hardwood and finished with your choice of laminates or veneer.



PALERMO BANQUETTE

ORDERING INFORMATION

- | | |
|--------------------------|----------------------------|
| 1) Series Name | 5) Contrasting Fabrics |
| 2) Model Number | 6) Laminate Selection Back |
| 3) Quantity | 7) Plinth Base Finish |
| 4) Fabric Grade & Number | 8) Optional Items |

PALERMO BANQUETTE SPECIFICATIONS

Frame Construction

The Palermo frame is made of multi-ply hardwood and finished with your choice of laminates or veneer. All foam is fully bonded to frame. Seat cushions are 3" graded high resiliency (H.R.) block foam with back 2" (H.R.) foam, covered entirely with special bonded polyester fiber to protect final upholstery. Seat frame is constructed of multi-ply hardwood and is removable for easy cleaning. The recessed base is available in a choice of laminate or unfinished so that you can add your own cove base or carpet.

Upholstery

Seat and back are covered in choice of fabric, vinyl, crypton, leather or COM. ERG uses only water based glues and adhesives in our upholstery process.

Anchoring

Palermo dining benches are easy to anchor to the floor. Floor mount instructions can be provided by customer service. Hardware for anchoring bench to the floor is not included.

Privacy Panel

Optional privacy panels are available in upholstery or laminate.

Note:

Please allow extra fabric for repeat design.


COLORS / FINISHES

Laminate or Veneer:

Your choice of laminate or veneer.

OPTIONS

- CODE: FR - CA133 Fire Retardant.
- CODE: MB -Moisture Barrier.
- CODE: 2FO - Two Fabric Option.
- CODE: CO - Clean Out.
- CODE: PANEL - Privacy panel.
- CODE: UFB - Unfinished Plinth Base.



- A - Optional Privacy Panel - Specify fabric or laminate
- B - Seat Back - Choice of fabrics
- C - Frame - Specify laminate or veneer
- D - Seat - Choice of fabrics
- E - Recessed Base - Specify unfinished or laminate




CUSTOM CURVED PALERMO

CUSTOM DESIGN
Your requests are welcome!
ERG will quote prices upon receipt
of specific requirements. Please
call Customer Service.




CUSTOM LAMINATE INLAY

DIMENSIONS	48" Wide Banquette	60" Wide Banquette	72" Wide Banquette
Seat Depth:	20"	20"	20"
Seat Height:	18"	18"	18"
Overall Depth:	24"	24"	24"
Overall Width:	48"	60"	72"
Overall Height:	36"	36"	36"
Qty./Wt.:	1 ea./110 lbs.	1 ea./165 lbs.	1 ea./210 lbs.



PALERMO BANQUETTE

MODEL / DESCRIPTION / LIST PRICING



670 48" Wide Banquette – Laminate Frame COM Yardage: Total: 4.5 Yds. / Back: 2 Yds. / Seat: 2.5 Yds.

COM	GR1	GR2	GR3	GR4	GR5	GR6	GR7	GR8	GR9	GR10	LEA
\$3457	\$3699	\$3847	\$4001	\$4161	\$4327	\$4500	\$4680	\$4868	\$5062	\$5265	\$6223

671 48" Wide Banquette – Wood Veneer Frame COM Yardage: Total: 4.5 Yds. / Back: 2 Yds. / Seat: 2.5 Yds.

COM	GR1	GR2	GR3	GR4	GR5	GR6	GR7	GR8	GR9	GR10	LEA
\$4839	\$5178	\$5385	\$5600	\$5824	\$6057	\$6300	\$6551	\$6814	\$7086	\$7370	\$8710

672 60" Wide Banquette – Laminate Frame COM Yardage: Total: 5.75 Yds. / Back: 2.75 Yds. / Seat: 3 Yds.

COM	GR1	GR2	GR3	GR4	GR5	GR6	GR7	GR8	GR9	GR10	LEA
\$5104	\$5461	\$5680	\$5907	\$6143	\$6389	\$6644	\$6910	\$7187	\$7474	\$7773	\$9187

673 60" Wide Banquette – Wood Veneer Frame COM Yardage: Total: 5.75 Yds. / Back: 2.75 Yds. / Seat: 3 Yds.

COM	GR1	GR2	GR3	GR4	GR5	GR6	GR7	GR8	GR9	GR10	LEA
\$7145	\$7645	\$7951	\$8269	\$8600	\$8944	\$9301	\$9674	\$10060	\$10463	\$10881	\$12861

674 72" Wide Banquette – Laminate Frame COM Yardage: Total: 6.5 Yds. / Back: 3 Yds. / Seat: 3.5 Yds.

COM	GR1	GR2	GR3	GR4	GR5	GR6	GR7	GR8	GR9	GR10	LEA
\$6914	\$7398	\$7694	\$8002	\$8322	\$8655	\$9001	\$9361	\$9735	\$10125	\$10530	\$12445

675 72" Wide Banquette – Wood Veneer Frame COM Yardage: Total: 6.5 Yds. / Back: 3 Yds. / Seat: 3.5 Yds.

COM	GR1	GR2	GR3	GR4	GR5	GR6	GR7	GR8	GR9	GR10	LEA
\$9679	\$10357	\$10771	\$11202	\$11650	\$12116	\$12600	\$13104	\$13628	\$14174	\$14741	\$17422

OPTIONS

Add upcharge to list price and code to model number

FR	CA133 Fire Retardant per yard	\$90/yd.
MB	Moisture Barrier - up to 60" width	\$125 per bench
MB	Moisture Barrier - over 60" width	\$200 per bench
2FO	Two Fabric Option	-

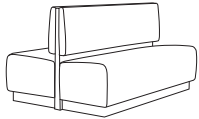
CO	Clean Out - up to 60" width	\$250
CO	Clean Out - over 60" width	\$350
PANEL	Call ERG customer service for quote	Call
UFB	Unfinished Plinth Base	Deduct \$80

DIMENSIONS	48" Wide Banquette	60" Wide Banquette	72" Wide Banquette
Seat Depth:	20"	20"	20"
Seat Height:	18"	18"	18"
Overall Depth:	47"	47"	47"
Overall Width:	48"	60"	72"
Overall Height:	36"	36"	36"
Qty./Wt.:	1 ea./110 lbs.	1 ea./165 lbs.	1 ea./210 lbs.



PALERMO BACK-TO-BACK BANQUETTE

MODEL / DESCRIPTION / LIST PRICING



670-B2B 48" Wide Back-to-Back Banquette – Laminate Frame COM Yardage: Total: 9 Yds. / Back: 4 Yds. / Seat: 5 Yds.

COM	GR1	GR2	GR3	GR4	GR5	GR6	GR7	GR8	GR9	GR10	LEA
\$6568	\$7028	\$7309	\$7601	\$7905	\$8221	\$8550	\$8892	\$9248	\$9618	\$10003	\$11822

671-B2B 48" Wide Back-to-Back Banquette – Wood Veneer COM Yardage: Total: 9 Yds. / Back: 4 Yds. / Seat: 5 Yds.

COM	GR1	GR2	GR3	GR4	GR5	GR6	GR7	GR8	GR9	GR10	LEA
\$9194	\$9838	\$10231	\$10640	\$11066	\$11509	\$11969	\$12448	\$12946	\$13463	\$14002	\$16549

672-B2B 60" Wide Back-to-Back Banquette – Laminate Frame COM Yardage: Total: 11.5 Yds. / Back: 5.5 Yds. / Seat: 6 Yds.

COM	GR1	GR2	GR3	GR4	GR5	GR6	GR7	GR8	GR9	GR10	LEA
\$9698	\$10377	\$10792	\$11224	\$11673	\$12139	\$12625	\$13130	\$13655	\$14201	\$14770	\$17456

673-B2B 60" Wide Back-to-Back Banquette – Wood Veneer COM Yardage: Total: 11.5 Yds. / Back: 5.5 Yds. / Seat: 6 Yds.

COM	GR1	GR2	GR3	GR4	GR5	GR6	GR7	GR8	GR9	GR10	LEA
\$13575	\$14525	\$15106	\$15711	\$16339	\$16992	\$17672	\$18379	\$19114	\$19879	\$20674	\$24435

674-B2B 72" Wide Back-to-Back Banquette – Laminate Frame COM Yardage: Total: 13 Yds. / Back: 6 Yds. / Seat: 7 Yds.

COM	GR1	GR2	GR3	GR4	GR5	GR6	GR7	GR8	GR9	GR10	LEA
\$13137	\$14057	\$14619	\$15204	\$15812	\$16444	\$17102	\$17786	\$18498	\$19237	\$20007	\$23647

675-B2B 72" Wide Back-to-Back Banquette – Wood Veneer COM Yardage: Total: 13 Yds. / Back: 6 Yds. / Seat: 7 Yds.

COM	GR1	GR2	GR3	GR4	GR5	GR6	GR7	GR8	GR9	GR10	LEA
\$18389	\$19676	\$20463	\$21282	\$22133	\$23018	\$23939	\$24897	\$25893	\$26928	\$28005	\$33100

OPTIONS

Add upcharge to list price and code to model number

FR	CA133 Fire Retardant per yard	\$90/yd.
MB	Moisture Barrier - up to 60" width	\$125 per bench
MB	Moisture Barrier - over 60" width	\$200 per bench
2FO	Two Fabric Option	-

CO	Clean Out - up to 60" width	\$250
CO	Clean Out - over 60" width	\$350
PANEL	Call ERG customer service for quote	Call
UFB	Unfinished Plinth Base	Deduct \$80

RAVEN BANQUETTE

The Raven Banquette offers the utmost in seating comfort. Designed for higher education and any public spaces that require long duration seating comfort and greater width and depth.

*Raven Banquette Available in 3 heights
27", 33" or 42"*




RAVEN SINGLE UNIT
33" STANDARD HEIGHT



2-SEAT UNIT
33" STANDARD HEIGHT



BACK TO BACK UNIT WITH LEGS
33" STANDARD HEIGHT



CURVED SEAT BACK CORNER UNIT
33" STANDARD HEIGHT

ORDERING INFORMATION

- 1) Series Name
- 2) Model Number
- 3) Quantity
- 4) Fabric Grade & Number
- 5) Optional Items / Colors

RAVEN MODULAR LOUNGE SPECIFICATIONS

Frame Construction

Frame assembly is constructed of multi-ply hardwood, with tongue and groove construction. All foam is fully bonded to frame. Seat cushions are 4" graded high resiliency (H.R.) block foam with back 3" (H.R.) foam, covered entirely with special bonded polyester fiber to protect final upholstery. No sag-springs are installed in seat & back along with interlocking helicoil springs to prevent sagging and provide additional lower back and seat support.

Upholstery

Seat and back are covered in choice of fabric, vinyl, crypton, leather or COM. ERG uses only water based glues and adhesives in our upholstery process.

Standard Plinth Base

The standard recessed base is available in a choice of laminate or unfinished so that you can add your own cove base or carpet.

Optional Metal Legs


3" Round tubular steel legs are available in standard powder coat finishes or optional polished chrome. Round wood legs are available in standard stain finishes.

Anchoring

Raven Banquettes are easy to anchor to the floor. Floor mount instructions can be provided by customer service. Hardware for anchoring bench to the floor is not included.

OPTIONS

- CODE: FR - CA133 Fire Retardant.
- CODE: MB -Moisture Barrier.
- CODE: LOW - Fully Upholstered Low Back - 27" OA Height.
- CODE: LEGS - Powder Coat Color Metal Legs.
- CODE: WOD - Wood Legs.
- CODE: PC - Polished Chrome Legs.
- CODE: 2FO - Two Fabric Option.
- CODE: GB - Ganging Brackets (Necessary when ganging two or more modules together).
- CODE: UFB - Unfinished Plinth Base.



CURVED BACK PANEL CORNER UNIT
33" STANDARD HEIGHT



42" HI-BACK HEIGHT



POLISHED CHROME LEGS



WOOD LEGS



TWO FABRIC OPTION




27" LOW BACK OPTION

DIMENSIONS	Straight Banquette	Back-to-Back Banquette
Seat Depth:	20"	20"
Seat Height:	18"	18"
Overall Depth:	27"	52"
Overall Width:	22, 48, 60, 72"	22, 48, 60, 72"
Overall Height:	33"	33"
Qty./Wt.:	1 ea./150 lbs.	1 ea./280 lbs.



RAVEN SINGLE BANQUETTE

MODEL / DESCRIPTION / LIST PRICING



8370 22" Straight Banquette COM Yardage: Total: 3.5 Yds. / Back: 2 Yds. / Seat: 1.5 Yds.

COM	GR1	GR2	GR3	GR4	GR5	GR6	GR7	GR8	GR9	GR10	LEA
\$1293	\$1383	\$1438	\$1496	\$1556	\$1618	\$1683	\$1750	\$1820	\$1893	\$1969	\$2327

8372 48" Straight Banquette COM Yardage: Total: 6 Yds. / Back: 3.5 Yds. / Seat: 2.5 Yds.

COM	GR1	GR2	GR3	GR4	GR5	GR6	GR7	GR8	GR9	GR10	LEA
\$2191	\$2344	\$2438	\$2535	\$2637	\$2742	\$2852	\$2966	\$3085	\$3208	\$3336	\$3943

8374 60" Straight Banquette COM Yardage: Total: 7 Yds. / Back: 4 Yds. / Seat: 3 Yds.

COM	GR1	GR2	GR3	GR4	GR5	GR6	GR7	GR8	GR9	GR10	LEA
\$2799	\$2994	\$3114	\$3239	\$3368	\$3503	\$3643	\$3789	\$3940	\$4098	\$4262	\$5037

8376 72" Straight Banquette COM Yardage: Total: 8.5 Yds. / Back: 5 Yds. / Seat: 3.5 Yds.

COM	GR1	GR2	GR3	GR4	GR5	GR6	GR7	GR8	GR9	GR10	LEA
\$3572	\$3822	\$3975	\$4134	\$4299	\$4471	\$4650	\$4836	\$5030	\$5231	\$5440	\$6430



8378 22" Back-to-Back Banquette COM Yardage: Total: 6.5 Yds. / Back: 3 Yds. / Seat: 3.5 Yds.

COM	GR1	GR2	GR3	GR4	GR5	GR6	GR7	GR8	GR9	GR10	LEA
\$2456	\$2627	\$2733	\$2842	\$2955	\$3074	\$3197	\$3325	\$3457	\$3596	\$3740	\$4420

8380 48" Back-to-Back Banquette COM Yardage: Total: 8.75 Yds. / Back: 4 Yds. / Seat: 4.75 Yds.

COM	GR1	GR2	GR3	GR4	GR5	GR6	GR7	GR8	GR9	GR10	LEA
\$4162	\$4454	\$4632	\$4817	\$5010	\$5210	\$5418	\$5635	\$5861	\$6095	\$6339	\$7492

8382 60" Back-to-Back Banquette COM Yardage: Total: 10.5 Yds. / Back: 4.5 Yds. / Seat: 6 Yds.

COM	GR1	GR2	GR3	GR4	GR5	GR6	GR7	GR8	GR9	GR10	LEA
\$5317	\$5689	\$5917	\$6153	\$6399	\$6655	\$6922	\$7198	\$7486	\$7786	\$8097	\$9570

8384 72" Back-to-Back Banquette COM Yardage: Total: 11.5 Yds. / Back: 5 Yds. / Seat: 6.5 Yds.

COM	GR1	GR2	GR3	GR4	GR5	GR6	GR7	GR8	GR9	GR10	LEA
\$6786	\$7261	\$7551	\$7853	\$8167	\$8494	\$8834	\$9187	\$9555	\$9937	\$10334	\$12214


OPTIONS

Add upcharge to list price and code to model number

FR	CA133 Fire Retardant per yard	\$90/yd.
MB	Moisture Barrier - up to 60" width	\$125 per bench
MB	Moisture Barrier - over 60" width	\$200 per bench
LOW	Fully Upholstered Low Back - 27" OA Height	\$95 unit
LEGS	Powder Coat Metal Legs	Deduct \$95

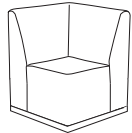
WOD	Wood Legs	Deduct \$95
PC	Polished Chrome Legs (Deduct \$95 first)	\$25 - each
2FO	Two Fabric Option	-
GB	Ganging Brackets	\$52
UFB	Unfinished Recessed Plinth Base	Deduct \$80

DIMENSIONS	Corner Banquettes	30° Curve Inside	30° Curve Outside
Seat Depth:	21"	20"	20"
Seat Height:	18"	18"	18"
Overall Depth:	28"	27"	27"
Overall Width:	28"	34"	34"
Overall Height:	33"	33"	33"
Qty./Wt.:	1 ea./98 lbs.	1 ea./98 lbs.	1 ea./98 lbs.



RAVEN CURVED BACK
CORNER BANQUETTE

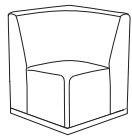
MODEL / DESCRIPTION / LIST PRICING



8386 Corner Banquette – Square Seat Back

COM Yardage: Total: 6 Yds. / Back: 4.5 Yds. / Seat: 1.5 Yds.


COM	GR1	GR2	GR3	GR4	GR5	GR6	GR7	GR8	GR9	GR10	LEA
\$1916	\$2050	\$2132	\$2217	\$2306	\$2398	\$2494	\$2594	\$2698	\$2805	\$2918	\$3448



8388 Corner Banquette – Curved Seat Back

COM Yardage: Total: 6 Yds. / Back: 4.5 Yds. / Seat: 1.5 Yds.

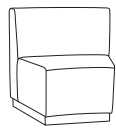
COM	GR1	GR2	GR3	GR4	GR5	GR6	GR7	GR8	GR9	GR10	LEA
\$2153	\$2303	\$2396	\$2491	\$2591	\$2695	\$2802	\$2915	\$3031	\$3152	\$3278	\$3875



8389 Corner Banquette – Curved Back Panel Corner Unit

COM Yardage: Total: 6 Yds. / Back: 4.5 Yds. / Seat: 1.5 Yds.

COM	GR1	GR2	GR3	GR4	GR5	GR6	GR7	GR8	GR9	GR10	LEA
\$2300	\$2461	\$2559	\$2662	\$2768	\$2879	\$2994	\$3114	\$3238	\$3368	\$3503	\$4140



8390 Inside 30° Curve Banquette

COM Yardage: Total: 5 Yds. / Back: 2.5 Yds. / Seat: 2.5 Yds.

COM	GR1	GR2	GR3	GR4	GR5	GR6	GR7	GR8	GR9	GR10	LEA
\$1604	\$1716	\$1785	\$1856	\$1930	\$2007	\$2088	\$2171	\$2258	\$2348	\$2442	\$2887



8392 Outside 30° Curve Banquette

COM Yardage: Total: 5 Yds. / Back: 2.5 Yds. / Seat: 2.5 Yds.

COM	GR1	GR2	GR3	GR4	GR5	GR6	GR7	GR8	GR9	GR10	LEA
\$1604	\$1716	\$1785	\$1856	\$1930	\$2007	\$2088	\$2171	\$2258	\$2348	\$2442	\$2887

OPTIONS

Add upcharge to list price and code to model number

FR	CA133 Fire Retardant per yard	\$90/yd.
MB	Moisture Barrier - up to 60" width	\$125 per bench
MB	Moisture Barrier - over 60" width	\$200 per bench
LOW	Fully Upholstered Low Back - 27" OA Height	\$95 unit
LEGS	Powder Coat Metal Legs	Deduct \$95


WOD	Wood Legs	Deduct \$95
PC	Polished Chrome Legs (Deduct \$95 first)	\$25 - each
2FO	Two Fabric Option	-
GB	Ganging Brackets	\$52
UFB	Unfinished Recessed Plinth Base	Deduct \$80

DIMENSIONS	Straight Banquette	Back-to-Back Banquette
Seat Depth:	20"	20"
Seat Height:	18"	18"
Overall Depth:	27"	52"
Overall Width:	22, 48, 60, 72"	22, 48, 60, 72"
Overall Height:	42"	42"
Qty./Wt.:	1 ea./150 lbs.	1 ea./290 lbs.



RAVEN SINGLE HIGH BACK BANQUETTE

MODEL / DESCRIPTION / LIST PRICING



8370HB 22" Straight High Back Banquette

COM Yardage: Total: 5 Yds. / Back: 3 Yds. / Seat: 2 Yds.

COM	GR1	GR2	GR3	GR4	GR5	GR6	GR7	GR8	GR9	GR10	LEA
\$1811	\$1937	\$2015	\$2096	\$2179	\$2267	\$2357	\$2452	\$2550	\$2652	\$2758	\$3259

8372HB 48" Straight High Back Banquette

COM Yardage: Total: 6.5 Yds. / Back: 4 Yds. / Seat: 2.5 Yds.

COM	GR1	GR2	GR3	GR4	GR5	GR6	GR7	GR8	GR9	GR10	LEA
\$2738	\$2929	\$3047	\$3168	\$3295	\$3427	\$3564	\$3707	\$3855	\$4009	\$4169	\$4928

8374HB 60" Straight High Back Banquette


COM Yardage: Total: 9 Yds. / Back: 5.5 Yds. / Seat: 3.5 Yds.

COM	GR1	GR2	GR3	GR4	GR5	GR6	GR7	GR8	GR9	GR10	LEA
\$3498	\$3743	\$3892	\$4048	\$4210	\$4378	\$4554	\$4736	\$4925	\$5122	\$5327	\$6296

8376HB 72" Straight High Back Banquette

COM Yardage: Total: 10 Yds. / Back: 6 Yds. / Seat: 4 Yds.

COM	GR1	GR2	GR3	GR4	GR5	GR6	GR7	GR8	GR9	GR10	LEA
\$4464	\$4777	\$4968	\$5166	\$5373	\$5588	\$5811	\$6044	\$6286	\$6537	\$6798	\$8035



8378HB 22" Back-to-Back High Back Banquette

COM Yardage: Total: 6 Yds. / Back: 3 Yds. / Seat: 3 Yds.

COM	GR1	GR2	GR3	GR4	GR5	GR6	GR7	GR8	GR9	GR10	LEA
\$3440	\$3681	\$3828	\$3981	\$4141	\$4306	\$4479	\$4658	\$4844	\$5038	\$5239	\$6192

8380HB 48" Back-to-Back High Back Banquette

COM Yardage: Total: 9 Yds. / Back: 4 Yds. / Seat: 5 Yds.

COM	GR1	GR2	GR3	GR4	GR5	GR6	GR7	GR8	GR9	GR10	LEA
\$5202	\$5566	\$5788	\$6020	\$6261	\$6511	\$6771	\$7042	\$7324	\$7617	\$7922	\$9363

8382HB 60" Back-to-Back High Back Banquette

COM Yardage: Total: 14 Yds. / Back: 6 Yds. / Seat: 8 Yds.

COM	GR1	GR2	GR3	GR4	GR5	GR6	GR7	GR8	GR9	GR10	LEA
\$6646	\$7111	\$7395	\$7691	\$7999	\$8319	\$8651	\$8997	\$9357	\$9732	\$10121	\$11962

8384HB 72" Back-to-Back High Back Banquette

COM Yardage: Total: 17 Yds. / Back: 8 Yds. / Seat: 9 Yds.

COM	GR1	GR2	GR3	GR4	GR5	GR6	GR7	GR8	GR9	GR10	LEA
\$8483	\$9077	\$9440	\$9818	\$10210	\$10619	\$11043	\$11485	\$11945	\$12422	\$12919	\$15270

OPTIONS

Add upcharge to list price and code to model number

FR	CA133 Fire Retardant per yard	\$90/yd.
MB	Moisture Barrier - up to 60" width	\$125 per bench
MB	Moisture Barrier - over 60" width	\$200 per bench
LEGS	Powder Coat Metal Legs	Deduct \$95
WOD	Wood Legs	Deduct \$95

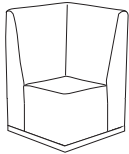
PC	Polished Chrome Legs (Deduct \$95 first)	\$25 - each
2FO	Two Fabric Option	-
GB	Ganging Brackets	\$52
UFB	Unfinished Recessed Plinth Base	Deduct \$80

DIMENSIONS	Corner Banquette	30° Curve Inside	30° Curve Outside
Seat Depth:	21"	20"	20"
Seat Height:	18"	18"	18"
Overall Depth:	28"	27"	27"
Overall Width:	28"	34"	34"
Overall Height:	42"	42"	42"
Qty./Wt.:	1 ea./75 lbs.	1 ea./80 lbs.	1 ea./80 lbs.



RAVEN INSIDE 30° CURVE HIGH BACK BANQUETTE
WITH OPTIONAL METAL LEGS

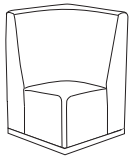
MODEL / DESCRIPTION / LIST PRICING



8386HB Corner High Back Banquette – Square Back

COM Yardage: Total: 7.5 Yds. / Back: 6 Yds. / Seat: 1.5 Yds.

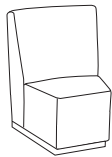
COM	GR1	GR2	GR3	GR4	GR5	GR6	GR7	GR8	GR9	GR10	LEA
\$2396	\$2563	\$2666	\$2773	\$2884	\$2999	\$3119	\$3244	\$3373	\$3508	\$3649	\$4312



8388HB Corner High Back Banquette – Curved Back

COM Yardage: Total: 6.5 Yds. / Back: 5 Yds. / Seat: 1.5 Yds.

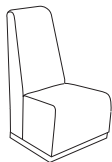
COM	GR1	GR2	GR3	GR4	GR5	GR6	GR7	GR8	GR9	GR10	LEA
\$2691	\$2880	\$2995	\$3115	\$3239	\$3369	\$3504	\$3644	\$3790	\$3941	\$4099	\$4845



8390HB Inside 30° Curve High Back Banquette

COM Yardage: Total: 5.75 Yds. / Back: 3.75 Yds. / Seat: 2 Yds.

COM	GR1	GR2	GR3	GR4	GR5	GR6	GR7	GR8	GR9	GR10	LEA
\$2005	\$2146	\$2232	\$2321	\$2414	\$2510	\$2611	\$2715	\$2824	\$2937	\$3054	\$3610



8392HB Outside 30° Curve High Back Banquette

COM Yardage: Total: 6.25 Yds. / Back: 3.75 Yds. / Seat: 2.5 Yds.

COM	GR1	GR2	GR3	GR4	GR5	GR6	GR7	GR8	GR9	GR10	LEA
\$2005	\$2146	\$2232	\$2321	\$2414	\$2510	\$2611	\$2715	\$2824	\$2937	\$3054	\$3610

OPTIONS

Add upcharge to list price and code to model number

FR	CA133 Fire Retardant per yard	\$90/yd.
MB	Moisture Barrier - up to 60" width	\$125 per bench
MB	Moisture Barrier - over 60" width	\$200 per bench
LEGS	Powder Coat Metal Legs	Deduct \$95
WOD	Wood Legs	Deduct \$95

PC	Polished Chrome Legs (Deduct \$95 first)	\$25 - each
2FO	Two Fabric Option	-
GB	Ganging Brackets	\$52
UFB	Unfinished Recessed Plinth Base	Deduct \$80

Symphony Banquette
Available in 2 heights
37" and 48"

SYMPHONY BANQUETTE

The Symphony Banquette has been primarily designed as dining lounges for dining halls, eateries and for meeting areas. The series offers a complete dining environment solution with standard-height and tall-back banquettes in both single and back-to-back configurations. Compliment with matching settees and lounges.



SYMPHONY CHAIR



SYMPHONY TALL BACK BANQUETTE



SYMPHONY TALL BACK
BACK-TO-BACK BANQUETTE

ORDERING INFORMATION

- | | |
|----------------------------|------------------------------|
| 1) Series Name | 5) Wood Stain color |
| 2) Model Number | 6) 2nd or 3rd Fabric Options |
| 3) Quantity | 7) Optional Items |
| 4) Fabric Grade and Number | |

SYMPHONY BANQUETTE SPECIFICATIONS

Frame Construction

Frame assembly is constructed of multi-ply hardwood, with tongue and groove construction. All foam is fully bonded to frame. Seat cushions are 3" graded high resiliency (H.R.) block foam, covered entirely with special bonded polyester fiber to protect final upholstery. No sag-springs are installed in seat & back along with interlocking helicoil springs to prevent sagging and provide additional lower back and seat support.

Upholstery

Seat and back are covered in choice of fabric, vinyl, crypton, leather or COM ERG uses only water based glues and adhesives in our upholstery process.

Wood Legs/Platform

Wood legs are tapered 2.5" square and 8.5" tall on a Hardrock Maple wood platform base.

COLORS / FINISHES

Frame Finish

Transparent wood stain color choices for Hardrock Maple frame.

OPTIONS


- CODE: FR - CA133 Fire Retardant.
- CODE: MB - Moisture Barrier.
- CODE: 2FO - Two Fabric Option.
- CODE: 3FO - Three Fabric Option.
- CODE: QD - Quad Tufted Seat Design
- CODE: VD - V-Pattern Seat Design
- CODE: PIP - Piping horizontally and vertically (add .25 yard COM)

Series Note:


For more Symphony models - see Lounge section

UPHOLSTERY OPTIONS


- **Two Fabric Option**
When seat and arms are upholstered in 2 different fabrics of your choice, add Code: 2FO to model number.




- **Three Fabric Option**
When seat, back and arms are upholstered in 3 different fabrics of your choice, add Code: 3FO to model number.




- **Quad Tufted Seat Design**
Tufted Seat using approved fabric. Add Code: QD to model number.



- **V-Pattern 2-Tone Seat**
V-pattern on seat. Add Code: VD to model number.



- **Piping**
Horizontal piping on front and top and vertical on back where applicable. Add Code: PIP to model number.



DIMENSIONS	Straight Banquette	Back-to-Back Banquette
Seat Depth:	20"	20"
Seat Height:	18.5"	18.5"
Overall Depth:	24.5"	48"
Overall Width:	27", 50.5", 74.5"	27", 50.5", 74.5"
Overall Height:	37"	37"
Qty./Wt.:	1 ea./150 lbs.	1 ea./300 lbs.



2-SEAT BANQUETTE WITH QUAD TUFTED SEAT DESIGN

MODEL / DESCRIPTION / LIST PRICING



4900 Chair

COM Yardage: Total: 6 Yds. / Back: 2 Yds. / Arms: 2.5 Yds. / Seat: 1.5 Yd.

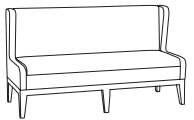
COM	GR1	GR2	GR3	GR4	GR5	GR6	GR7	GR8	GR9	GR10	LEA
\$2099	\$2246	\$2336	\$2429	\$2526	\$2627	\$2733	\$2842	\$2955	\$3074	\$3197	\$3778



4902 2-Seat Banquette

COM Yardage: Total: 7.5 Yds. / Back: 3 Yds. / Arms: 2.5 Yds. / Seat: 2 Yds.


COM	GR1	GR2	GR3	GR4	GR5	GR6	GR7	GR8	GR9	GR10	LEA
\$2927	\$3132	\$3257	\$3387	\$3523	\$3664	\$3810	\$3963	\$4121	\$4286	\$4458	\$5269



4904 3-Seat Banquette

COM Yardage: Total: 9 Yds. / Back: 4 Yds. / Arms: 2.5 Yds. / Seat: 2.5 Yds.

COM	GR1	GR2	GR3	GR4	GR5	GR6	GR7	GR8	GR9	GR10	LEA
\$4196	\$4490	\$4669	\$4856	\$5050	\$5252	\$5462	\$5681	\$5908	\$6144	\$6390	\$7553



4906 Back-to-Back Chair

COM Yardage: Total: 10 Yds. / Back: 3 Yds. / Arms: 4 Yds. / Seat: 3 Yds.

COM	GR1	GR2	GR3	GR4	GR5	GR6	GR7	GR8	GR9	GR10	LEA
\$3988	\$4267	\$4438	\$4615	\$4800	\$4992	\$5192	\$5399	\$5615	\$5840	\$6073	\$7178

4908 Back-to-Back 2-Seat Banquette

COM Yardage: Total: 11.5 Yds. / Back: 3.5 Yds. / Arms: 4 Yds. / Seat: 4 Yds.

COM	GR1	GR2	GR3	GR4	GR5	GR6	GR7	GR8	GR9	GR10	LEA
\$5562	\$5951	\$6189	\$6437	\$6694	\$6962	\$7241	\$7530	\$7832	\$8145	\$8471	\$10012

4910 Back-to-Back 3-Seat Banquette

COM Yardage: Total: 14 Yds. / Back: 5 Yds. / Arms: 4 Yds. / Seat: 5 Yds.

COM	GR1	GR2	GR3	GR4	GR5	GR6	GR7	GR8	GR9	GR10	LEA
\$7971	\$8529	\$8870	\$9225	\$9594	\$9978	\$10377	\$10792	\$11224	\$11672	\$12139	\$14348

OPTIONS

Add upcharge to list price and code to model number

FR	CA133 Fire Retardant per yard	\$90/yd.
MB	Moisture Barrier - one and two seat unit	\$125 per bench
MB	Moisture Barrier - three seat unit	\$200 per bench
2FO	Two Fabric Option	-

3FO	Three fabric option - add to highest grade	add 12%
QD	Quad Tufted Seat Design	\$159 per bench
VD	V-Pattern Seat Design	\$59 per bench
PIP	Piping horizontally and vertically	\$60 per bench

DIMENSIONS	Tall Back Straight Banquette	Tall Back Back-to-Back Banquette
Seat Depth:	20"	20"
Seat Height:	18.5"	18.5"
Overall Depth:	24.5"	48"
Overall Width:	27", 50.5", 74.5"	27", 50.5", 74.5"
Overall Height:	48"	48"
Qty./Wt.:	1 ea./150 lbs.	1 ea./300 lbs.



2-SEAT TALL BACK BANQUETTE


MODEL / DESCRIPTION / LIST PRICING



4920 Tall Back Chair

COM Yardage: Total: 10.5 Yds. / Back: 3 Yds. / Arms: 6 Yds. / Seat: 1.5 Yds.


COM	GR1	GR2	GR3	GR4	GR5	GR6	GR7	GR8	GR9	GR10	LEA
\$2464	\$2636	\$2742	\$2852	\$2966	\$3084	\$3208	\$3336	\$3469	\$3608	\$3753	\$4435



4922 2-Seat Tall Back Banquette

COM Yardage: Total: 13 Yds. / Back: 5 Yds. / Arms: 6 Yds. / Seat: 2 Yds.


COM	GR1	GR2	GR3	GR4	GR5	GR6	GR7	GR8	GR9	GR10	LEA
\$3491	\$3735	\$3885	\$4040	\$4202	\$4370	\$4545	\$4726	\$4915	\$5112	\$5317	\$6284



4924 3-Seat Tall Back Banquette

COM Yardage: Total: 15.5 Yds. / Back: 7 Yds. / Arms: 6 Yds. / Seat: 2.5 Yds.

COM	GR1	GR2	GR3	GR4	GR5	GR6	GR7	GR8	GR9	GR10	LEA
\$4904	\$5247	\$5457	\$5675	\$5902	\$6139	\$6384	\$6639	\$6905	\$7181	\$7469	\$8827



4912 Back-to-Back Tall Back Chair

COM Yardage: Total: 12 Yds. / Back: 3 Yds. / Arms: 6 Yds. / Seat: 3 Yds.

COM	GR1	GR2	GR3	GR4	GR5	GR6	GR7	GR8	GR9	GR10	LEA
\$4681	\$5009	\$5209	\$5417	\$5634	\$5859	\$6094	\$6338	\$6591	\$6855	\$7129	\$8426

4914 Back-to-Back 2-Seat Tall Back Banquette

COM Yardage: Total: 14.5 Yds. / Back: 5 Yds. / Arms: 6 Yds. / Seat: 3.5 Yds.

COM	GR1	GR2	GR3	GR4	GR5	GR6	GR7	GR8	GR9	GR10	LEA
\$6632	\$7096	\$7380	\$7675	\$7982	\$8302	\$8634	\$8979	\$9338	\$9712	\$10100	\$11938

4916 Back-to-Back 3-Seat Tall Back Banquette

COM Yardage: Total: 18 Yds. / Back: 7 Yds. / Arms: 6 Yds. / Seat: 5 Yds.

COM	GR1	GR2	GR3	GR4	GR5	GR6	GR7	GR8	GR9	GR10	LEA
\$9317	\$9969	\$10368	\$10783	\$11214	\$11663	\$12129	\$12614	\$13119	\$13644	\$14189	\$16771

OPTIONS

Add upcharge to list price and code to model number

FR	CA133 Fire Retardant per yard	\$90/yd.
MB	Moisture Barrier - one and two seat unit	\$125 per bench
MB	Moisture Barrier - three seat unit	\$200 per bench
2FO	Two Fabric Option	-

3FO	Three fabric option	-
QD	Quad Tufted Seat Design	\$159 per seat
VD	V-Pattern Seat Design	\$59 per seat
PIP	Piping horizontally and vertically	\$60 per seat

2 Postures
Straight and Slanted
postures available

TIVOLI SERIES

The Tivoli Banquette is cleverly designed with the bench resting on a welded steel frame. Seats and backs can be upholstered with matching fabrics, or choose an optional two tone or vinyl and fabric combination to match any color scheme. Available in slanted or straight posture, with or without privacy panel.



TIVOLI WITH PRIVACY PANEL



TIVOLI BANQUETTE
STANDARD SLANTED



TIVOLI BANQUETTE
STRAIGHT POSTURE



BACK TO BACK UNIT WITH PRIVACY PANEL

ORDERING INFORMATION

- | | |
|----------------------------|---------------------------------|
| 1) Series Name | 6) Panel Laminate Selection |
| 2) Model Number | 7) Panel Veneer Species & Stain |
| 3) Quantity | 8) Optional Items |
| 4) Fabric Grade and Number | |
| 5) Frame Color | |

TIVOLI GENERAL SPECIFICATIONS

Design

The Tivoli is available with or without privacy panel. Available in two postures:

1. Slanted (the back slightly angled).
2. Straight (the back and seat in a straight posture).

For your custom seating needs, contact our Customer Service department.

Frame Construction

Frame assembly is constructed of multi-ply hardwood, with tongue and groove construction. All foam is fully bonded to frame. Seat cushions are 3" graded high resiliency (H.R.) block foam with 2" (H.R.) foam back, covered entirely with special bonded polyester fiber to protect final upholstery. No sag-springs are installed in seat & back along with interlocking helicoil springs to prevent sagging and provide additional lower back and seat support.

Upholstery

Seat and back are covered in choice of fabric, vinyl, crypton, leather or COM. ERG uses only water based glues and adhesives in our upholstery process.

Metal Leg Construction

The standard angled legs are 1.5" diameter mandrel formed steel, for a unique style and durability. Straight rear legs are available, ideal for placing against walls.

COLORS / FINISHES

Frame Finish Colors:

Standard powder coat colors available & optional polished chrome.

OPTIONS

- CODE: FR - CA133 Fire Retardant.
- CODE: MB - Moisture Barrier.
- CODE: SRL - Straight Rear Leg.
- CODE: 2FO - Two Fabric Option.
- CODE: PC - Polished Chrome Legs
- CODE: BHC - Bar Height Counter

Custom configurations are available... curved, bar-counter and corner units are just an example.



BAR-HEIGHT
COUNTER



BAR HEIGHT
COUNTER



2 SECTION CORNER



STRAIGHT REAR LEG



AVAILABLE ACRYLIC
PRIVACY PANELS


DIMENSIONS	48" Wide Banquette	60" Wide Banquette	72" Wide Banquette	Back-to-Back Banquette
Seat Depth:	20"	20"	20"	20"
Seat Height:	18"	18"	18"	18"
Overall Depth:*	32"	32"	32"	52"
Overall Width:	48"	60"	72"	48", 60", 72"
Overall Height:	34"	34"	34"	34"
Qty./Wt.:	1 ea./110 lbs	1 ea./165 lbs	1 ea./210 lbs	1 ea./210 lbs

*Overall depth with straight rear leg option is 27"



TIVOLI BANQUETTE

MODEL / DESCRIPTION / LIST PRICING



640 48" Wide Banquette - Slanted Posture COM Yardage: Total: 5.5 Yds. / Back: 3.5 Yds. / Seat: 2 Yds.


COM	GR1	GR2	GR3	GR4	GR5	GR6	GR7	GR8	GR9	GR10	LEA
\$2172	\$2324	\$2416	\$2513	\$2614	\$2718	\$2827	\$2940	\$3058	\$3180	\$3307	\$3909

642 60" Wide Banquette - Slanted Posture COM Yardage: Total: 7 Yds. / Back 4.5 Yds. / Seat: 2.5 Yds.

COM	GR1	GR2	GR3	GR4	GR5	GR6	GR7	GR8	GR9	GR10	LEA
\$2962	\$3169	\$3296	\$3428	\$3565	\$3708	\$3856	\$4010	\$4171	\$4337	\$4511	\$5331

644 72" Wide Banquette - Slanted Posture COM Yardage: Total: 8 Yds. / Back: 5 Yds. / Seat: 3 Yds.

COM	GR1	GR2	GR3	GR4	GR5	GR6	GR7	GR8	GR9	GR10	LEA
\$3547	\$3796	\$3948	\$4105	\$4270	\$4441	\$4618	\$4803	\$4995	\$5195	\$5403	\$6385



646 48" Wide Banquette - Straight Posture COM Yardage: Total: 5.5 Yds. / Back: 3.5 Yds. / Seat: 2 Yds.

COM	GR1	GR2	GR3	GR4	GR5	GR6	GR7	GR8	GR9	GR10	LEA
\$2172	\$2324	\$2416	\$2513	\$2614	\$2718	\$2827	\$2940	\$3058	\$3180	\$3307	\$3909

647 60" Wide Banquette - Straight Posture COM Yardage: Total: 7 Yds. / Back 4.5 Yds. / Seat: 2.5 Yds.

COM	GR1	GR2	GR3	GR4	GR5	GR6	GR7	GR8	GR9	GR10	LEA
\$2962	\$3169	\$3296	\$3428	\$3565	\$3708	\$3856	\$4010	\$4171	\$4337	\$4511	\$5331

648 72" Wide Banquette - Straight Posture COM Yardage: Total: 8 Yds. / Back: 5 Yds. / Seat: 3 Yds.

COM	GR1	GR2	GR3	GR4	GR5	GR6	GR7	GR8	GR9	GR10	LEA
\$3547	\$3796	\$3948	\$4105	\$4270	\$4441	\$4618	\$4803	\$4995	\$5195	\$5403	\$6385



640-B2B 48" Wide Back-to-Back Banquette COM Yardage: Total: 8 Yds. / Back: 4 Yds. / Seat: 4 Yds.

COM	GR1	GR2	GR3	GR4	GR5	GR6	GR7	GR8	GR9	GR10	LEA
\$4126	\$4414	\$4591	\$4775	\$4966	\$5164	\$5371	\$5586	\$5809	\$6042	\$6283	\$7426

642-B2B 60" Wide Back-to-Back Banquette COM Yardage: Total: 10 Yds. / Back: 5 Yds. / Seat: 5 Yds.

COM	GR1	GR2	GR3	GR4	GR5	GR6	GR7	GR8	GR9	GR10	LEA
\$5627	\$6021	\$6262	\$6513	\$6773	\$7044	\$7326	\$7619	\$7924	\$8241	\$8570	\$10129

644-B2B 72" Wide Back-to-Back Banquette COM Yardage: Total: 12 Yds. / Back: 6 Yds. / Seat: 6 Yds.

COM	GR1	GR2	GR3	GR4	GR5	GR6	GR7	GR8	GR9	GR10	LEA
\$6739	\$7211	\$7499	\$7799	\$8111	\$8436	\$8773	\$9124	\$9489	\$9869	\$10263	\$12131

OPTIONS

Add upcharge to list price and code to model number

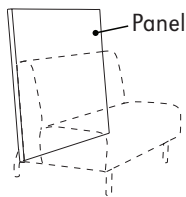
FR	CA133 Fire Retardant per yard	\$90/yd.
MB	Moisture Barrier - up to 60" width	\$125 per bench
MB	Moisture Barrier - over 60" width	\$200 per bench
SRL	Straight Rear Leg	N/C
2FO	Two Fabric Option	-

PC	Polished Chrome - single unit, up to 60"	\$300
PC	Polished Chrome - single unit, over 60"	\$450
PC	Polished Chrome - back-to-back unit, up to 60"	\$500
PC	Polished Chrome - back-to-back unit, over 60"	\$750
BHC	Bar Height Counter	CALL

DIMENSIONS	48" Wide Privacy Panel	60" Wide Privacy Panel	72" Wide Privacy Panel
Panel Depth:	1.25"	1.25"	1.25"
Panel Width:	48"	60"	72"
Panel Height:	49"	49"	49"
Qty./Wt.:	1 ea./65 lbs.	1 ea./85 lbs.	1 ea./115 lbs.



MODEL / DESCRIPTION / LIST PRICING



640P 48" Wide Privacy Panel Only COM Yardage: Total: 3 Yds. (Please allow extra fabric for repeat design.)

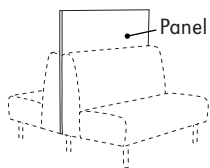
COM	GR1	GR2	GR3	GR4	GR5	GR6	GR7	GR8	GR9	GR10	LEA
\$753	\$806	\$838	\$871	\$906	\$943	\$980	\$1019	\$1060	\$1103	\$1147	\$1355
LAMINATE			VENEER								
\$676			\$1596								

642P 60" Wide Privacy Panel Only COM Yardage: Total: 4 Yds. (Please allow extra fabric for repeat design.)

COM	GR1	GR2	GR3	GR4	GR5	GR6	GR7	GR8	GR9	GR10	LEA
\$993	\$1063	\$1105	\$1149	\$1195	\$1243	\$1293	\$1345	\$1398	\$1454	\$1513	\$1788
LAMINATE			VENEER								
\$884			\$2053								

644P 72" Wide Privacy Panel Only COM Yardage: Total: 5 Yds. (Please allow extra fabric for repeat design.)

COM	GR1	GR2	GR3	GR4	GR5	GR6	GR7	GR8	GR9	GR10	LEA
\$1216	\$1301	\$1353	\$1407	\$1463	\$1522	\$1583	\$1646	\$1712	\$1780	\$1852	\$2188
LAMINATE			VENEER								
\$1371			\$3123								



640-B2BP 48" Wide Privacy Panel Only COM Yardage: Total: 2.5 Yds. (Please allow extra fabric for repeat design.)

COM	GR1	GR2	GR3	GR4	GR5	GR6	GR7	GR8	GR9	GR10	LEA
\$753	\$806	\$838	\$871	\$906	\$943	\$980	\$1019	\$1060	\$1103	\$1147	\$1355
LAMINATE			VENEER								
\$676			\$1596								

642-B2BP 60" Wide Privacy Panel Only COM Yardage: Total: 3 Yds. (Please allow extra fabric for repeat design.)

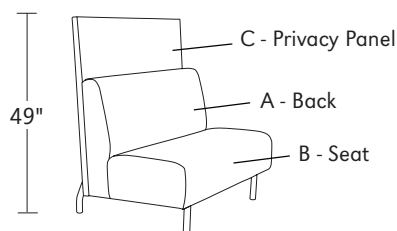
COM	GR1	GR2	GR3	GR4	GR5	GR6	GR7	GR8	GR9	GR10	LEA
\$993	\$1063	\$1105	\$1149	\$1195	\$1243	\$1293	\$1345	\$1398	\$1454	\$1513	\$1788
LAMINATE			VENEER								
\$884			\$2053								

644-B2BP 72" Wide Privacy Panel Only COM Yardage: Total: 3.5 Yds. (Please allow extra fabric for repeat design.)

COM	GR1	GR2	GR3	GR4	GR5	GR6	GR7	GR8	GR9	GR10	LEA
\$1216	\$1301	\$1353	\$1407	\$1463	\$1522	\$1583	\$1646	\$1712	\$1780	\$1852	\$2188
LAMINATE			VENEER								
\$1371			\$3123								



AVAILABLE ACRYLIC
PRIVACY PANELS



The Tivoli with Privacy Panel ships K-D with the corresponding width Banquette Model. Fabric panel is labeled C in the diagram to be used for specifying contrasting fabrics.

- For laminate panel specify laminate name and number.
- For wood veneer panel, specify species and stain color.
- Available in Acrylic - call customer service for details.

Note: Shipped K-D: Shipped Knocked Down, Easy to Assemble

VERONA SERIES

The Verona Banquette is the perfect choice for your perimeter seating or dining needs. Seats and backs can be upholstered with matching fabrics, or choose an optional two tone or vinyl and fabric combination to match any color scheme. Frame can be finished in your choice of laminate or optional wood veneer.



VERONA BANQUETTE



BACK TO BACK VERONA WITH
CLEAN OUT OPTION

ORDERING INFORMATION

- | | |
|----------------------------|---------------------------|
| 1) Series Name | 5) Contrasting Fabrics |
| 2) Model Number | 6) Laminate Selection |
| 3) Quantity | 7) Veneer Species & Stain |
| 4) Fabric Grade and Number | 8) Optional Items |

VERONA GENERAL SPECIFICATIONS

Upholstery

Seat and back are covered in choice of fabric, vinyl, crypton, leather or COM. ERG uses only water based glues and adhesives in our upholstery process.

Frame Construction

The Verona frame is made of multi-ply hardwood and finished with your choice of laminates or optional wood veneer. All foam is fully bonded to frame. Seat cushions are 3" graded high resiliency (H.R.) block foam with back 2" (H.R.) foam, covered entirely with special bonded polyester fiber to protect final upholstery. Cushions are supported by no-sag springs. The Verona back cushion is removable and the seat frame is constructed of multi-ply hardwood and is removable. The recessed base is available in your choice of laminates.

Anchoring

Verona dining benches are easy to anchor to the floor. Hardware for securing the unit to the floor is not included

Note:

Please allow extra fabric for repeat design.

COLORS / FINISHES

Contrasting Fabric:


Contrasting fabrics are available, see options for pricing.

OPTIONS

- CODE: FR - CA133 Fire Retardant.
- CODE: MB - Moisture Barrier.
- CODE: 2FO - Two Fabric Option.
- CODE: CO - Clean Out.
- CODE: USS - Underseat storage for 48" and 60".
- CODE: MTL - Metal Legs: - select color from standard finishes.



METAL LEG OPTION




VERONA CORNER CONFIGURATION




CUSTOM CURVED VERONA

DIMENSIONS	48" Wide Banquette	60" Wide Banquette	72" Wide Banquette
Seat Depth:	20"	20"	20"
Seat Height:	18"	18"	18"
Overall Width:	48"	60"	72"
Overall Depth:	27"	27"	27"
Overall Height:	36"	36"	36"
Qty./Wt.:	1 ea. 110 lbs	1 ea. 165 lbs	1 ea. 210 lbs



VERONA

MODEL / DESCRIPTION / LIST PRICING



650 48" Wide Banquette - Laminate Frame COM Yardage: Total: 4 Yds. / Back: 2 Yds. / Seat: 2 Yds.

COM	GR1	GR2	GR3	GR4	GR5	GR6	GR7	GR8	GR9	GR10	LEA
\$2729	\$2920	\$3037	\$3158	\$3285	\$3416	\$3553	\$3695	\$3843	\$3996	\$4156	\$4912

For unfinished back laminate frame deduct \$200

651 48" Wide Banquette - Wood Veneer Frame COM Yardage: Total: 4 Yds. / Back: 2 Yds. / Seat: 2 Yds.

COM	GR1	GR2	GR3	GR4	GR5	GR6	GR7	GR8	GR9	GR10	LEA
\$3820	\$4087	\$4251	\$4421	\$4598	\$4782	\$4973	\$5172	\$5379	\$5594	\$5818	\$6876

For unfinished back veneer frame deduct \$400

652 60" Wide Banquette - Laminate Frame COM Yardage: Total: 5 Yds. / Back: 2.5 Yds. / Seat: 2.5 Yds.

COM	GR1	GR2	GR3	GR4	GR5	GR6	GR7	GR8	GR9	GR10	LEA
\$4029	\$4311	\$4483	\$4663	\$4849	\$5043	\$5245	\$5455	\$5673	\$5900	\$6136	\$7252

For unfinished back laminate frame deduct \$225

653 60" Wide Banquette - Wood Veneer Frame COM Yardage: Total: 5 Yds. / Back: 2.5 Yds. / Seat: 2.5 Yds.

COM	GR1	GR2	GR3	GR4	GR5	GR6	GR7	GR8	GR9	GR10	LEA
\$5641	\$6036	\$6277	\$6528	\$6790	\$7061	\$7344	\$7637	\$7943	\$8261	\$8591	\$10154

For unfinished back veneer frame deduct \$450

654 72" Wide Banquette - Laminate Frame COM Yardage: Total: 6 Yds. / Back: 3 Yds. / Seat: 3 Yds.

COM	GR1	GR2	GR3	GR4	GR5	GR6	GR7	GR8	GR9	GR10	LEA
\$5459	\$5841	\$6075	\$6318	\$6570	\$6833	\$7107	\$7391	\$7687	\$7994	\$8314	\$9826

For unfinished back laminate frame deduct \$250

655 72" Wide Banquette - Wood Veneer Frame COM Yardage: Total: 6 Yds. / Back: 3 Yds. / Seat: 3 Yds.

COM	GR1	GR2	GR3	GR4	GR5	GR6	GR7	GR8	GR9	GR10	LEA
\$7640	\$8175	\$8502	\$8842	\$9196	\$9563	\$9946	\$10344	\$10757	\$11188	\$11635	\$13752

For unfinished back veneer frame deduct \$500


OPTIONS

Add upcharge to list price and code to model number

FR	CA133 Fire Retardant per yard	\$90/yd.
MB	Moisture Barrier - up to 60" width	\$125 per bench
MB	Moisture Barrier - over 60" width	\$200 per bench
2FO	Two Fabric Option	-

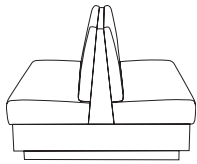
CO	Clean Out - up to 60" width	\$250
CO	Clean Out - over 60" width	\$350
USS	Under Seat Fully Lined Storage - for 48" and 60"	\$450
MTL	Metal Legs - per unit	subtract \$50

DIMENSIONS	48" Wide Banquette	60" Wide Banquette	72" Wide Banquette
Seat Depth:	20"	20"	20"
Seat Height:	18"	18"	18"
Overall Width:	48"	60"	72"
Overall Depth:	52"	52"	52"
Overall Height:	36"	36"	36"
Qty./Wt.:	1 ea./150 lbs.	1 ea./200 lbs.	1 ea./245 lbs.



BACK TO BACK VERONA
WITH CLEAN OUT OPTION

MODEL / DESCRIPTION / LIST PRICING



650-B2B 48" Wide Back to Back - Laminate Frame

COM Yardage: Total: 8 Yds. / Back: 4 Yds. / Seat: 4 Yds.

COM	GR1	GR2	GR3	GR4	GR5	GR6	GR7	GR8	GR9	GR10	LEA
\$5186	\$5549	\$5771	\$6002	\$6242	\$6492	\$6751	\$7021	\$7302	\$7594	\$7898	\$9335

651-B2B 48" Wide Back to Back - Wood Veneer Frame

COM Yardage: Total: 8 Yds. / Back: 4 Yds. / Seat: 4 Yds.

COM	GR1	GR2	GR3	GR4	GR5	GR6	GR7	GR8	GR9	GR10	LEA
\$7258	\$7766	\$8077	\$8400	\$8736	\$9085	\$9449	\$9827	\$10220	\$10628	\$11054	\$13064

652-B2B 60" Wide Back to Back - Laminate Frame

COM Yardage: Total: 10 Yds. / Back: 5 Yds. / Seat: 5 Yds.

COM	GR1	GR2	GR3	GR4	GR5	GR6	GR7	GR8	GR9	GR10	LEA
\$7655	\$8191	\$8518	\$8859	\$9214	\$9582	\$9965	\$10364	\$10779	\$11210	\$11658	\$13779

653-B2B 60" Wide Back to Back - Wood Veneer Frame

COM Yardage: Total: 10 Yds. / Back: 5 Yds. / Seat: 5 Yds.

COM	GR1	GR2	GR3	GR4	GR5	GR6	GR7	GR8	GR9	GR10	LEA
\$10714	\$11464	\$11923	\$12399	\$12895	\$13411	\$13948	\$14506	\$15086	\$15689	\$16317	\$19285

654-B2B 72" Wide Back to Back - Laminate Frame

COM Yardage: Total: 12 Yds. / Back: 6 Yds. / Seat: 6 Yds.

COM	GR1	GR2	GR3	GR4	GR5	GR6	GR7	GR8	GR9	GR10	LEA
\$10371	\$11097	\$11541	\$12002	\$12483	\$12982	\$13501	\$14041	\$14603	\$15187	\$15794	\$18668

655-B2B 72" Wide Back to Back - Wood Veneer Frame

COM Yardage: Total: 12 Yds. / Back: 6 Yds. / Seat: 6 Yds.

COM	GR1	GR2	GR3	GR4	GR5	GR6	GR7	GR8	GR9	GR10	LEA
\$14516	\$15532	\$16153	\$16800	\$17472	\$18170	\$18897	\$19653	\$20439	\$21257	\$22107	\$26129

OPTIONS

Add upcharge to list price and code to model number

FR	CA133 Fire Retardant per yard	\$90/yd.
MB	Moisture Barrier - up to 60" width	\$125 per bench
MB	Moisture Barrier - over 60" width	\$200 per bench
2FO	Two Fabric Option	-

CO	Clean Out - up to 60" width	\$250
CO	Clean Out - over 60" width	\$350
USS	Under Seat Fully Lined Storage - for 48" and 60"	\$450
MTL	Metal Legs - per unit	subtract \$50

DIMENSIONS	86" Wide Corner Banquette	L/R End Corner Banquettes	90° Corner Banquettes
Seat Depth:	18.5"	18.5"	18.5"
Seat Width:	34"	19"	18.5"
Seat Height:	18"	18"	18"
Overall Width:	86"	48"	30"
Overall Depth:	27"	27"	30"
Overall Height:	36"	36"	36"
Qty./Wt.:	1 ea./220 lbs.	1 ea./125 lbs.	1 ea./150 lbs.

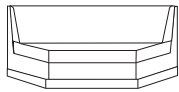


VERONA LEFT END AND RIGHT END
CORNER BANQUETTES



VERONA 90° CORNER UNIT

MODEL / DESCRIPTION / LIST PRICING



656 86" Wide Corner Banquette - Laminate Frame COM Yardage: Total: 7 Yds. / Back: 4 Yds. / Seat: 3 Yds.

COM	GR1	GR2	GR3	GR4	GR5	GR6	GR7	GR8	GR9	GR10	LEA
\$6004	\$6424	\$6681	\$6949	\$7226	\$7515	\$7816	\$8129	\$8454	\$8792	\$9144	\$10807

657 86" Wide Corner Banquette - Wood Veneer Frame COM Yardage: Total: 7 Yds. / Back: 4 Yds. / Seat: 3 Yds.

COM	GR1	GR2	GR3	GR4	GR5	GR6	GR7	GR8	GR9	GR10	LEA
\$8883	\$9505	\$9885	\$10280	\$10692	\$11119	\$11564	\$12027	\$12508	\$13008	\$13528	\$15989



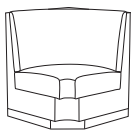
658L/R Left or Right End Corner Banquette - Laminate Frame COM Yardage: Total: 4.5 Yds. / Back: 2.5 Yds. / Seat: 2 Yds.

COM	GR1	GR2	GR3	GR4	GR5	GR6	GR7	GR8	GR9	GR10	LEA
\$3610	\$3863	\$4017	\$4178	\$4345	\$4519	\$4700	\$4888	\$5083	\$5286	\$5498	\$6498



659L/R Left or Right End Corner Banquette - Wood Veneer Frame COM Yardage: Total: 4.5 Yds. / Back: 2.5 Yds. / Seat: 2 Yds.

COM	GR1	GR2	GR3	GR4	GR5	GR6	GR7	GR8	GR9	GR10	LEA
\$5320	\$5692	\$5920	\$6157	\$6403	\$6659	\$6926	\$7203	\$7491	\$7790	\$8102	\$9576



660 Verona 90° Corner Unit - Laminate Frame COM Yardage: Total: 5.5 Yds. / Back: 4 Yds. / Seat: 1.5 Yds.

COM	GR1	GR2	GR3	GR4	GR5	GR6	GR7	GR8	GR9	GR10	LEA
\$2470	\$2643	\$2749	\$2859	\$2973	\$3092	\$3215	\$3344	\$3478	\$3617	\$3762	\$4446

661 Verona 90° Corner Unit - Wood Veneer Frame COM Yardage: Total: 5.5 Yds. / Back: 4 Yds. / Seat: 1.5 Yds.

COM	GR1	GR2	GR3	GR4	GR5	GR6	GR7	GR8	GR9	GR10	LEA
\$3705	\$3964	\$4123	\$4288	\$4459	\$4638	\$4823	\$5016	\$5217	\$5425	\$5643	\$6669

OPTIONS

Add upcharge to list price and code to model number

FR	CA133 Fire Retardant per yard	\$90/yd.
MB	Moisture Barrier - up to 60" width	\$125 per bench
MB	Moisture Barrier - over 60" width	\$200 per bench
2FO	Two Fabric Option	-

CO	Clean Out - up to 60" width	\$250
CO	Clean Out - over 60" width	\$350
USS	Under Seat Fully Lined Storage - for 48" and 60"	\$450
MTL	Metal Legs - per unit	subtract \$50

Let ERG International help you in the decision making!

Why Specify Cluster Seating?

- No chair tripping hazard
- Seats are elevated for easy floor cleanup
- Seats are fixed to frame

Cluster Seating Usage

- Food Courts & Dining Halls
- Corporate, Healthcare and Student Cafeterias

Cluster Selection 185
 Barri 187
 Cora 189
 Roundabout 191
 Vista 192
 Cluster Seat Choices 194

**MADE IN
USA**

Select Your Seats
See end of this section



ERG has created several cluster seating styles designed with durability, organization and safety in mind



1 - BARRI



2 - CORA



3 - ROUNDABOUT



4 - VISTA

– see what ERG can offer you!

At ERG, your choices are only limited by your imagination!

Please don't forget the selection of seating options that ERG International offers! The choices are incredible!

For more information, please refer to our Multi-purpose Seating Section.

1 – BARRI

Benton	Florin
Benton Demi Back	Pento Demi Back
Dekko Demi Back	Webby
Delfi	Webby Wood

Cluster Seat Choices



Benton



Benton Demi

2 – CORA

Benton	Florin
Benton Demi Back	Pento Demi Back
Dekko Demi Back	Webby
Delfi	Webby Wood




Dekko Demi

3 – ROUNDAABOUT

Benton	Florin
Benton Demi Back	Pento Demi Back
Dekko Demi Back	Webby
Delfi	Webby Wood



Delfi



Florin

4 – VISTA

Benton	Florin
Benton Demi Back	Pento Demi Back
Dekko Demi Back	Webby
Delfi	Webby Wood



Pento Demi



Webby



Webby Wood

How to order your cluster seating:

1. Select frame design from Barri, Cora, Roundabout or Vista.
2. Select seat of your choice. Please see which seat is appropriate for your frame selection.
3. Pricing of complete cluster:
 - a) Price of frame.
 - b) Add seat price multiplied by the total number of seats.
 - c) Add frame and seat pricing to obtain total list price.

BARRI CLUSTER SEATING

The Barri features a welded 3" round steel tube frame, floor mounted base features 6" diameter cast iron base with 8" steel cover.



BAR HEIGHT STOOL WITH PENTO DEMI SHELLS
AND BAR HEIGHT BASE WITH 30" ROUND TABLE

ORDERING INFORMATION

To Order Please Specify:

- | | |
|-----------------|----------------------------------|
| 1) Series Name | 6) Laminate Selection and Number |
| 2) Model Number | 7) Convex T-Mold Edge Color |
| 3) Size | 8) Upholstery |
| 4) Quantity | 9) Wood Seat Stain Color |
| 5) Frame Color | 10) Optional Items |

OPTIONS

- CODE: OU - Outdoor Undercoat

BARRI GENERAL SPECIFICATIONS

Frame Construction

The Barri features a welded 3" round steel tube frame, **floor mounted** base features 6" diameter cast iron base with 8" steel cover. Frame is sand blasted and then powder coated for maximum paint adhesion. 24" and 30" bar height seats have a welded fixed footrest. **Seats feature swivel with automatic return.**

Table Tops

Standard 30" or 36" laminate table tops are 1.25" thick high density particle board with convex T-mold edge 1-A. Your choice of over 1000 standard laminates from brands like Nevamar, Wilsonart, Formica and Pionite.

COLORS / FINISHES

Frame Finish Colors:

Standard powder coat colors available.

Choice of Seats

Choose from several ERG seat styles.

Floor Mount

Floor mounted base features 6" diameter cast iron base with 8" steel cover.

Foot Rest

Fixed, welded to column on counter and bar heights.

Note

All tables are completely assembled to be sure of fit prior to being knocked down for shipping. All tables are bubble packed, boxed and wood crated to ensure safe delivery



DIMENSIONS	Table Base	Chair Base
Height:	29", 36", 42"	18", 24", 30"
Qty./Wt.:	1 ea./45 lbs.	1 ea./40 lbs.



BAR HEIGHT STOOL WITH WEBBY SHELLS
AND BAR HEIGHT BASE WITH 30" ROUND TABLE


MODEL / DESCRIPTION / LIST PRICING FOR COLUMN BASE ONLY (ADD SEAT OPTION TO LIST PRICE)



Chair Column Base

- BAR/18** 18" Chair Height Seat base
- BAR/24** 24" Counter Height Seat base w/ footrest
- BAR/30** 30" Bar Height Seat base w/ footrest

18" base	\$326
24" base	\$546
30" base	\$572



Top/Table Base with 30" or 36" round laminate top and Convex T-Mold Edge 1-A

- BAR/T29** 29" Chair Height Table base
- BAR/T36** 36" Counter Height Table base
- BAR/T42** 42" Bar Height Table base

30" Table Top	36" Table Top
\$434	\$527
30" Table Top	36" Table Top
\$588	\$660
30" Table Top	36" Table Top
\$594	\$667



OPTIONS

Add upcharge to list price and code to model number

OU	Outdoor Undercoat - per base	\$120
----	------------------------------	-------



CORA CLUSTER SEATING

The Cora features a fully welded 2" round steel tube frame, laminate table top and your choice of swivel seats with auto return.



FOUR SEAT CLUSTER WITH 30" ROUND TABLE AND DELFI SEATS



TWO SEAT CLUSTER WITH 26" SQUARE TABLE AND BENTON DEMI SEATS

ORDERING INFORMATION

To Order Please Specify:

- | | |
|-----------------|----------------------------------|
| 1) Series Name | 6) Laminate Selection and Number |
| 2) Model Number | 7) Convex T-Mold Edge Color |
| 3) Size | 8) Upholstery |
| 4) Quantity | 9) Wood Seat Stain Color |
| 5) Frame Color | 10) Optional Items |

**FOR SAFETY, ERG
RECOMMENDS FLOOR
MOUNTING CLUSTER SEATING**

CORA GENERAL SPECIFICATIONS

Frame Construction

The Cora rounded frame is fabricated with fully welded, 14-gauge, 2" steel tube. Frame is sand blasted and then powder coated for maximum paint adhesion. Seats feature swivel with automatic return.

Table Tops

Standard laminate table top is 1.25" thick high density particle board with convex T-mold edge. Your choice of over 1000 standard laminates from brands like Nevamar, Wilsonart, Formica and Pionite. All tables are completely assembled to be sure of fit prior to being knocked down for shipping. All tables are bubble packed, boxed and wood crated to ensure safe delivery

Choice of Seats

Choose from several ERG seat styles.

Floor Mount

Cora frames come standard with floor mount.

Note

Cluster units are shipped K-D, easy to install.

COLORS / FINISHES

Frame Finish Colors:

Standard powder coat colors available.

OPTIONS

- CODE: OU - Outdoor Undercoat



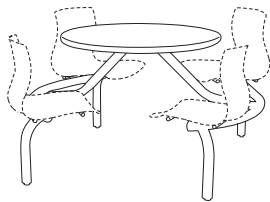
DIMENSIONS	4 Seat Cluster	2 Seat Cluster
Table Height:	29"	29"
Table Dimension:	30" or 36"	26"
Overall Depth:	68"	68"
Overall Width:	68"	26"
Qty./Wt.:	250 lb.	150 lb.



FOUR SEAT CLUSTER WITH 30" ROUND TABLE AND DELFI SEATS

FOR SAFETY, ERG RECOMMENDS FLOOR MOUNTING CLUSTER SEATING

MODEL / DESCRIPTION / LIST PRICING FRAME ONLY (ADD SEAT OPTION TO LIST PRICE)



Four seat cluster frame with round table top

COR/30 30" round laminate top and convex T-mold edge

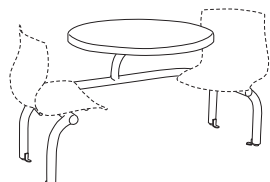
30" Round table frame
\$1960

COR/36 36" round laminate top and convex T-mold edge

36" Round table frame
\$2102

COR/42 42" round laminate top and convex T-mold edge

42" Round table frame
\$2336



Two seat cluster frame with round or square table top and floor mount

COR/26R 26" round laminate top and convex T-mold edge

26" Round table frame
\$1583

COR/26S 26" square laminate top and convex T-mold edge

26" Square table frame
\$1693



OPTIONS

Add upcharge to list price and code to model number

OU	Outdoor Undercoat - per base	\$250
----	------------------------------	-------

ROUNABOUT CLUSTER SEATING

The Roundabout features a fully welded 2" round steel tube floor mount frame, laminate table top and your choice of swivel seats with auto return.



FOUR SEAT CLUSTER WITH 40" ROUND TABLE AND BENTON LPS WOOD SEATS

FOR SAFETY REASONS, ALL UNITS MUST BE FLOOR MOUNTED TO PREVENT TIP OVER

ORDERING INFORMATION

To Order Please Specify:

- 1) Series Name
- 2) Model Number
- 3) Size
- 4) Quantity
- 5) Frame Color
- 6) Laminate Selection and Number
- 7) Convex T-Mold Edge Color
- 8) Upholstery
- 9) Wood Seat Stain Color
- 10) Optional Items



FLO GENERAL SPECIFICATIONS

Frame

The Roundabout frame is fabricated with fully welded, 14 gauge, 2" steel tube. Frame is sand blasted and then powder coated for maximum paint adhesion. Seats feature swivel with automatic return.

Table Tops

Standard laminate table top is 1.25" thick high density particle board with convex T-mold edge. Your choice of over 1000 standard laminates from brands like Nevamar, Wilsonart, Formica and Pionite. All tables are completely assembled to be sure of fit prior to being knocked down for shipping. All tables are bubble packed, boxed and wood crated to ensure safe delivery

Floor Mount

Roundabout frames come standard with floor mount.

Note

Cluster units are shipped K-D, easy to install.

COLORS / FINISHES

Frame Finish Colors:


Standard powder coat colors.

OPTIONS

- CODE: OU - Outdoor Undercoat
- CODE: CH100 - 2.5" Dia. Umbrella Hole

DIMENSIONS	4 Seat Cluster
Table Height:	29"
Table Dimension:	40"
Overall Depth:	68"
Overall Width:	68"
Qty./Wt.:	250 lb.

MODEL / DESCRIPTION / LIST PRICING FRAME ONLY (ADD SEAT OPTION TO LIST PRICE)



Four seat cluster frame with round or square table top and floor mount

RDB/40R

40" round laminate top and convex T-mold edge

40" Round table frame
\$2783

OPTIONS

Add upcharge to list price and code to model number

OU	Outdoor Undercoat - per base	\$250	CH100	2.5" Dia. Umbrella Hole	\$80
----	------------------------------	-------	-------	-------------------------	------

VISTA CLUSTER SEATING

The Vista features a fully welded 1-1/2" x 3" rectangular steel frame, standard laminate table top and your choice of swivel seats with auto return.



RECTANGLE CLUSTER WITH
WEBBY SEATS



TWO SEAT CLUSTER WITH
DELFI SEATS

ORDERING INFORMATION

To Order Please Specify:

- | | |
|-----------------|----------------------------------|
| 1) Series Name | 6) Laminate Selection and Number |
| 2) Model Number | 7) Convex T-Mold Edge Color |
| 3) Size | 8) Upholstery |
| 4) Quantity | 9) Wood Seat Stain Color |
| 5) Frame Color | 10) Optional Items |

**FOR SAFETY, ERG
RECOMMENDS FLOOR
MOUNTING CLUSTER SEATING**

FLO GENERAL SPECIFICATIONS

Frame Construction

The Vista frame is fabricated with fully welded, 11-gauge, rectangular steel tubing. Frame is sand blasted and then powder coated for maximum paint adhesion. Seats feature swivel with automatic return.

Table Tops

Standard laminate table top is 1.25" thick high density particle board with convex T-mold edge. Your choice of over 1000 standard laminates from brands like Nevamar, Wilsonart, Formica and Pionite. All tables are completely assembled to be sure of fit prior to being knocked down for shipping. All tables are bubble packed, boxed and wood crated to ensure safe delivery

Choice of Seats

Choose from several ERG seat styles..

Floor Mount

Vista cluster frames come standard with floor mount.

Note

Cluster units are shipped K-D, easy to install.

COLORS / FINISHES

Frame Finish Colors:

Standard powder coat colors.

OPTIONS

- CODE: OU - Outdoor Undercoat



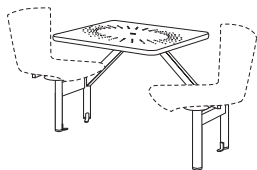
DIMENSIONS	Rectangle Cluster	Diamond Cluster	2 Seat Cluster
Table Height:	29"	29"	29"
Table Dimension:	48" x 30"	40" square	26" x 30"
Overall Depth:	68"	68"	68"
Overall Width:	68"	68"	26"
Qty./Wt.:	320 lb.	250 lb.	150 lb.



RECTANGLE CLUSTER WITH UPHOLSTERED BIKINI WOOD SEATS

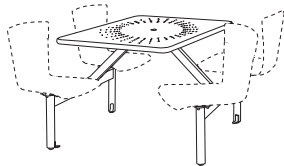
FOR SAFETY, ERG RECOMMENDS FLOOR MOUNTING CLUSTER SEATING

MODEL / DESCRIPTION / LIST PRICING FRAME ONLY (ADD SEAT OPTION TO LIST PRICE)



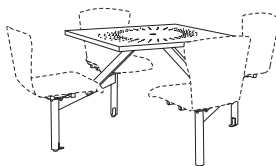
Two seat cluster frame with table top
VST/2630 26" x 30" laminate top and convex T-mold edge

Two Seat cluster frame
\$2162



Rectangle cluster frame with table top
VST/4830 48" x 30" laminate top and convex T-mold edge

Rectangle cluster frame
\$2457



Diamond cluster frame with table top
VST/4040 40" square laminate top and convex T-mold edge

Diamond cluster frame
\$2646

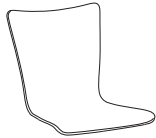


OPTIONS

Add upcharge to list price and code to model number

OU	Outdoor Undercoat - per base	\$250
----	------------------------------	-------

SEAT OPTIONS / LIST PRICING PER SEAT (ADD TO FRAME LIST PRICE)



BEN Benton

Multi-Ply Hardwood Shell
\$299

BEN/SI Benton / Upholstered Seat Insert

COM Yardage: 0.5 yard / seat

COM	GR1	GR2	GR3	GR4	GR5	GR6	GR7	GR8	GR9	GR10	LEA
\$338	\$362	\$376	\$391	\$407	\$423	\$440	\$458	\$476	\$495	\$515	\$609



DEMI Benton Demi Back

Multi-Ply Hardwood Shell
\$299

DEMI/SI Benton Demi Back / Upholstered Seat Insert

COM Yardage: 0.5 yard / seat

COM	GR1	GR2	GR3	GR4	GR5	GR6	GR7	GR8	GR9	GR10	LEA
\$389	\$416	\$432	\$450	\$468	\$486	\$506	\$526	\$547	\$569	\$592	\$699



DEKD Dekko Demi Back

Multi-Ply Hardwood Seat and Back
\$352

DEKD/SI Dekko Demi Back / Upholstered Seat Insert

COM Yardage: 0.75 yard / seat

COM	GR1	GR2	GR3	GR4	GR5	GR6	GR7	GR8	GR9	GR10	LEA
\$441	\$472	\$491	\$510	\$531	\$552	\$574	\$597	\$621	\$646	\$672	\$794

OPTIONS

Add upcharge to list price and code to model number

ENG	Laser Engraving	\$42 / seat
FR	CA133 Fire Retardant	\$90 / yard
TT	Two Tone Wood Stains - Benton / Demi	\$75 / seat

RB	Reverse Bubble Cutout - Benton / Demi	\$48 / seat
UB	Upright Bubble Cutout - Benton / Demi	\$48 / seat
VB	Vertical Bubble Cutout - Benton / Demi	\$48 / seat

SEAT OPTIONS / LIST PRICING PER SEAT (ADD TO FRAME LIST PRICE)




DEL Delfi
Polypropylene Seat and Back
\$268

DEL/SI Delfi / Upholstered Seat Insert COM Yardage: 0.75 yard / seat

COM	GR1	GR2	GR3	GR4	GR5	GR6	GR7	GR8	GR9	GR10	LEA
\$350	\$374	\$389	\$405	\$421	\$438	\$455	\$473	\$492	\$512	\$532	\$629

DEL/S Delfi / Upholstered Seat and Back Inserts COM Yardage: 0.75 yards / seat

COM	GR1	GR2	GR3	GR4	GR5	GR6	GR7	GR8	GR9	GR10	LEA
\$432	\$462	\$480	\$499	\$519	\$540	\$562	\$584	\$608	\$632	\$657	\$777



FLN Florin
Perforated Mesh Metal Seat
\$271

FLORIN OPTIONS

- CODE: OU - Outdoor Undercoat



PEND Pento Demi Back
Multi-Ply Hardwood Seat and Back
\$399

PEND/S Pento Demi Back / Upholstered Seat Insert COM Yardage: 0.75 yard / seat

COM	GR1	GR2	GR3	GR4	GR5	GR6	GR7	GR8	GR9	GR10	LEA
\$483	\$517	\$537	\$559	\$581	\$605	\$629	\$654	\$680	\$707	\$736	\$869

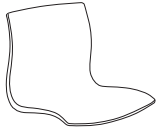
OPTIONS

Add upcharge to list price and code to model number

ENG	Laser Engraving	\$42 / seat
FR	CA133 Fire Retardant	\$90 / yard
TT	Two Tone Wood Stains - Benton / Demi	\$75 / seat

RB	Reverse Bubble Cutout - Benton / Demi	\$48 / seat
UB	Upright Bubble Cutout - Benton / Demi	\$48 / seat
VB	Vertical Bubble Cutout - Benton / Demi	\$48 / seat

SEAT OPTIONS / LIST PRICING PER SEAT (ADD TO FRAME LIST PRICE)



WBY Webby

100% Nylon Plastic Shell
\$261

WBY/SI Webby / Upholstered Seat Insert

COM Yardage: 0.75 yard / seat

COM	GR1	GR2	GR3	GR4	GR5	GR6	GR7	GR8	GR9	GR10	LEA
\$345	\$370	\$384	\$400	\$416	\$432	\$450	\$468	\$486	\$506	\$526	\$622

WBY/S Webby / Upholstered Seat and Back Inserts

COM Yardage: 0.75 yards / seat

COM	GR1	GR2	GR3	GR4	GR5	GR6	GR7	GR8	GR9	GR10	LEA
\$429	\$460	\$478	\$497	\$517	\$538	\$559	\$581	\$605	\$629	\$654	\$773



WBW Webby Wood

Multi-Ply Hardwood Shell
\$395

WBW/SI Webby Wood / Upholstered Seat Insert

COM Yardage: 0.75 yard / seat

COM	GR1	GR2	GR3	GR4	GR5	GR6	GR7	GR8	GR9	GR10	LEA
\$479	\$512	\$533	\$554	\$576	\$599	\$623	\$648	\$674	\$701	\$729	\$862

WBW/S Webby Wood / Upholstered Seat and Back Inserts

COM Yardage: 0.75 yards / seat

COM	GR1	GR2	GR3	GR4	GR5	GR6	GR7	GR8	GR9	GR10	LEA
\$562	\$601	\$625	\$650	\$676	\$703	\$731	\$761	\$791	\$823	\$856	\$1011

OPTIONS

Add upcharge to list price and code to model number

ENG	Laser Engraving	\$42 / seat
FR	CA133 Fire Retardant	\$90 / yard
TT	Two Tone Wood Stains - Benton / Demi	\$75 / seat

RB	Reverse Bubble Cutout - Benton / Demi	\$48 / seat
UB	Upright Bubble Cutout - Benton / Demi	\$48 / seat
VB	Vertical Bubble Cutout - Benton / Demi	\$48 / seat

Let ERG International help you in the decision making!

We gladly provide seating for:

- Waiting Areas
- Lounge Areas
- Medical Facilities
- Student Study Centers
- Student Resident Halls
- Corporate Lounge
- Corporate Lobbies

Lounge Info198

Ashton199

Berkley202

Beson204

Burton206

Flair210

Franky Slim212

Hartford.....216

Island.....219

Jackson.....232

Malibu244

Newport.....248

Ojai.....253

Perry.....259


Raven.....262

Roxby264


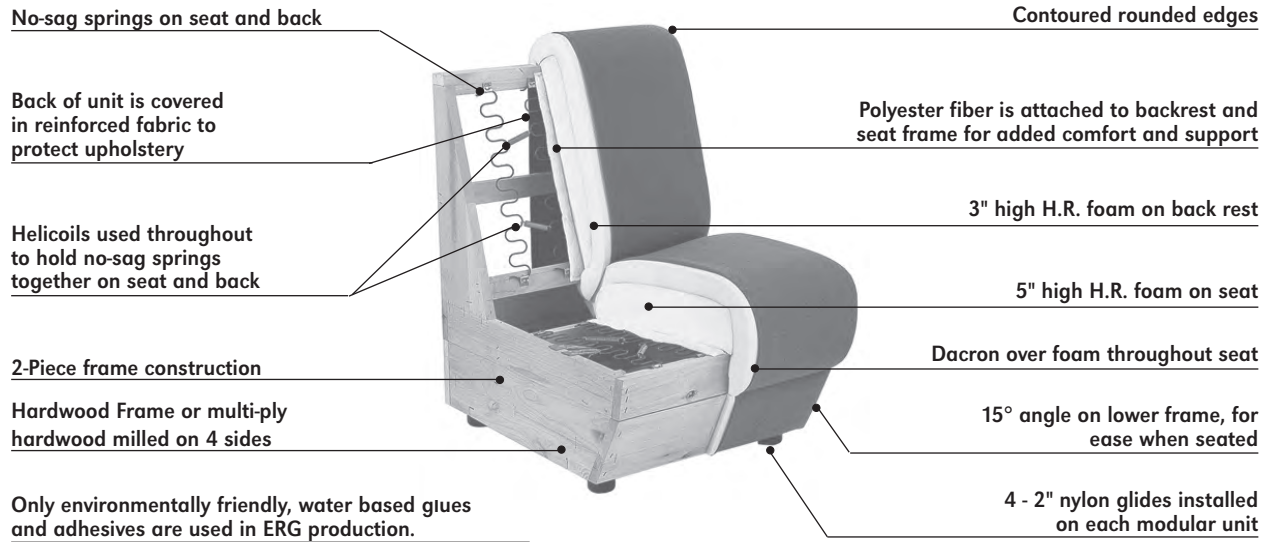
Royce266

Sammy.....272

Symphony.....274



ERG CONSTRUCTION VALUES



DETAIL PHOTO
Showing use of installed ganging brackets on chair bottom. Also shown, steel no-sag springs with interlocking helicoil springs and solid wood inner frame. (Product is finished with fabric lining not shown for this view.)

FOR ERG TERMINOLOGY, FABRIC INFORMATION AND COM SPECIFICATIONS PLEASE SEE PAGE 8

ERG Lounges carry a lifetime warranty on frames and foam.

STANDARD POWDER COAT FINISH COLORS

Aluminum Mist	Charcoal	Moss
Argento Metallic	Charcoal Textured	Navy Blue
Black Gloss	Copper	Oiled Bronze
Black Textured	Hammertone Gray	Patina Textured
Black Wrinkle	Gray	Patriot Blue
Brushed Aluminum	Liberty Red	Redwood
Burgundy	Light Bronze Textured	Rust Textured
Cappuccino	Mocha	Taupe
		White

STAIN FINISH COLOR / LAMINATE CROSS REFERENCE

When ordering products that mix Laminate with solid Maple wood, ERG suggests the following laminate choices that are similar to ERG's wood stain finish colors.

To obtain a Maple wood sample please call ERG Customer Service Department and specify Natural Maple, Cherry Maple, Dark Walnut or Mahogany wood stain finish color.

To obtain a coordinating laminate sample, please call the appropriate laminate manufacturer (phone numbers listed at right).

ERG Wood Stain Finish Color	Matching Laminate	Laminate Maker	Product Number
Natural Maple	Fusion Maple	Wilsonart	#7909-60
Cherry Maple	Amber Cherry	Wilsonart	#7919-38
Dark Walnut	Williamsburg Cherry	Wilsonart	#7936-07
Wengé	Madagascar	Wilsonart	#7944-07

Toll Free Numbers to obtain coordinating laminate samples:

Formica:
1-800-367-6422

Nevamar:
1-800-638-4380

Pionite:
1-800-746-6483

Wilsonart:
1-800-433-3222

NEW

ASHTON LOUNGE

With Ashton Lounge, creating lobby and lounge settings is easy with modular pieces that can form into many different configurations, and fit into any room size. Spectacular results have been obtained when designers use optional contrasting fabrics for backs and seats. The clean lines and sturdy styling of Ashton make it ideal for any application.



ASHTON SINGLE SEAT LOUNGE WITH UPHOLSTERED ARMS



ASHTON CORNER GROUP WITH OUTSIDE ARMS AND ASHTON 90° TABLE

ORDERING INFORMATION

To Order Please Specify:

- | | |
|-----------------------------|--------------------------|
| 1) Series Name | 5) Frame Color |
| 2) Model Number | 6) Fabric Grade & Number |
| 3) Quantity | 7) Optional Items |
| 4) Stain Color for Arm Caps | |

ASHTON GENERAL SPECIFICATIONS

Upholstery

Seat and back are covered in choice of fabric, vinyl, crypton, leather or COM. ERG uses only water based glues and adhesives in our upholstery process. . Contrasting fabrics are available.

Frame Construction

Frame assembly is constructed of multi-ply hardwood, with tongue and groove construction. All foam is fully bonded to frame. Seat cushions are 5" graded high resiliency (H.R.) block foam, covered entirely with special bonded polyester fiber to protect final upholstery. No sag-springs are installed in seat & back along with interlocking helicoil springs to prevent sagging and provide additional lower back and seat support. Each modular unit consists of two individual components bolted together.

Metal Legs

Ashton metal legs are 1.5" diameter, 14 gauge steel tubing welded to a top flange. Each leg has a factory installed black nylon glide.

Arm Choices

Ashton Lounge is available with 3 styles of arms: metal, round or square upholstered. See Ashton arm pricing page for more details.

Arm Caps


Metal arms are available with black polyurethane or wood arm caps. Maple wood arm caps can be finished in choice of standard transparent wood stain colors. All stains, sealers and lacquers used by ERG are water based and 100% environmentally friendly.

Note:

- Tablet orders of 6 or less - choice of 3 standard laminate colors: black, white and silver.
- Tablet orders of 6 or more - any choice standard laminate colors.



FIXED POST TABLET



METAL HAND GRIP



ELECTRICAL/DATA

COLORS / FINISHES

Metal Leg Finish Colors:

Standard powder coat colors or optional polished chrome available.

Wood Stain Colors:

All standard transparent wood stain colors available for wood arm caps.

OPTIONS

- CODE: FR - CA133 Fire Retardant.
- CODE: MB - Moisture Barrier.
- CODE: 2FO - Two Fabric Upholstery Option.
- CODE: GD - Ganging Brackets (Necessary when ganging two or more modules together). Please submit drawing layout where ganging should be installed.
- CODE: PC - Polished Chrome Legs.
- CODE: CAS - Casters - Set of Four.
- CODE: AHG - Metal Hand Grip.
- CODE: E2S - Electrical Option (S.S.) - 2 AC Plugs
- CODE: E2B - Electrical Option (Black) - 2 AC Plugs
- CODE: E1S - RJ45 Data Option (S.S.) - 1 AC Plug + 1 RJ45 Plug
- CODE: E1B - RJ45 Data Option (Black) - 1 AC Plug + 1 RJ45 Plug
- CODE: TABF(-) - Fixed Post Tablet (laminates shape A, B or C, armless)
- CODE: TAB(-) - Non-Removable Swivel Tablet (laminates shape A, B or C left or right arm)
- CODE: TABR1(-) - Removable Swivel Tablet (laminates shape A, B or C specify left or right arm)
- CODE: TABR2(-) - Removable Swivel Tablet (laminates shape A, B or C with opening for tablet on both arms)
- CODE: SST - Solid Surface Tablet Arm (add to Tablet option)
- CODE: COVP - Cove Electrical (Black or Silver) - 2 AC Plugs
- CODE: COVU - Cove Electrical (Black or Silver) - 2 AC Plugs + 2 USB

DIMENSIONS	Single Seat	Two Seat	Three Seat
Seat Width:	22"	44"	66"
Seat Depth:	20"	20"	20"
Seat Height:	17.5"	17.5"	17.5"
Back Height:	33"	33"	33"
Overall Width:	22"	44"	66"
Overall Depth:	28"	28"	28"
Qty./Wt.:	1 ea./50 lbs.	1 ea./110 lbs.	1 ea./135 lbs.



TWO SEAT LOUNGE



SINGLE SEAT LOUNGE WITH CASTERS AND HAND GRIP


MODEL / DESCRIPTION / LIST PRICING



606 Single Seat Lounge

COM Yardage: 2.5 Yds. / Back: 1.25 Yds. / Seat: 1.25 Yds.

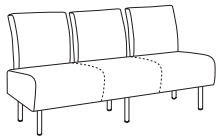
COM	GR1	GR2	GR3	GR4	GR5	GR6	GR7	GR8	GR9	GR10	LEA
\$1078	\$1153	\$1200	\$1248	\$1297	\$1349	\$1403	\$1459	\$1518	\$1579	\$1642	\$1940



608 Two Seat Lounge

COM Yardage: 5 Yds. / Back: 2.5 Yds. / Seat: 2.5 Yds.

COM	GR1	GR2	GR3	GR4	GR5	GR6	GR7	GR8	GR9	GR10	LEA
\$1862	\$1992	\$2072	\$2155	\$2241	\$2331	\$2424	\$2521	\$2622	\$2727	\$2836	\$3352



610 Three Seat Lounge

COM Yardage: 7 Yds. / Back: 3.5 Yds. / Seat: 3.5 Yds.

COM	GR1	GR2	GR3	GR4	GR5	GR6	GR7	GR8	GR9	GR10	LEA
\$2399	\$2567	\$2670	\$2776	\$2887	\$3003	\$3123	\$3248	\$3378	\$3513	\$3654	\$4318

TABLET SHAPES

Choose from 3 Tablet Shapes::

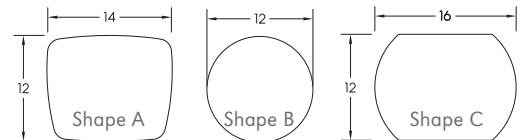
Tablets for all lounge series are available in 3 shapes, choose from the three shapes shown and specify, A, B or C when ordering.

Example: TABR1-(A) Right - this would be a removable shape A tablet on the right arm.

Optional Solid Surface available.

Note:

- Tablet orders of 6 or less - choice of 3 standard laminate colors: black, white and silver.
- Tablet orders of 6 or more - any choice standard laminate colors.



OPTIONS

Add upcharge to list price and code to model number

FR	CA133 Fire Retardant per yard	\$90/yd.
MB	Moisture Barrier - per seat	\$125
2FO	Two fabric option	-
GD	Ganging Brackets - pair	\$65
PC	Polished Chrome Legs - set of four	\$65
AHG	Metal Hand Grip - per seat	\$150
E2S	Electrical Option (S.S.) - 2 AC Plugs	\$395
E2B	Electrical Option (Black) - 2 AC Plugs	\$360
E1S	RJ45 Data Option (S.S.) - 1 AC Plug + 1 RJ45 Plug	\$415

E1B	RJ45 Data Option (Black) - 1 AC Plug + 1 RJ45 Plug	\$380
CAS	Casters - (Model 606) set of four	\$100
TABF-()	Fixed Post Tablet (specify A, B or C, left or right side)	\$370
TAB-()	Swivel Tablet (specify A, B or C, left or right arm)	\$395
TABR1-()	Removable Tablet (specify A, B or C, left or right arm)	\$470
TABR2-()	Removable Tablet (specify A, B or C both arm openings)	\$570
SST	Solid Surface Tablet Arm - add to tablet option	\$125
COVP	Cove Electrical (Black or Silver) - 2 AC Plugs	\$325
COVU	Cove Electrical (Black or Silver) - 2 AC Plugs + 2 USB	\$425

DIMENSIONS	Single Seat
Seat Width:	22"
Seat Depth:	20"
Seat Height:	17.5"
Arm Height:	25.5"
Back Height:	33"
Overall Width:	27"
Overall Depth:	28"
Qty./Wt.:	1 ea./65 lbs.



METAL OUTSIDE ARMS

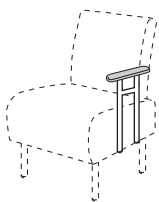


UPHOLSTERED ARMS



NOTE: Left or Right Arm is determined when seated on product. Arms are factory installed.

MODEL / DESCRIPTION / LIST PRICING

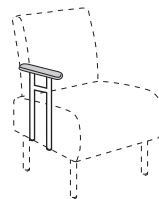


Left Outside Arm
Poly or Maple Wood

603L-POLY Ashton Left Outside Arm - with Polyurethane Arm Cap

Polyurethane Arm Cap - Right or Left
\$385 per arm

Maple Wood Arm Cap - Right or Left
\$455 per arm



Right Outside Arm
Poly or Maple Wood

603R-POLY Ashton Right Outside Arm - with Polyurethane Arm Cap



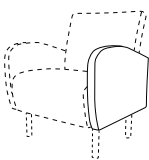
DETAIL POLYURETHANE ARM CAP



MAPLE WOOD ARM CAP

605L-WOOD Ashton Left Outside Arm - with Maple Wood Arm Cap

605R-WOOD Ashton Right Outside Arm - with Maple Wood Arm Cap



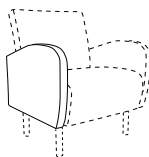
Left Outside Arm
Upholstered Round

620L Ashton Round Left Outside Arm
COM Yardage 2.5 Yds.



UPHOLSTERED ROUND ARM

Upholstered Round Arm - Right or Left
\$398 per arm



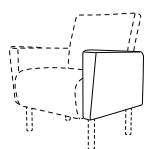
Right Outside Arm
Upholstered Round

620R Ashton Round Right Outside Arm
COM Yardage 2.5 Yds.

620L/R Ashton Round Outside Arm - Left/Right

COM Yardage: 2.5 Yds.

COM	GR1	GR2	GR3	GR4	GR5	GR6	GR7	GR8	GR9	GR10	LEA
\$398	\$438	\$468	\$508	\$538	\$568	\$598	\$628	\$668	\$708	\$748	\$838



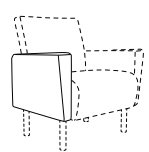
Left Outside Arm
Upholstered Square

621L Ashton Square Left Outside Arm
COM Yardage 1.5 Yds.



UPHOLSTERED SQUARE ARM

Upholstered Square Arm - Right or Left
\$420 per arm



Right Outside Arm
Upholstered Square

621R Ashton Round Left Outside Arm
COM Yardage 1.5 Yds.

621L/R Ashton Round Outside Arm - Left/Right

COM Yardage: 1.5 Yds.

COM	GR1	GR2	GR3	GR4	GR5	GR6	GR7	GR8	GR9	GR10	LEA
\$420	\$460	\$490	\$530	\$560	\$590	\$620	\$650	\$690	\$730	\$770	\$860

BERKLEY LOUNGE

The Berkley Lounge Collection offers the utmost in seating comfort. Designed for student housing and any public spaces that require long duration seating comfort and greater width and depth. Available with optional tablet arms and electrical connections for added productivity.



BERKLEY ARM CHAIR



THREE SEAT BERKLEY LOUNGE

ORDERING INFORMATION

To Order Please Specify:

- | | |
|-----------------|----------------------------|
| 1) Series Name | 4) Wood Stain Finish Color |
| 2) Model Number | 5) Fabric Grade & Number |
| 3) Quantity | 6) Optional Items |

BERKLEY GENERAL SPECIFICATIONS

Frame Construction

Frame assembly is constructed of multi-ply hardwood, with tongue and groove construction. All foam is fully bonded to frame. Seat cushions are 4" graded high resiliency (H.R.) block foam with 3" H.R. foam seat back, covered entirely with special bonded polyester fiber to protect final upholstery. No sag-springs are installed in seat & back along with interlocking helicoil springs to prevent sagging and provide additional lower back and seat support.

Upholstery

Seat and back are covered in choice of fabric, vinyl, crypton, leather or COM. Contrasting fabrics are available, see options for pricing. ERG uses only water based glues and adhesives in our upholstery process.

Maple Wood Legs

Berkley legs are made of maple wood with added corner support for each 5" Hardwood leg. All standard wood stains are available. All stains, sealers and lacquers used by ERG are water based and 100% environmentally friendly.

Note:

- Tablet orders of 6 or less - choice of 3 standard laminate colors: black, white and silver.
- Tablet orders of 6 or more - any choice standard laminate colors.

COLORS / FINISHES

Wood Stain Finish Colors:

All standard wood stains are available.

OPTIONS

- CODE: FR - CA133 Fire Retardant.
- CODE: MB - Moisture Barrier.
- CODE: 2FO - Two Fabric Option.
- CODE: 3FO - Three Fabric Option.
- CODE: E2S - Electrical Option (S.S.) - 2 AC Plugs.
- CODE: E2B - Electrical Option (Black) - 2 AC Plugs.
- CODE: E1S - RJ45 Data Option (S.S.) - 1 AC Plug + 1 RJ45 Plug.
- CODE: E1B - RJ45 Data Option (Black) - 1 AC Plug + 1 RJ45 Plug.
- CODE: TAB() - Non-Removable Swivel Tablet (laminates shape A, B or C left or right arm)
- CODE: TABR1() - Removable Swivel Tablet (laminates shape A, B or C specify left or right arm)
- CODE: TABR2() - Removable Swivel Tablet (laminates shape A, B or C with opening for tablet on both arms)
- CODE: SST - Solid Surface Tablet Arm (add to Tablet option)
- CODE: CUP - Cup Holder
- CODE: COVP - Cove Electrical (Black or Silver) - 2 AC Plugs
- CODE: COVU - Cove Electrical (Black or Silver) - 2 AC Plugs + 2 USB



ELECTRICAL/DATA



TABLET ARM




CUP HOLDER

DIMENSIONS	Single Seat	Two Seat	Three Seat
Seat Width:	24"	49"	74"
Seat Depth:	20"	20"	20"
Seat Height:	17"	17"	17"
Arm Height:	26"	26"	26"
Back Height:	34"	34"	34"
Overall Width:	36"	61"	80"
Overall Depth:	32"	32"	32"
Qty./Wt.:	1 ea./85 lbs.	1 ea./155 lbs.	1 ea./230 lbs.



BERKLEY ARM CHAIR WITH OPTIONAL TABLET ARM


MODEL / DESCRIPTION / LIST PRICING



6310 Arm Chair with Maple Wood Legs

COM Yardage: 6 Yds. / Back: 1.75 Yds. / Seat: 1.25 Yds. / Arms: 3 Yds.


COM	GR1	GR2	GR3	GR4	GR5	GR6	GR7	GR8	GR9	GR10	LEA
\$1522	\$1629	\$1694	\$1762	\$1832	\$1906	\$1982	\$2061	\$2144	\$2229	\$2318	\$2740



6320 Two Seat Lounge Sofa with Maple Wood Legs

COM Yardage: 8.25 Yds. / Back: 3.5 Yds. / Seat: 1.75 Yds. / Arms: 3 Yds.

COM	GR1	GR2	GR3	GR4	GR5	GR6	GR7	GR8	GR9	GR10	LEA
\$2162	\$2313	\$2406	\$2502	\$2602	\$2706	\$2814	\$2927	\$3044	\$3166	\$3293	\$3892



6330 Three Seat Lounge Sofa with Maple Wood Legs

COM Yardage: 11.25 Yds. / Back: 5.5 Yds. / Seat: 2.75 Yds. / Arms: 3 Yds.

COM	GR1	GR2	GR3	GR4	GR5	GR6	GR7	GR8	GR9	GR10	LEA
\$3035	\$3248	\$3378	\$3513	\$3653	\$3800	\$3952	\$4110	\$4274	\$4445	\$4623	\$5464

TABLET SHAPES

Choose from 3 Tablet Shapes::

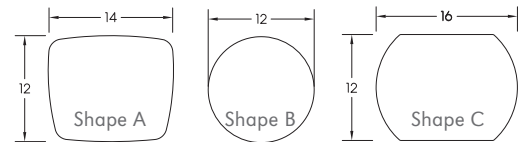
Tablets for all lounge series are available in 3 shapes, choose from the three shapes shown and specify; A, B or C when ordering.

Example: TABR1-(A) Right - this would be a removable shape A tablet on the right arm.

Optional Solid Surface available.

Note:

- Tablet orders of 6 or less - choice of 3 standard laminate colors: black, white and silver.
- Tablet orders of 6 or more - any choice standard laminate colors.



OPTIONS

Add upcharge to list price and code to model number

FR	CA133 Fire Retardant per yard	\$90/yd.
MB	Moisture Barrier - per seat	\$125
2FO	Two fabric option	-
3FO	Three fabric option	-
E2S	Electrical Option (S.S.) - 2 AC Plugs	\$395
E2B	Electrical Option (Black) - 2 AC Plugs	\$360
E1S	RJ45 Data Option (S.S.) - 1 AC Plug + 1 RJ45 Plug	\$415
E1B	RJ45 Data Option (Black) - 1 AC Plug + 1 RJ45 Plug	\$380

TAB-(L)	Swivel Tablet (specify A, B or C, left or right arm)	\$395
TABR1-(L)	Removable Tablet (specify A, B or C, left or right arm)	\$470
TABR2-(L)	Removable Tablet (specify A, B or C both arm openings)	\$570
SST	Solid Surface Tablet Arm - add to tablet option	\$125
CUP	Plastic Cup Holder	\$95
COVP	Cove Electrical (Black or Silver) - 2 AC Plugs	\$325
COVU	Cove Electrical (Black or Silver) - 2 AC Plugs + 2 USB	\$425

BESON SERIES

Beson has a fully upholstered seat and back offered in choice of fabric on a fully welded steel tube frame with self leveling glides. Available in one or two seat lounges and ottomans.



TWO SEAT LOUNGE



OTTOMAN

CHAIR

ORDERING INFORMATION

To Order Please Specify:

- | | |
|-----------------|--------------------------|
| 1) Series Name | 4) Frame Color |
| 2) Model Number | 5) Fabric Grade & Number |
| 3) Quantity | 6) Optional Items |



WOOD ARM CAP

BESON GENERAL SPECIFICATIONS

Seat and Back Frame Construction

Frame assembly is constructed of multi-ply hardwood, with tongue and groove construction. All foam is fully bonded to frame. Seat cushions are 5" graded high resiliency (H.R.) block foam, covered entirely with special bonded polyester fiber to protect final upholstery. No sag-springs are installed in seat & back along with interlocking helicoil springs to prevent sagging and provide additional lower back and seat support.

Steel Frame Construction

Beson frames are made of .875" diameter, 14-gauge steel tubing with hand brazed welds. Frames available in lounge chair and two seat lounge sofa.

Upholstery

Seat and back are covered in choice of fabric, vinyl, crypton, leather or COM. ERG uses only water based glues and adhesives in our upholstery process. Contrasting fabrics are available.

Glides

All frames come with factory installed self leveling steel glides.

Arm Caps

Optional Maple wood arm caps can be finished in choice of standard transparent wood stain colors.

COLORS / FINISHES

Frame Finish Colors:

Standard powder coat colors available. Polished chrome optional.

Wood Stain Colors:

All standard transparent wood stain colors available for wood arm caps.

OPTIONS

- CODE: FR - CA133 Fire Retardant.
- CODE: MB - Moisture Barrier.
- CODE: WAC - Wood Arm Caps, set of two.
- CODE: 2FO - Two Fabric Option.
- CODE: PWDC - Powder Coat



TWO SEAT LOUNGE

DIMENSIONS	Arm Chair	Two Seat Lounge	Ottoman
Seat Width:	22.5"	45"	22.5"
Seat Depth:	21"	21"	21"
Seat Height:	17"	17"	17"
Arm Height:	23"	23"	-
Back Height:	30"	30"	-
Overall Width:	24"	48"	24"
Overall Depth:	29"	29"	29"
Qty./Wt.:	1 ea./45 lbs.	1 ea./85 lbs.	1 ea./38 lbs.



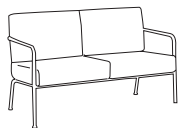
ARM CHAIR

MODEL / DESCRIPTION / LIST PRICING



101 Arm Chair (Polished Chrome) COM Yardage: 2.5 Yds. / Back: 1.25 Yds. / Seat: 1.25 Yds.

COM	GR1	GR2	GR3	GR4	GR5	GR6	GR7	GR8	GR9	GR10	LEA
\$1272	\$1361	\$1415	\$1472	\$1531	\$1592	\$1656	\$1722	\$1791	\$1863	\$1937	\$2290




102 Two Seat Lounge (Polished Chrome) COM Yardage: 3.5 Yds. / Back: 1.75 Yds. / Seat: 1.75 Yds.

COM	GR1	GR2	GR3	GR4	GR5	GR6	GR7	GR8	GR9	GR10	LEA
\$1998	\$2138	\$2223	\$2312	\$2405	\$2501	\$2601	\$2705	\$2813	\$2926	\$3043	\$3596



103 Arm Chair with Upholstered Arms (Polished Chrome) COM Yardage: 4 Yds. / Back: 1.25 Yds. / Seat: 1.25 Yds. / Arms: 1.5 Yds.

COM	GR1	GR2	GR3	GR4	GR5	GR6	GR7	GR8	GR9	GR10	LEA
\$1389	\$1486	\$1546	\$1608	\$1672	\$1739	\$1808	\$1881	\$1956	\$2034	\$2115	\$2500



104 Two Seat Lounge with Upholstered Arms (Polished Chrome) COM Yardage: 5 Yds. / Back: 1.75 Yds. / Seat: 1.75 Yds. / Arms: 1.5 Yds.

COM	GR1	GR2	GR3	GR4	GR5	GR6	GR7	GR8	GR9	GR10	LEA
\$2198	\$2352	\$2446	\$2544	\$2646	\$2751	\$2861	\$2976	\$3095	\$3219	\$3347	\$3956



105 Ottoman (Polished Chrome) COM Yardage: 1 Yd.

COM	GR1	GR2	GR3	GR4	GR5	GR6	GR7	GR8	GR9	GR10	LEA
\$990	\$1059	\$1102	\$1146	\$1192	\$1239	\$1289	\$1340	\$1394	\$1450	\$1508	\$1782

OPTIONS

Add upcharge to list price and code to model number

FR	CA133 Fire Retardant per yard	\$90/yd.
MB	Moisture Barrier - per seat	\$125
2FO	Two fabric option	-
WAC	Wood Arm Caps - pair	\$108

PWDC	Powder Coat (ottoman)	\$48
PWDC	Powder Coat (arm chair)	\$78
PWDC	Powder Coat (2 Seat)	\$98

BURTON SERIES

The Burton Lounge has a fully upholstered wide contoured seat and back, offered in choice of fabric with welded steel tube sled base. Choice of open or closed loop back available.



OPEN LOOP BACK



CLOSED LOOP BACK

ORDERING INFORMATION

To Order Please Specify:

- 1) Series Name
- 2) Model Number
- 3) Quantity
- 4) Fabric Grade & Number
- 5) Optional Items
- 6) Table Top choice Laminate or Veneer
- 7) Sled Base Metal Finish

BURTON GENERAL SPECIFICATIONS

Seat and Back Frame Construction

Frame assembly is constructed of multi-ply hardwood, with tongue and groove construction. All foam is fully bonded to frame. Seat cushions are 3" graded high resiliency (H.R.) block foam with 3" H.R. foam seat back, covered entirely with special bonded polyester fiber to protect final upholstery. No sag-springs are installed in seat & back along with interlocking helicoil springs to prevent sagging and provide additional lower back and seat support.

Upholstery

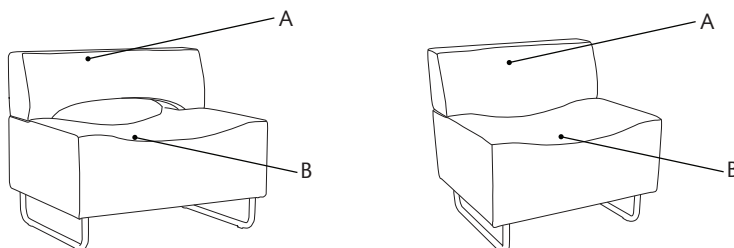
Seat and back are covered in choice of fabric, vinyl, crypton, leather or COM. ERG uses only water based glues and adhesives in our upholstery process. Contrasting fabrics are available.

Sled/Swivel Base

Sled Base is constructed of fully welded .875" diameter, 14-gauge steel tubing with hand brazed welds.

Note:

- Tablet orders of 6 or less - choice of 3 standard laminate colors: black, white and silver.
- Tablet orders of 6 or more - any choice standard laminate colors.



FABRIC PLACEMENT

COLORS / FINISHES

Metal Finish Colors:

Standard powder coat colors available. Polished chrome optional.

Table:

Choose from various Laminate or Veneer finishes.

OPTIONS

- CODE: FR - CA133 Fire Retardant.
- CODE: MB - Moisture Barrier.
- CODE: PC - Polished Chrome - Sled Base.
- CODE: 2FO - 2 Fabric Option. When seat and base are upholstered in two different fabrics of your choice.
- CODE: TABF() - Fixed Post Tablet Arm.
- CODE: SST - Solid Surface Top for Tablet Arms.




BURTON WITH OPTIONAL
FIXED POST TABLET ARM

DIMENSIONS	Open Loop Back	Closed Loop Back
Seat Width:	35"	30"
Seat Depth:	19"	19"
Seat Height:	16.5"	16.5"
Back Height:	31"	31"
Overall Width:	35"	30"
Overall Depth:	28"	26"
Qty./Wt.:	1 ea./110 lbs.	1 ea./110 lbs.



MODEL / DESCRIPTION / LIST PRICING



4091 Lounge with Sled Base - Closed Loop Back

COM Yardage: 3.5 Yds. / Back: 1.25 Yds. / Seat: 2.25 Yds.

COM	GR1	GR2	GR3	GR4	GR5	GR6	GR7	GR8	GR9	GR10	LEA
\$2163	\$2314	\$2407	\$2503	\$2603	\$2708	\$2816	\$2928	\$3046	\$3167	\$3294	\$3893



4092 Lounge with Sled Base - Open Loop Back

COM Yardage: 3.5 Yds. / Back: 1.25 Yds. / Seat: 2.25 Yds.

COM	GR1	GR2	GR3	GR4	GR5	GR6	GR7	GR8	GR9	GR10	LEA
\$2266	\$2425	\$2522	\$2622	\$2727	\$2836	\$2950	\$3068	\$3191	\$3318	\$3451	\$4079



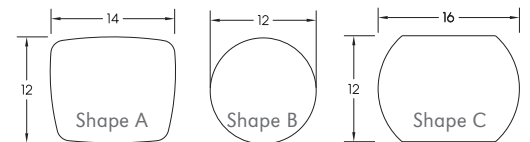
TABLET SHAPES

Choose from 3 Tablet Shapes::

Tablets for all lounge series are available in 3 shapes, choose from the three shapes shown and specify; A, B or C when ordering. Example: TABF-(A) Right - this would be a fixed shape A tablet on the right side (when seated).
Optional Solid Surface available.

Note:

- Tablet orders of 6 or less - choice of 3 standard laminate colors: black, white and silver.
- Tablet orders of 6 or more - any choice standard laminate colors.



OPTIONS

Add upcharge to list price and code to model number

FR	CA133 Fire Retardant per yard	\$90/yd.
MB	Moisture Barrier - per unit	\$175
2FO	Two fabric option	-

PC	Polished Chrome - Sled Base	\$68
TABF-X	Fixed Post Tablet (specify A, B or C, left or right side)	\$370
SST	Solid Surface Tablet Arm - add to tablet option	\$165

BURTON OCCASIONAL TABLES




48" X 26" COFFEE TABLE



30" X 26" COFFEE TABLE

MODEL / DESCRIPTION / LIST PRICING



Model Number	Model Description	Table Top Size	Table Height	Table Top Shape	Shipping Weight	Laminate	Wood Veneer
4095	Side Table	26"x30"	17"	round edge square	35 lbs	\$1185	\$1421
4097	Coffee Table / Corner	26"x48"	17"	round edge rectangle	40 lbs	\$1597	\$1916



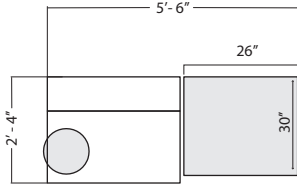
OPTIONS

Add upcharge to list price and code to model number

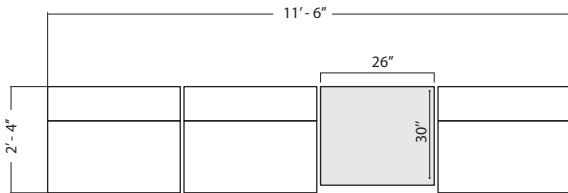
PC	Polished Chrome - Sled Base	\$68
----	-----------------------------	------

OPEN LOOP BACK CONFIGURATION

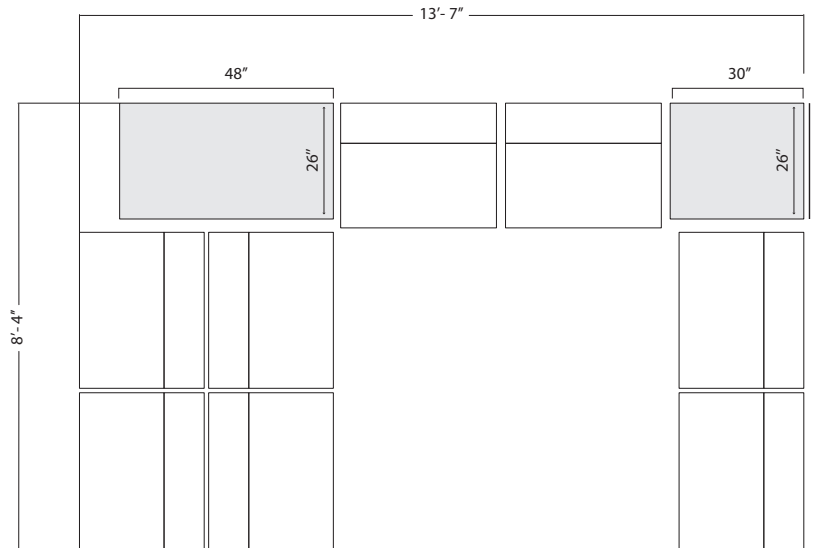
BURTON
OPEN LOOP BACK **A**



BURTON
OPEN LOOP BACK

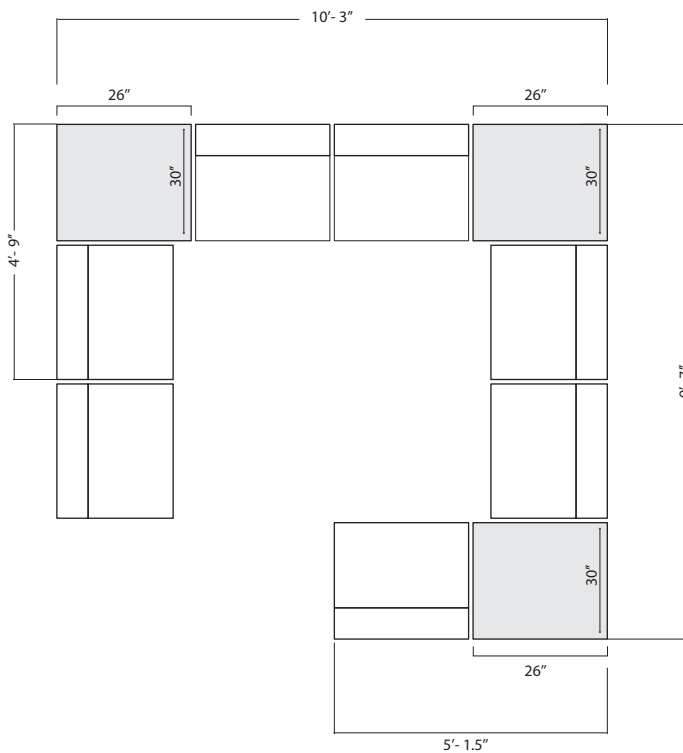


BURTON
OPEN LOOP BACK **B**

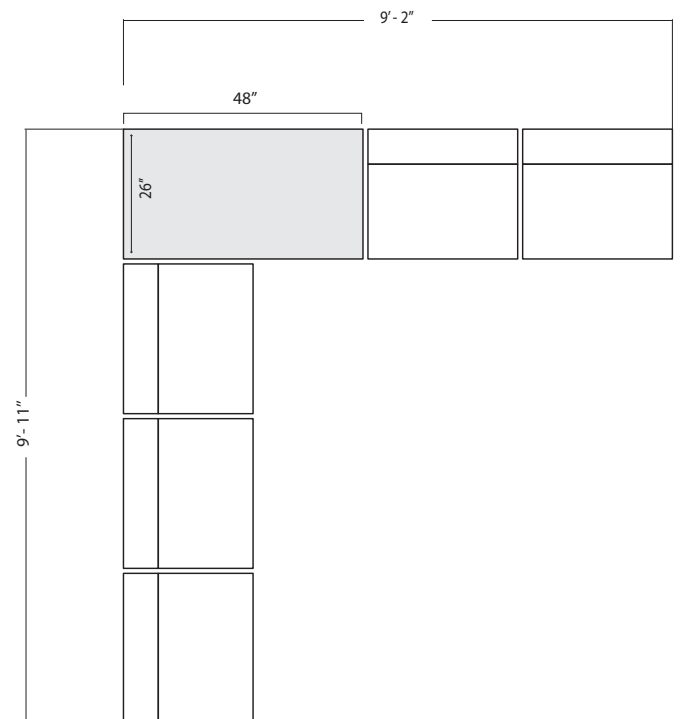


CLOSED LOOP BACK CONFIGURATION

BURTON
CLOSED LOOP BACK **A**



BURTON
CLOSED LOOP BACK **B**



FLAIR LOUNGE

The Flair Lounge design includes polished chrome or brushed aluminum legs in one, two or three seat lounges.



FLAIR SINGLE SEAT LOUNGE WITH TABLET ARM, STORAGE SHELF AND OPTIONAL CASTERS



FLAIR TWO SEAT LOUNGE WITH BRUSHED ALUMINUM LEGS

ORDERING INFORMATION

To Order Please Specify:

- | | |
|-----------------|---------------------------|
| 1) Series Name | 4) Metal Leg Finish Color |
| 2) Model Number | 5) Fabric Grade & Number |
| 3) Quantity | 6) Optional Items |

FLAIR GENERAL SPECIFICATIONS

Frame Construction

Frame assembly is constructed of multi-ply hardwood, with tongue and groove construction. All foam is fully bonded to frame. Seat cushions are 4" graded high resiliency (H.R.) block foam with back 2" (H.R.) foam, covered entirely with special bonded polyester fiber to protect final upholstery. No-sag springs are installed in seat & back along with interlocking helicoil springs to prevent sagging and provide additional lower back and seat support.

Upholstery

Seat and back are covered in choice of fabric, vinyl, crypton, leather or COM. ERG uses only water based glues and adhesives in our upholstery process.

Legs

Standard polished chrome or brushed aluminum legs. Optional powder coat colors or solid maple wood legs available.

Note:

- Tablet orders of 6 or less - choice of 3 standard laminate colors: black, white and silver.
- Tablet orders of 6 or more - any choice standard laminate colors.

COLORS / FINISHES

Metal Legs Finish Colors:

Polished chrome or brushed aluminum is standard with optional powder coat colors available.

Solid Maple Wood Legs Stain Colors:

Transparent wood stain colors.

OPTIONS

- CODE: FR - CA133 Fire Retardant.
- CODE: MB - Moisture Barrier.
- CODE: SF - Optional powder coat finish - Legs.
- CODE: CAS - Casters. Four casters installed.
- CODE: CAS2 - Casters. 4", set of two in front.
- CODE: TAB-(_) - Non-Removable Swivel Tablet (laminated shape A, B or C left or right arm)
- CODE: TABR1-(_) - Removable Swivel Tablet (laminated shape A, B or C specify left or right arm)
- CODE: TABR2-(_) - Removable Swivel Tablet (laminated shape A, B or C with opening for tablet on both arms)
- CODE: SST - Solid Surface Tablet Arm (add to Tablet option)
- CODE: WOD - Solid Maple Wood Legs, set of four.
- CODE: 2FO - Two Fabric Option.
- CODE: 3FO - Three Fabric Option.
- CODE: AHG - Metal Hand Grip.
- CODE: SSI - Laminated Inset Storage Shelf. White or Black.
- CODE: CUP - Plastic Cup Holder
- CODE: E2S - Electrical (Stainless Steel) - 2 AC Plugs.
- CODE: E2B - Electrical (Black) - 2 AC Plugs.
- CODE: E1S - Electrical/Data (Stainless Steel) - 1 AC Plug, 1 RJ45 Plug.
- CODE: E1B - Electrical/Data (Black) - 1 AC Plug, 1 RJ45 Plug
- CODE: COVP - Cove Electrical (Black or Silver) - 2 AC Plugs.
- CODE: COVU - Cove Electrical (Black or Silver) - 2 AC + 2 USB.



BACK VIEW SHOWN WITH HAND GRIP & REMOVABLE TABLET



MAPLE WOOD LEGS



4" CASTERS



TABLET HARDWARE



SOLID SURFACE TABLET OPTION

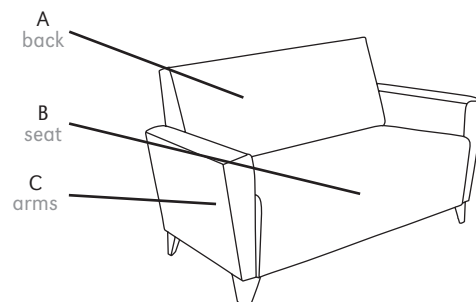


CUP HOLDER

DIMENSIONS	Single Seat	Two Seat	Three Seat
Seat Width:	23"	48"	67"
Seat Depth:	19.5"	19.5"	19.5"
Seat Height:	17.5"	17.5"	17.5"
Arm Height:	23.5"	23.5"	23.5"
Back Height:	32"	32"	32"
Overall Width:	34"	59"	78"
Overall Depth:	28"	28"	28"
Qty./Wt.:	1 ea./85 lbs.	1 ea./155 lbs.	1 ea./190 lbs.



FLAIR SINGLE SEAT LOUNGE



FABRIC PLACEMENT
Please specify when ordering contrasting fabrics

MODEL / DESCRIPTION / LIST PRICING



3495 Arm Chair - fully upholstered

COM Yardage: 5.25 Yds. / Back: 1.75 Yds. / Seat: 1.5 Yds. / Arms: 2 Yds.

COM	GR1	GR2	GR3	GR4	GR5	GR6	GR7	GR8	GR9	GR10	LEA
\$1483	\$1587	\$1651	\$1717	\$1785	\$1857	\$1931	\$2008	\$2088	\$2172	\$2259	\$2670

COM Yardage (Optional two fabrics):

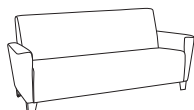


3498 Two Seat Lounge - fully upholstered

COM Yardage: 6.5 Yds. / Back: 2.5 Yds. / Seat: 2 Yds. / Arms: 2 Yds.

COM	GR1	GR2	GR3	GR4	GR5	GR6	GR7	GR8	GR9	GR10	LEA
\$2126	\$2275	\$2366	\$2460	\$2559	\$2661	\$2768	\$2878	\$2993	\$3113	\$3238	\$3827

COM Yardage (Optional two fabrics):



3499 Three Seat Lounge - fully upholstered

COM Yardage: 8 Yds. / Back: 3 Yds. / Seat: 3 Yds. / Arms: 2 Yds.

COM	GR1	GR2	GR3	GR4	GR5	GR6	GR7	GR8	GR9	GR10	LEA
\$2620	\$2804	\$2916	\$3033	\$3154	\$3280	\$3411	\$3548	\$3690	\$3837	\$3991	\$4717

TABLET SHAPES

Choose from 3 Tablet Shapes::

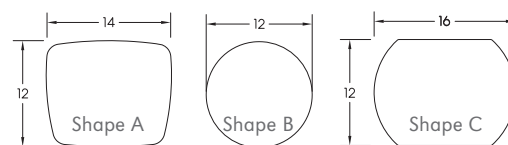
Tablets for all lounge series are available in 3 shapes, choose from the three shapes shown and specify; A, B or C when ordering.

Example: TABR1-(A) Right - this would be a removable shape A tablet on the right arm.

Optional Solid Surface available.

Note:

- Tablet orders of 6 or less - choice of 3 standard laminate colors: black, white and silver.
- Tablet orders of 6 or more - any choice standard laminate colors.



OPTIONS

Add upcharge to list price and code to model number

FR	CA133 Fire Retardant per yard	\$90/yd.
MB	Moisture Barrier - per seat	\$125
SF	Powder coat finish - legs	\$48
CAS	Casters - four casters installed.	\$100
CAS2	Casters - two 4" casters installed in front	\$80
TAB-()	Swivel Tablet (specify A, B or C, left or right arm)	\$395
TABR1-()	Removable Tablet (specify A, B or C, left or right arm)	\$470
TABR2-()	Removable Tablet (specify A, B or C both arm openings)	\$570
SST	Solid Surface Tablet Arm - add to tablet option	\$125
WOD	Solid Maple Wood Legs - set of four	\$96
2FO	Two Fabric Option	-

3FO	Three Fabric Option	-
AHG	Metal Hand Grip - per seat	\$150
SSI	Inset Storage Shelf	\$345
CUP	Plastic Cup Holder	\$95
E2S	Electrical Option (S.S.) - 2 AC Plugs	\$395
E2B	Electrical Option (Black) - 2 AC Plugs	\$360
E1S	RJ45 Data Option (S.S.) - 1 AC Plug + 1 RJ45 Plug	\$415
E1B	RJ45 Data Option (Black) - 1 AC Plug + 1 RJ45 Plug	\$380
COVP	Cove Electrical (Black or Silver) - 2 AC Plugs	\$325
COVU	Cove Electrical (Black or Silver) - 2 AC Plugs + 2 USB	\$425

FRANKY SLIM

The Franky Slim is fully upholstered over high resiliency foam on a solid hardwood frame featuring square steel tube or solid wood legs. Designed for student housing and any public spaces that require long duration seating comfort.



FRANKY SLIM ARM CHAIR



FRANKY SLIM OTTOMAN



TWO SEAT FRANKY SLIM LOUNGE

ORDERING INFORMATION

- 1) Series Name
- 2) Model Number
- 3) Quantity
- 4) Fabric Grade and Number
- 5) Leg Finish
- 6) Optional tufting
- 7) Optional Items

FRANKY SLIM LOUNGE SPECIFICATIONS

Frame

Frame assembly is constructed of solid hardwood, and multi-ply hardwood, with tongue and groove construction. No sag-springs are installed in seat & back along with interlocking helicoil springs to prevent sagging and provide additional lower back and seat support.

Upholstery

Seat foam is bonded to all sides of hardwood frame. Seat cushions are 4" graded, high resiliency (H.R.) block foam with seat back 3" H.R. foam, covered entirely with special bonded polyester fiber to protect final upholstery. ERG uses only waterbase glues and adhesives in all our upholstery process.

Arm Caps

Wood arm caps are standard on Franky wood leg models.

Tufting

Square, vertical & diagonal tufting options available for lounges, ottomans and benches.

Table Tops

Standard laminate / veneer tops are 0.75" thick. Solid surface tops are 0.5" thick.

Legs & Table Legs

1" square tubular steel legs are available in over 20 standard epoxy powder coat colors or optional polished chrome. Wood legs are 2" square solid maple and are available in all standard wood stain colors.

Warranty

ERG offers a lifetime warranty on all foam and frames.

COLORS / FINISHES

Leg Finish Colors:

Standard powder coat color choices, polished chrome or wood stain colors.

OPTIONS

- CODE: FR - CA133 Fire Retardant option. Add an additional \$90 per yard.
- CODE: MB - Moisture Barrier on seat.
- CODE: PCL - Polished Chrome Legs - set of 4.
- CODE: TF1 - Single seat tufting.
- CODE: TF2 - Two seat tufting.
- CODE: TF3 - Three seat tufting.
- CODE: TFO - Ottoman tufting.
- CODE: E2S - Electrical (Stainless Steel) - 2 AC Plugs.
- CODE: E2B - Electrical (Black) - 2 AC Plugs.
- CODE: E1S - Electrical/Data (Stainless Steel) - 1 AC Plug, 1 RJ45 Plug.
- CODE: E1B - Electrical/Data (Black) - 1 AC Plug, 1 RJ45 Plug.
- CODE: COVP - Cove Electrical (Black or Silver) - 2 AC Plugs
- CODE: COVU - Cove Electrical (Black or Silver) - 2 AC + 2 USB

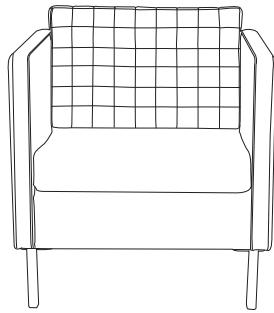


METAL LEGS



WOOD LEGS


TUFTING OPTIONS



square




with optional tufting



diagonal



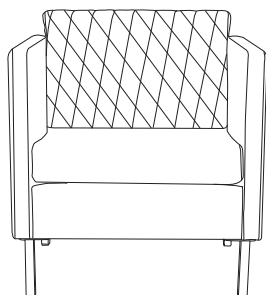
with optional tufting



vertical



with optional tufting



diamond




with optional tufting

TUFTING

Choose from 4 Tufting Shapes:

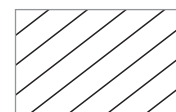
Tufting for all lounge, ottoman and bench series are available in 4 designs. Please specify Square, Vertical, Diamond or Diagonal when ordering.



square



vertical



diagonal



diamond

**FRANKY SLIM LOUNGE
ARM CHAIR AND LOUNGE SOFAS
METAL LEGS**

DIMENSIONS	Single Seat	Two Seat	Three Seat
Seat Depth:	21"	21"	21"
Seat Height:	18"	18"	18"
Seat Width:	23"	46.5"	70"
Arm Height:	28"	28"	28"
Overall Depth:	30.5"	30.5"	30.5"
Overall Width:	28.5"	52"	75.5"
Overall Height:	32"	32"	32"
Qty./Wt.:	1 ea./75 lbs.	1 ea./95 lbs.	1 ea./120 lbs.



FRANKY SLIM ARM CHAIR



TWO SEAT FRANKY SLIM LOUNGE

MODEL / DESCRIPTION / LIST PRICING



6420-M Single Seat Lounge

COM Yardage: Arms 3 Yds. pair / Frame: 1 Yd. / Seat/Back Pillow: 2 Yds.

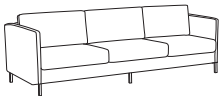
COM	GR1	GR2	GR3	GR4	GR5	GR6	GR7	GR8	GR9	GR10	LEA
\$1599	\$1711	\$1780	\$1851	\$1925	\$2002	\$2082	\$2165	\$2252	\$2342	\$2436	\$2879



6422-M Two Seat Lounge

COM Yardage: Arms 3 Yds. pair / Frame: 1.5 Yds. / Seat/Back Pillow: 4 Yds.

COM	GR1	GR2	GR3	GR4	GR5	GR6	GR7	GR8	GR9	GR10	LEA
\$2152	\$2303	\$2395	\$2491	\$2590	\$2694	\$2802	\$2914	\$3030	\$3152	\$3278	\$3874



6424-M Three Seat Lounge


COM Yardage: Arms 3 Yds. pair / Frame: 2 Yds. / Seat/Back Pillow: 6 Yds.

COM	GR1	GR2	GR3	GR4	GR5	GR6	GR7	GR8	GR9	GR10	LEA
\$2813	\$3010	\$3130	\$3256	\$3386	\$3521	\$3662	\$3809	\$3961	\$4120	\$4284	\$5064

TUFTING

Choose from 4 Tufting Shapes:

Tufting for all lounge, ottoman and bench series are available in 4 designs. Please specify Square, Vertical, Diamond or Diagonal when ordering.



square



vertical



diagonal



diamond

OPTIONS

Add upcharge to list price and code to model number

FR	CA133 Fire Retardant per yard	\$90/yd.
MB	Moisture Barrier - per seat	\$125
2FO	Two fabric option	-
PCL	Polished Chrome Leg - set of 4	\$68
TF1	Tufting - single seat	\$189
TF2	Tufting - two seat	\$340
TF3	Tufting - three seat	\$486

E2S	Electrical Option (S.S.) - 2 AC Plugs	\$395
E2B	Electrical Option (Black) - 2 AC Plugs	\$360
E1S	RJ45 Data Option (S.S.) - 1 AC Plug + 1 RJ45 Plug	\$415
E1B	RJ45 Data Option (Black) - 1 AC Plug + 1 RJ45 Plug	\$380
COVP	Cove Electrical (Black or Silver) - 2 AC Plugs	\$325
COVU	Cove Electrical (Black or Silver) - 2 AC Plugs + 2 USB	\$425

**FRANKY SLIM LOUNGE
ARM CHAIR AND LOUNGE SOFAS
WOOD ARM CAPS AND LEGS**

DIMENSIONS	Single Seat	Two Seat	Three Seat
Seat Depth:	21"	21"	21"
Seat Height:	18"	18"	18"
Seat Width:	23"	46.5"	70"
Arm Height:	28"	28"	28"
Overall Depth:	30.5"	30.5"	30.5"
Overall Width:	28.5"	52"	75.5"
Overall Height:	32"	32"	32"
Qty./Wt.:	1 ea./75 lbs.	1 ea./95 lbs.	1 ea./120 lbs.



FRANKY SLIM ARM CHAIR
WOOD LEGS - STANDARD WOOD ARM CAPS



TWO SEAT FRANKY SLIM LOUNGE
WOOD LEGS - STANDARD WOOD ARM CAPS

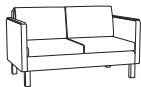
MODEL / DESCRIPTION / LIST PRICING



6420-W Single Seat Lounge - wood arm caps

COM Yardage: Arms 3 Yds. pair / Frame: 1 Yd. / Seat/Back Pillow: 2 Yds.

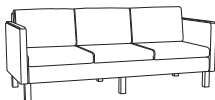
COM	GR1	GR2	GR3	GR4	GR5	GR6	GR7	GR8	GR9	GR10	LEA
\$1748	\$1870	\$1945	\$2023	\$2104	\$2188	\$2276	\$2367	\$2461	\$2560	\$2662	\$3146



6422-W Two Seat Lounge - wood arm caps

COM Yardage: Arms 3 Yds. pair / Frame: 1.5 Yds. / Seat/Back Pillow: 4 Yds.

COM	GR1	GR2	GR3	GR4	GR5	GR6	GR7	GR8	GR9	GR10	LEA
\$2322	\$2485	\$2584	\$2687	\$2795	\$2907	\$3023	\$3144	\$3269	\$3400	\$3536	\$4180



6424-W Three Seat Lounge - wood arm caps


COM Yardage: Arms 3 Yds. pair / Frame: 2 Yds. / Seat/Back Pillow: 6 Yds.

COM	GR1	GR2	GR3	GR4	GR5	GR6	GR7	GR8	GR9	GR10	LEA
\$3008	\$3219	\$3347	\$3481	\$3620	\$3765	\$3916	\$4073	\$4235	\$4405	\$4581	\$5414

TUFTING

Choose from 4 Tufting Shapes:

Tufting for all lounge, ottoman and bench series are available in 4 designs. Please specify Square, Vertical, Diamond or Diagonal when ordering.



square



vertical



diagonal



diamond

OPTIONS

Add upcharge to list price and code to model number

FR	CA133 Fire Retardant per yard	\$90/yd.
MB	Moisture Barrier - per seat	\$125
2FO	Two fabric option	-
TF1	Tufting - single seat	\$189
TF2	Tufting - two seat	\$340
TF3	Tufting - three seat	\$486

E2S	Electrical Option (S.S.) - 2 AC Plugs	\$395
E2B	Electrical Option (Black) - 2 AC Plugs	\$360
E1S	RJ45 Data Option (S.S.) - 1 AC Plug + 1 RJ45 Plug	\$415
E1B	RJ45 Data Option (Black) - 1 AC Plug + 1 RJ45 Plug	\$380
COVP	Cove Electrical (Black or Silver) - 2 AC Plugs	\$325
COVU	Cove Electrical (Black or Silver) - 2 AC Plugs + 2 USB	\$425

HARTFORD WOOD LOUNGE

The Hartford Lounge Collection is a sophisticated lounge series with a trapezoid shaped back with the beauty of a solid maple wood base and legs. The Hartford Wood Collection is elegantly fresh, like most of our lounge collections it can be ordered as individual units or with a special configuration.



THREE SEAT LOUNGE

ORDERING INFORMATION

To Order Please Specify:

- 1) Series Name
- 2) Model Number
- 3) Quantity
- 4) Wood Stain Finish Color
- 5) Fabric Grade & Number
- 6) Optional Items

HARTFORD GENERAL SPECIFICATIONS

Upholstery

Seat and back are covered in choice of fabric, vinyl, crypton, leather or COM. ERG uses only water based glues and adhesives in our upholstery process. Contrasting fabrics are available.

Frame Construction

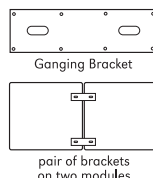
Frame assembly is constructed of multi-ply hardwood, with tongue and groove construction. All foam is fully bonded to frame. Seat cushions are 5" graded high resiliency (H.R.) block foam, covered entirely with special bonded polyester fiber to protect final upholstery. No sag-springs are installed in seat & back along with interlocking helicoil springs to prevent sagging and provide additional lower back and seat support. Each modular unit consists of two individual components bolted together.

Maple Wood Base

Hartford Maple wood frame, base and legs are made of solid maple and are assembled as a single unit using dado construction, glue and screws, with added corner support for each leg. Wood frame assembly is hand sanded and finished. Hartford Maple wood is finished in transparent wood stain colors. All stains, sealers and lacquers used by ERG are water based and 100% environmentally friendly.

Arm Caps


Arms come with black polyurethane or wood arm caps. Optional Maple wood arm caps can be finished in choice of standard transparent wood stain colors. All stains, sealers and lacquers used by ERG are water based and 100% environmentally friendly.



METAL LEGS



ELECTRICAL/DATA



WOOD ARM CAPS

COLORS / FINISHES

Wood Stain Finish Colors:

All transparent wood stain colors available.

OPTIONS

- CODE: FR - CA133 Fire Retardant.
- CODE: MB - Moisture Barrier.
- CODE: 2FO - Two Fabric Option.
- CODE: MTL - Metal Legs.
- CODE: GD - Ganging Brackets (necessary when ganging two or more modules together).
- CODE: WAC - Wood Arm Caps in transparent wood stain color of your choice.
- CODE: TABF() - Fixed Post Tablet Arm. (specify A, B or C, left or right arm)
- CODE: E2S - Electrical Option (S.S.) - 2 AC Plugs.
- CODE: E2B - Electrical Option (Black) - 2 AC Plugs.
- CODE: E1S - RJ45 Data Option (S.S.) - 1 AC Plug + 1 RJ45 Plug.
- CODE: E1B - RJ45 Data Option (Black) - 1 AC Plug + 1 RJ45 Plug.
- CODE: COVP - Cove Electrical (Black or Silver) - 2 AC Plugs
- CODE: COVU - Cove Electrical (Black or Silver) - 2 AC + 2 USB

**HARTFORD WOOD LOUNGE
MODULAR CHAIR AND LOUNGE SOFAS
WITH MAPLE WOOD BASE AND LEGS**

DIMENSIONS	Chair	Two Seat	Three Seat
Seat Width:	24"	48"	72"
Seat Depth:	20.5"	20.5"	20.5"
Seat Height:	18"	18"	18"
Back Height:	34"	34"	34"
Overall Width:	24"	48"	72"
Overall Depth:	28"	28"	28"
Qty./Wt.:	1 ea./60 lbs.	1 ea./60 lbs.	1 ea./145 lbs.




MODULAR CHAIR

MODEL / DESCRIPTION / LIST PRICING




3222 Modular Chair - Maple Wood Base and Legs COM Yardage: 3 Yds. / Back: 1.5 Yds. / Seat: 1.25 Yds.

COM	GR1	GR2	GR3	GR4	GR5	GR6	GR7	GR8	GR9	GR10	LEA
\$1641	\$1755	\$1826	\$1900	\$1975	\$2054	\$2136	\$2222	\$2311	\$2403	\$2499	\$2953



3228 Two Seat Lounge Sofa - Maple Wood Base and Legs COM Yardage: 5.5 Yds. / Back: 3 Yds. / Seat: 2.5 Yds.

COM	GR1	GR2	GR3	GR4	GR5	GR6	GR7	GR8	GR9	GR10	LEA
\$2436	\$2607	\$2710	\$2820	\$2932	\$3050	\$3172	\$3298	\$3430	\$3567	\$3710	\$4384



3234 Three Seat Lounge Sofa - Maple Wood Base and Legs COM Yardage: 8.5 Yds. / Back: 4.75 Yds. / Seat: 3.75 Yds.

COM	GR1	GR2	GR3	GR4	GR5	GR6	GR7	GR8	GR9	GR10	LEA
\$3369	\$3604	\$3748	\$3899	\$4055	\$4217	\$4385	\$4561	\$4744	\$4933	\$5130	\$6063

TABLET SHAPES

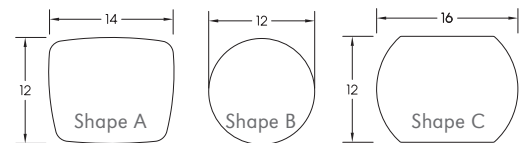
Choose from 3 Tablet Shapes::

Tablets for all lounge series are available in 3 shapes, choose from the three shapes shown and specify; A, B or C when ordering. Example: TABF-(A) Right - this would be a fixed shape A tablet on the right side (when seated).

Optional Solid Surface available.

Note:

- Tablet orders of 6 or less - choice of 3 standard laminate colors: black, white and silver.
- Tablet orders of 6 or more - any choice standard laminate colors.



OPTIONS

Add upcharge to list price and code to model number

FR	CA133 Fire Retardant per yard	\$90/yd.
MB	Moisture Barrier - per seat	\$125
2FO	Two fabric option	-
GD	Ganging Brackets	\$52
WAC	Maple Wood Arm Caps - pair	\$148
MTL	Metal Legs - 4 (one or two seat)	deduct \$120
MTL	Metal Legs - 6 (three seat)	deduct \$180

TABF-(_)	Fixed Post Tablet (specify A, B or C, left or right side)	\$370
E2S	Electrical Option (S.S.) - 2 AC Plugs	\$395
E2B	Electrical Option (Black) - 2 AC Plugs	\$360
E1S	RJ45 Data Option (S.S.) - 1 AC Plug + 1 RJ45 Plug	\$415
E1B	RJ45 Data Option (Black) - 1 AC Plug + 1 RJ45 Plug	\$380
COVP	Cove Electrical (Black or Silver) - 2 AC Plugs	\$325
COVU	Cove Electrical (Black or Silver) - 2 AC Plugs + 2 USB	\$425

HARTFORD WOOD LOUNGE
LOUNGE SOFAS WITH UPHOLSTERED ARMS
AND MAPLE WOOD BASE AND LEGS

DIMENSIONS	Arm Chair	Two Seat	Three Seat
Seat Width:	24"	48"	72"
Seat Depth:	20.5"	20.5"	20.5"
Seat Height:	18"	18"	18"
Arm Height:	26"	26"	26"
Back Height:	34"	34"	34"
Overall Width:	28"	54"	78"
Overall Depth:	28"	28"	28"
Qty./Wt.:	1 ea./85 lbs.	1 ea./155 lbs.	1 ea./230 lbs.




TWO SEAT LOUNGE WITH ARMS

MODEL / DESCRIPTION / LIST PRICING




3224 Arm Chair w/ Arms - Maple Wood Base and Legs COM Yardage: 5 Yds. / Back: 1.75 Yds. / Seat: 1.25 Yd. / Arms: 2 Yds.

COM	GR1	GR2	GR3	GR4	GR5	GR6	GR7	GR8	GR9	GR10	LEA
\$2065	\$2209	\$2298	\$2389	\$2486	\$2584	\$2688	\$2795	\$2908	\$3024	\$3145	\$3716



3230 Two Seat Lounge Sofa w/ Arms - Maple Wood Base and Legs COM Yardage: 7.5 Yds. / Back: 3 Yds. / Seat: 2.5 Yds. / Arms: 2 Yds.


COM	GR1	GR2	GR3	GR4	GR5	GR6	GR7	GR8	GR9	GR10	LEA
\$2860	\$3060	\$3182	\$3309	\$3442	\$3580	\$3723	\$3872	\$4027	\$4188	\$4356	\$5147



3236 Three Seat Lounge Sofa w/ Arms - Maple Wood Base and Legs COM Yardage: 10.5 Yds. / Back: 4.75 Yds. / Seat: 3.75 Yds. / Arms: 2 Yds.

COM	GR1	GR2	GR3	GR4	GR5	GR6	GR7	GR8	GR9	GR10	LEA
\$4058	\$4221	\$4389	\$4564	\$4748	\$4937	\$5135	\$5340	\$5554	\$5776	\$6826	\$6440

COM Yardage (Optional two fabrics):



WOOD ARM CAPS

OPTIONS

Add upcharge to list price and code to model number

FR	CA133 Fire Retardant per yard	\$90/yd.
MB	Moisture Barrier - per seat	\$125
2FO	Two fabric option	-
GD	Ganging Brackets	\$52
WAC	Maple Wood Arm Caps - pair	\$148
MTL	Metal Legs - 4 (one or two seat)	deduct \$120
MTL	Metal Legs - 6 (three seat)	deduct \$180

E2S	Electrical Option (S.S.) - 2 AC Plugs	\$395
E2B	Electrical Option (Black) - 2 AC Plugs	\$360
E1S	RJ45 Data Option (S.S.) - 1 AC Plug + 1 RJ45 Plug	\$415
E1B	RJ45 Data Option (Black) - 1 AC Plug + 1 RJ45 Plug	\$380
COVP	Cove Electrical (Black or Silver) - 2 AC Plugs	\$325
COVU	Cove Electrical (Black or Silver) - 2 AC Plugs + 2 USB	\$425

ISLAND TABLE OF CONTENTS

Specifications220
Tablet Shapes And Finishes221
Fabric Placement Detail / Base Selection222
Island Ten Pricing223
Island Twenty Pricing224
Island Thirty Pricing225
Island Forty226
Island 4-Leg Metal Base227
Ottoman228
Cayman Occasional Tables229



ISLAND COLLECTION

The Island Collection are fully upholstered arm chairs offered in choice of fabric featuring 4 different shell styles and choice of 5 different bases.



ISLAND TEN
4-LEG BASE



ISLAND TEN
TRUMPET BASE



ISLAND TWENTY
5-STAR CASTER BASE



ISLAND THIRTY
BRUSHED STAINLESS STEEL DISC BASE



ISLAND FORTY
4-STAR STAINLESS STEEL BASE

ORDERING INFORMATION

To Order Please Specify:

- | | |
|-----------------|-------------------------------|
| 1) Series Name | 4) Fabric Grade & Number |
| 2) Model Number | 5) Two or Three Fabric Option |
| 3) Quantity | 6) Optional Items |

ISLAND GENERAL SPECIFICATIONS

Shell

A minimum of 20" inside seat width. All models offer 100% more back support and comfort.

Seat

5" thick high resiliency foam with a seat frame made out of hardwood with flexible webbing installed for added support and soft sit. Steel welded frame is machine screwed to wood frame for durability.

Upholstery

High resiliency foam, covered throughout by Dacron to protect final upholstery.

Metal Bases

5 bases to choose from (no tilt) :

4-leg base: 3/4" diameter fully welded steel tube frame with polished chrome finish and adjustable glides.

4-Star base: 360° swivel, brushed stainless steel construction with fixed seat height and stainless adjustable glides.

Disc metal base: 360° swivel, brushed stainless steel with fixed seat height and rubber bumpers.

5-Star base: 360° swivel, polished aluminum construction with adjustable seat height on black chrome casters.

Trumpet base: 360° polished chrome swivel with fixed seat height.

COM Fabric Testing

Due to the complexity of the upholstery process of the Island, please submit your COM for testing. A 10"x10" sample is required.

OPTIONS

- CODE: FR - CA133 Fire Retardant.
- CODE: MB - Moisture Barrier.
- CODE: SF - Powder Coat Paint Color.
- CODE: 2FO - 2 Fabric Option. When seat and back are upholstered in two different fabrics of your choice.
- CODE: 3FO - 3 Fabric Option. When seat, back and arms are upholstered in three different fabrics of your choice.
- CODE: TABF(-) - Fixed Tablet Arm (available only on Island Forty model) (specify A, B or C, left or right arm)
- CODE: SST - Solid Surface Top

TABLET SHAPES

Choose from 3 Tablet Shapes:

Tablets for Island Forty are available in 3 shapes. Choose from the three shapes shown and specify: A, B or C when ordering. Example: TABF-(A) Right - this would be a fixed shape A tablet on the right arm.

TABLET FINISHES

Laminate

Laminate top with exposed multi-ply edge available in:

Wilsonart Black 1595-60

Formica White 949-58

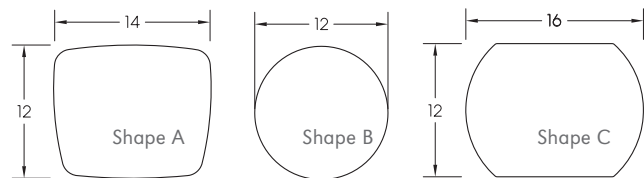
Nevamar Silver Alu Metalx MXT003T

Optional Solid Surface available.



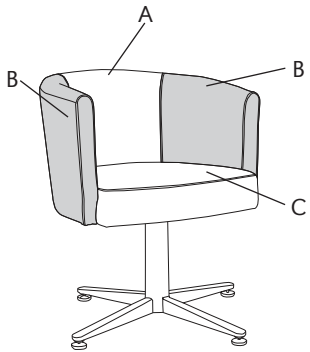
ISLAND 40* WITH TABLET ARM
*ONLY MODEL THAT OFFERS TABLET OPTION

Choose from 3 Tablet Shapes:



ISLAND 40* WITH TABLET ARM AND OTTOMAN

FABRIC PLACEMENT DETAIL



ISLAND COLLECTION DIMENSIONS

DIMENSIONS	Island Ten
Overall Height:	30"
Overall Width:	25.5"
Shell Height:	18"
Shell Width:	20"-21"

Medium Base Width:	24"
Large Base Width:*	27.5"

*Large 4-Star Base for Island 30 and 40

BASE SELECTION



4-Star Brushed Stainless Steel Base



Disc Brushed Stainless Steel Base



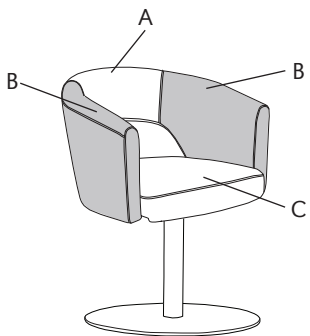
5-Star Polished Aluminum Base
w/ Casters



Trumpet Polished Chrome Base

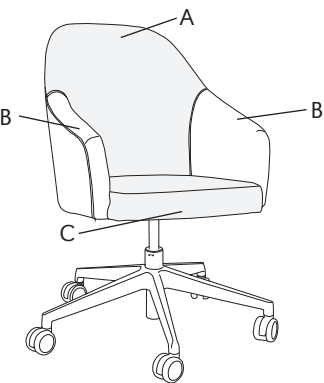


4-Leg Polished Chrome Base



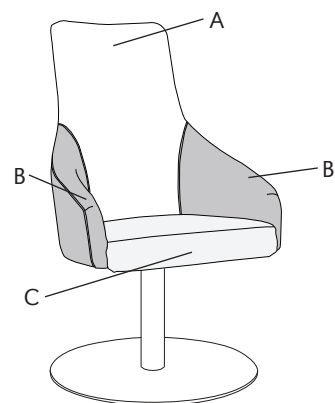
DIMENSIONS	Island Twenty
Overall Height:	30"
Overall Width:	25.5"
Shell Height:	18"
Shell Width:	20"-21"

Base Spread:	22.5"
--------------	-------



DIMENSIONS	Island Thirty
Overall Height:	38" - 42"
Overall Width:	25.5"
Shell Height:	25"
Shell Width:	20"-21"

Base Spread:	26"
--------------	-----



DIMENSIONS	Island Forty
Overall Height:	44"
Overall Width:	25.5"
Shell Height:	31"
Shell Width:	20"-21"

Base Spread:	17.5"
--------------	-------

DIMENSIONS	Island Ten 4-Star Base	Island Ten Disc Base	Island Ten 5-Star Base	Island Ten Trumpet Base
Seat Height:	18"	18"	17.5" - 22.5"	18"
Seat Width:	20"-21"	20"-21"	20"-21"	20"-21"
Seat Depth	19.5"	19.5"	19.5"	19.5"
Overall Height:	30"	30"	30" - 35"	30"
Overall Width:	25.5"	25.5"	25.5"	25.5"
Overall Depth:	24"	24"	24"	24"
Qty./Wt.:	1 ea./52 lbs.	1 ea./52 lbs.	1 ea./52 lbs.	1 ea./52 lbs.



ISLAND TEN
ON 4-STAR STAINLESS STEEL BASE

Features: Closed Back

MODEL / DESCRIPTION / LIST PRICING



8602 Island Ten Swivel Club Chair / 4-Star Stainless Steel Base on Glides COM Yardage: 2.5 Yds. / Back: 1.5 Yds. / Seat: 1 Yd.

COM	GR1	GR2	GR3	GR4	GR5	GR6	GR7	GR8	GR9	GR10	LEA
\$1177	\$1259	\$1310	\$1362	\$1417	\$1473	\$1532	\$1594	\$1657	\$1724	\$1793	\$2119



8604 Island Ten Swivel Club Chair / Disc Stainless Steel Base COM Yardage: 2.5 Yds. / Back: 1.5 Yds. / Seat: 1 Yd.

COM	GR1	GR2	GR3	GR4	GR5	GR6	GR7	GR8	GR9	GR10	LEA
\$1202	\$1286	\$1338	\$1391	\$1447	\$1505	\$1565	\$1627	\$1692	\$1760	\$1831	\$2164



8606 Island Ten Swivel Club Chair / 5-Star Polished Aluminum Base w/ Casters COM Yardage: 2.5 Yds. / Back: 1.5 Yds. / Seat: 1 Yd.

COM	GR1	GR2	GR3	GR4	GR5	GR6	GR7	GR8	GR9	GR10	LEA
\$1325	\$1418	\$1474	\$1533	\$1595	\$1659	\$1725	\$1794	\$1866	\$1940	\$2018	\$2385



8608 Island Ten Swivel Club Chair / Trumpet Polished Chrome Base COM Yardage: 2.5 Yds. / Back: 1.5 Yds. / Seat: 1 Yd.

COM	GR1	GR2	GR3	GR4	GR5	GR6	GR7	GR8	GR9	GR10	LEA
\$1455	\$1557	\$1619	\$1684	\$1751	\$1821	\$1894	\$1970	\$2049	\$2131	\$2216	\$2619

OPTIONS

Add upcharge to list price and code to model number

FR	CA133 Fire Retardant per yard	\$90/yd.	2FO	Two fabric option	-
MB	Moisture Barrier - per seat	\$125	3FO	Three fabric option	-

Fixed Tablet Arm Not Available on Island Ten

DIMENSIONS	Island Twenty 4-Star Base	Island Twenty Disc Base	Island Twenty 5-Star Base	Island Twenty Trumpet Base
Seat Height:	18"	18"	18" - 23"	18"
Seat Width:	20"	20"	20"	20"
Seat Depth	19.5"	19.5"	19.5"	19.5"
Overall Height:	30"	30"	30" - 35"	30"
Overall Width:	25.5"	25.5"	25.5"	25.5"
Overall Depth:	24"	24"	24"	24"
Qty./Wt.:	1 ea./52 lbs.	1 ea./52 lbs.	1 ea./52 lbs.	1 ea./52 lbs.



ISLAND TWENTY
ON 5-STAR CASTER BASE

Features: Open Back

MODEL / DESCRIPTION / LIST PRICING



8612 Island Twenty Swivel Club Chair / 4-Star Stainless Steel Base on Glides COM Yardage: 2.5 Yds. / Back: 1.5 Yds. / Seat: 1 Yd.

COM	GR1	GR2	GR3	GR4	GR5	GR6	GR7	GR8	GR9	GR10	LEA
\$1252	\$1340	\$1393	\$1449	\$1507	\$1567	\$1630	\$1695	\$1763	\$1833	\$1907	\$2254



8614 Island Twenty Swivel Club Chair / Disc Stainless Steel Base COM Yardage: 2.5 Yds. / Back: 1.5 Yds. / Seat: 1 Yd.

COM	GR1	GR2	GR3	GR4	GR5	GR6	GR7	GR8	GR9	GR10	LEA
\$1277	\$1366	\$1421	\$1478	\$1537	\$1598	\$1662	\$1729	\$1798	\$1870	\$1945	\$2299



8616 Island Twenty Swivel Club Chair / 5-Star Polished Aluminum Base w/ Casters COM Yardage: 2.5 Yds. / Back: 1.5 Yds. / Seat: 1 Yd.

COM	GR1	GR2	GR3	GR4	GR5	GR6	GR7	GR8	GR9	GR10	LEA
\$1407	\$1505	\$1566	\$1628	\$1693	\$1761	\$1832	\$1905	\$1981	\$2060	\$2143	\$2533



8618 Island Twenty Swivel Club Chair / Trumpet Polished Chrome Base COM Yardage: 2.5 Yds. / Back: 1.5 Yds. / Seat: 1 Yd.

COM	GR1	GR2	GR3	GR4	GR5	GR6	GR7	GR8	GR9	GR10	LEA
\$1631	\$1745	\$1815	\$1888	\$1963	\$2042	\$2123	\$2208	\$2297	\$2388	\$2484	\$2936

OPTIONS

Add upcharge to list price and code to model number

FR	CA133 Fire Retardant per yard	\$90/yd.
MB	Moisture Barrier - per seat	\$125

2FO	Two fabric option	-
3FO	Three fabric option	-

Fixed Tablet Arm Not Available on Island Twenty

DIMENSIONS	Island Thirty 4-Star Base	Island Thirty Disc Base	Island Thirty 5-Star Base	Island Thirty Trumpet Base
Seat Height:	18"	18"	18" - 23"	18"
Seat Width:	20"	20"	20"	20"
Seat Depth	19.5"	19.5"	19.5"	19.5"
Overall Height:	38"	38"	38" - 43"	38"
Overall Width:	25.5"	25.5"	25.5"	25.5"
Overall Depth:	28"	28"	28"	28"
Qty./Wt.:	1 ea./52 lbs.	1 ea./52 lbs.	1 ea./52 lbs.	1 ea./52 lbs.



ISLAND THIRTY
4-STAR STAINLESS STEEL BASE

Features: Tall Back

MODEL / DESCRIPTION / LIST PRICING



8622 Island Thirty Swivel Club Chair / 4-Star Stainless Steel Base on Glides COM Yardage: 3 Yds. / Back: 2 Yds. / Seat: 1 Yd.

COM	GR1	GR2	GR3	GR4	GR5	GR6	GR7	GR8	GR9	GR10	LEA
\$1455	\$1557	\$1619	\$1684	\$1751	\$1821	\$1894	\$1970	\$2049	\$2131	\$2216	\$2619



8624 Island Thirty Swivel Club Chair / Disc Stainless Steel Base COM Yardage: 3 Yds. / Back: 2 Yds. / Seat: 1 Yd.

COM	GR1	GR2	GR3	GR4	GR5	GR6	GR7	GR8	GR9	GR10	LEA
\$1480	\$1584	\$1647	\$1713	\$1781	\$1853	\$1927	\$2004	\$2084	\$2167	\$2254	\$2664



8626 Island Thirty Swivel Club Chair / 5-Star Polished Aluminum Base w/ Casters COM Yardage: 3 Yds. / Back: 2 Yds. / Seat: 1 Yd.

COM	GR1	GR2	GR3	GR4	GR5	GR6	GR7	GR8	GR9	GR10	LEA
\$1694	\$1813	\$1885	\$1960	\$2039	\$2120	\$2205	\$2293	\$2385	\$2481	\$2580	\$3049



8628 Island Thirty Swivel Club Chair / Trumpet Polished Chrome Base COM Yardage: 3 Yds. / Back: 2 Yds. / Seat: 1 Yd.

COM	GR1	GR2	GR3	GR4	GR5	GR6	GR7	GR8	GR9	GR10	LEA
\$1834	\$1962	\$2041	\$2123	\$2207	\$2296	\$2388	\$2483	\$2582	\$2686	\$2793	\$3301

OPTIONS

Add upcharge to list price and code to model number

FR	CA133 Fire Retardant per yard	\$90/yd.	2FO	Two fabric option	-
MB	Moisture Barrier - per seat	\$125	3FO	Three fabric option	-

Fixed Tablet Arm Not Available on Island Thirty

DIMENSIONS	Island Forty 4-Star Base	Island Forty Disc Base	Island Forty 5-Star Base
Seat Height:	18"	18"	18" - 22"
Seat Width:	20"	20"	20"
Seat Depth	19.5"	19.5"	19.5"
Overall Height:	44"	44"	44" - 48"
Overall Width:	25.5"	25.5"	25.5"
Overall Depth:	28"	28"	28"
Qty./Wt.:	1 ea./52 lbs.	1 ea./52 lbs.	1 ea./52 lbs.



ISLAND FORTY
4-STAR STAINLESS STEEL BASE ON GLIDES /
OPTIONAL TABLET ARM

Features: Extra Slim Tall Back

MODEL / DESCRIPTION / LIST PRICING



8632 Island Forty Swivel Club Chair / 4-Star Stainless Steel Base on Glides / COM Yardage: 3.75 Yds. / Back: 2.75 Yds. / Seat: 1 Yd.

COM	GR1	GR2	GR3	GR4	GR5	GR6	GR7	GR8	GR9	GR10	LEA
\$1468	\$1571	\$1634	\$1699	\$1767	\$1838	\$1911	\$1988	\$2067	\$2150	\$2236	\$2642



8634 Island Forty Swivel Club Chair / Disc Stainless Steel Base / COM Yardage: 3.75 Yds. / Back: 2.75 Yds. / Seat: 1 Yd.

COM	GR1	GR2	GR3	GR4	GR5	GR6	GR7	GR8	GR9	GR10	LEA
\$1493	\$1598	\$1661	\$1728	\$1797	\$1869	\$1944	\$2021	\$2102	\$2186	\$2274	\$2687



8636 Island Forty Swivel Club Chair / 5-Star Polished Aluminum Base w/ Casters / COM Yardage: 3.75 Yds. / Back: 2.75 Yds. / Seat: 1 Yd.

COM	GR1	GR2	GR3	GR4	GR5	GR6	GR7	GR8	GR9	GR10	LEA
\$1712	\$1832	\$1905	\$1981	\$2061	\$2143	\$2229	\$2318	\$2411	\$2507	\$2607	\$3082

Trumpet Base not available on Island Forty

OPTIONS

Add upcharge to list price and code to model number

FR	CA133 Fire Retardant per yard	\$90/yd.
MB	Moisture Barrier - per seat	\$125
2FO	Two fabric option	-


3FO	Three fabric option	-
TABF-(_)	Fixed Tablet (specify A, B or C, left or right arm)	\$495
SST	Solid Surface Tablet - add to tablet option	\$125

DIMENSIONS	Island Ten 4-Leg Base	Island Twenty 4-Leg Base
Seat Height:	18"	18"
Seat Width:	20"-21"	20"
Seat Depth	19.5"	19.5"
Overall Height:	30"	38"
Overall Width:	25.5"	25.5"
Overall Depth:	24"	28"
Qty./Wt.:	1 ea./52 lbs.	1 ea./52 lbs.



ISLAND TWENTY 4-LEG BASE


MODEL / DESCRIPTION / LIST PRICING



8601 Island Ten 4-Leg Polished Chrome Base

COM Yardage: 2.5 Yds. / Back: 1.5 Yds. / Seat: 1 Yd.

COM	GR1	GR2	GR3	GR4	GR5	GR6	GR7	GR8	GR9	GR10	LEA
\$1137	\$1217	\$1265	\$1316	\$1368	\$1423	\$1480	\$1539	\$1601	\$1665	\$1732	\$2047



8611 Island Twenty 4-Leg Polished Chrome Base

COM Yardage: 2.5 Yds. / Back: 1.5 Yds. / Seat: 1 Yd.

COM	GR1	GR2	GR3	GR4	GR5	GR6	GR7	GR8	GR9	GR10	LEA
\$1212	\$1297	\$1349	\$1403	\$1459	\$1517	\$1578	\$1641	\$1707	\$1775	\$1846	\$2182



ISLAND TEN 4-LEG BASE

OPTIONS

Add upcharge to list price and code to model number

FR	CA133 Fire Retardant per yard	\$90/yd.
MB	Moisture Barrier - per seat	\$125
SF	Powder Coat paint color	\$48

2FO	Two fabric option	-
3FO	Three fabric option	-

Fixed Tablet Arm Not Available on Island Ten or Twenty



ISLAND FORTY
4-STAR STAINLESS STEEL BASE ON GLIDES /
COMPLEMENTED WITH ISLAND OTTOMAN

ISLAND OTTOMAN
4-STAR STAINLESS STEEL BASE

DIMENSIONS	Island Ottoman
Overall Width:	20.5"
Overall Depth:	20"
Overall Height:	16"
Qty./Wt.:	1 ea./32 lbs.

MODEL / DESCRIPTION / LIST PRICING



8640 Island Ottoman / 4-Star Stainless Steel Fixed Base on Glides COM Yardage: 1.5 Yds.

COM	GR1	GR2	GR3	GR4	GR5	GR6	GR7	GR8	GR9	GR10	LEA
\$950	\$1017	\$1057	\$1099	\$1143	\$1189	\$1237	\$1286	\$1338	\$1391	\$1447	\$1710



8642 Island Ottoman / Disc Stainless Steel Fixed Base COM Yardage: 1.5 Yds.

COM	GR1	GR2	GR3	GR4	GR5	GR6	GR7	GR8	GR9	GR10	LEA
\$978	\$1046	\$1088	\$1132	\$1177	\$1224	\$1273	\$1324	\$1377	\$1432	\$1489	\$1760



8644 Island Ottoman / Trumpet Polished Chrome Base (Swivel) COM Yardage: 1.5 Yds.

COM	GR1	GR2	GR3	GR4	GR5	GR6	GR7	GR8	GR9	GR10	LEA
\$1080	\$1156	\$1202	\$1250	\$1300	\$1352	\$1406	\$1462	\$1521	\$1582	\$1645	\$1944

OPTIONS

Add upcharge to list price and code to model number

FR	CA133 Fire Retardant per yard	\$90/yd.	2FO	Two fabric option	-
MB	Moisture Barrier - per seat	\$125	3FO	Three fabric option	-

CAYMAN OCCASIONAL TABLE

The Cayman Table Series feature a brushed stainless steel X-base which complements our Island Chair Collection.



SQUARE END TABLE



OVAL END TABLE

ORDERING INFORMATION

- | | |
|-------------------------------|--|
| 1) Series Name | 6) Edge Table Style Code and Color |
| 2) Model Number | 7) Wood Species |
| 3) Size | 8) Wood Stain Color |
| 4) Quantity | 9) Optional Items |
| 5) Laminate Selection and No. | 10) Solid Surface Available. Please Call |

CAYMAN/ISLAND TABLE BASE SPECIFICATIONS

Café

Table Height Standard is 29" to 30" (cafe) or 42" (bar height) but may vary depending on table top specified.

Occasional Table

Table Height Table height is 17" and 22"

Column

- 2.5" dia. tubing - 20" and 24" inch bases
- 3" dia. tubing - 28" and 32" inch bases
- Steel tubing welded to top plate

Base Brushed Stainless Steel – 20", 24", 28" and 30" X-base spreads.

Glides Adjustable glides

Metal Type Stainless Steel

Assembly Top plate is welded to the vertical column and the vertical column is bolted to the Finish Brushed Stainless Steel 4-Star Base.

TABLE TOP SPECIFICATIONS

Table Tops

Table top core is CARB Phase I & Phase II Compliant. Laminate, wood veneer and phenolic backing are glued with water based adhesives.

FINISHES

Laminate/Veneer Selections

ERG offers over 1000 standard laminate choices from Nevamar, Wilsonart, Formica and Pionite. Wood veneer is available in transparent stain colors - custom stain matching available.


Edge Selections:

ERG offers a wide variety of table top edge materials including PVC, wood, aluminum, resin and laminate.

Special Edge Note: When ganging or butting tables together, ERG recommends using 3mm flat edge or flat wood edge. Square tables using PVC T-edge will have a 2" radius on all corners.

OPTIONS

- CODE: SB - Stretcher bar for tables under 72"
- CODE: STH - Special Table Height (any table height other than 29" or bar height)



GLIDE DETAIL



30" ROUND END TABLE





OVAL END TABLE

Features: Fixed Base

MODEL / DESCRIPTION / LIST PRICING

CAYMAN/ISLAND OCCASIONAL TABLES

	Model Number	Model Description	Table Top Size	Table Height	Table Shape	Shpg. Wght.	2A, 2B, 3A LAMINATE TOP	WOOD VENEER TOP	SOLID SURFACE TOP
	8650	End Table	20" dia.	17"	round	35 lbs.	\$743	\$772	CALL
	8651	End Table	24" dia.	17"	round	40 lbs.	\$765	\$796	CALL
	8652	End Table	30" dia.	17"	round	45 lbs.	\$788	\$819	CALL
	8653	End Table	36" dia.	17"	round	50 lbs.	\$819	\$851	CALL
	8654	End Table	20" dia.	22"	round	35 lbs.	\$760	\$788	CALL
	8655	End Table	24" dia.	22"	round	40 lbs.	\$783	\$814	CALL
	8656	End Table	30" dia.	22"	round	45 lbs.	\$807	\$838	CALL
	8657	End Table	36" dia.	22"	round	50 lbs.	\$839	\$866	CALL
	8668	End Table	20" x 30"	17"	oval	45 lbs.	\$792	\$824	CALL
	8669	End Table	20" x 36"	17"	oval	50 lbs.	\$842	\$875	CALL
	8670	End Table	20" x 42"	17"	oval	55 lbs.	\$936	\$974	CALL
	8671	End Table	20" x 30"	22"	oval	47 lbs.	\$810	\$842	CALL
	8672	End Table	20" x 36"	22"	oval	52 lbs.	\$869	\$904	CALL
	8673	End Table	20" x 42"	22"	oval	55 lbs.	\$963	\$1002	CALL

Features: Brushed Stainless Steel Base and Column



28" SQUARE END TABLE




4" RADIUS CORNER
END TABLE

MODEL / DESCRIPTION / LIST PRICING

CAYMAN/ISLAND OCCASIONAL TABLES



Model Number	Model Description	Table Top Size	Table Height	Table Shape	Shpg. Wght.	2A, 2B, 3A LAMINATE TOP	WOOD VENEER TOP	SOLID SURFACE TOP
8660	End Table	20" x 20"	17"	square	45 lbs.	\$743	\$772	CALL
8661	End Table	24" x 24"	17"	square	50 lbs.	\$765	\$796	CALL
8662	End Table	30" x 30"	17"	square	55 lbs.	\$788	\$819	CALL
8663	End Table	20" x 20"	22"	square	47 lbs.	\$760	\$788	CALL
8664	End Table	24" x 24"	22"	square	52 lbs.	\$783	\$814	CALL
8665	End Table	30" x 30"	22"	square	55 lbs.	\$807	\$838	CALL



Model Number	Model Description	Table Top Size	Table Height	Table Shape	Shpg. Wght.	2B LAMINATE TOP	WOOD VENEER TOP	SOLID SURFACE TOP
8674	End Table	20" x 20"	17"	4" radius square	45 lbs.	\$788	\$818	CALL
8675	End Table	24" x 24"	17"	4" radius square	50 lbs.	\$811	\$844	CALL
8676	End Table	30" x 30"	17"	4" radius square	55 lbs.	\$835	\$868	CALL
8677	End Table	20" x 20"	22"	4" radius square	47 lbs.	\$797	\$828	CALL
8678	End Table	24" x 24"	22"	4" radius square	52 lbs.	\$822	\$853	CALL
8679	End Table	30" x 30"	22"	4" radius square	55 lbs.	\$846	\$879	CALL

Features: Brushed Stainless Steel Base and Column

JACKSON METAL COLLECTION

The Jackson is a perfect fit for collaborative lounge settings • It is a combination of contemporary and transitional styling, comfort and privacy with a 4-star metal swivel base.



JACKSON TEN METAL SWIVEL BASE



JACKSON TWENTY METAL SWIVEL BASE



JACKSON THIRTY METAL SWIVEL BASE



JACKSON FORTY METAL SWIVEL BASE

ORDERING INFORMATION

To Order Please Specify:

- | | |
|--------------------------|-------------------------------|
| 1) Series Name | 5) Tablet Left or Right |
| 2) Model Number | 6) Optional Items |
| 3) Quantity | 7) Upholstery Vertical Detail |
| 4) Fabric Grade & Number | 8) Two or Three Fabric Option |

JACKSON GENERAL SPECIFICATIONS

Shell

Curved fabricated plywood shell is 2" thick all around. Foam is glued over plywood and fiber dacron on seat is applied.

Upholstery

Jackson upholstered back and arms are upholstered over 2" foam. Vertical stitching comes standard. Seat and back can be upholstered with choice of fabric, vinyl, crypton, leather or approved COM.

Seat

5" thick, no-sag spring installed.

Base

- Swivel 4-star base in stainless steel with adjustable glides.
- Base spread is 27.5"

Chair function

- Swivel 360°
- No tilt or height adjustment available.

TABLET SHAPES

Choose from 3 Tablet Shapes:

Tablets for all lounge series are available in 3 shapes, choose from the three shapes shown and specify; A, B or C when ordering. Example: TABR1-(A) Right - this would be a removable shape A tablet on the right arm.

Note:

- Tablet orders of 6 or less - choice of 3 standard laminate colors: black, white and silver.
- Tablet orders of 6 or more - any choice standard laminate colors.

TABLET FINISHES

Laminate

Laminate top with exposed multi-ply edge available in:

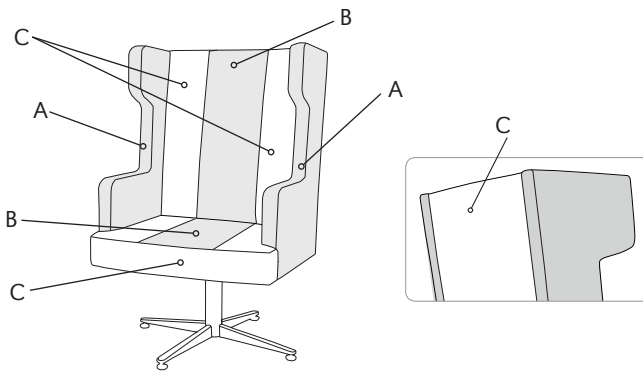
- Wilsonart Black 1595-60
- Formica White 949-58
- Nevamar Silver Alu Metalx MXT003T

Optional Solid Surface available.

OPTIONS

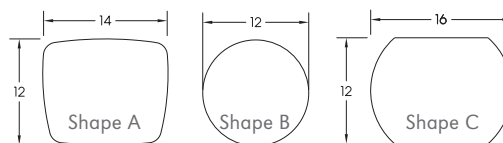
- CODE: FR - CA133 Fire Retardant.
- CODE: MB - Moisture Barrier.
- CODE: 2FO - 2 Fabric Option. When seat and back are upholstered in two different fabrics of your choice.
- CODE: 3FO - Three Fabric Option.
- CODE: TAB(-) - Swivel Tablet (shape A, B or C, left or right arm).
- CODE: TABR1(-) - Removable Tablet (shape A, B or C, left or right arm).
- CODE: TABR2(-) - Removable Tablet (shape A, B or C, hardware both arms).
- CODE: SWTA - Swinging Tablet Arm
- CODE: SST - Solid Surface Top

Fabric Placement Detail



*Please specify placement of fabric for areas A,B, and C.

Choose from 3 Tablet Shapes:



DIMENSIONS	Jackson Ten High Back Metal Base*	Jackson Ten Mid Back Metal Base*
Seat Height:	17.75"	17.75"
Arm Height:	25"	25"
Overall Height:	44.5"	36"
Inside Seat Width:	22"	22"
Seat Depth:	19.75"	19.75"
Overall Width:	27"	27"
Overall Depth:	28"	28"
Qty./Wt.:	1 ea./55 lbs.	1 ea./52 lbs.



JACKSON TEN HIGH BACK
METAL BASE

MODEL / DESCRIPTION / LIST PRICING



5622 Jackson Ten High Back / Metal Swivel Base

COM	GR1	GR2	GR3	GR4	GR5	GR6	GR7	GR8	GR9	GR10	LEA
\$1698	\$1817	\$1890	\$1965	\$2044	\$2125	\$2210	\$2299	\$2391	\$2486	\$2586	\$3056

Solid Color Seat/Back	
Arms	2 Yds.
Back	1.5 Yds.
Seat	1.5 Yds.
COM	5 Yds.

2/3 Tone Seat/Back	
Arms	2 Yds.
Back	1.25 Yds.
Seat	1.25 Yds.
2nd Fabric	1 Yd.
COM	5.5 Yds.

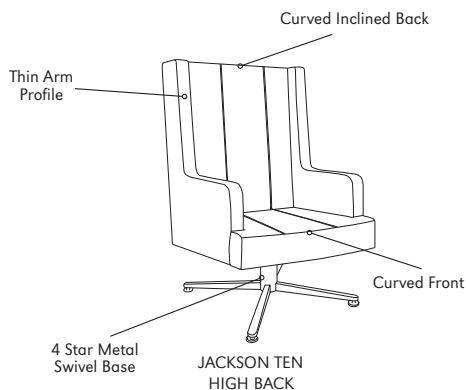


5624 Jackson Ten Mid Back / Metal Swivel Base

COM	GR1	GR2	GR3	GR4	GR5	GR6	GR7	GR8	GR9	GR10	LEA
\$1596	\$1708	\$1777	\$1847	\$1921	\$1998	\$2077	\$2161	\$2248	\$2337	\$2431	\$2873

Solid Color Seat/Back	
Arms	2 Yds.
Back	1.5 Yds.
Seat	1.5 Yds.
COM	5 Yds.

2/3 Tone Seat/Back	
Arms	2 Yds.
Back	1.25 Yds.
Seat	1.25 Yds.
2nd Fabric	1 Yd.
COM	5.5 Yds.



OPTIONS

Add upcharge to list price and code to model number

FR	CA133 Fire Retardant per yard	\$90/yd.
MB	Moisture Barrier - per seat	\$125
2FO	Two fabric option	-
3FO	Three fabric option	-
TAB-(L)	Swivel Tablet (specify A, B or C, left or right arm)	\$395

TABR1-(L)	Removable Tablet (specify A, B or C, left or right arm)	\$470
TABR2-(L)	Removable Tablet (specify A, B or C both arm openings)	\$570
SWTA	Swinging Tablet Arm	\$295
SST	Solid Surface Tablet - add to tablet option	\$125

JACKSON COLLECTION
METAL SWIVEL BASE

DIMENSIONS	Jackson Twenty High Back Metal Base*	Jackson Twenty Mid Back Metal Base*
Seat Height:	17.75"	17.75"
Arm Height:	25"	25"
Overall Height:	44.5"	36"
Inside Seat Width:	22"	22"
Seat Depth:	19.75"	19.75"
Overall Width:	27"	27"
Overall Depth:	28"	28"
Qty./Wt.:	1 ea./55 lbs.	1 ea./52 lbs.



JACKSON TWENTY HIGH BACK / METAL SWIVEL BASE / TABLET ARM

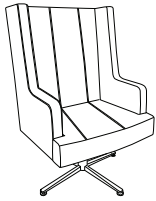


JACKSON TWENTY MID BACK / METAL SWIVEL BASE

Note:

- Tablet orders of 6 or less - choice of 3 standard laminate colors: black, white and silver.
- Tablet orders of 6 or more - any choice standard laminate colors.

MODEL / DESCRIPTION / LIST PRICING



5626 Jackson Twenty High Back / Metal Swivel Base

COM	GR1	GR2	GR3	GR4	GR5	GR6	GR7	GR8	GR9	GR10	LEA
\$1720	\$1841	\$1914	\$1991	\$2071	\$2154	\$2239	\$2329	\$2422	\$2519	\$2620	\$3096

Solid Color Seat/Back	
Arms	2 Yds.
Back	1.5 Yds.
Seat	1.5 Yds.
COM	5 Yds.

2/3 Tone Seat/Back	
Arms	2 Yds.
Back	1.25 Yds.
Seat	1.25 Yds.
2nd Fabric	1 Yd.
COM	5.5 Yds.

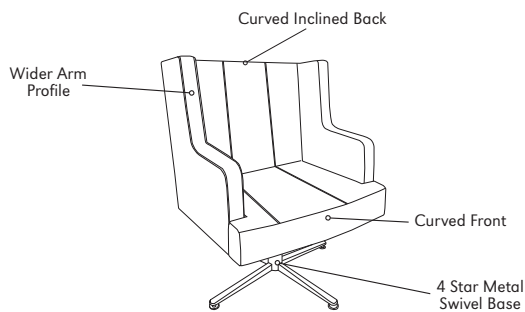


5628 Jackson Twenty Mid Back / Metal Swivel Base

COM	GR1	GR2	GR3	GR4	GR5	GR6	GR7	GR8	GR9	GR10	LEA
\$1617	\$1730	\$1799	\$1872	\$1946	\$2024	\$2105	\$2189	\$2277	\$2368	\$2462	\$2910

Solid Color Seat/Back	
Arms	2 Yds.
Back	1.5 Yds.
Seat	1.5 Yds.
COM	5 Yds.

2/3 Tone Seat/Back	
Arms	2 Yds.
Back	1.25 Yds.
Seat	1.25 Yds.
2nd Fabric	1 Yd.
COM	5.5 Yds.



JACKSON TWENTY MID BACK

OPTIONS

Add upcharge to list price and code to model number

FR	CA133 Fire Retardant per yard	\$90/yd.
MB	Moisture Barrier - per seat	\$125
2FO	Two fabric option	-
3FO	Three fabric option	-
TAB(-)	Swivel Tablet (specify A, B or C, left or right arm)	\$395

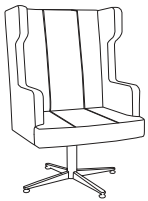
TABR1(-)	Removable Tablet (specify A, B or C, left or right arm)	\$470
TABR2(-)	Removable Tablet (specify A, B or C both arm openings)	\$570
SWTA	Swinging Tablet Arm	\$295
SST	Solid Surface Tablet - add to tablet option	\$125

DIMENSIONS	Jackson Thirty High Back Metal Base*	Jackson Thirty Mid Back Metal Base*
Seat Height:	17.75"	17.75"
Arm Height:	25"	25"
Overall Height:	44.5"	36"
Inside Seat Width:	22"	22"
Seat Depth:	19.75"	19.75"
Overall Width:	27"	27"
Overall Depth:	28"	28"
Qty./Wt.:	1 ea./55 lbs.	1 ea./52 lbs.



JACKSON THIRTY HIGH BACK
METAL SWIVEL BASE

MODEL / DESCRIPTION / LIST PRICING



5630 Jackson Thirty High Back / Metal Swivel Base

COM	GR1	GR2	GR3	GR4	GR5	GR6	GR7	GR8	GR9	GR10	LEA
\$1738	\$1859	\$1935	\$2012	\$2092	\$2175	\$2263	\$2353	\$2447	\$2546	\$2647	\$3128

Solid Color Seat/Back	
Arms	2 Yds.
Back	1.5 Yds.
Seat	1.5 Yds.
COM	5 Yds.

2/3 Tone Seat/Back	
Arms	2 Yds.
Back	1.25 Yds.
Seat	1.25 Yds.
2nd Fabric	1 Yd.
COM	5.5 Yds.



5632 Jackson Thirty Mid Back / Metal Swivel Base

COM	GR1	GR2	GR3	GR4	GR5	GR6	GR7	GR8	GR9	GR10	LEA
\$1634	\$1748	\$1818	\$1890	\$1966	\$2045	\$2127	\$2212	\$2300	\$2392	\$2488	\$2940

Solid Color Seat/Back	
Arms	2 Yds.
Back	1.5 Yds.
Seat	1.5 Yds.
COM	5 Yds.

2/3 Tone Seat/Back	
Arms	2 Yds.
Back	1.25 Yds.
Seat	1.25 Yds.
2nd Fabric	1 Yd.
COM	5.5 Yds.

OPTIONS

Add upcharge to list price and code to model number

FR	CA133 Fire Retardant per yard	\$90/yd.
MB	Moisture Barrier - per seat	\$125
2FO	Two fabric option	-
3FO	Three fabric option	-
TAB-(L)	Swivel Tablet (specify A, B or C, left or right arm)	\$395

TABR1-(L)	Removable Tablet (specify A, B or C, left or right arm)	\$470
TABR2-(L)	Removable Tablet (specify A, B or C both arm openings)	\$570
SWTA	Swinging Tablet Arm	\$295
SST	Solid Surface Tablet - add to tablet option	\$125

DIMENSIONS	Jackson Forty High Back Metal Base*	Jackson Forty Mid Back Metal Base*
Seat Height:	17.75"	17.75"
Arm Height:	25"	25"
Overall Height:	44.5"	36"
Inside Seat Width:	22"	22"
Seat Depth:	19.75"	19.75"
Overall Width:	27"	27"
Overall Depth:	28"	28"
Qty./Wt.:	1 ea./55 lbs.	1 ea./52 lbs.



JACKSON FORTY HIGH BACK
METAL SWIVEL BASE

MODEL / DESCRIPTION / LIST PRICING



5634 Jackson Forty High Back / Metal Swivel Base

COM	GR1	GR2	GR3	GR4	GR5	GR6	GR7	GR8	GR9	GR10	LEA
\$1756	\$1879	\$1954	\$2032	\$2113	\$2198	\$2286	\$2377	\$2472	\$2571	\$2674	\$3160

Solid Color Seat/Back	
Arms	2 Yds.
Back	1.5 Yds.
Seat	1.5 Yds.
COM	5 Yds.

2/3 Tone Seat/Back	
Arms	2 Yds.
Back	1.25 Yds.
Seat	1.25 Yds.
2nd Fabric	1 Yd.
COM	5.5 Yds.



5636 Jackson Forty Mid Back / Metal Swivel Base

COM	GR1	GR2	GR3	GR4	GR5	GR6	GR7	GR8	GR9	GR10	LEA
\$1650	\$1765	\$1836	\$1909	\$1985	\$2065	\$2148	\$2233	\$2323	\$2416	\$2513	\$2969

Solid Color Seat/Back	
Arms	2 Yds.
Back	1.5 Yds.
Seat	1.5 Yds.
COM	5 Yds.

2/3 Tone Seat/Back	
Arms	2 Yds.
Back	1.25 Yds.
Seat	1.25 Yds.
2nd Fabric	1 Yd.
COM	5.5 Yds.

OPTIONS

Add upcharge to list price and code to model number

FR	CA133 Fire Retardant per yard	\$90/yd.
MB	Moisture Barrier - per seat	\$125
2FO	Two fabric option	-
3FO	Three fabric option	-
TAB(-)	Swivel Tablet (specify A, B or C, left or right arm)	\$395

TABR1(-)	Removable Tablet (specify A, B or C, left or right arm)	\$470
TABR2(-)	Removable Tablet (specify A, B or C both arm openings)	\$570
SWTA	Swinging Tablet Arm	\$295
SST	Solid Surface Tablet - add to tablet option	\$125

DIMENSIONS	Jackson Ottoman
Seat Height:	16"
Overall Width:	23"
Overall Depth:	20"
Qty./Wt.:	1 ea./40 lbs.



OTTOMAN 4-STAR METAL FIXED BASE



OTTOMAN 4-STAR METAL FIXED BASE /
2 FABRIC OPTION

MODEL / DESCRIPTION / LIST PRICING



5638 Jackson Ottoman 4-Star Metal Fixed Base

COM Yardage: 1 Yd. / Seat: 1 Yd.

COM	GR1	GR2	GR3	GR4	GR5	GR6	GR7	GR8	GR9	GR10	LEA
\$934	\$999	\$1039	\$1081	\$1124	\$1169	\$1216	\$1265	\$1315	\$1368	\$1422	\$1681

One Color	
Seat	1 Yd.
COM	1 Yd.

Two Color Option	
Seat	.75 Yd.
2nd Fabric	.75 Yd. (no railroad stitch)
COM	1.5 Yds.

Two Color Option	
Seat	.75 Yd.
2nd Fabric	.5 Yd. (railroad stitch)
COM	1.25 Yds.



JACKSON 20 HIGH BACK 2 FABRIC OPTION
W/ FIXED METAL BASE OTTOMAN

OPTIONS

Add upcharge to list price and code to model number

FR	CA133 Fire Retardant per yard	\$90/yd.
MB	Moisture Barrier - per ottoman	\$125

2FO	Two fabric option	-
SF	Powder Coat Color	\$65

JACKSON WOOD COLLECTION

The Jackson is a perfect fit for collaborative lounge settings • It is a combination of contemporary and transitional styling, comfort and privacy.



JACKSON TEN
HIGH BACK WOOD FRAME BASE



JACKSON TWENTY
MID BACK WOOD FRAME BASE



JACKSON THIRTY
HIGH BACK WOOD FRAME BASE



JACKSON FORTY
HIGH BACK WOOD FRAME BASE

ORDERING INFORMATION

To Order Please Specify:

- | | |
|-----------------|-------------------------------|
| 1) Series Name | 5) Fabric Grade & Number |
| 2) Model Number | 6) Optional Items |
| 3) Quantity | 7) Upholstery Vertical Detail |
| 4) Finish | |

JACKSON GENERAL SPECIFICATIONS

Shell

Curved fabricated plywood shell is 2" thick all around. Foam is glued over plywood and fiber dacron on seat is applied.

Upholstery

Jackson upholstered back and arms are upholstered over 2" foam. **Vertical stitching comes standard back and seat.** Seat and back can be upholstered with choice of fabric, vinyl, crypton, leather or approved COM.

Seat

5" thick, no-sag spring installed.

Base

- Fixed wood frame base; 4-legged in stained maple.

COLORS / FINISHES

Base Finish Colors:

Wood base in stained maple

TABLET SHAPES

Choose from 3 Tablet Shapes:

Tablets for all lounge series are available in 3 shapes, choose from the three shapes shown and specify; A, B or C when ordering. Example: TABR1-(A) Right - this would be a removable shape A tablet on the right arm.

Note:

- Tablet orders of 6 or less - choice of 3 standard laminate colors: black, white and silver.
- Tablet orders of 6 or more - any choice standard laminate colors.

TABLET FINISHES

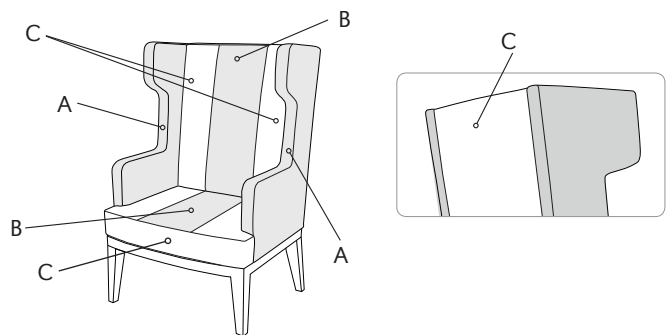
Laminate

Laminate top with exposed multi-ply edge available in:
 Wilsonart Black 1595-60
 Formica White 949-58
 Nevamar Silver Alu Metalx MXT003T
 Optional Solid Surface available.

OPTIONS

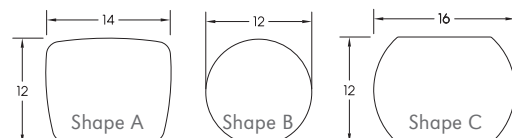
- CODE: FR - CA133 Fire Retardant.
- CODE: MB - Moisture Barrier.
- CODE: 2FO - 2 Fabric Option. When seat, back and arm are upholstered in two different fabrics of your choice.
- CODE: 3FO - Three Fabric Option. When seat, back and arm are upholstered in three different fabrics of your choice.
- CODE: TAB(-) - Swivel Tablet (shape A, B or C, left or right arm).
- CODE: TABR1(-) - Removable Tablet (shape A, B or C, left or right arm).
- CODE: TABR2(-) - Removable Tablet (shape A, B or C, hardware both arms).
- CODE: SWTA - Swinging Tablet Arm
- CODE: SST - Solid Surface Top

Fabric Placement Detail



*Please specify placement of fabric for areas A,B, and C.

Choose from 3 Tablet Shapes:



DIMENSIONS	Jackson Ten High Back Wood Frame Base	Jackson Ten Mid Back Wood Frame Base
Seat Height:	17.75"	17.75"
Arm Height:	25"	25"
Overall Height:	44.5"	36"
Inside Seat Width:	22"	22"
Seat Depth:	19.75"	19.75"
Overall Width:	27"	27"
Overall Depth:	28"	28"
Qty./Wt.:	1 ea./52 lbs.	1 ea./52 lbs.



JACKSON TEN MID BACK
WOOD FRAME BASE



DETAIL OF SLIM ARM

MODEL / DESCRIPTION / LIST PRICING




5600 Jackson Ten High Back / Wood Frame Base

COM	GR1	GR2	GR3	GR4	GR5	GR6	GR7	GR8	GR9	GR10	LEA
\$2098	\$2245	\$2335	\$2428	\$2525	\$2626	\$2731	\$2840	\$2954	\$3072	\$3195	\$3776

Solid Color Seat/Back	
Arms	2 Yds.
Back	1.5 Yds.
Seat	1.5 Yds.
COM	5 Yds.

2/3 Tone Seat/Back	
Arms	2 Yds.
Back	1.25 Yds.
Seat	1.25 Yds.
2nd Fabric	1 Yd.
COM	5.5 Yds.



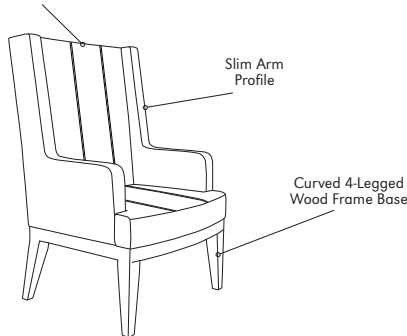
5602 Jackson Ten Mid Back / Wood Frame Base

COM	GR1	GR2	GR3	GR4	GR5	GR6	GR7	GR8	GR9	GR10	LEA
\$1898	\$2031	\$2112	\$2197	\$2284	\$2376	\$2471	\$2570	\$2672	\$2779	\$2891	\$3416

Solid Color Seat/Back	
Arms	2 Yds.
Back	1.5 Yds.
Seat	1.5 Yds.
COM	5 Yds.

2/3 Tone Seat/Back	
Arms	2 Yds.
Back	1.25 Yds.
Seat	1.25 Yds.
2nd Fabric	1 Yd.
COM	5.5 Yds.

Curved Inclined Back



JACKSON TEN
HIGH BACK



JACKSON TEN
MID BACK / W/ TABLET C OPTION

Note:

- Tablet orders of 6 or less - choice of 3 standard laminate colors: black, white and silver.
- Tablet orders of 6 or more - any choice standard laminate colors.

OPTIONS

Add upcharge to list price and code to model number

FR	CA133 Fire Retardant per yard	\$90/yd.
MB	Moisture Barrier - per seat	\$125
2FO	Two fabric option	-
3FO	Three fabric option	-
TAB(-)	Swivel Tablet (specify A, B or C, left or right arm)	\$395

TABR1(-)	Removable Tablet (specify A, B or C, left or right arm)	\$470
TABR2(-)	Removable Tablet (specify A, B or C both arm openings)	\$570
SWTA	Swinging Tablet Arm	\$295
SST	Solid Surface Tablet - add to tablet option	\$125

DIMENSIONS	Jackson Twenty High Back Wood Frame Base	Jackson Twenty Mid Back Wood Frame Base
Seat Height:	17.75"	17.75"
Arm Height:	25"	25"
Overall Height:	44.5"	36"
Inside Seat Width:	22"	22"
Seat Depth:	19.75"	19.75"
Overall Width:	27"	27"
Overall Depth:	28"	28"
Qty./Wt.:	1 ea./55 lbs.	1 ea./52 lbs.

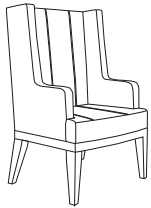


JACKSON TWENTY HIGH BACK
WOOD FRAME BASE



DETAIL OF WIDER ARM

MODEL / DESCRIPTION / LIST PRICING



5604 Jackson Twenty High Back / Wood Frame Base

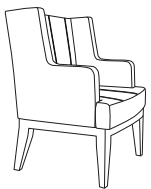
COM	GR1	GR2	GR3	GR4	GR5	GR6	GR7	GR8	GR9	GR10	LEA
\$2112	\$2260	\$2350	\$2444	\$2542	\$2644	\$2749	\$2859	\$2974	\$3093	\$3216	\$3802



JACKSON TWENTY /
HIGH BACK W/ OPTION B TABLET

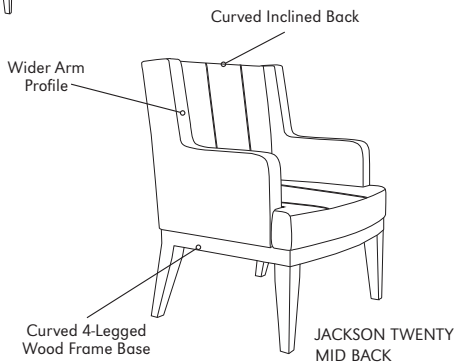
Solid Color Seat/Back	
Arms	2 Yds.
Back	1.5 Yds.
Seat	1.5 Yds.
COM	5 Yds.

2/3 Tone Seat/Back	
Arms	2 Yds.
Back	1.25 Yds.
Seat	1.25 Yds.
2nd Fabric	1 Yd.
COM	5.5 Yds.



5606 Jackson Twenty Mid Back / Wood Frame Base

COM	GR1	GR2	GR3	GR4	GR5	GR6	GR7	GR8	GR9	GR10	LEA
\$1935	\$2070	\$2153	\$2239	\$2329	\$2422	\$2519	\$2620	\$2725	\$2834	\$2947	\$3483



JACKSON TWENTY
MID BACK

Solid Color Seat/Back	
Arms	2 Yds.
Back	1.5 Yds.
Seat	1.5 Yds.
COM	5 Yds.

2/3 Tone Seat/Back	
Arms	2 Yds.
Back	1.25 Yds.
Seat	1.25 Yds.
2nd Fabric	1 Yd.
COM	5.5 Yds.

OPTIONS

Add upcharge to list price and code to model number

FR	CA133 Fire Retardant per yard	\$90/yd.
MB	Moisture Barrier - per seat	\$125
2FO	Two fabric option	-
3FO	Three fabric option	-
TAB(-)	Swivel Tablet (specify A, B or C, left or right arm)	\$395

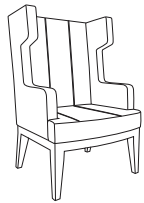
TABR1(-)	Removable Tablet (specify A, B or C, left or right arm)	\$470
TABR2(-)	Removable Tablet (specify A, B or C both arm openings)	\$570
SWTA	Swinging Tablet Arm	\$295
SST	Solid Surface Tablet - add to tablet option	\$125

DIMENSIONS	Jackson Thirty High Back Wood Frame Base	Jackson Thirty Mid Back Wood Frame Base
Seat Height:	17.75"	17.75"
Arm Height:	25"	25"
Overall Height:	44.5"	36"
Inside Seat Width:	22"	22"
Seat Depth:	19.75"	19.75"
Overall Width:	27"	27"
Overall Depth:	28"	28"
Qty./Wt.:	1 ea./55 lbs.	1 ea./52 lbs.



JACKSON THIRTY HIGH BACK
WOOD FRAME BASE

MODEL / DESCRIPTION / LIST PRICING

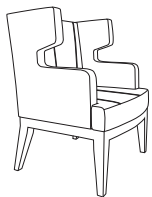


5608 Jackson Thirty High Back / Wood Frame Base

COM	GR1	GR2	GR3	GR4	GR5	GR6	GR7	GR8	GR9	GR10	LEA
\$2155	\$2306	\$2398	\$2494	\$2594	\$2698	\$2805	\$2918	\$3034	\$3156	\$3282	\$3879

Solid Color Seat/Back	
Arms	2 Yds.
Back	1.5 Yds.
Seat	1.5 Yds.
COM	5 Yds.

2/3 Tone Seat/Back	
Arms	2 Yds.
Back	1.25 Yds.
Seat	1.25 Yds.
2nd Fabric	1 Yd.
COM	5.5 Yds.



5610 Jackson Thirty Mid Back / Wood Frame Base

COM	GR1	GR2	GR3	GR4	GR5	GR6	GR7	GR8	GR9	GR10	LEA
\$1956	\$2093	\$2177	\$2264	\$2354	\$2448	\$2546	\$2648	\$2754	\$2864	\$2979	\$3521



JACKSON THIRTY HIGH BACK / STR
ARM STYLE / 2 FABRIC OPTION /
WOOD FRAME BASE

Solid Color Seat/Back	
Arms	2 Yds.
Back	1.5 Yds.
Seat	1.5 Yds.
COM	5 Yds.

2/3 Tone Seat/Back	
Arms	2 Yds.
Back	1.25 Yds.
Seat	1.25 Yds.
2nd Fabric	1 Yd.
COM	5.5 Yds.

OPTIONS

Add upcharge to list price and code to model number

FR	CA133 Fire Retardant per yard	\$90/yd.
MB	Moisture Barrier - per seat	\$125
2FO	Two fabric option	-
3FO	Three fabric option	-
TAB-(L)	Swivel Tablet (specify A, B or C, left or right arm)	\$395

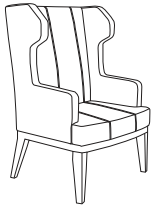
TABR1-(L)	Removable Tablet (specify A, B or C, left or right arm)	\$470
TABR2-(L)	Removable Tablet (specify A, B or C both arm openings)	\$570
SWTA	Swinging Tablet Arm	\$295
SST	Solid Surface Tablet - add to tablet option	\$125

DIMENSIONS	Jackson Forty High Back Wood Frame Base	Jackson Forty Mid Back Wood Frame Base
Seat Height:	17.75"	17.75"
Arm Height:	25"	25"
Overall Height:	44.5"	36"
Inside Seat Width:	22"	22"
Seat Depth:	19.75"	19.75"
Overall Width:	27"	27"
Overall Depth:	28"	28"
Qty./Wt.:	1 ea./55 lbs.	1 ea./52 lbs.



JACKSON FORTY HIGH BACK / TRZ
ARM STYLE / 2 FABRIC OPTION /
WOOD FRAME BASE

MODEL / DESCRIPTION / LIST PRICING




5612 Jackson Forty High Back / Wood Frame Base

COM	GR1	GR2	GR3	GR4	GR5	GR6	GR7	GR8	GR9	GR10	LEA
\$2189	\$2342	\$2436	\$2533	\$2635	\$2740	\$2850	\$2964	\$3082	\$3206	\$3334	\$3940

Solid Color Seat/Back	
Arms	2 Yds.
Back	1.5 Yds.
Seat	1.5 Yds.
COM	5 Yds.

2/3 Tone Seat/Back	
Arms	2 Yds.
Back	1.25 Yds.
Seat	1.25 Yds.
2nd Fabric	1 Yd.
COM	5.5 Yds.



5614 Jackson Forty Mid Back / Wood Frame Base

COM	GR1	GR2	GR3	GR4	GR5	GR6	GR7	GR8	GR9	GR10	LEA
\$1994	\$2134	\$2219	\$2308	\$2400	\$2496	\$2596	\$2700	\$2808	\$2920	\$3037	\$3589

Solid Color Seat/Back	
Arms	2 Yds.
Back	1.5 Yds.
Seat	1.5 Yds.
COM	5 Yds.

2/3 Tone Seat/Back	
Arms	2 Yds.
Back	1.25 Yds.
Seat	1.25 Yds.
2nd Fabric	1 Yd.
COM	5.5 Yds.

OPTIONS

Add upcharge to list price and code to model number

FR	CA133 Fire Retardant per yard	\$90/yd.
MB	Moisture Barrier - per seat	\$125
2FO	Two fabric option	-
3FO	Three fabric option	-
TAB(-)	Swivel Tablet (specify A, B or C, left or right arm)	\$395

TABR1(-)	Removable Tablet (specify A, B or C, left or right arm)	\$470
TABR2(-)	Removable Tablet (specify A, B or C both arm openings)	\$570
SWTA	Swinging Tablet Arm	\$295
SST	Solid Surface Tablet - add to tablet option	\$125

DIMENSIONS	Jackson Ottoman
Seat Height:	16"
Overall Width:	20"
Overall Depth:	23"
Qty./Wt.:	1 ea./35 lbs.

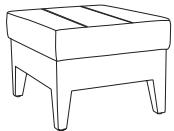


OTTOMAN WOOD FRAME



OTTOMAN / 2 FABRIC OPTION / WOOD FRAME

MODEL / DESCRIPTION / LIST PRICING



5616 Jackson Ottoman Wood Frame Base

COM	GR1	GR2	GR3	GR4	GR5	GR6	GR7	GR8	GR9	GR10	LEA
\$1195	\$1279	\$1330	\$1383	\$1438	\$1496	\$1556	\$1618	\$1683	\$1750	\$1820	\$2151



JACKSON THIRTY HIGH BACK
WOOD FRAME BASE AND OTTOMAN

One Color Option	
Seat	1 Yd.
COM	1 Yd.

Two Color Option	
2 Color Option	.75 Yd.
Seat	.75 Yd.
COM	1.5 Yds.



JACKSON THIRTY MID BACK
WOOD FRAME BASE AND OTTOMAN

OPTIONS

Add upcharge to list price and code to model number

FR	CA133 Fire Retardant per yard	\$90/yd.
MB	Moisture Barrier - per ottoman	\$125

2FO	Two fabric option	-
-----	-------------------	---

NEW

MALIBU LOUNGE COLLECTION

A very versatile lounge and modular system that will enhance any space or public environment.



STRAIGHT ARMS



SLIM SLOPED ARMS



QUAD ARMS

ORDERING INFORMATION

- | | |
|--|--|
| 1) Series Name | 7) Placement of electrical box for occasional tables |
| 2) Model Number | 8) Privacy Panel Left or Right |
| 3) Quantity | 9) Bar Height Info |
| 4) Fabric Grade and Number | 10) Electrical Placement |
| 5) Powder Coat Color for legs | 11) Optional Items |
| 6) Placement of electrical box for upholstered units | 12) Specify Arm Cap |

OPTIONS

- CODE: FR - CA133 Fire Retardant.
- CODE: MB - Moisture Barrier.
- CODE: E2S - Electrical (Stainless Steel) - 2 AC Plugs.
- CODE: E2B - Electrical (Black) - 2 AC Plugs.
- CODE: E1S - Electrical/Data (Stainless Steel) - 1 AC Plug, 1 RJ45 Plug.
- CODE: E1B - Electrical/Data (Black) - 1 AC Plug, 1 RJ45 Plug.
- CODE: COVP - Cove Electrical (Black or Silver) - 2 AC Plugs
- CODE: COVU - Cove Electrical (Black or Silver) - 2 AC Plugs + 2 USB
- CODE: PC - Polished Chrome Legs.
- CODE: WOD - Solid Maple Wood Legs, set of four.
- CODE: 2FO - Two Fabric Option.
- CODE: 3FO - Three Fabric Option.
- CODE: GD - Ganging Brackets (Necessary when ganging two or more modules together).
- CODE: CPH - Cup Holder
- CODE: WAC - Wood Arm Caps.
- CODE: TAB(-) - Swivel Tablet (shape A, B or C, left or right arm).
- CODE: TABR1(-) - Removable Tablet (shape A, B or C, left or right arm).
- CODE: TABR2(-) - Removable Tablet (shape A, B or C, hardware both arms).
- CODE: SST - Solid Surface Tablet Arm.

SPECIFICATIONS

Frame

- multi-ply hardwood
- tongue and groove construction nailed and glued

Seat/Foam

- No-sag springs w/ helicoil attachment
- High resiliency foam construction throughout
- All foam bonded to frame

Legs

- Fabricated steel 8.5" tall legs are sand blasted prior to paint

Note:

- Tablet orders of 6 or less - choice of 3 standard laminate colors: black, white and silver.
- Tablet orders of 6 or more - any choice standard laminate colors.

COLORS / FINISHES

- Standard powder coat colors or optional polished chrome available.



TWO FABRIC OPTION



ELECTRICAL DATA



CUP HOLDER IN BLACK LAMINATE



POLISHED CHROME LEG 8.5" HEIGHT

DIMENSIONS	Single Seat	Bariatric	Two Seat	Three Seat
Seat Depth:	20"	20"	20"	20"
Seat Width:	22"	30"	44"	66"
Seat Height:	18"	18"	18"	18"
Arm Height:	25"	25"	25"	25"
Overall Depth:	27"	27"	27"	27"
Overall Width:	27"	32"	49"	69"
Overall Height:	33"	33"	33"	33"
Qty./Wt.:	1 ea./58 lbs.	1 ea./68 lbs.	1 ea./85 lbs.	1 ea./115 lbs.



MALIBU SINGLE SEAT LOUNGE
WITH POLISHED CHROME LEGS



MALIBU SINGLE SEAT LOUNGE
WITH LAMINATE SWIVEL TABLET


MODEL / DESCRIPTION / LIST PRICING



3900 Single Seat Lounge

COM Yardage: Total: 5.25 Yds. / Back: 1.75 Yds. / Seat: 1.5 Yds. / Arms 1 Yds.

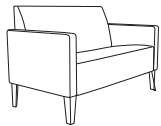
COM	GR1	GR2	GR3	GR4	GR5	GR6	GR7	GR8	GR9	GR10	LEA
\$1434	\$1534	\$1595	\$1659	\$1726	\$1795	\$1866	\$1941	\$2019	\$2100	\$2184	\$2581



3901 Bariatric Lounge

COM Yardage: Total: 5.75 Yds. / Back: 2.00 Yds. / Seat: 1.75 Yds. / Arms 2 Yds.

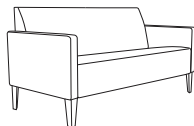
COM	GR1	GR2	GR3	GR4	GR5	GR6	GR7	GR8	GR9	GR10	LEA
\$1763	\$1887	\$1962	\$2041	\$2122	\$2207	\$2296	\$2387	\$2483	\$2582	\$2685	\$3174



3902 Two Seat Lounge

COM Yardage: Total: 6.75 Yds. / Back: 2.5 Yds. / Seat: 2.25 Yds. / Arms 2 Yds.

COM	GR1	GR2	GR3	GR4	GR5	GR6	GR7	GR8	GR9	GR10	LEA
\$2069	\$2214	\$2303	\$2395	\$2491	\$2590	\$2694	\$2802	\$2914	\$3030	\$3151	\$3725



3903 Three Seat Lounge

COM Yardage: Total: 7.5 Yds. / Back: 2.75 Yds. / Seat: 2.75 Yds. / Arms 2 Yds.

COM	GR1	GR2	GR3	GR4	GR5	GR6	GR7	GR8	GR9	GR10	LEA
\$2503	\$2678	\$2785	\$2897	\$3013	\$3133	\$3258	\$3389	\$3524	\$3665	\$3812	\$4505

TABLET SHAPES

Choose from 3 Tablet Shapes::

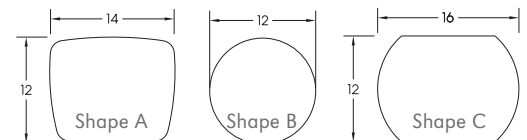
Tablets for all lounge series are available in 3 shapes, choose from the three shapes shown and specify; A, B or C when ordering.

Example: TABR1-(A) Right - this would be a removable shape A tablet on the right arm.

Optional Solid Surface available.

Note:

- Tablet orders of 6 or less - choice of 3 standard laminate colors: black, white and silver.
- Tablet orders of 6 or more - any choice standard laminate colors.



OPTIONS

Add upcharge to list price and code to model number

FR	CA133 Fire Retardant per yard	\$90/yd.
MB	Moisture Barrier - per seat	\$125
E2S	Electrical Option (S.S.) - 2 AC Plugs	\$395
E2B	Electrical Option (Black) - 2 AC Plugs	\$360
E1S	RJ45 Data Option (S.S.) - 1 AC Plug + 1 RJ45 Plug	\$415
E1B	RJ45 Data Option (Black) - 1 AC Plug + 1 RJ45 Plug	\$380
COVP	Cove Electrical (Black or Silver) - 2 AC Plugs	\$325
COVU	Cove Electrical (Black or Silver) - 2 AC Plugs + 2 USB	\$425
PC	Polished Chrome Legs - per leg	\$35
2FO	Two Fabric Option	-

3FO	Three Fabric Option	-
GD	Ganging Brackets	\$52
WAC	Single Wood Arm Cap	\$89
PAC	Single Poly Arm Cap - Standard Black/Charcoal	\$69
TAB-()	Swivel Tablet (specify A, B or C, left or right arm)	\$395
TABR1-()	Removable Tablet (specify A, B or C, left or right arm)	\$470
TABR2-()	Removable Tablet (specify A, B or C both arm openings)	\$570
SST	Solid Surface Tablet Arm - add to tablet option	\$125
WOD	Solid Maple Wood Legs - set of four	\$96

DIMENSIONS	Single Seat	Bariatric	Two Seat	Three Seat
Seat Depth:	20"	20"	20"	20"
Seat Width:	22"	30"	44"	66"
Seat Height:	18"	18"	18"	18"
Arm Height:	24"	24"	24"	24"
Overall Depth:	27"	27"	27"	27"
Overall Width:	26"	32"	48"	70"
Overall Height:	33"	33"	33"	33"
Qty./Wt.:	1 ea./58 lbs.	1 ea./68 lbs.	1 ea./85 lbs.	1 ea./115 lbs.



MALIBU SINGLE SEAT LOUNGE
WITH SLOPED ARMS


MODEL / DESCRIPTION / LIST PRICING



3904 Single Seat Lounge

COM Yardage: Total: 5.25 Yds. / Back: 1.75 Yds. / Seat: 1.5 Yds. / Arms 2 Yds.

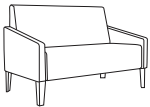
COM	GR1	GR2	GR3	GR4	GR5	GR6	GR7	GR8	GR9	GR10	LEA
\$1480	\$1584	\$1647	\$1713	\$1781	\$1853	\$1927	\$2004	\$2084	\$2167	\$2254	\$2664



3905 Bariatric Lounge

COM Yardage: Total: 5.75 Yds. / Back: 2 Yds. / Seat: 1.75 Yds. / Arms 2 Yds.

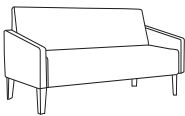
COM	GR1	GR2	GR3	GR4	GR5	GR6	GR7	GR8	GR9	GR10	LEA
\$1849	\$1978	\$2057	\$2140	\$2225	\$2314	\$2407	\$2503	\$2603	\$2707	\$2816	\$3328



3906 Two Seat Lounge

COM Yardage: Total: 6.75 Yds. / Back: 2.5 Yds. / Seat: 2.25 Yds. / Arms 2 Yds.

COM	GR1	GR2	GR3	GR4	GR5	GR6	GR7	GR8	GR9	GR10	LEA
\$2116	\$2264	\$2354	\$2448	\$2546	\$2648	\$2754	\$2864	\$2979	\$3098	\$3222	\$3808



3907 Three Seat Lounge

COM Yardage: Total: 7.50 Yds. / Back: 2.75 Yds. / Seat: 2.75 Yds. / Arms 2 Yds.

COM	GR1	GR2	GR3	GR4	GR5	GR6	GR7	GR8	GR9	GR10	LEA
\$2549	\$2728	\$2837	\$2950	\$3068	\$3191	\$3319	\$3451	\$3589	\$3733	\$3882	\$4589

OPTIONS

Add upcharge to list price and code to model number

FR	CA133 Fire Retardant per yard	\$90/yd.
MB	Moisture Barrier - per seat	\$125
E2S	Electrical Option (S.S.) - 2 AC Plugs	\$395
E2B	Electrical Option (Black) - 2 AC Plugs	\$360
E1S	RJ45 Data Option (S.S.) - 1 AC Plug + 1 RJ45 Plug	\$415
E1B	RJ45 Data Option (Black) - 1 AC Plug + 1 RJ45 Plug	\$380
COVP	Cove Electrical (Black or Silver) - 2 AC Plugs	\$325
COVU	Cove Electrical (Black or Silver) - 2 AC Plugs + 2 USB	\$425

PC	Polished Chrome Legs - per leg	\$35
2FO	Two Fabric Option	-
3FO	Three Fabric Option	-
GD	Ganging Brackets	\$52
GD	Ganging Brackets	\$52
WAC	Single Wood Arm Cap	\$89
WOD	Solid Maple Wood Legs - set of four	\$96

DIMENSIONS	Single Seat	Bariatric	Two Seat	Three Seat
Seat Depth:	20"	20"	20"	20"
Seat Width:	22"	30"	44"	66"
Seat Height:	18"	18"	18"	18"
Arm Height:	25"	25"	25"	25"
Overall Depth:	27"	27"	27"	27"
Overall Width:	27"	32"	49"	69"
Overall Height:	33"	33"	33"	33"
Qty./Wt.:	1 ea./58 lbs.	1 ea./68 lbs.	1 ea./85 lbs.	1 ea./115 lbs.



BARIATRIC QUAD ARM CHAIR

MODEL / DESCRIPTION / LIST PRICING



3908 Single Seat Lounge

COM Yardage: Total: 5 Yds. / Back: 1.75 Yds. / Seat: 1.25 Yds. / Arms 2 Yds.


COM	GR1	GR2	GR3	GR4	GR5	GR6	GR7	GR8	GR9	GR10	LEA
\$1943	\$2079	\$2162	\$2248	\$2338	\$2432	\$2529	\$2630	\$2736	\$2845	\$2958	\$3497



3909 Bariatric Lounge

COM Yardage: Total: 5.75 Yds. / Back: 2 Yds. / Seat: 1.75 Yds. / Arms 2 Yds.

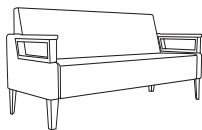
COM	GR1	GR2	GR3	GR4	GR5	GR6	GR7	GR8	GR9	GR10	LEA
\$2427	\$2597	\$2701	\$2809	\$2921	\$3037	\$3159	\$3286	\$3417	\$3554	\$3696	\$4368



3910 Two Seat Lounge

COM Yardage: Total: 6.75 Yds. / Back: 2.5 Yds. / Seat: 2.25 Yds. / Arms 2 Yds.

COM	GR1	GR2	GR3	GR4	GR5	GR6	GR7	GR8	GR9	GR10	LEA
\$2619	\$2803	\$2915	\$3031	\$3153	\$3278	\$3410	\$3546	\$3688	\$3836	\$3989	\$4714



3911 Three Seat Lounge

COM Yardage: Total: 7.5 Yds. / Back: 2.75 Yds. / Seat: 2.75 Yds. / Arms 2 Yds.

COM	GR1	GR2	GR3	GR4	GR5	GR6	GR7	GR8	GR9	GR10	LEA
\$3016	\$3227	\$3356	\$3491	\$3630	\$3775	\$3926	\$4083	\$4247	\$4417	\$4593	\$5428

OPTIONS

Add upcharge to list price and code to model number

FR	CA133 Fire Retardant per yard	\$90/yd.
MB	Moisture Barrier - per seat	\$125
E2S	Electrical Option (S.S.) - 2 AC Plugs	\$395
E2B	Electrical Option (Black) - 2 AC Plugs	\$360
E1S	RJ45 Data Option (S.S.) - 1 AC Plug + 1 RJ45 Plug	\$415
E1B	RJ45 Data Option (Black) - 1 AC Plug + 1 RJ45 Plug	\$380
WAC	Wood Arm Cap ea.	\$88
COVP	Cove Electrical (Black or Silver) - 2 AC Plugs	\$325

COVU	Cove Electrical (Black or Silver) - 2 AC Plugs + 2 USB	\$425
PAC	Single Poly Arm Cap - Standard Black/Charcoal	-
PC	Polished Chrome Legs - per leg	\$35
2FO	Two Fabric Option	-
3FO	Three Fabric Option	-
GD	Ganging Brackets	\$52
CPH	Cup Holder	\$254
WOD	Solid Maple Wood Legs - set of four	\$96


Newport Modular Available in 4 widths 36", 48", 60" and 72"

NEWPORT COLLECTION

The Newport Series offers the utmost in seating comfort. Seats and backs can be upholstered with matching fabrics, or choose a two tone or vinyl and fabric combination to match any color scheme. Frame available in choice of powder coat finish colors.



NEWPORT STRAIGHT 60" LOUNGE



NEWPORT 90° CURVE LOUNGE WITH OPTIONAL PRIVACY PANEL

ORDERING INFORMATION

- | | |
|----------------------------|-------------------------------|
| 1) Series Name | 6) Panel Selection and finish |
| 2) Model Number | 7) Floor Mount |
| 3) Quantity | 8) Electrical |
| 4) Fabric Grade and Number | 9) Optional Items |
| 5) Color finish for legs | |

NEWPORT LOUNGE SPECIFICATIONS

Frame Construction

Frame assembly is constructed of multi-ply hardwood, with tongue and groove construction integrated with a fully welded 14-gauge square tubular steel inner frame. All foam is fully bonded to frame. Seat cushions are 4" graded high resiliency (H.R.) block foam with back 2" (H.R.) foam, covered entirely with special bonded polyester fiber to protect final upholstery. No sag-springs are installed in the back along with interlocking helicoil springs to prevent sagging and provide additional lower back support.

Upholstery

Seat and back are covered in choice of fabric, vinyl, crypton, leather or COM. ERG uses only water based glues and adhesives in our upholstery process.

Sled Base

Rectangular legs are constructed of fully-welded 2" x 0.50" solid steel and solid steel crossbar.

Privacy Panel

Straight privacy panels are available in upholstery, laminate, veneer or acrylic. Curved privacy panels are available in upholstery or acrylic.

Note:

Please allow extra fabric for repeat design.

COLORS / FINISHES


Metal Sled Base

Available in standard powder coat finishes.

OPTIONS

- CODE: FR - CA133 Fire Retardant.
- CODE: MB -Moisture Barrier.
- CODE: 2FO - Two Fabric Option.
- CODE: GB - Ganging Brackets (Necessary when ganging two or more modules together).
- CODE: PANEL - Privacy panel.
- CODE: FBM -Flatcut Baes Floor Mount
- CODE: SBM - Sawyer Base Mount
- CODE: PDP - Power Data Panel
- CODE: OCB - Optional Chrome for Sawyer & Flatcut Base

OPTIONS



Privacy Panels




Two Fabrics



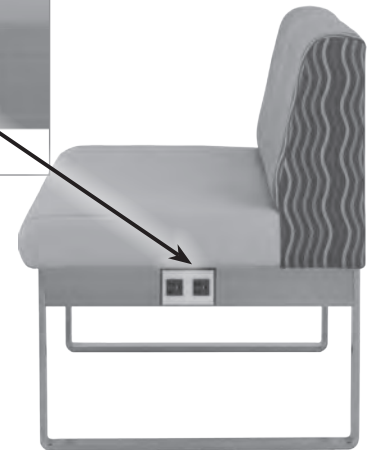
Sawyer Base
Floor Mount
(Two needed for each unit)



Flatcut Base
Floor Mount
(Two needed for each unit)



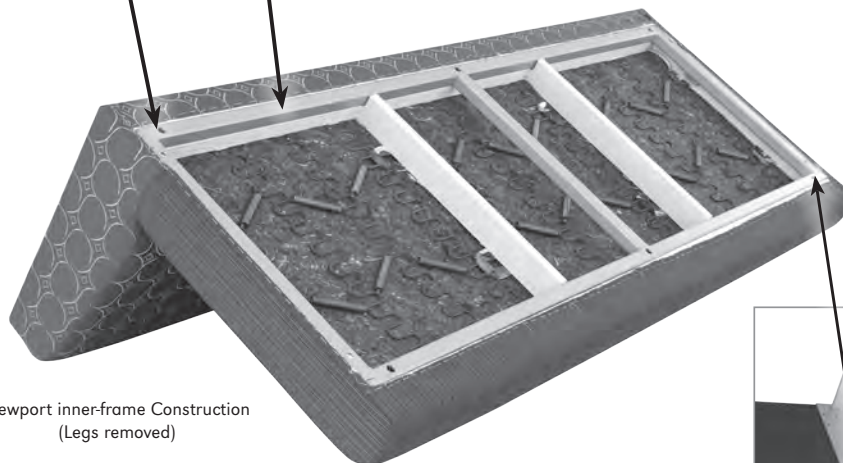
Power / Data Panel



FEATURES



Newport features a fully welded, 14-gauge square tubular steel inner frame and steel inserts for leg screws.



Newport inner-frame Construction
(Legs removed)




Fully welded legs with
cross-over support

DIMENSIONS	Straight Unit	45° Curve Inside	45° Curve Outside	60° Curve Inside	60° Curve Outside	90° Curve Inside	90° Curve Outside
Seat Depth:	18"	18"	18"	18"	18"	18"	18"
Seat Height:	18"	18"	18"	18"	18"	18"	18"
Overall Depth:	24.5"	24.5"	24.5"	24.5"	24.5"	24.5"	24.5"
Overall Width:	36, 48, 60, 72"	46"	46"	60"	60"	85"	85"
Overall Height:	31"	31"	31"	31"	31"	31"	31"
Qty./Wt.:	1 ea./89 lbs.	1 ea./110 lbs.	1 ea./110 lbs.	1 ea./115 lbs.	1 ea./115 lbs.	1 ea./140 lbs.	1 ea./140 lbs.

STRAIGHT



Model 4020
36" Straight Unit



Model 4022
48" Straight Unit

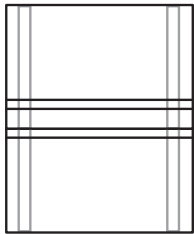


Model 4024
60" Straight Unit



Model 4026
72" Straight Unit

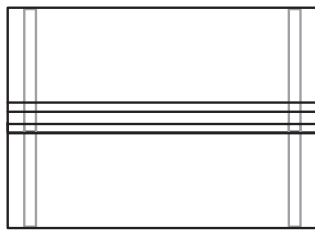
BACK-TO-BACK



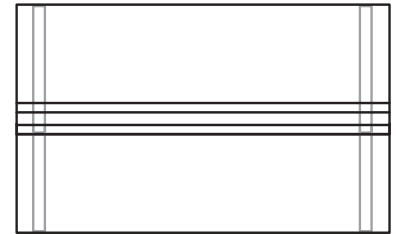
4020-BB
36" Straight Unit



Model 4022-BB
48" Straight Unit

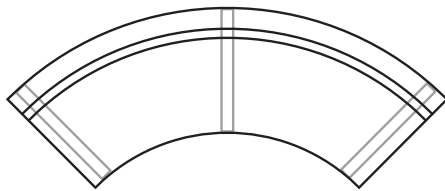


4024-BB
60" Straight Unit

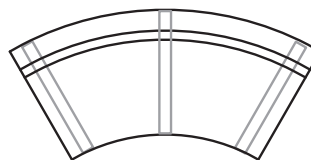


4026-BB
72" Straight Unit

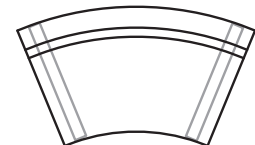
CURVES



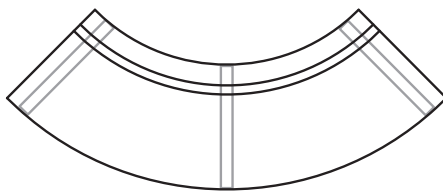
Model 4036
90° Inside Curve Unit



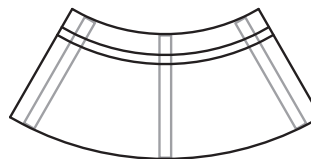
Model 4032
60° Inside Curve Unit



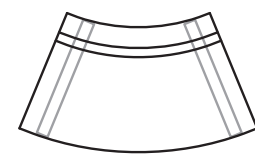
Model 4028
45° Inside Curve Unit



Model 4038
90° Outside Curve Unit



Model 4034
60° Outside Curve Unit



Model 4030
45° Outside Curve Unit

CAD Design and Engineering services per your specifications are available to customers requesting this service. Please provide exact room dimensions, desired configuration and seating requirements and fax your order to ERG Customer Service: 1-805-981-9878 or call toll free: 1-800-446-1186.



NEWPORT STRAIGHT 36" UNIT



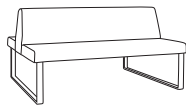
NEWPORT STRAIGHT 60" BACK-TO-BACK UNIT

MODEL / DESCRIPTION / LIST PRICING



4020 36" Straight Unit COM Yardage: Total: 3 Yds. / Back: 1.5 Yds. / Seat: 1.5 Yds.

COM	GR1	GR2	GR3	GR4	GR5	GR6	GR7	GR8	GR9	GR10	LEA
\$1995	\$2135	\$2220	\$2309	\$2401	\$2497	\$2597	\$2701	\$2809	\$2921	\$3038	\$3591



4020-BB 36" Straight Unit -Back-to-Back COM Yardage: Total: 6 Yds. / Back: 3 Yds. / Seat: 3 Yds.

COM	GR1	GR2	GR3	GR4	GR5	GR6	GR7	GR8	GR9	GR10	LEA
\$3791	\$4056	\$4219	\$4387	\$4563	\$4745	\$4935	\$5133	\$5338	\$5551	\$5773	\$6824

4022 48" Straight Unit COM Yardage: Total: 3.75 Yds. / Back: 2 Yds. / Seat: 1.75 Yds.

COM	GR1	GR2	GR3	GR4	GR5	GR6	GR7	GR8	GR9	GR10	LEA
\$2280	\$2440	\$2537	\$2639	\$2744	\$2854	\$2968	\$3087	\$3210	\$3339	\$3472	\$4104

4022-BB 48" Straight Unit Back-to-Back COM Yardage: Total: 8 Yds. / Back: 4 Yds. / Seat: 4 Yds.

COM	GR1	GR2	GR3	GR4	GR5	GR6	GR7	GR8	GR9	GR10	LEA
\$4332	\$4635	\$4821	\$5013	\$5214	\$5423	\$5639	\$5865	\$6100	\$6344	\$6597	\$7798

4024 60" Straight Unit COM Yardage: Total: 4.5 Yds. / Back: 2.5 Yds. / Seat: 2 Yds.

COM	GR1	GR2	GR3	GR4	GR5	GR6	GR7	GR8	GR9	GR10	LEA
\$2660	\$2846	\$2960	\$3078	\$3202	\$3330	\$3463	\$3601	\$3745	\$3895	\$4051	\$4788

4024-BB 60" Straight Unit - Back-to-Back COM Yardage: Total: 10 Yds. / Back: 5 Yds. / Seat: 5 Yds.

COM	GR1	GR2	GR3	GR4	GR5	GR6	GR7	GR8	GR9	GR10	LEA
\$5054	\$5408	\$5624	\$5849	\$6083	\$6326	\$6579	\$6843	\$7116	\$7401	\$7697	\$9097

4026 72" Straight Unit COM Yardage: Total: 5 Yds. / Back: 2.75 Yds. / Seat: 2.25 Yds.

COM	GR1	GR2	GR3	GR4	GR5	GR6	GR7	GR8	GR9	GR10	LEA
\$3420	\$3659	\$3806	\$3958	\$4116	\$4281	\$4452	\$4630	\$4816	\$5008	\$5208	\$6156

4026-BB 72" Straight Unit - Back-to-Back COM Yardage: Total: 12 Yds. / Back: 6 Yds. / Seat: 6 Yds.


COM	GR1	GR2	GR3	GR4	GR5	GR6	GR7	GR8	GR9	GR10	LEA
\$6498	\$6953	\$7231	\$7520	\$7821	\$8134	\$8459	\$8798	\$9149	\$9515	\$9896	\$11696

OPTIONS

Add upcharge to list price and code to model number

FR	CA133 Fire Retardant per yard	\$90/yd.
MB	Moisture Barrier - up to 60" width	\$125 per bench
MB	Moisture Barrier - over 60" width	\$200 per bench
2FO	Two Fabric Option	-
GB	Ganging Brackets	\$52

PANEL	Privacy Panel - call for a quote	CALL
FBM	Flatcut Base Floor Mount (Two needed for each unit)	\$240 each
SBM	Sawyer Base Floor Mount (Two needed for each unit)	\$260 each
PDP	Power Data Panel	\$580
OCB	Optional Chrome for Sawyer & Flatcut Base	\$80 each




NEWPORT CORNER CONFIGURATION



NEWPORT COMBINED STRAIGHT 60" UNIT
TWO CURVE 60° INSIDE CURVE UNITS

MODEL / DESCRIPTION / LIST PRICING



4028 45° Inside Curve Unit

COM Yardage: Total: 4 Yds. / Back: 2 Yds. / Seat: 2 Yds.

COM	GR1	GR2	GR3	GR4	GR5	GR6	GR7	GR8	GR9	GR10	LEA
\$2461	\$2633	\$2739	\$2848	\$2962	\$3081	\$3204	\$3332	\$3465	\$3604	\$3748	\$4430

4032 60° Inside Curve Unit

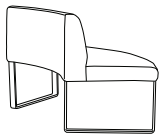
COM Yardage: Total: 4.75 Yds. / Back: 2.5 Yds. / Seat: 2.25 Yds.

COM	GR1	GR2	GR3	GR4	GR5	GR6	GR7	GR8	GR9	GR10	LEA
\$3069	\$3284	\$3415	\$3552	\$3694	\$3842	\$3995	\$4155	\$4321	\$4494	\$4674	\$5524

4036 90° Inside Curve Unit

COM Yardage: Total: 6.75 Yds. / Back: 3.5 Yds. / Seat: 3.25 Yds.

COM	GR1	GR2	GR3	GR4	GR5	GR6	GR7	GR8	GR9	GR10	LEA
\$4560	\$4879	\$5074	\$5277	\$5488	\$5708	\$5936	\$6174	\$6421	\$6678	\$6945	\$8208



4030 45° Outside Curve Unit

COM Yardage: Total: 4 Yds. / Back: 2 Yds. / Seat: 2 Yds.

COM	GR1	GR2	GR3	GR4	GR5	GR6	GR7	GR8	GR9	GR10	LEA
\$2461	\$2633	\$2739	\$2848	\$2962	\$3081	\$3204	\$3332	\$3465	\$3604	\$3748	\$4430

4034 60° Outside Curve Unit

COM Yardage: Total: 5 Yds. / Back: 2.5 Yds. / Seat: 2.5 Yds.

COM	GR1	GR2	GR3	GR4	GR5	GR6	GR7	GR8	GR9	GR10	LEA
\$3069	\$3284	\$3415	\$3552	\$3694	\$3842	\$3995	\$4155	\$4321	\$4494	\$4674	\$5524

4038 90° Outside Curve Unit

COM Yardage: Total: 7 Yds. / Back: 3.75 Yds. / Seat: 3.25 Yds.

COM	GR1	GR2	GR3	GR4	GR5	GR6	GR7	GR8	GR9	GR10	LEA
\$4560	\$4879	\$5074	\$5277	\$5488	\$5708	\$5936	\$6174	\$6421	\$6678	\$6945	\$8208

OPTIONS

Add upcharge to list price and code to model number

FR	CA133 Fire Retardant per yard	\$90/yd.
MB	Moisture Barrier - up to 60" width	\$125 per bench
MB	Moisture Barrier - over 60" width	\$200 per bench
2FO	Two Fabric Option	-
GB	Ganging Brackets	\$52

PANEL	Privacy Panel - call for a quote	CALL
FBM	Flatcut Base Floor Mount (Two needed for each unit)	\$240 each
SBM	Sawyer Base Floor Mount (Two needed for each unit)	\$260 each
PDP	Power Data Panel	\$580
OCB	Optional Chrome for Sawyer & Flatcut Base	\$80 each

OJAI MODULAR PLATFORM SEATING

Ojai Modular Platform seating is a versatile collection of modular seats and benches with online tables.



OJAI LOUNGE WITH OPTIONAL ARM CAPS



OJAI OTTOMAN



OJAI TWO SEAT LOUNGE WITH LEFT HAND ARM AND ONLINE TABLE

ORDERING INFORMATION

To Order Please Specify:

- 1) Series Name
- 2) Model Number
- 3) Quantity
- 4) Wood Stain Finish Color
- 5) Wood Stain Selection for On-Line Table
- 6) Fabric Grade & Number
- 7) Optional Items

OJAI GENERAL SPECIFICATIONS

Upholstery

Seat and back are covered in choice of fabric, vinyl, crypton, leather or COM. ERG uses only water based glues and adhesives in our upholstery process. Contrasting fabrics are available.

Frame Construction

Frame assembly is constructed of multi-ply hardwood, with tongue and groove construction. All foam is fully bonded to frame. Seat cushions are 4" graded high resiliency (H.R.) block foam, covered entirely with special bonded polyester fiber to protect final upholstery. No sag-springs are installed in seat & back along with interlocking helicoil springs to prevent sagging and provide additional lower back and seat support.

Platform

Wooden platform is solid maple that is finished in transparent wood stain colors. All stains, sealers and lacquers used by ERG are water based and 100% environmentally friendly.

Online Table

The online table, with or without the optional inset storage shelf and magazine rack, will be finished on all sides in a standard laminate to match your choice of six standard stain colors for the wood platform base.

Power / Comm

Units are available with RJ-45 (data) and power receptacles, please consult with your network administrator and ERG Customer Service.

Note:

- Tablet orders of 6 or less - choice of 3 standard laminate colors: black, white and silver.
- Tablet orders of 6 or more - any choice standard laminate colors.

Series Note:

For more Ojai models - see Benches and Occasional tables

COLORS / FINISHES

Wood Stain Finish Colors:

ERG offers transparent wood stain color choices for Ojai frames, base, legs, inset storage units and armcaps. Please refer to Colors & Finishes brochure for color representation.

ERG Stain Color	Matching Laminate	
Dark Walnut	Wilsonart	Montana Walnut
Pecan	Nevamar	Sovereign Cherry
Smoky Charcoal	Wilsonart	Slate Gray
Wenge	Wilsonart	Cafelle
Natural Maple	Wilsonart	Kensington Maple
Cherry Maple	Wilsonart	Williamsburg Cherry

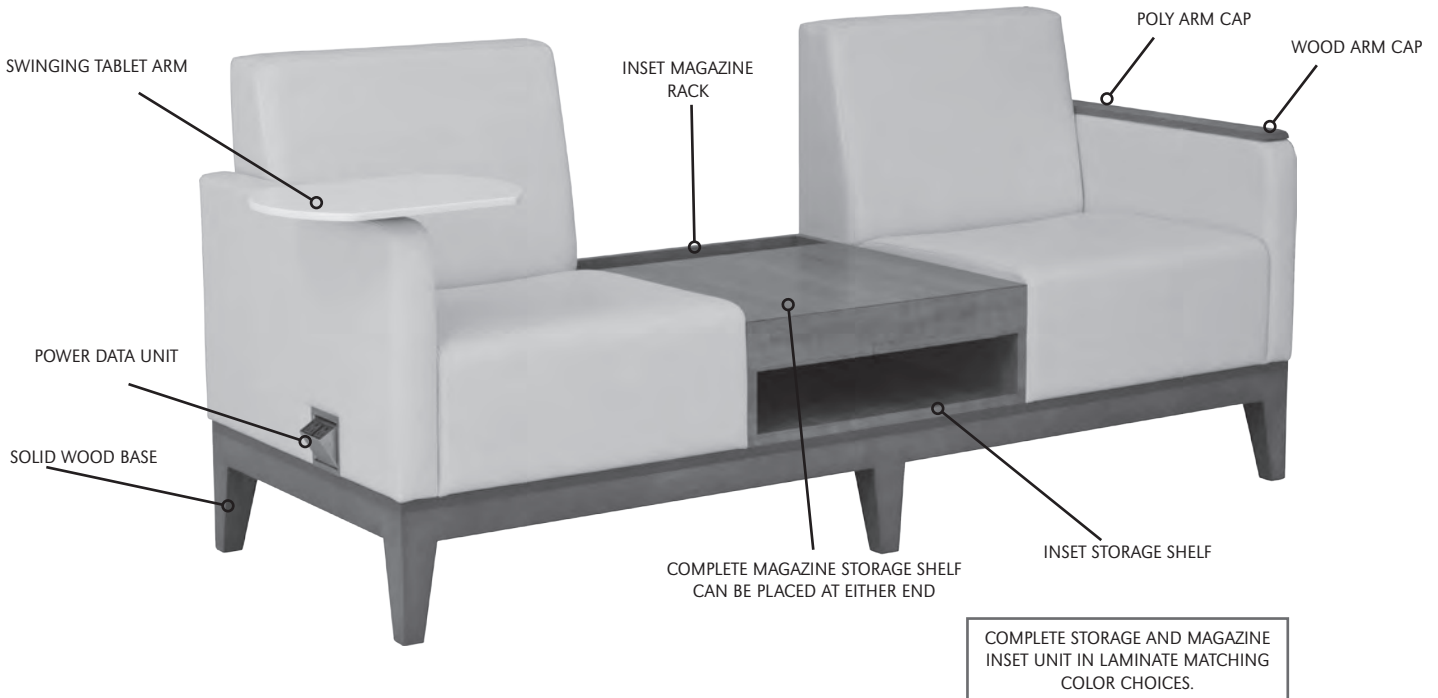
Note: On-Line Tables receiving stain will color match the wood frame unless specified otherwise.

OPTIONS

- CODE: IMS - Inset Magazine and Storage Unit.
- CODE: FR - CA133 Fire Retardant.
- CODE: MB - Moisture Barrier.
- CODE: 2FO - Two Fabric Option.
- CODE: 3FO - Three Fabric Option.
- CODE: PAC - Polyurethane Arm Caps
- CODE: WAC - Wood Arm Caps.
- CODE: UFI - Upholstered Front, On-line Table.
- CODE: LTI - Laminate Top Insert, On-Line Table or Open Platform.
- CODE: TAB(-) - Non-Removable Swivel Tablet (laminate shape A, B or C left or right arm)
- CODE: TABR1(-) - Removable Swivel Tablet (laminate shape A, B or C specify left or right arm)
- CODE: TABR2(-) - Removable Swivel Tablet (laminate shape A, B or C with opening for tablet on both arms)
- CODE: SST - Solid Surface Tablet Arm (add to Tablet option)
- CODE: GF - Factory Ganging Preparation (field hardware included).
- CODE: E2S - Electrical (Stainless Steel) - 2 AC Plugs.
- CODE: E2B - Electrical (Black) - 2 AC Plugs.
- CODE: E1S - Electrical/Data (Stainless Steel) - 1 AC Plug, 1 RJ45 Plug.
- CODE: E1B - Electrical/Data (Black) - 1 AC Plug, 1 RJ45 Plug.
- CODE: COVP - Cove Electrical (Black or Silver) - 2 AC Plugs
- CODE: COVU - Cove Electrical (Black or Silver) - 2 AC Plugs + 2 USB

THE OJAI LOUNGE COLLECTION

...offers you the flexibility to create endless configurations.



MAKE YOUR OWN!

Additional Ojai Lounge configurations are possible by ganging units together as pictured below...



#3097
TWO SEAT LOUNGE #3096
TWO SEAT LOUNGE



#3097
TWO SEAT LOUNGE #3092 2 SEAT LOUNGE
W/ON-LINE END TABLE



#3018
2 SEAT BENCH #3098 2 SEAT BENCH
W/ON-LINE END TABLE

OPTIONS



TABLET RECEPTACLE




SWIVEL TABLET ARM




WOOD ARM CAP



POWER / DATA



STORAGE SHELF



INSET MAGAZINE RACK



UPHOLSTERED FRONT


DIMENSIONS	Arm Chair	Bariatric Chair	One Seat w/ Online Table	Ottoman
Seat Width:	22"	26"	22"	18"
Seat Depth:	20"	20"	20"	18"
Seat Height:	18"	18"	18"	18"
Arm Height:	25.5"	25.5"	25.5"	-
Back Height:	32.5"	32.5"	32.5"	-
Overall Width:	28"	32"	50"	18"
Overall Depth:	27"	27"	27"	18"
Qty./Wt.:	1 ea./75 lbs.	1 ea./95 lbs.	1 ea./110 lbs.	1 ea./25 lbs.



OJAI BARIATRIC CHAIR

NOTE: Left or Right Arm is determined when seated on product. Arms are factory installed.

MODEL / DESCRIPTION / LIST PRICING



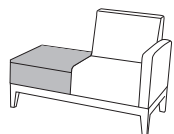
3011 Arm Chair COM Yardage: 4.75 Yds. / Back: 1.5 Yds / Seat: 1.25 Yds / Arms: 2.00 Yds

COM	GR1	GR2	GR3	GR4	GR5	GR6	GR7	GR8	GR9	GR10	LEA
\$1693	\$1812	\$1884	\$1959	\$2038	\$2119	\$2204	\$2292	\$2384	\$2479	\$2578	\$3047




3089 Bariatric Chair COM Yardage: 5.25 Yds. / Back: 1.75 Yds / Seat: 1.5 Yds / Arms: 2 Yds

COM	GR1	GR2	GR3	GR4	GR5	GR6	GR7	GR8	GR9	GR10	LEA
\$1811	\$1938	\$2015	\$2096	\$2180	\$2267	\$2358	\$2452	\$2550	\$2652	\$2758	\$3260



3090 One-Seat Lounge w/ Left Hand Arm and On-Line Table COM Yardage: 4.25 Yds. / Back: 1.5 Yds / Seat: 1.25 Yds / Arms: 1.5 Yds

COM	GR1	GR2	GR3	GR4	GR5	GR6	GR7	GR8	GR9	GR10	LEA
\$2540	\$2718	\$2827	\$2940	\$3057	\$3179	\$3307	\$3439	\$3576	\$3719	\$3868	\$4572



3091 One-Seat Lounge w/ Right Hand Arm and On-Line Table COM Yardage: 4.25 Yds. Back: 1.5 Yds / Seat: 1.25 Yds / Arms: 1.5 Yds

COM	GR1	GR2	GR3	GR4	GR5	GR6	GR7	GR8	GR9	GR10	LEA
\$2540	\$2718	\$2827	\$2940	\$3057	\$3179	\$3307	\$3439	\$3576	\$3719	\$3868	\$4572



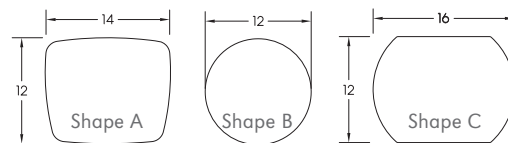
3088 Ottoman COM Yardage: 1.5 Yds. / Seat: 1.5 Yds

COM	GR1	GR2	GR3	GR4	GR5	GR6	GR7	GR8	GR9	GR10	LEA
\$1085	\$1161	\$1207	\$1255	\$1305	\$1357	\$1411	\$1467	\$1526	\$1587	\$1650	\$1953

TABLET SHAPES

Choose from 3 Tablet Shapes::

Tablets for all lounge series are available in 3 shapes, choose from the three shapes shown and specify; A, B or C when ordering. Example: TABR1-(A) Right - this would be a removable shape A tablet on the right arm. Optional Solid Surface available.



Note:

- Tablet orders of 6 or less - choice of 3 standard laminate colors: black, white and silver.
- Tablet orders of 6 or more - any choice standard laminate colors.

OPTIONS

Add upcharge to list price and code to model number

FR	CA133 Fire Retardant per yard	\$90/yd.
MB	Moisture Barrier - per seat	\$125
2FO	Two Fabric Option	-
3FO	Three Fabric Option	-
PAC	Polyurethane Arm Cap - single	\$59
WAC	Wood Arm Cap - single	\$75
IMS	Complete Storage and Magazine Inset	\$480
UFI	Upholstered Front - On-Line Table	\$95
LTI	On-Line Table Full Veneer (sides & top)	\$250
GF	Factory Ganging Preparation	\$48


TAB-()	Swivel Tablet (specify A, B or C, left or right arm)	\$395
TABR1-()	Removable Tablet (specify A, B or C, left or right arm)	\$470
TABR2-()	Removable Tablet (specify A, B or C both arm openings)	\$570
SST	Solid Surface Tablet Arm - add to tablet option	\$125
E2S	Electrical Option (S.S.) - 2 AC Plugs	\$395
E2B	Electrical Option (Black) - 2 AC Plugs	\$360
E1S	RJ45 Data Option (S.S.) - 1 AC Plug + 1 RJ45 Plug	\$415
E1B	RJ45 Data Option (Black) - 1 AC Plug + 1 RJ45 Plug	\$380
COVP	Cove Electrical (Black or Silver) - 2 AC Plugs	\$325
COVU	Cove Electrical (Black or Silver) - 2 AC Plugs + 2 USB	\$425

DIMENSIONS	2 Seat w/ Outside Arms	2 Seat w/ Single Arm	2 Seat w/ On-Line Table
Seat Width:	22"	22"	22"
Seat Depth:	20"	20"	20"
Seat Height:	18"	18"	18"
Arm Height:	25.5"	25.5"	25.5"
Back Height:	32.5"	32.5"	32.5"
Overall Width:	50"	47"	72"
Overall Depth:	27"	27"	27"
Qty./Wt.:	1 ea./110 lbs.	1 ea./110 lbs.	1 ea./135 lbs.




OJAI TWO SEAT LOUNGE WITH OUTSIDE ARMS

MODEL / DESCRIPTION / LIST PRICING




3012 Two Seat Lounge with Outside Arms COM Yardage: 7.5 Yds. / Back: 3 Yds / Seat: 2.5 Yds / Arms: 2 Yds

COM	GR1	GR2	GR3	GR4	GR5	GR6	GR7	GR8	GR9	GR10	LEA
\$2640	\$2825	\$2938	\$3055	\$3178	\$3305	\$3437	\$3574	\$3717	\$3866	\$4021	\$4752



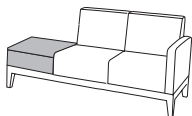
3096 Two Seat Lounge with Left Hand Arm COM Yardage: 7 Yds. / Back: 3 Yds / Seat: 2.5 Yds / Arms: 1.5 Yds

COM	GR1	GR2	GR3	GR4	GR5	GR6	GR7	GR8	GR9	GR10	LEA
\$2510	\$2686	\$2793	\$2905	\$3021	\$3142	\$3268	\$3398	\$3534	\$3676	\$3823	\$4518



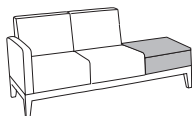
3097 Two Seat Lounge with Right Hand Arm COM Yardage: 7 Yds. / Back: 3 Yds / Seat: 2.5 Yds / Arms: 1.5 Yds

COM	GR1	GR2	GR3	GR4	GR5	GR6	GR7	GR8	GR9	GR10	LEA
\$2510	\$2686	\$2793	\$2905	\$3021	\$3142	\$3268	\$3398	\$3534	\$3676	\$3823	\$4518



3092 Two Seat Lounge w/ Left Hand Arm and On-Line Table COM Yardage: 7 Yds. / Back: 3 Yds / Seat: 2.5 Yds / Arms: 1.5 Yds

COM	GR1	GR2	GR3	GR4	GR5	GR6	GR7	GR8	GR9	GR10	LEA
\$3400	\$3638	\$3784	\$3935	\$4092	\$4256	\$4426	\$4603	\$4787	\$4979	\$5178	\$6120



3093 Two Seat Lounge w/ Right Hand Arm and On-Line Table COM Yardage: 7 Yds. / Back: 3 Yds / Seat: 2.5 Yds / Arms: 1.5 Yds

COM	GR1	GR2	GR3	GR4	GR5	GR6	GR7	GR8	GR9	GR10	LEA
\$3400	\$3638	\$3784	\$3935	\$4092	\$4256	\$4426	\$4603	\$4787	\$4979	\$5178	\$6120

NOTE: Left or Right Arm is determined when seated on product. Arms are factory installed.

OPTIONS

Add upcharge to list price and code to model number

FR	CA133 Fire Retardant per yard	\$90/yd.
MB	Moisture Barrier - per seat	\$125
2FO	Two Fabric Option	-
3FO	Three Fabric Option	-
PAC	Polyurethane Arm Cap - single	\$59
WAC	Wood Arm Cap - single	\$75
IMS	Complete Storage and Magazine Inset	\$480
UFI	Upholstered Front - On-Line Table	\$95
LTI	On-Line Table Full Veneer (sides & top)	\$250
GF	Factory Ganging Preparation	\$48

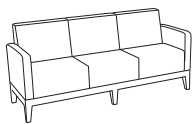
TAB(-)	Swivel Tablet (specify A, B or C, left or right arm)	\$395
TABR1(-)	Removable Tablet (specify A, B or C, left or right arm)	\$470
TABR2(-)	Removable Tablet (specify A, B or C both arm openings)	\$570
SST	Solid Surface Tablet Arm - add to tablet option	\$125
E2S	Electrical Option (S.S.) - 2 AC Plugs	\$395
E2B	Electrical Option (Black) - 2 AC Plugs	\$360
E1S	RJ45 Data Option (S.S.) - 1 AC Plug + 1 RJ45 Plug	\$415
E1B	RJ45 Data Option (Black) - 1 AC Plug + 1 RJ45 Plug	\$380
COVP	Cove Electrical (Black or Silver) - 2 AC Plugs	\$325
COVU	Cove Electrical (Black or Silver) - 2 AC Plugs + 2 USB	\$425

DIMENSIONS	3 Seat w/ Outside Arms	2 Arm Chairs w/ Open Platform	2 Seat, Outside Arms w/ Online Table	2 Arm Chairs w/ Online Table
Seat Width:	22"	22"	22"	22"
Seat Depth:	20"	20"	20"	20"
Seat Height:	18"	18"	18"	18"
Arm Height:	25.5"	25.5"	25.5"	25.5"
Back Height:	32.5"	32.5"	32.5"	32.5"
Overall Width:	72"	78"	72"	78"
Overall Depth:	27"	27"	27"	27"
Qty./Wt.:	1 ea./150 lbs.	1 ea./135 lbs.	1 ea./135 lbs.	1 ea./135 lbs.



OJAI LOUNGE WITH TWO ARM CHAIRS
AND ON LINE TABLE

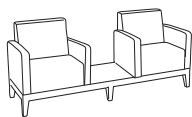
MODEL / DESCRIPTION / LIST PRICING



3013 Three Seat Lounge with 2 Outside Arms

COM Yardage: 10.5 Yds. / Back: 4.5 Yds / Seat: 3.75 Yds / Arms: 2.25 Yds

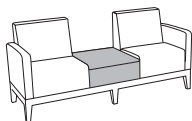
COM	GR1	GR2	GR3	GR4	GR5	GR6	GR7	GR8	GR9	GR10	LEA
\$3800	\$4066	\$4229	\$4398	\$4574	\$4757	\$4947	\$5145	\$5351	\$5565	\$5787	\$6840



3014 Lounge with 2 Arm Chairs and Open Platform Center

COM Yardage: 9.5 Yds. / Back: 3 Yds / Seat: 2.5 Yds / Arms: 4 Yds

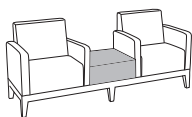
COM	GR1	GR2	GR3	GR4	GR5	GR6	GR7	GR8	GR9	GR10	LEA
\$3580	\$3831	\$3984	\$4143	\$4309	\$4481	\$4661	\$4847	\$5041	\$5242	\$5452	\$6444



3016 Two Seat Lounge - 2 Outside Arms and On-Line Table

COM Yardage: 7.5 Yds. / Back: 3 Yds / Seat: 2.5 Yds / Arms: 2 Yds

COM	GR1	GR2	GR3	GR4	GR5	GR6	GR7	GR8	GR9	GR10	LEA
\$3850	\$4120	\$4284	\$4456	\$4634	\$4819	\$5012	\$5212	\$5421	\$5638	\$5863	\$6930



3017 Lounge with 2 Armchairs and On-Line Table

COM Yardage: 9.5 Yds. / Back: 3 Yds / Seat: 2.5 Yds / Arms: 4 Yds

COM	GR1	GR2	GR3	GR4	GR5	GR6	GR7	GR8	GR9	GR10	LEA
\$3985	\$4264	\$4435	\$4612	\$4796	\$4988	\$5188	\$5395	\$5611	\$5836	\$6069	\$7173

OPTIONS

Add upcharge to list price and code to model number

FR	CA133 Fire Retardant per yard	\$90/yd.
MB	Moisture Barrier - per seat	\$125
2FO	Two Fabric Option	-
3FO	Three Fabric Option	-
PAC	Polyurethane Arm Cap - single	\$59
WAC	Wood Arm Cap - single	\$75
IMS	Complete Storage and Magazine Inset	\$480
UFI	Upholstered Front - On-Line Table	\$95
LTI	On-Line Table Full Veneer (sides & top)	\$250
GF	Factory Ganging Preparation	\$48


TAB(-)	Swivel Tablet (specify A, B or C, left or right arm)	\$395
TABR1(-)	Removable Tablet (specify A, B or C, left or right arm)	\$470
TABR2(-)	Removable Tablet (specify A, B or C both arm openings)	\$570
SST	Solid Surface Tablet Arm - add to tablet option	\$125
E2S	Electrical Option (S.S.) - 2 AC Plugs	\$395
E2B	Electrical Option (Black) - 2 AC Plugs	\$360
E1S	RJ45 Data Option (S.S.) - 1 AC Plug + 1 RJ45 Plug	\$415
E1B	RJ45 Data Option (Black) - 1 AC Plug + 1 RJ45 Plug	\$380
COVP	Cove Electrical (Black or Silver) - 2 AC Plugs	\$325
COVU	Cove Electrical (Black or Silver) - 2 AC Plugs + 2 USB	\$425

DIMENSIONS	Two Seat Three Arms	Three Seat Four Arms
Seat Width:	22"	22"
Seat Depth:	20"	20"
Seat Height:	18"	18"
Arm Height:	25.5"	25.5"
Back Height:	32.5"	32.5"
Overall Width:	53"	72"
Overall Depth:	27"	27"
Qty./Wt.:	1 ea./115 lbs.	1 ea./135 lbs.



OJAI TWO SEAT LOUNGE WITH INSIDE ARM

MODEL / DESCRIPTION / LIST PRICING

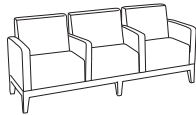


3094 Two-Seat Lounge with Outside Arms and one Inside Arm

COM Yardage: 9.25 Yds.

COM	GR1	GR2	GR3	GR4	GR5	GR6	GR7	GR8	GR9	GR10	LEA
\$2574	\$2754	\$2864	\$2979	\$3098	\$3222	\$3351	\$3485	\$3624	\$3769	\$3920	\$4633

COM Yardage (Optional three fabrics): Back: 3.5 Yds / Seat: 2.5 Yds / Arms: 3.25 Yds



3019 Three-Seat Lounge with Outside Arms and Inside Arms

COM Yardage: 12.25 Yds.

COM	GR1	GR2	GR3	GR4	GR5	GR6	GR7	GR8	GR9	GR10	LEA
\$3495	\$3740	\$3889	\$4045	\$4207	\$4375	\$4550	\$4732	\$4921	\$5118	\$5323	\$6291

COM Yardage (Optional three fabrics): Back: 4.5 Yds / Seat: 3.75 Yds / Arms: 4 Yds

OPTIONS

Add upcharge to list price and code to model number

FR	CA133 Fire Retardant per yard	\$90/yd.
MB	Moisture Barrier on seat - per seat	\$95
2FO	Two fabric option	-
3FO	Three fabric option	-
PAC	Polyurethane Arm Cap	\$59 each
WAC	Wood Arm Cap - single	\$75
GF	Factory Ganging Preparation	\$40
TA	Swinging Tablet Arm	\$398
TAR	Receptacle Hardware for Swinging Tablet Arm	\$150 each

E2B	Electrical Option (Black) - 2 AC Plugs	\$360
E2S	Electrical Option (S.S.) - 2 AC Plugs	\$395
E1B	RJ45 Data Option (Black) - 1 AC Plug + 1 RJ45 Plug	\$380
E1S	RJ45 Data Option (S.S.) - 1 AC Plug + 1 RJ45 Plug	\$415
COVP	Cove Electrical (Black or Silver) - 2 AC Plugs	\$325
COVU	Cove Electrical (Black or Silver) - 2 AC Plugs + 2 USB	\$425

NEW

PERRY LOUNGE

The Perry Lounge features a stylish design with fully welded .875" diameter steel tube legs and lower frame.



PERRY SINGLE SEAT LOUNGE WITH TABLET ARM
OPTION AND TWO CASTERS



PERRY TWO SEAT LOUNGE
STANDARD W/ POWDER COATED LEGS

ORDERING INFORMATION

To Order Please Specify:

- | | |
|-----------------|---------------------------|
| 1) Series Name | 4) Metal Leg Finish Color |
| 2) Model Number | 5) Fabric Grade & Number |
| 3) Quantity | 6) Optional Items |

PERRY GENERAL SPECIFICATIONS

Seat and Back Frame Construction

Frame assembly is constructed of multi-ply hardwood, with tongue and groove construction. All foam is fully bonded to frame. Seat cushions are 5" graded high resiliency (H.R.) block foam, covered entirely with special bonded polyester fiber to protect final upholstery. No sag-springs are installed in seat & back along with interlocking helicoil springs to prevent sagging and provide additional lower back and seat support.

Upholstery

Seat and back are covered in choice of fabric, vinyl, crypton, leather or COM. ERG uses only water based glues and adhesives in our upholstery process. Contrasting fabrics are available.

Metal Legs/Frame

Frames are made of .875" diameter, 14-gauge steel tubing with hand brazed welds. Frames available in lounge chair, two and three seat lounge sofas.

Glides

All frames come with factory installed self leveling steel glides.

Arm Caps

Optional Maple wood arm caps.

COLORS / FINISHES

Metal Legs Finish Colors:

Standard powder coat colors or optional polished chrome

OPTIONS

- CODE: FR - CA133 Fire Retardant.
- CODE: MB - Moisture Barrier.
- CODE: CAS - Casters. Four casters installed.
- CODE: CAS2 - Casters. 4", set of two in front.
- CODE: TAB-(_) - Non-Removable Swivel Tablet (laminates shape A, B or C left or right arm)
- CODE: TABR1-(_) - Removable Swivel Tablet (laminates shape A, B or C specify left or right arm)
- CODE: TABR2-(_) - Removable Swivel Tablet (laminates shape A, B or C with opening for tablet on both arms)
- CODE: SST - Solid Surface Tablet Arm (add to Tablet option)
- CODE: 2FO - Two Fabric Option.
- CODE: 3FO - Three Fabric Option.
- CODE: AHG - Metal Hand Grip.
- CODE: WAC - Wood Arm Caps.
- CODE: PC - Polished Chrome.

Note:

- Tablet orders of 6 or less - choice of 3 standard laminate colors: black, white and silver.
- Tablet orders of 6 or more - any choice standard laminate colors.



BACK VIEW SHOWN WITH REAR HANDLE



WOOD ARM CAPS



4" CASTERS



SOLID SURFACE TABLET
OPTION

DIMENSIONS	Single Seat	Two Seat	Three Seat
Seat Width:	19.5"	43"	66"
Seat Depth:	21"	21"	21"
Seat Height:	18.5"	18.5"	18.5"
Arm Height:	26.5"	26.5"	26.5"
Back Height:	33.5"	33.5"	33.5"
Overall Width:	25.5"	49"	72.5"
Overall Depth:	28"	28"	28"
Qty./Wt.:	1 ea./58 lbs.	1 ea./89 lbs.	1 ea./135 lbs.



PERRY SINGLE SEAT LOUNGE WITH 4 CASTERS

MODEL / DESCRIPTION / LIST PRICING



3280 Single Seat Lounge - fully upholstered

COM Yardage: 5.5 Yds. / Back: 1.75 Yds. / Seat: 1.25 Yds. / Arms: 2.5 Yds.


COM	GR1	GR2	GR3	GR4	GR5	GR6	GR7	GR8	GR9	GR10	LEA
\$1595	\$1707	\$1775	\$1846	\$1920	\$1997	\$2076	\$2159	\$2246	\$2336	\$2429	\$2871



3282 Two Seat Lounge - fully upholstered

COM Yardage: 6.25 Yds. / Back: 2 Yds. / Seat: 1.75 Yds. / Arms: 2.5 Yds.

COM	GR1	GR2	GR3	GR4	GR5	GR6	GR7	GR8	GR9	GR10	LEA
\$2195	\$2349	\$2443	\$2540	\$2642	\$2748	\$2857	\$2972	\$3091	\$3214	\$3343	\$3951



3284 Three Seat Lounge - fully upholstered

COM Yardage: 7.5 Yds. / Back: 2.5 Yds. / Seat: 2.5 Yds. / Arms: 2.5 Yds.

COM	GR1	GR2	GR3	GR4	GR5	GR6	GR7	GR8	GR9	GR10	LEA
\$2895	\$3098	\$3222	\$3350	\$3484	\$3624	\$3769	\$3920	\$4076	\$4239	\$4409	\$5211

TABLET SHAPES

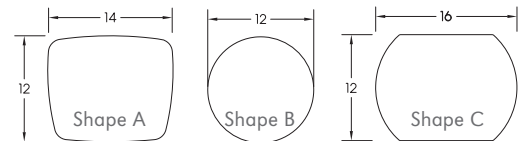
Choose from 3 Tablet Shapes::

Tablets for all lounge series are available in 3 shapes, choose from the three shapes shown and specify; A, B or C when ordering.

Example: TABR1-(A) Right - this would be a removable shape A tablet on the right arm. Optional Solid Surface available.

Note:

- Tablet orders of 6 or less - choice of 3 standard laminate colors: black, white and silver.
- Tablet orders of 6 or more - any choice standard laminate colors.



OPTIONS

Add upcharge to list price and code to model number

FR	CA133 Fire Retardant per yard	\$90/yd.
MB	Moisture Barrier - per seat	\$125
CAS	Casters - four casters installed.	\$100
CAS2	Casters - two 4" casters installed in front	\$80
TAB-(_)	Swivel Tablet (specify A, B or C, left or right arm)	\$395
TABR1-(_)	Removable Tablet (specify A, B or C, left or right arm)	\$470
TABR2-(_)	Removable Tablet (specify A, B or C both arm openings)	\$570

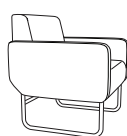
SST	Solid Surface Tablet Arm - add to tablet option	\$125
2FO	Two Fabric Option	-
3FO	Three Fabric Option	-
AHG	Metal Hand Grip - per seat	\$150
SSI	Inset Storage Shelf	\$345
WAC	Wood Arm Caps - pair	\$152

DIMENSIONS	Single Seat	Two Seat	Three Seat
Seat Width:	19.5"	43"	66"
Seat Depth:	21"	21"	21"
Seat Height:	18.5"	18.5"	18.5"
Arm Height:	26.5"	26.5"	26.5"
Back Height:	33.5"	33.5"	33.5"
Overall Width:	25.5"	49"	72.5"
Overall Depth:	28"	28"	28"
Qty./Wt.:	1 ea./58 lbs.	1 ea./89 lbs.	1 ea./135 lbs.




PERRY SINGLE SEAT SLED BASE LOUNGE

MODEL / DESCRIPTION / LIST PRICING




3281 Single Seat Sled Base Lounge - fully upholstered COM Yardage: 5.5 Yds. / Back: 1.75 Yds. / Seat: 1.25 Yds. / Arms: 2.5 Yds.

COM	GR1	GR2	GR3	GR4	GR5	GR6	GR7	GR8	GR9	GR10	LEA
\$1642	\$1757	\$1827	\$1900	\$1976	\$2055	\$2138	\$2223	\$2312	\$2404	\$2501	\$2956



3283 Two Seat Sled Base Lounge - fully upholstered COM Yardage: 6.25 Yds. / Back: 2 Yds. / Seat: 1.75 Yds. / Arms: 2.5 Yds.

COM	GR1	GR2	GR3	GR4	GR5	GR6	GR7	GR8	GR9	GR10	LEA
\$2242	\$2399	\$2495	\$2595	\$2698	\$2806	\$2919	\$3035	\$3157	\$3283	\$3414	\$4036



3285 Three Seat Sled Base Lounge - fully upholstered COM Yardage: 7.5 Yds. / Back: 2.5 Yds. / Seat: 2.5 Yds. / Arms: 2.5 Yds.

COM	GR1	GR2	GR3	GR4	GR5	GR6	GR7	GR8	GR9	GR10	LEA
\$2942	\$3148	\$3274	\$3405	\$3541	\$3683	\$3830	\$3983	\$4142	\$4308	\$4481	\$5296

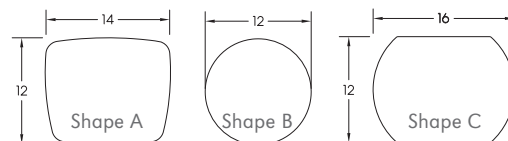
TABLET SHAPES

Choose from 3 Tablet Shapes::

Tablets for all lounge series are available in 3 shapes, choose from the three shapes shown and specify; A, B or C when ordering.
Example: TABR1-(A) Right - this would be a removable shape A tablet on the right arm.
Optional Solid Surface available.

Note:

- Tablet orders of 6 or less - choice of 3 standard laminate colors: black, white and silver.
- Tablet orders of 6 or more - any choice standard laminate colors.



OPTIONS

Add upcharge to list price and code to model number

FR	CA133 Fire Retardant per yard	\$90/yd.
MB	Moisture Barrier - per seat	\$125
CAS	Casters - four casters installed.	\$100
CAS2	Casters - two 4" casters installed in front	\$80
TAB-()	Swivel Tablet (specify A, B or C, left or right arm)	\$395
TABR1-()	Removable Tablet (specify A, B or C, left or right arm)	\$470
TABR2-()	Removable Tablet (specify A, B or C both arm openings)	\$570

SST	Solid Surface Tablet Arm - add to tablet option	\$125
2FO	Two Fabric Option	-
3FO	Three Fabric Option	-
AHG	Metal Hand Grip - per seat	\$150
SSI	Inset Storage Shelf	\$345
WAC	Wood Arm Caps - pair	\$152

Raven Lounge
Available in 2 heights
27" and 33"

RAVEN LOUNGE COLLECTION

Raven offers the utmost in seating comfort. Featuring, fully upholstered arms and many options, it's designed for higher education and any public spaces that require long duration seating.



RAVEN LOUNGE CHAIR



RAVEN TWO SEAT LOUNGE

ORDERING INFORMATION

- | | |
|----------------------------|-------------------------------|
| 1) Series Name | 5) Powder Coat Color for legs |
| 2) Model Number | 6) Optional Items |
| 3) Quantity | |
| 4) Fabric Grade and Number | |

RAVEN MODULAR LOUNGE SPECIFICATIONS

Frame

Frame assembly is constructed of multi-ply hardwood, with tongue and groove construction. Seat foam is bonded to all sides of hardwood frame. Seat cushions are 4" graded, high resiliency (H.R.) block foam with seat back 3" H.R. foam, covered entirely with special bonded polyester fiber to protect final upholstery. No sag-springs are installed in seat & back along with interlocking helicoil springs to prevent sagging and provide additional lower back and seat support.

Upholstery

Raven lounge is fully upholstered in your choice of fabric, vinyl, crypton, leather or Customers Own Material. ERG uses only water based glues and adhesives in all our upholstery process.

Legs

2" diameter round tubular steel legs are standard. Optional polished chrome and wood legs are also available.

Note:

- Tablet orders of 6 or less - choice of 3 standard laminate colors: black, white and silver.
- Tablet orders of 6 or more - any choice standard laminate colors.

COLORS / FINISHES

Legs

Standard powder coat colors or optional polished chrome available. Wood legs are finished in your choice of standard wood stain colors.

OPTIONS

- CODE: FR - CA133 Fire Retardant.
- CODE: MB - Moisture Barrier.
- CODE: LOW - Fully Upholstered Low Back - 26.5" OA Height.
- CODE: E2S - Electrical (Stainless Steel) - 2 AC Plugs.
- CODE: E2B - Electrical (Black) - 2 AC Plugs.
- CODE: E1S - Electrical/Data (Stainless Steel) - 1 AC Plug, 1 RJ45 Plug.
- CODE: E1B - Electrical/Data (Black) - 1 AC Plug, 1 RJ45 Plug.
- CODE: WOD - Wood Legs.
- CODE: PC - Polished Chrome Legs.
- CODE: PB - Laminate Plinth Base.
- CODE: CAS - Casters set of 4.
- CODE: 2FO - Two Fabric Option.
- CODE: 3FO - Three Fabric Option.
- CODE: GD - Ganging Brackets (Necessary when ganging two or more modules together).
- CODE: TAB(-) - Non-Removable Swivel Tablet (laminate shape A, B or C left or right arm)
- CODE: TABR1(-) - Removable Swivel Tablet (laminate shape A, B or C specify left or right arm)
- CODE: TABR2(-) - Removable Swivel Tablet (laminate shape A, B or C with opening for tablet on both arms)
- CODE: SST - Solid Surface Tablet Arm - add to tablet option.
- CODE: COVP - Cove Electrical(Black or Silver) - 2 AC Plugs.
- CODE: COVU - Cove Electrical(Black or Silver) - 2 AC Plugs + 2 USB.



ELECTRICAL/DATA



LOW-BACK



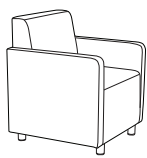
CASTERS

DIMENSIONS	Single Seat Lounge	Two Seat Lounge
Seat Depth:	20"	20"
Seat Height:	18"	18"
Arm Height:		
Overall Depth:	27"	27"
Overall Width:	27"	49"
Overall Height:	33"	33"
Qty./Wt.:	1 ea./65 lbs.	1 ea./105 lbs.



RAVEN SINGLE LOUNGE

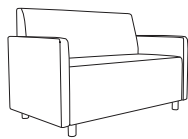
MODEL / DESCRIPTION / LIST PRICING



8403 Single Seat Lounge

COM Yardage: Total: 6.5 Yds. / Back: 2 Yds. / Seat: 1.5 Yds./ Arms(2) 3 Yds.

COM	GR1	GR2	GR3	GR4	GR5	GR6	GR7	GR8	GR9	GR10	LEA
\$1423	\$1573	\$1703	\$1863	\$1993	\$2133	\$2273	\$2413	\$2573	\$2733	\$2893	\$3188



8401 Two Seat Lounge

COM Yardage: Total: 8 Yds. / Back: 2.5 Yds. / Seat: 2.5 Yds. / Arms(2) 3 Yds.

COM	GR1	GR2	GR3	GR4	GR5	GR6	GR7	GR8	GR9	GR10	LEA
\$2079	\$2279	\$2459	\$2659	\$2839	\$3019	\$3199	\$3379	\$3579	\$3779	\$3979	\$4274

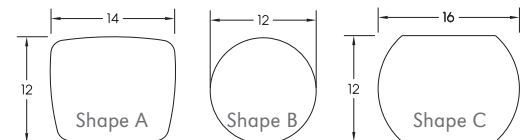
TABLET SHAPES

Choose from 3 Tablet Shapes::

Tablets for all lounge series are available in 3 shapes, choose from the three shapes shown and specify; A, B or C when ordering.
Example: TABR1-(A) Right - this would be a removable shape A tablet on the right arm.
Optional Solid Surface available.

Note:

- Tablet orders of 6 or less - choice of 3 standard laminate colors: black, white and silver.
- Tablet orders of 6 or more - any choice standard laminate colors.



OPTIONS

Add upcharge to list price and code to model number

FR	CA133 Fire Retardant per yard	\$90/yd.
MB	Moisture Barrier - per seat	\$125
LOW	Fully Upholstered Low Back - 26.5" OA Height	\$95
E2S	Electrical Option (S.S.) - 2 AC Plugs	\$395
E2B	Electrical Option (Black) - 2 AC Plugs	\$360
E1S	RJ45 Data Option (S.S.) - 1 AC Plug + 1 RJ45 Plug	\$415
E1B	RJ45 Data Option (Black) - 1 AC Plug + 1 RJ45 Plug	\$380
WOD	Wood Legs set of 4	\$96
PC	Polished Chrome Legs set of 4	\$90
PB	Laminate Plinth Base - Straight Unit	\$160

CAS	Casters set of 4	\$100
2FO	Two Fabric Option	-
3FO	Three Fabric Option	-
GD	Ganging Brackets	\$52
TAB(-)	Swivel Tablet (specify A, B or C, left or right arm)	\$395
TABR1(-)	Removable Tablet (specify A, B or C, left or right arm)	\$470
TABR2(-)	Removable Tablet (specify A, B or C both arm openings)	\$570
SST	Solid Surface Tablet Arm - add to tablet option	\$125
COVP	Cove Electrical (Black or Silver) - 2 AC Plugs	\$325
COVU	Cove Electrical (Black or Silver) - 2 AC Plugs + 2 USB	\$425

ROXBY LOUNGE

Roxby lounges and sofas offer a full range of choices for the most demanding designs. Choose your wood stain color for the solid wood legs. Combine modular lounge pieces with sofas to provide a cohesive and elegant design for any environment.



LOUNGE CHAIR



TWO SEAT LOUNGE

ORDERING INFORMATION

To Order Please Specify:

- | | |
|----------------------------|-----------------------------|
| 1) Series Name | 5) Fabric Grade(s) & Number |
| 2) Model Number | 6) Optional Items |
| 3) Quantity | |
| 4) Wood Stain Finish Color | |

ROXBY GENERAL SPECIFICATIONS

Upholstery

Seat and back are covered in choice of fabric, vinyl, crypton, leather or COM. ERG uses only water based glues and adhesives in our upholstery process. Contrasting fabrics are available.

Frame Construction

Frame assembly is constructed of multi-ply hardwood, with tongue and groove construction. All foam is fully bonded to frame. Seat cushions are 4" graded high resiliency (H.R.) block foam, covered entirely with special bonded polyester fiber to protect final upholstery. No sag-springs are installed in seat & back along with interlocking helicoil springs to prevent sagging and provide additional lower back and seat support. An upholstered wood frame platform is attached to legs and frame assembly.

Solid Wood Legs

Roxby wood legs are 8" tall solid maple and feature a stylish taper. Legs are stained in your choice of standard wood finish colors.

COLORS / FINISHES

Wood Leg Finish Colors:

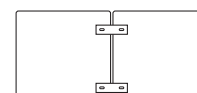
All transparent wood stain colors available.

OPTIONS

- CODE: FR - CA133 Fire Retardant.
- CODE: MB - Moisture Barrier.
- CODE: 2FO - Two Fabric Option.
- CODE: 3FO - Three Fabric Option.
- CODE: GD - Ganging Brackets: Necessary when ganging two or more modules together.
- CODE: E2S - Electrical Option (S.S.) - 2 AC Plugs.
- CODE: E2B - Electrical Option (Black) - 2 AC Plugs.
- CODE: E1S - RJ45 Data Option (S.S.) - 1 AC Plug + 1 RJ45 Plug.
- CODE: E1B - RJ45 Data Option (Black) - 1 AC Plug + 1 RJ45 Plug.
- CODE: COVP - Cove Electrical(Black or Silver) - 2 AC Plugs.
- CODE: COVU - Cove Electrical(Black or Silver) - 2 AC Plugs + 2 USB.



Roxby Ganging Bracket



pair of brackets on two modules

**ROXBY WOOD LOUNGE
ARM CHAIR AND LOUNGE SOFAS WITH
UPHOLSTERED ARMS**

DIMENSIONS	Single Seat	Bariatric	Two Seat	Three Seat
Seat Width:	22"	30"	44"	66"
Seat Depth:	20"	20"	20"	20"
Seat Height:	18"	18"	18"	18"
Arm Height:	25"	25"	25"	25"
Back Height:	32"	32"	32"	32"
Overall Width:	30"	36"	52"	74"
Overall Depth:	29"	29"	29"	29"
Qty./Wt.:	1 ea./77 lbs.	1 ea./87 lbs.	1 ea./100 lbs.	1 ea./130 lbs.



SINGLE SEAT LOUNGE

MODEL / DESCRIPTION / LIST PRICING



881W Single Seat Lounge and fully upholstered arms COM Yardage: 5.75 / Yds. Back: 1.75 Yds. / Seat: 1.25 Yds. / Base: .75 Yard / Arms: 2 Yds.

COM	GR1	GR2	GR3	GR4	GR5	GR6	GR7	GR8	GR9	GR10	LEA
\$1510	\$1616	\$1680	\$1748	\$1817	\$1890	\$1966	\$2044	\$2126	\$2211	\$2300	\$2718



881BW Bariatric Lounge and fully upholstered arms COM Yardage: 5.75 Yds. / Back: 1.75 Yds. / Seat: 1.25 Yds. / Base: .75 Yd. / Arms: 2 Yds.

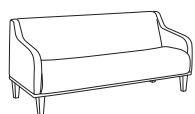
COM	GR1	GR2	GR3	GR4	GR5	GR6	GR7	GR8	GR9	GR10	LEA
\$2059	\$2203	\$2291	\$2383	\$2478	\$2577	\$2680	\$2788	\$2899	\$3015	\$3136	\$3706



882W Two Seat Lounge and fully upholstered arms COM Yardage: 7.25 Yds. / Back: 2.25 Yds. / Seat: 1.5 Yds. / Base: 1.5 Yds. / Arms: 2 Yds.


COM	GR1	GR2	GR3	GR4	GR5	GR6	GR7	GR8	GR9	GR10	LEA
\$2388	\$2555	\$2657	\$2764	\$2874	\$2989	\$3109	\$3233	\$3362	\$3497	\$3637	\$4298

COM Yardage (Optional two fabrics):



883W Three Seat Lounge and fully upholstered arms COM Yardage: 8.75 Yds. / Back: 2.5 Yds. / Seat: 2.25 Yds. / Base: 2 Yds. / Arms: 2 Yds.

COM	GR1	GR2	GR3	GR4	GR5	GR6	GR7	GR8	GR9	GR10	LEA
\$2860	\$3060	\$3183	\$3310	\$3442	\$3580	\$3723	\$3872	\$4027	\$4188	\$4356	\$5148



OPTIONS

Add upcharge to list price and code to model number

FR	CA133 Fire Retardant per yard	\$90/yd.
MB	Moisture Barrier - per seat	\$125
2FO	Two Fabric Option	-
3FO	Three Fabric Option	-
GD	Ganging Brackets - per pair.	\$65
E2S	Electrical Option (S.S.) - 2 AC Plugs	\$395

E2B	Electrical Option (Black) - 2 AC Plugs	\$360
E1S	RJ45 Data Option (S.S.) - 1 AC Plug + 1 RJ45 Plug	\$415
E1B	RJ45 Data Option (Black) - 1 AC Plug + 1 RJ45 Plug	\$380
COVP	Cove Electrical (Black or Silver) - 2 AC Plugs	\$325
COVU	Cove Electrical (Black or Silver) - 2 AC Plugs + 2 USB	\$425

ROYCE COLLECTION

The Royce Collection are fully upholstered arm chairs offered in choice of fabric with metal legs or rounded edge wood leg frame.

Metal



ROYCE TEN



ROYCE TWENTY



ROYCE THIRTY



ROYCE FORTY

ORDERING INFORMATION

To Order Please Specify:

- 1) Series Name
- 2) Model Number
- 3) Quantity
- 4) Fabric Grade & Number
- 5) Two or Three Fabric Option
- 6) Optional Items

OPTIONS

- CODE: FR - CA133 Fire Retardant.
- CODE: MB - Moisture Barrier.
- CODE: 2FO - 2 Fabric Option. When seat and back are upholstered in two different fabrics of your choice.
- CODE: PC - Polished Chrome frame.

ROYCE GENERAL SPECIFICATIONS

Shell

A minimum of 20" inside seat inside width. All models offer 100% more back support and comfort.

Seat

5" thick high resiliency foam with a seat frame made out of hardwood with flexible webbing installed for added support and soft sit. Steel welded frame is machine screwed to wood frame for durability.

COM Fabric Testing

Due to the complexity of the upholstery process of the Royce, please submit your COM for testing. A 10"x10" sample is required.

Upholstery

High resiliency foam, covered throughout by Dacron to protect final upholstery.

Metal Base

Legs are 14-gauge, .875" diameter steel tubing in standard polished chrome. powder coat colors are optional.

Wood Base

Rounded edge solid maple wood frame and legs. Stained with your choice of color.

Wood



ROYCE TEN



ROYCE TWENTY

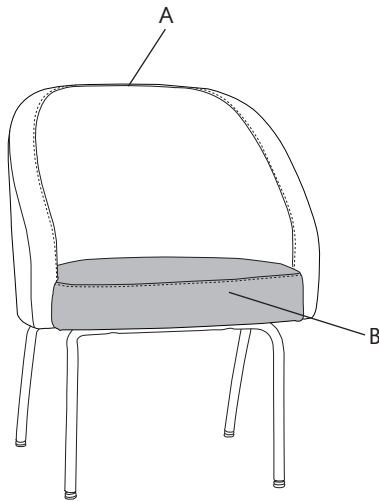


ROYCE THIRTY

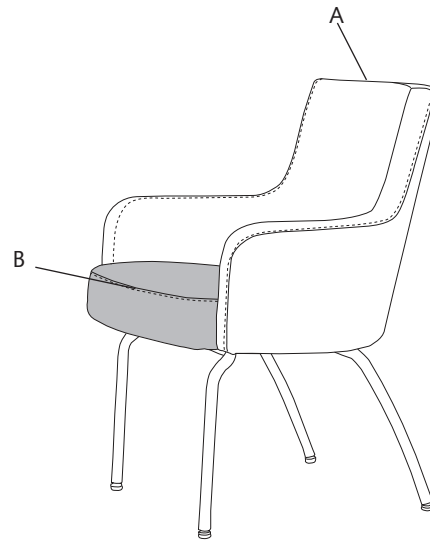


ROYCE FORTY

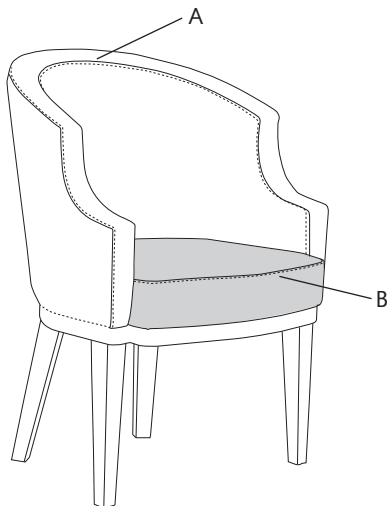
FABRIC PLACEMENT DETAIL
METAL AND WOOD LEGS ON ALL 4 MODELS



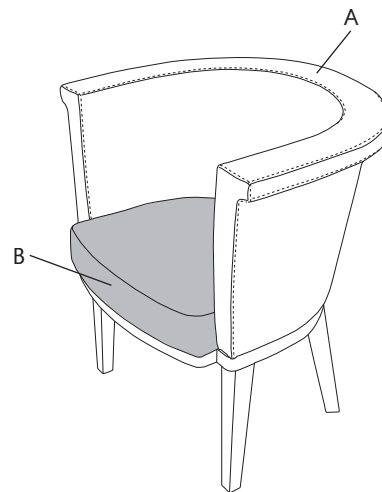
DIMENSIONS	Royce Ten
Overall Height:	34"
Overall Width:	25"
Shell Height:	20"
Shell Width:	25"



DIMENSIONS	Royce Twenty
Overall Height:	34"
Overall Width:	25"
Shell Height:	20"
Shell Width:	25"



DIMENSIONS	Royce Thirty
Overall Height:	34"
Overall Width:	25"
Shell Height:	20"
Shell Width:	25"



DIMENSIONS	Royce Forty
Overall Height:	31"
Overall Width:	28"
Shell Height:	17.5"
Shell Width:	28"

DIMENSIONS	Royce Ten 4-Leg Metal Base	Royce Twenty 4-Leg Metal Base
Seat Height:	18"	18"
Seat Width:	20.5"	20.5"
Seat Depth:	19.5"	19.5"
Overall Height:	34"	34"
Overall Width:	25"	25"
Overall Depth:	25.5"	25.5"
Qty./Wt.:	1 ea./45 lbs.	1 ea./45 lbs.



ROYCE TEN



ROYCE TWENTY

*Polished chrome comes standard on Royce Metal Collection

MODEL / DESCRIPTION / LIST PRICING



5150M Royce Ten - Metal Legs in polished chrome

COM Yardage: 3.5 Yds. / Back: 2.5 Yds. / Seat: 1.25 Yds.

COM	GR1	GR2	GR3	GR4	GR5	GR6	GR7	GR8	GR9	GR10	LEA
\$1258	\$1346	\$1400	\$1456	\$1514	\$1575	\$1638	\$1703	\$1771	\$1842	\$1916	\$2264



5152M Royce Twenty - Metal Legs in polished chrome

COM Yardage: 3.5 Yds. / Back: 2.5 Yds. / Seat: 1.25 Yds.

COM	GR1	GR2	GR3	GR4	GR5	GR6	GR7	GR8	GR9	GR10	LEA
\$1285	\$1375	\$1430	\$1487	\$1547	\$1608	\$1673	\$1740	\$1809	\$1882	\$1957	\$2313

OPTIONS

Add upcharge to list price and code to model number

FR	CA133 Fire Retardant per yard	\$90/yd.
MB	Moisture Barrier - per seat	\$125

2FO	Two fabric option	-
PWDC	Powder Coat Finish	\$58

DIMENSIONS	Royce Thirty 4-Leg Metal Base	Royce Forty 4-Leg Metal Base
Seat Height:	18"	18"
Seat Width:	20.5"	20.5"
Seat Depth:	19.5"	19.5"
Overall Height:	34"	31"
Overall Width:	25"	28"
Overall Depth:	25.5"	25.5"
Qty./Wt.:	1 ea./45 lbs.	1 ea./45 lbs.



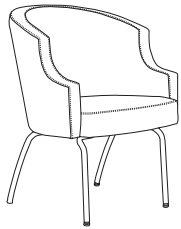
ROYCE THIRTY



ROYCE FORTY

*Polished chrome comes standard on Royce Metal Collection


MODEL / DESCRIPTION / LIST PRICING



5154M Royce Thirty - Metal Legs in polished chrome

COM Yardage: 3.5 Yds. / Back: 2.5 Yds. / Seat: 1.25 Yds.

COM	GR1	GR2	GR3	GR4	GR5	GR6	GR7	GR8	GR9	GR10	LEA
\$1304	\$1395	\$1451	\$1509	\$1570	\$1632	\$1698	\$1765	\$1836	\$1910	\$1986	\$2347



5156M Royce Forty - Metal Legs in polished chrome

COM Yardage: 3.5 Yds. / Back: 2.5 Yds. / Seat: 1.25 Yds.

COM	GR1	GR2	GR3	GR4	GR5	GR6	GR7	GR8	GR9	GR10	LEA
\$1332	\$1425	\$1482	\$1542	\$1603	\$1667	\$1734	\$1803	\$1876	\$1951	\$2029	\$2398

OPTIONS

Add upcharge to list price and code to model number

FR	CA133 Fire Retardant per yard	\$90/yd.
MB	Moisture Barrier - per seat	\$125

2FO	Two fabric option	-
PWDC	Powder Coat Finish	\$58

DIMENSIONS	Royce Ten 4-Leg Wood Base	Royce Twenty 4-Leg Wood Base
Seat Height:	18"	18"
Seat Width:	20.5"	20.5"
Seat Depth:	19.5"	19.5"
Overall Height:	34"	34"
Overall Width:	25"	25"
Overall Depth:	25.5"	25.5"
Qty./Wt.:	1 ea./45 lbs.	1 ea./45 lbs.



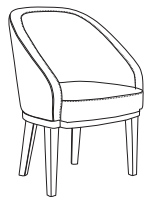
ROYCE TEN



ROYCE TWENTY

Features: Rounded corner edge

MODEL / DESCRIPTION / LIST PRICING



5150W Royce Ten - Wood Base

COM Yardage: 3.5 Yds. / Back: 2.5 Yds. / Seat: 1.25 Yds.

COM	GR1	GR2	GR3	GR4	GR5	GR6	GR7	GR8	GR9	GR10	LEA
\$1398	\$1496	\$1556	\$1618	\$1683	\$1750	\$1820	\$1893	\$1968	\$2047	\$2129	\$2516



5152W Royce Twenty - Wood Base

COM Yardage: 3.5 Yds. / Back: 2.5 Yds. / Seat: 1.25 Yds.

COM	GR1	GR2	GR3	GR4	GR5	GR6	GR7	GR8	GR9	GR10	LEA
\$1425	\$1525	\$1586	\$1649	\$1715	\$1784	\$1855	\$1929	\$2006	\$2087	\$2170	\$2565

OPTIONS

Add upcharge to list price and code to model number

FR	CA133 Fire Retardant per yard	\$90/yd.
MB	Moisture Barrier - per seat	\$125

2FO	Two fabric option	-
-----	-------------------	---

DIMENSIONS	Royce Thirty 4-Leg Wood Base	Royce Forty 4-Leg Wood Base
Seat Height:	18"	18"
Seat Width:	20.5"	20.5"
Seat Depth:	19.5"	19.5"
Overall Height:	34"	31"
Overall Width:	25"	28"
Overall Depth:	25.5"	25.5"
Qty./Wt.:	1 ea./45 lbs.	1 ea./45 lbs.




ROYCE FORTY



ROYCE THIRTY

Features: Rounded corner edge

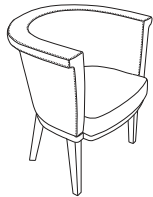
MODEL / DESCRIPTION / LIST PRICING



5154W Royce Thirty - Wood Base

COM Yardage: 3.5 Yds. / Back: 2.5 Yds. / Seat: 1.25 Yds.

COM	GR1	GR2	GR3	GR4	GR5	GR6	GR7	GR8	GR9	GR10	LEA
\$1449	\$1550	\$1612	\$1677	\$1744	\$1814	\$1886	\$1962	\$2040	\$2122	\$2207	\$2608



5156W Royce Forty - Wood Base

COM Yardage: 3.5 Yds. / Back: 2.5 Yds. / Seat: 1.25 Yds.

COM	GR1	GR2	GR3	GR4	GR5	GR6	GR7	GR8	GR9	GR10	LEA
\$1479	\$1583	\$1646	\$1712	\$1780	\$1851	\$1925	\$2002	\$2083	\$2166	\$2252	\$2662

OPTIONS

Add upcharge to list price and code to model number

FR	CA133 Fire Retardant per yard	\$90/yd.
MB	Moisture Barrier - per seat	\$125

2FO	Two fabric option	-
-----	-------------------	---

SAMMY LOUNGE

The Sammy is fully upholstered over high resiliency foam on a solid hardwood frame featuring square steel tube legs. Designed for student housing and any public spaces that require long duration seating comfort and greater width and depth.



SAMMY ARM CHAIR



SAMMY OTTOMAN



THREE SEAT SAMMY LOUNGE WITH CHAISE

ORDERING INFORMATION

- | | |
|-----------------|----------------------------|
| 1) Series Name | 4) Fabric Grade and Number |
| 2) Model Number | 5) Powder Coat Leg Color |
| 3) Quantity | 6) Optional Items |

SAMMY LOUNGE SPECIFICATIONS

Frame Construction

Frame assembly is constructed of multi-ply hardwood, with tongue and groove construction. All foam is fully bonded to frame. Seat cushions are 4" graded high resiliency (H.R.) block foam with back 3" (H.R.) foam, covered entirely with special bonded polyester fiber to protect final upholstery. No-sag springs are installed in seat & back along with interlocking helicoil springs to prevent sagging and provide additional lower back and seat support.

Upholstery

Seat and back are covered in choice of fabric, vinyl, crypton, leather or COM. ERG uses only water based glues and adhesives in our upholstery process. Contrasting fabrics are available.

Base

Is assembled using dado construction, glue and screws, with added corner support for each leg. Sammy tubular steel legs are available in standard powder coat colors or optional polished chrome.

Warranty

ERG offers a lifetime warranty on all foam and frames.

COLORS / FINISHES

Leg Finish Colors:

Standard powder coat color choices or optional polished chrome available.

OPTIONS

- CODE: FR - CA133 Fire Retardant.
- CODE: MB - Moisture Barrier.
- CODE: PCL - Polished Chrome Legs - set of 4.
- CODE: WOD - Solid Maple Wood Legs, set of four.
- CODE: 2FO - Two Fabric Option.
- CODE: 3FO - Three Fabric Option.
- CODE: E2S - Electrical Option (S.S.) - 2 AC Plugs.
- CODE: E2B - Electrical Option (Black) - 2 AC Plugs.
- CODE: E1S - RJ45 Data Option (S.S.) - 1 AC Plug + 1 RJ45 Plug.
- CODE: E1B - RJ45 Data Option (Black) - 1 AC Plug + 1 RJ45 Plug.
- CODE: CUP - Plastic Cup Holder
- CODE: COVP - Cove Electrical(Black or Silver) - 2 AC Plugs.
- CODE: COVU - Cove Electrical(Black or Silver) - 2 AC Plugs + 2 USB.



TWO SEAT LOUNGE WITH ARM CHAIR AND OTTOMAN



ELECTRICAL/DATA



CUP HOLDER

DIMENSIONS	Arm Chair	Two Seat Lounge	Three Seat Lounge	Three Seat w/Chaise	Ottoman or Bench
Inside Width:	24"	48"	72"	72"	-
Seat Depth:	21"	21"	21"	21" & 45"	24"
Seat Height:	18"	18"	18"	18"	18"
Arm Height:	29"	29"	29"	29"	-
Overall Depth:	36"	36"	36"	36" & 60"	24"
Overall Width:	34"	58"	82"	82"	24" or 48"
Overall Height:	34"	34"	34"	34"	18"
Qty./Wt.:	1 ea./68 lbs.	1 ea./105 lbs.	1 ea./160 lbs.	1 ea./185 lbs.	1 ea./40 lbs.



TWO SEAT SAMMY LOUNGE


MODEL / DESCRIPTION / LIST PRICING



6401 Arm Chair

COM Yardage: 7.25 Yds. / Seat: 2 Yds. / Back: 1.25 Yds. / Frame: 1 Yard / Arms: 3 Yds.

COM	GR1	GR2	GR3	GR4	GR5	GR6	GR7	GR8	GR9	GR10	LEA
\$1588	\$1699	\$1767	\$1838	\$1911	\$1988	\$2067	\$2150	\$2236	\$2326	\$2418	\$2858



6402 Two Seat Lounge Sofa

COM Yardage: 11 Yds. / Seat: 4 Yds. / Back: 2.5 Yds. / Frame: 1.5 Yds. / Arms: 3 Yds.

COM	GR1	GR2	GR3	GR4	GR5	GR6	GR7	GR8	GR9	GR10	LEA
\$2141	\$2291	\$2383	\$2478	\$2577	\$2681	\$2788	\$2899	\$3015	\$3135	\$3261	\$3854



6403 Three Seat Lounge Sofa

COM Yardage: 15.25 Yds. / Seat: 6 Yds. / Back: 3.75 Yds. / Frame: 2.5 Yds. / Arms: 3 Yds.

COM	GR1	GR2	GR3	GR4	GR5	GR6	GR7	GR8	GR9	GR10	LEA
\$2858	\$3058	\$3180	\$3307	\$3440	\$3578	\$3721	\$3869	\$4024	\$4185	\$4352	\$5144

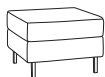


6404R/L Three Seat Lounge Sofa with Chaise

COM Yardage: 17.25 Yds. / Seat: 7.5 Yds. / Back: 3.75 Yds. / Frame: 3 Yds. / Arms: 3 Yds.

COM	GR1	GR2	GR3	GR4	GR5	GR6	GR7	GR8	GR9	GR10	LEA
\$3496	\$3741	\$3890	\$4046	\$4207	\$4376	\$4551	\$4733	\$4923	\$5119	\$5324	\$6292

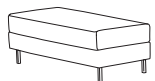
note: specify right or left side for chaise



6405 Ottoman

COM Yardage: 2.5 Yds.

COM	GR1	GR2	GR3	GR4	GR5	GR6	GR7	GR8	GR9	GR10	LEA
\$941	\$1007	\$1047	\$1090	\$1133	\$1179	\$1225	\$1274	\$1325	\$1378	\$1433	\$1694



6406 Bench

COM Yardage: 4 Yds.

COM	GR1	GR2	GR3	GR4	GR5	GR6	GR7	GR8	GR9	GR10	LEA
\$1367	\$1463	\$1522	\$1583	\$1646	\$1712	\$1780	\$1852	\$1925	\$2002	\$2083	\$2461

OPTIONS

Add upcharge to list price and code to model number

FR	CA133 Fire Retardant per yard.	\$90/yd.
MB	Moisture Barrier - per seat	\$125
PCL	Polished chrome leg - set of 4	\$68
2FO	Two Fabric Option	-
3FO	Three Fabric Option	-
E2S	Electrical Option (S.S.) - 2 AC Plugs	\$395
E2B	Electrical Option (Black) - 2 AC Plugs	\$360

E1S	RJ45 Data Option (S.S.) - 1 AC Plug + 1 RJ45 Plug	\$415
E1B	RJ45 Data Option (Black) - 1 AC Plug + 1 RJ45 Plug	\$380
CUP	Plastic Cup Holder	\$95
WOD	Solid Maple Wood Legs - set of four	\$96
COVP	Cove Electrical (Black or Silver) - 2 AC Plugs	\$325
COVU	Cove Electrical (Black or Silver) - 2 AC Plugs + 2 USB	\$425

SYMPHONY LOUNGE

The Symphony Lounge is a perfect fit for Hotel lobbies and lounge settings. A traditional lounge with a combination of contemporary and traditional styling, the Symphony features curved arms and classic comfort. Designed to add character to any lobby, it can be used as a vignette in public seating areas with its elegant occasional tables and contrasting fabric designs.



SYMPHONY ARM CHAIR



SYMPHONY TALL ARM CHAIR

ORDERING INFORMATION

To Order Please Specify:

- 1) Series Name
- 2) Model Number
- 3) Quantity
- 4) Wood Leg Stain Color
- 5) Metal Leg Powder Coat Color
- 6) Fabric Grade & Number
- 7) Optional Items

SYMPHONY GENERAL SPECIFICATIONS

Frame Construction

Frame assembly is constructed of multi-ply hardwood, with tongue and groove construction. All foam is fully bonded to frame. Seat cushions are 3" graded high resiliency (H.R.) block foam, covered entirely with special bonded polyester fiber to protect final upholstery. No-sag springs are installed in seat and back along with interlocking helicoil springs to prevent sagging and provide additional lower back and seat support.

Upholstery

ERG uses only water based glues and adhesives in our upholstery process. Seat and back are covered in choice of fabric, vinyl, crypton, leather or COM. Contrasting fabrics are available.

Wood Legs

Wood legs are 2.5" square and 8.5" tall tapered Hardrock maple wood.

Metal Legs

Symphony metal legs are .75" x 1.5" diameter, 14 gauge steel tubing with laser cut steel tapered plates braze welded.

Glides

Legs have black nylon glides installed.

COLORS / FINISHES

Wood Frame Finish Colors:

All transparent wood stain colors available.

Metal Frame Finish Colors

Standard powder coat colors available.

OPTIONS

- CODE: FR - CA133 Fire Retardant.
- CODE: MB - Moisture Barrier.
- CODE: QD - Quad Tufted Seat Design.
- CODE: VD - V-Pattern Seat Design.
- CODE: PIP - Piping horizontally and vertically. For COM yardage add .25 yard.
- CODE: 2FO - Two Fabric Option.
- CODE: 3FO - Three Fabric Option.

OPTIONS


Symphony offers two different style bases and legs with either regular or tall back lounges and arm chairs

1.) All Wood Frame

2.) All Metal Frame




Coordinate with Symphony Occasional Tables, Symphony Banquettes and Symphony Settees...



UPHOLSTERY OPTIONS


Two Fabric Option:

When seat and arms are upholstered in 2 different fabrics of your choice, add Code: 2FO to model number.




Three Fabric Option

When seat, back and arms are upholstered in 3 different fabrics of your choice, add Code: 3FO to model number.





Quad Tufted Seat Design

Tufted Seat using approved fabric. Add Code: QD to model number.




V-Pattern 2-TSingle Seat

V-pattern on seat. Add Code: VD to model number.



Piping

Horizontal piping on front and top and vertical on back where applicable. Add Code: PIP to model number.



DIMENSIONS	Single Seat	Two Seat	Three Seat
Seat Width:	23"	46"	70"
Seat Depth:	20"	20"	20"
Seat Height:	18.5"	18.5"	18.5"
Back Height:	36.5"	36.5"	36.5"
Overall Width:	27"	50.5"	74.5"
Overall Depth:	24.5"	24.5"	24.5"
Qty./Wt.:	1 ea./50 lbs.	1 ea./110 lbs.	1 ea./135 lbs.



TWO SEAT LOUNGE


MODEL / DESCRIPTION / LIST PRICING



4950 Arm Chair

COM Yardage: 5.75 Yds. / Back: 2 Yds. / Seat: 1.5 Yds. / Arms: 2.25 Yds.


COM	GR1	GR2	GR3	GR4	GR5	GR6	GR7	GR8	GR9	GR10	LEA
\$1871	\$2001	\$2081	\$2164	\$2252	\$2341	\$2435	\$2533	\$2634	\$2739	\$2849	\$3367



4952 Two Seat Lounge

COM Yardage: 6.75 Yds. / Back: 3 Yds. / Seat: 1.5 Yds. / Arms: 2.25 Yds.

COM	GR1	GR2	GR3	GR4	GR5	GR6	GR7	GR8	GR9	GR10	LEA
\$2619	\$2803	\$2915	\$3030	\$3153	\$3278	\$3410	\$3546	\$3688	\$3835	\$3988	\$4714



4954 Three Seat Lounge

COM Yardage: 9.25 Yds. / Back: 4.5 Yds. / Seat: 1.5 Yds. / Arms: 2.25 Yds.

COM	GR1	GR2	GR3	GR4	GR5	GR6	GR7	GR8	GR9	GR10	LEA
\$3741	\$4002	\$4163	\$4330	\$4503	\$4683	\$4870	\$5065	\$5267	\$5479	\$5697	\$6734

OPTIONS

Add upcharge to list price and code to model number

FR	CA133 Fire Retardant per yard	\$90/yd.
MB	Moisture Barrier - per seat	\$125
2FO	Two fabric option	-
3FO	Three fabric option - add to highest grade	-

QD	Quad Tufted Seat Design	\$159
VD	V-Pattern Seat Design	\$59
PIP	Accent Piping - per seat. Add 0.25 yd. COM	\$59

DIMENSIONS	Single Seat	Two Seat	Three Seat
Seat Width:	23"	46"	70"
Seat Depth:	20"	20"	20"
Seat Height:	18.5"	18.5"	18.5"
Back Height:	48"	48"	48"
Overall Width:	27"	50.5"	74.5"
Overall Depth:	24.5"	24.5"	24.5"
Qty./Wt.:	1 ea./50 lbs.	1 ea./110 lbs.	1 ea./135 lbs.



TWO SEAT TALL-BACK LOUNGE

MODEL / DESCRIPTION / LIST PRICING



4960 Tall Back Arm Chair

COM Yardage: 7.5 Yds. / Back: 2.50 Yds. / Seat: 1.5 Yds. / Arms: 3.5 Yds.


COM	GR1	GR2	GR3	GR4	GR5	GR6	GR7	GR8	GR9	GR10	LEA
\$2106	\$2254	\$2344	\$2438	\$2535	\$2636	\$2742	\$2851	\$2966	\$3084	\$3208	\$3791



4962 Two Seat Tall Back Lounge

COM Yardage: 8.5 Yds. / Back: 3.5 Yds. / Seat: 1.5 Yds. / Arms: 3.5 Yds.

COM	GR1	GR2	GR3	GR4	GR5	GR6	GR7	GR8	GR9	GR10	LEA
\$2981	\$3189	\$3317	\$3450	\$3588	\$3731	\$3880	\$4036	\$4197	\$4365	\$4539	\$5365



4964 Three Seat Tall Back Lounge

COM Yardage: 10.5 Yds. / Back: 4.75 Yds. / Seat: 2.5 Yds. / Arms: 3.5 Yds.

COM	GR1	GR2	GR3	GR4	GR5	GR6	GR7	GR8	GR9	GR10	LEA
\$4212	\$4507	\$4687	\$4875	\$5070	\$5273	\$5483	\$5702	\$5930	\$6168	\$6414	\$7582

OPTIONS

Add upcharge to list price and code to model number

FR	CA133 Fire Retardant per yard	\$90/yd.
MB	Moisture Barrier - per seat	\$125
2FO	Two fabric option	-
3FO	Three fabric option	-

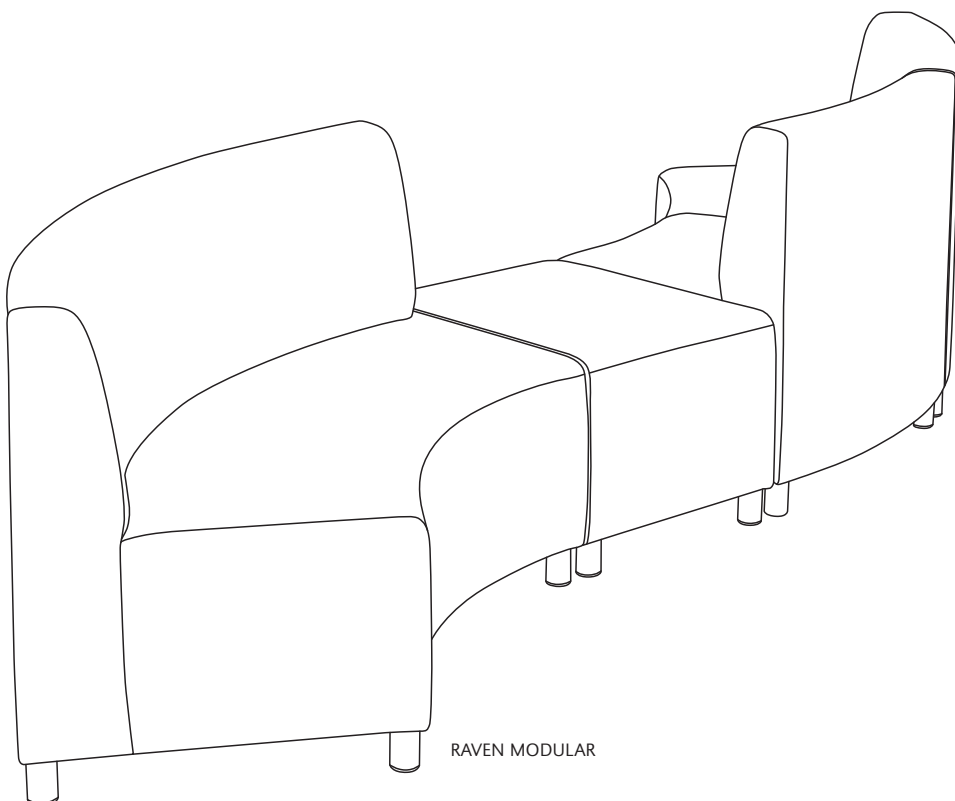
QD	Quad Tufted Seat Design	\$159
VD	V-Pattern Seat Design	\$59
PIP	Accent Piping - per seat. Add 0.25 yd. COM	\$59

Let ERG International help you in the decision making!

We gladly provide seating for:

- Waiting Areas
- Medical Facilities
- Interactive Work Areas
- Public Seating
- Corporate Lounge
- Collaborative Work Areas

Gilia	279
Kate	287
Malibu	302
Raven	330
Rola	342
Roxby Modular	346



GILIA MODULAR TABLE OF CONTENTS

Specifications.280

Configurations/Diagrams281

Sample Pricing.281

Single Modular Unit Pricing.283

Curved and Corner Unit Pricing284

Arm chair and Arms Pricing.285

Single Modular Unit w/ Casters Pricing286



Serpentine Configuration

GILIA MODULAR COLLECTION

The Gilia Lounge Collection consists of individual-single modular lounges, ottoman and a Tabouret with cushion top. Modules have a 2" corner radius on the front corners, end unit has 2" radius on all four corners. End Module has 45 degree corners.



ORDERING INFORMATION

To Order Please Specify:

- 1) Series Name
- 2) Model Number
- 3) Quantity
- 4) Wood Stain Finish Color
- 5) Laminate Name and Number
- 6) Fabric Grade & Number
- 7) Optional Items

GILIA GENERAL SPECIFICATIONS

Frame

Frame assembly is constructed of multi-ply hardwood, with tongue and groove construction. Seat foam is bonded to all sides of hardwood frame. Seat cushions are 4" graded, high resiliency (H.R.) block foam with seat back 3" H.R. foam, covered entirely with special bonded polyester fiber to protect final upholstery. No sag-springs are installed in seat & back along with interlocking helicoil springs to prevent sagging and provide additional lower back and seat support.

Upholstery

Gilia modular lounge is fully upholstered in your choice of fabric, vinyl, crypton, leather or Customers Own Material. ERG uses only water based glues and adhesives in all our upholstery process.

Glides

Gilia modular units come with factory installed, 2" black nylon glides.

Tabouret

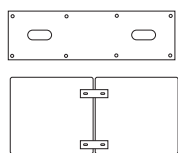
Gilia Tabouret: base is 1.25" thick MDF material completely covered with choice of laminate, 2" graded, high resiliency foam upholstered cushion is attached to table with metal inserts. Four 3" dual wheel casters are factory installed.

Maple Wood Legs


Optional wooden legs are finished in transparent wood stain colors.

Benches

Gilia Benches are in the Benches section of this book.



GANGING BRACKETS CODE: GD



MAPLE WOOD LEGS

COLORS / FINISHES

Wood Stain for Maple Wood Legs:

All transparent wood stain colors available.

OPTIONS

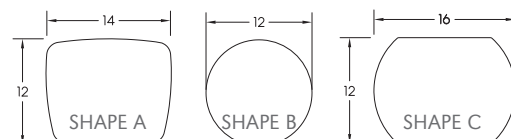
- CODE: FR - CA133 Fire Retardant per yard.
- CODE: MB - Moisture Barrier.
- CODE: E2S - Electrical (Stainless Steel) - 2 AC Plugs.
- CODE: E2B - Electrical (Black) - 2 AC Plugs.
- CODE: E1S - Electrical/Data (Stainless Steel) - 1 AC Plug, 1 RJ45 Plug.
- CODE: E1B - Electrical/Data (Black) - 1 AC Plug, 1 RJ45 Plug.
- CODE: 2FO - Two Fabric Option.
- CODE: GD - Ganging Brackets (Necessary when ganging two or more modules together.)
- CODE: WOD - Solid Maple Wood Legs.
- CODE: TABF-(_) - Fixed Laminate Tablet - outside or between two modular units (specify tablet shape A, B or C)
- CODE: CAS - Casters set of 4.
- CODE: SST - Solid Surface Tablet Arm.
- CODE: COVP - Cove Electrical (Black or Silver) - 2 AC Plugs.
- CODE: COVU - Cove Electrical (Black or Silver) - 2 AC + 2 USB.

TABLET SHAPES

Choose from 3 Tablet Shapes::

Tablets for all modular series are available in 3 shapes, choose from the three shapes shown and specify; A, B or C and left or right (outside tablet) when ordering. Example: TABF-(A) Left - this would be a fixed shape A tablet on the left side (when seated).

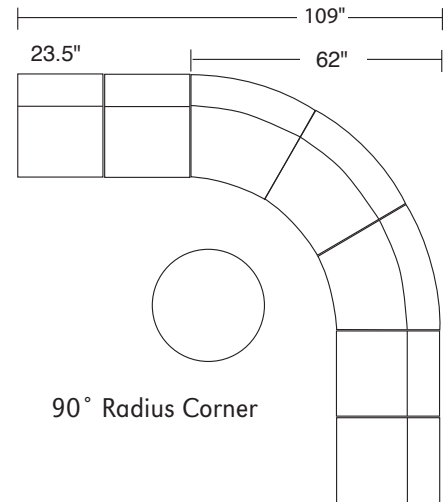
Optional Solid Surface available.



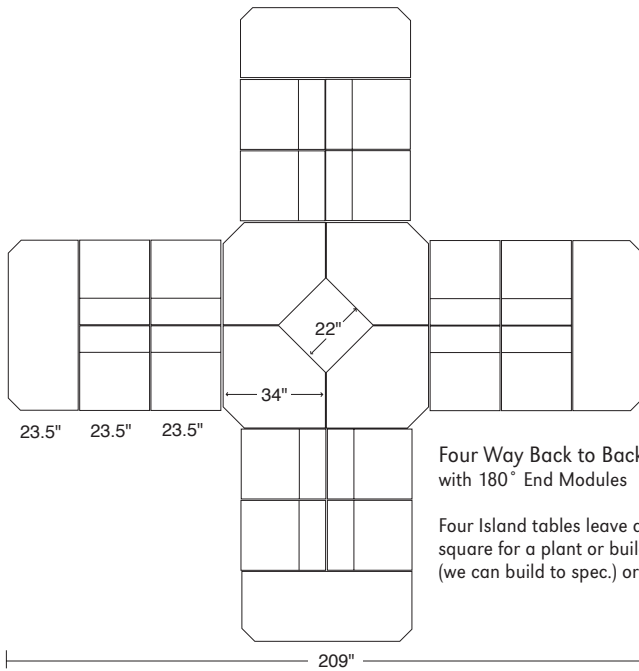
Unlimited configurations can be achieved with the Gilia modular lounge pieces and tables.
A few configurations are shown below.



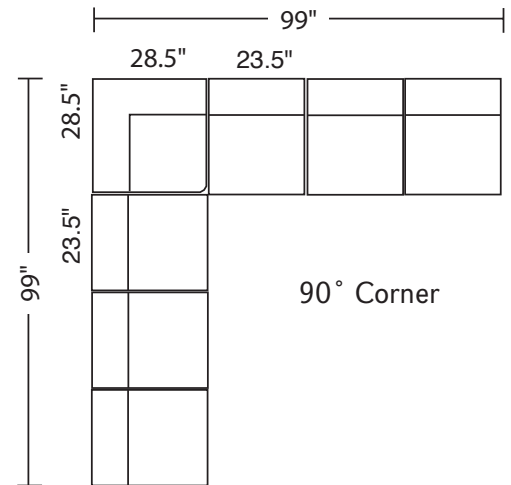
4 INSIDE WEDGES AND 3 OUTSIDE WEDGES
BACK TO BACK WITH 4 CORNER MODULES



90° Radius Corner:	Pricing (COM):
04 - 4430 Straight Modules	\$9342
02 - 4432 30° Inside Modules	\$4005
01 - 0584 36" Rnd Table Geometra Lam Top	\$2075
06 - GD Ganging Device	\$390
	<u>\$15812 list</u>



90° Radius Corner:	Pricing (COM):
16 - 4430 Straight Modules	\$9342
04 - 4436 End Modules	\$6620
24 - GD Ganging Device	\$1560
04 - Island Tables (Custom)	Call
	<u>\$17522 list</u>
	w/o custom center island tables



90° Corner:	Pricing (COM):
06 - 4430 Straight Modules	\$6228
01 - 4434 90° Corner Module	\$1555
06 - GD Ganging Device	\$390
	<u>\$8173 list</u>

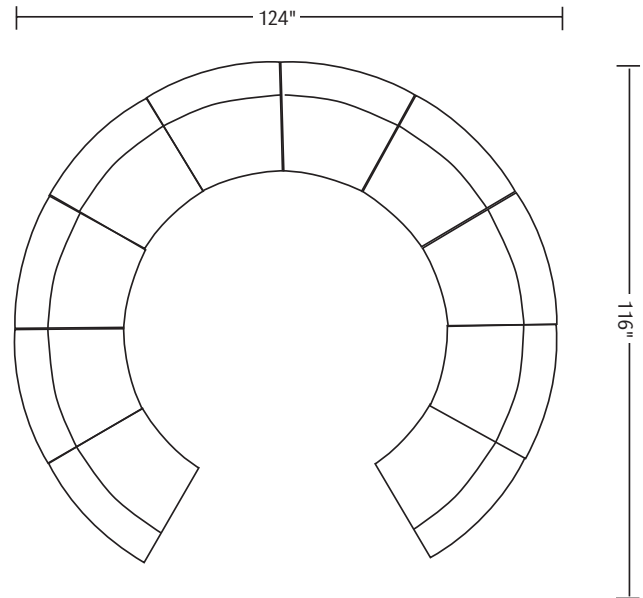
Unlimited configurations can be achieved with the Gilia modular lounge pieces and tables.
A few configurations are shown below.



INSIDE FACING CIRCLE CONFIGURATION

Arc Configuration Includes:
10 - 4432 30° Outside Modules
09 - GD Ganging Device

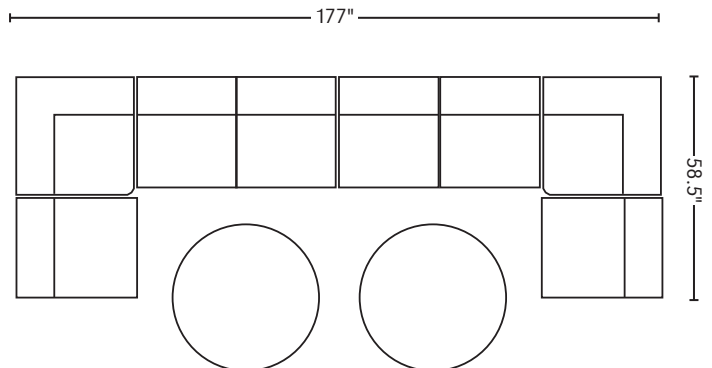
Pricing (COM):
\$13350
\$585
\$13935 list



"U" CONFIGURATION

"U" Configuration Includes:
06 - 4430BAR Straight Modules
02 - 4434 90° Corner Module
02 - 0584 Geometra 36" Circle Table Lam Top
09 - GD Ganging Device

Pricing (COM):
\$7560
\$3110
\$4150
\$585
\$15405 list



DIMENSIONS	Straight	Bariatric	End Module
Seat Width Front:	23.5"	30"	57.5"
Seat Depth:	19"	19"	23.5"
Seat Height:	17"	17"	17"
Back Height:	32"	32"	-
Overall Width:	23.5"	30"	57"
Overall Depth:	28"	23.5"	23.5"
Qty./Wt.:	1 ea./43 lbs.	1 ea./72 lbs.	1 ea./28 lbs.



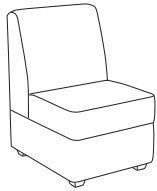
STRAIGHT MODULE

TWO FABRIC OPTION



END MODULE
WITH TWO FABRIC OPTION


MODEL / DESCRIPTION / LIST PRICING



4430 Straight Module

COM Yardage: Total: 4 Yds. / Back: 1.75 Yds. / Seat: 1 Yd. / Base: 1.25 Yd.

COM	GR1	GR2	GR3	GR4	GR5	GR6	GR7	GR8	GR9	GR10	LEA
\$1038	\$1111	\$1155	\$1201	\$1249	\$1299	\$1351	\$1405	\$1462	\$1520	\$1581	\$1868



4430BAR Bariatric Straight Module

COM Yardage: Total: 4 Yds. / Back: 1.75 Yds. / Seat: 1.25 Yds. / Base: 1 Yds.

COM	GR1	GR2	GR3	GR4	GR5	GR6	GR7	GR8	GR9	GR10	LEA
\$1260	\$1348	\$1402	\$1458	\$1517	\$1577	\$1640	\$1706	\$1774	\$1845	\$1919	\$2268



BEAUMONT PRIVACY PANELS - Now available as an accessory for modular lounge products. Fully upholstered side panels are available in contrasting fabrics and feature classic stitching at the top. Solid wood top cap finishes the contemporary look.



TOP CAP AND
STITCHING DETAIL

Please contact customer service for custom pricing quote.

OPTIONS

Add upcharge to list price and code to model number

FR	CA133 Fire Retardant per yard	\$90/yd
MB	Moisture Barrier - per seat	\$125
2FO	Two Fabric Option	-
GD	Ganging Brackets - per pair	\$65
WOD	Solid Maple Wood Legs - set of four, stained	\$96
TABF(-)	Fixed Tablet (specify blade or outside(L/R), shape A, B or C)	\$370
SST	Solid Surface Tablet Arm - add to tablet option	\$125

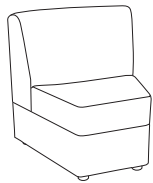
E2S	Electrical Option (S.S.) - 2 AC Plugs	\$395
E2B	Electrical Option (Black) - 2 AC Plugs	\$360
E1S	RJ45 Data Option (S.S.) - 1 AC Plug + 1 RJ45 Plug	\$415
E1B	RJ45 Data Option (Black) - 1 AC Plug + 1 RJ45 Plug	\$380
COVP	Cove Electrical (Black or Silver) - 2 AC Plugs	\$325
COVU	Cove Electrical (Black or Silver) - 2 AC Plugs + 2 USB	\$425

DIMENSIONS	30° Inside	Corner	20° Outside
Seat Width Front:	17"	19"	31"
Seat Width Rear:	26"	19"	24"
Seat Depth:	19"	19"	19"
Seat Height:	17"	17"	17"
Back Height:	32"	32"	32"
Overall Width:	31"	28.5"	33.5"
Overall Depth:	28"	28"	28.5"
Qty./Wt.:	1 ea./63 lbs.	1 ea./57 lbs.	1 ea./62 lbs.



30° INSIDE MODULE
OPTIONAL WOOD LEGS


MODEL / DESCRIPTION / LIST PRICING



4432 30° Inside Module

COM Yardage: Total: 3.5 Yds. / Back: 1.75 Yds. / Seat: 1 Yd / Base: 1.25 Yds.


COM	GR1	GR2	GR3	GR4	GR5	GR6	GR7	GR8	GR9	GR10	LEA
\$1335	\$1428	\$1486	\$1545	\$1607	\$1671	\$1738	\$1807	\$1880	\$1955	\$2033	\$2403



4435 20° Outside Module (3 units make a 60° arc)

COM Yardage: Total: 4 Yds. / Back: 1.75 Yds. / Seat: 1.5 Yd / Base: 1.25 Yds.

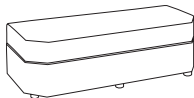
COM	GR1	GR2	GR3	GR4	GR5	GR6	GR7	GR8	GR9	GR10	LEA
\$1315	\$1407	\$1463	\$1522	\$1583	\$1646	\$1712	\$1780	\$1852	\$1926	\$2003	\$2367



4434 90° Corner Module

COM Yardage: Total: 5 Yds. / Back: 3 Yds. / Seat: 1.25 Yd / Base: 1.33 Yds.

COM	GR1	GR2	GR3	GR4	GR5	GR6	GR7	GR8	GR9	GR10	LEA
\$1555	\$1664	\$1730	\$1800	\$1872	\$1946	\$2024	\$2105	\$2190	\$2277	\$2368	\$2799



4436 End Module

COM Yardage: Total: 4.5 Yds. / Seat: 2.25 Yds. / Base: 2.25 Yds.

COM	GR1	GR2	GR3	GR4	GR5	GR6	GR7	GR8	GR9	GR10	LEA
\$1655	\$1771	\$1842	\$1915	\$1992	\$2072	\$2155	\$2241	\$2330	\$2424	\$2520	\$2979

OPTIONS

Add upcharge to list price and code to model number

FR	CA133 Fire Retardant per yard	\$90/yd
MB	Moisture Barrier - per seat	\$125
2FO	Two Fabric Option	-
GD	Ganging Brackets - per pair	\$65
WOD	Solid Maple Wood Legs - set of four, stained	\$96
TABF-(L)	Fixed Tablet (specify blade or outside(L/R), shape A, B or C)	\$370
SST	Solid Surface Tablet Arm - add to tablet option	\$125

E2S	Electrical Option (S.S.) - 2 AC Plugs	\$395
E2B	Electrical Option (Black) - 2 AC Plugs	\$360
E1S	RJ45 Data Option (S.S.) - 1 AC Plug + 1 RJ45 Plug	\$415
E1B	RJ45 Data Option (Black) - 1 AC Plug + 1 RJ45 Plug	\$380
COVP	Cove Electrical (Black or Silver) - 2 AC Plugs	\$325
COVU	Cove Electrical (Black or Silver) - 2 AC Plugs + 2 USB	\$425


DIMENSIONS	Arm Chair	Ottoman	Bariatric Arm Chair
Seat Width:	23.5"	22.5"	30"
Seat Depth:	22.5"	22.5"	22.5"
Seat Height:	17"	17"	17"
Arm Height:	26"	-	26"
Back Height:	32"	-	32"
Overall Width:	33.5"	22.5"	40"
Overall Depth:	23.5"	22.5"	23.5"
Qty./Wt.:	1 ea./68 lbs.	1 ea./28 lbs.	1 ea./80 lbs.



NOTE: Left or Right Arm is determined when seated on product. Arms are factory installed.

ARM CHAIR WITH OTTOMAN

MODEL / DESCRIPTION / LIST PRICING



4474 Arm Chair

COM Yardage: Total: 6 Yds. / Back: 1.75 Yds. / Seat: 1 Yd. / Base: 1.25 Yds.

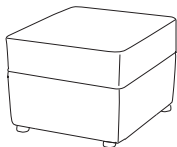
COM	GR1	GR2	GR3	GR4	GR5	GR6	GR7	GR8	GR9	GR10	LEA
\$1510	\$1616	\$1680	\$1748	\$1817	\$1890	\$1966	\$2044	\$2126	\$2211	\$2300	\$2718



4474BAR Bariatric Arm Chair

COM Yardage: Total: 8 Yds. / Back: 1.75 Yds. / Seat: 1 Yd. / Base: 1.25 Yds.

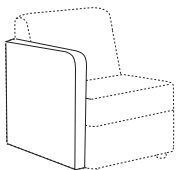
COM	GR1	GR2	GR3	GR4	GR5	GR6	GR7	GR8	GR9	GR10	LEA
\$1650	\$1766	\$1836	\$1910	\$1986	\$2065	\$2148	\$2234	\$2323	\$2416	\$2513	\$2970



4446 Ottoman

COM Yardage: Total: 1.75 Yds. / Seat: 1 Yd. / Base: .75 Yds.

COM	GR1	GR2	GR3	GR4	GR5	GR6	GR7	GR8	GR9	GR10	LEA
\$995	\$1065	\$1107	\$1152	\$1198	\$1245	\$1295	\$1347	\$1401	\$1457	\$1515	\$1791

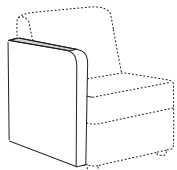


4447L Left Outside Arm
4447R Right Outside Arm

COM Yardage: 2 Yds.

COM	GR1	GR2	GR3	GR4	GR5	GR6	GR7	GR8	GR9	GR10	LEA
\$410	\$439	\$456	\$474	\$493	\$513	\$534	\$555	\$577	\$600	\$624	\$738

Right Outside Arm



4448L Left Outside Arm with Maple Wood Arm Cap
4448R Right Outside Arm with Maple Wood Arm Cap

COM Yardage: 2 Yds.

COM	GR1	GR2	GR3	GR4	GR5	GR6	GR7	GR8	GR9	GR10	LEA
\$520	\$556	\$579	\$602	\$626	\$651	\$677	\$704	\$732	\$761	\$792	\$936

Right Arm Wood Arm Cap

OPTIONS

Add upcharge to list price and code to model number

FR	CA133 Fire Retardant per yard	\$90/yd
MB	Moisture Barrier - per seat	\$125
2FO	Two Fabric Option	-
GD	Ganging Brackets - per pair	\$65
WOD	Solid Maple Wood Legs - set of four, stained	\$96
TABF(-)	Fixed Tablet (specify blade or outside(L/R), shape A, B or C)	\$370
CAS	Casters set of 4	\$160

SST	Solid Surface Tablet Arm - add to tablet option	\$125
E2S	Electrical Option (S.S.) - 2 AC Plugs	\$395
E2B	Electrical Option (Black) - 2 AC Plugs	\$360
E1S	RJ45 Data Option (S.S.) - 1 AC Plug + 1 RJ45 Plug	\$415
E1B	RJ45 Data Option (Black) - 1 AC Plug + 1 RJ45 Plug	\$380
COVP	Cove Electrical (Black or Silver) - 2 AC Plugs	\$325
COVU	Cove Electrical (Black or Silver) - 2 AC Plugs + 2 USB	\$425

DIMENSIONS	Straight	Ottoman	Tabouret
Seat Width:	23.5"	22.5"	20"
Seat Depth:	19"	22.5"	22"
Seat Height:	17"	17.5"	18"
Back Height:	32"	-	-
Overall Width:	23.5"	22.5"	20"
Overall Depth:	28"	22.5"	22"
Qty./Wt.:	1 ea./43 lbs.	1 ea./27 lbs.	1 ea./42 lbs.

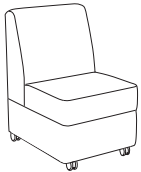


GILIA STRAIGHT MODULE WITH CASTERS



GILIA OTTOMAN

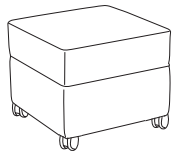
MODEL / DESCRIPTION / LIST PRICING



4426 Straight Module on Casters

COM Yardage: Total: 2.5 Yds. / Back: 2.25 Yds. / Base: 2 Yds.

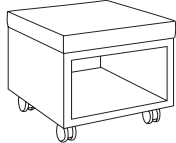
COM	GR1	GR2	GR3	GR4	GR5	GR6	GR7	GR8	GR9	GR10	LEA
\$1118	\$1196	\$1244	\$1294	\$1346	\$1399	\$1455	\$1514	\$1574	\$1637	\$1703	\$2012



4420 Ottoman on Casters

COM Yardage: Total: 1.75 Yds. / Seat: 1 Yd. / Base: .75 Yds.

COM	GR1	GR2	GR3	GR4	GR5	GR6	GR7	GR8	GR9	GR10	LEA
\$1142	\$1222	\$1271	\$1322	\$1375	\$1429	\$1487	\$1546	\$1608	\$1672	\$1739	\$2056

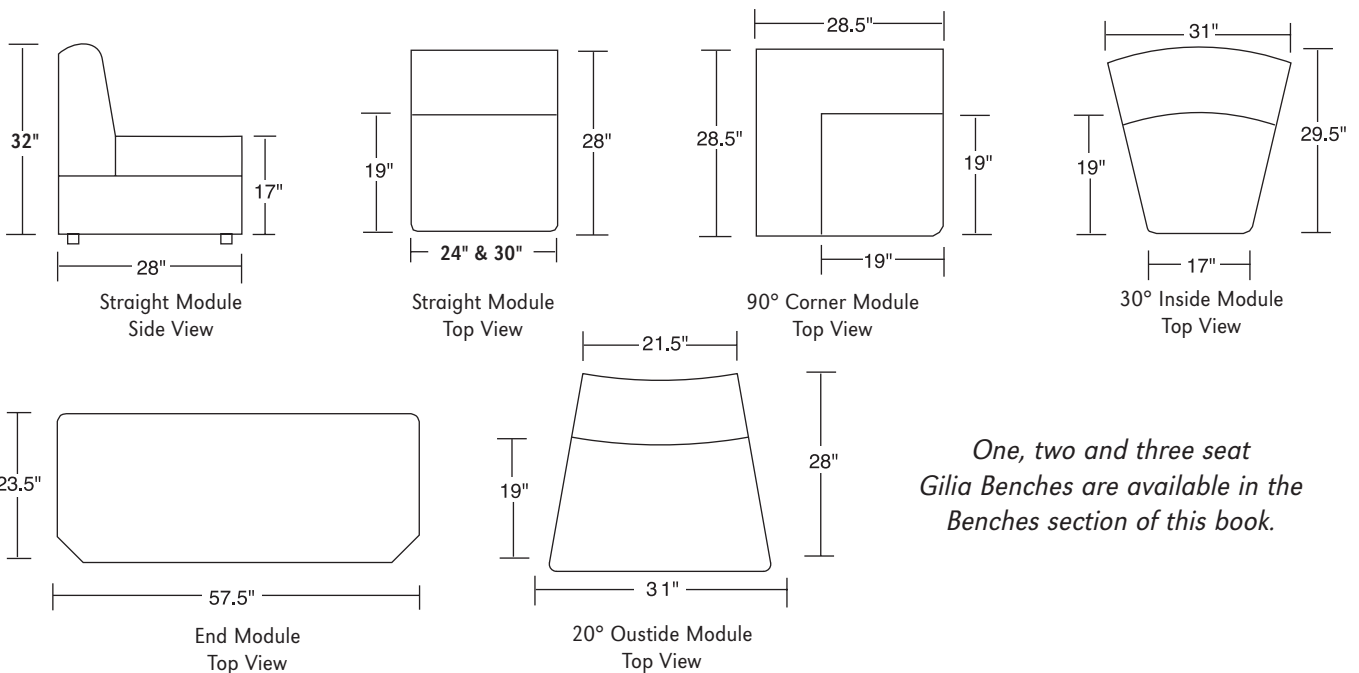


4424 Tabouret with 2" Cushion Top, Laminated Base and Dual Wheel Casters

COM Yardage: 1 Yd.

COM	GR1	GR2	GR3	GR4	GR5	GR6	GR7	GR8	GR9	GR10	LEA
\$1567	\$1645	\$1728	\$1814	\$1904	\$1999	\$2100	\$2225	\$2359	\$2501	\$2651	\$2961

GILIA LOUNGE MODULE DIMENSIONS



*One, two and three seat
Gilia Benches are available in the
Benches section of this book.*

KATE MODULAR TABLE OF CONTENTS

Specifications 288

Features and Construction 290

Sample Configurations/Diagrams 291

Sample Pricing 291

Sectional Module Upholstered Base Pricing 294

Sectional Module Plinth Base Pricing 295

Half Round & Bariatric Upholstered Base Pricing 296

Half Round & Bariatric Plinth Base Pricing 297

Individual Arms 298

Pictorial and Dimensions 299

Online Table Pricing 300




Oval Shape Configuration

**Straight Modules
Available in 3 widths
20", 24" and 30"**

KATE MODULAR COLLECTION

Kate Modular Lounge makes designing for any public space easy. This line offers five basic units: straight, 30° inside wedge and 30° outside wedge which allow for inward and outward curves, a corner and a settee. Kate is an ideal choice for its unlimited configurations and ease of re-configuration.



"X" Configuration w/ two tone fabric

KATE GENERAL SPECIFICATIONS

Frame Construction

Frame assembly is constructed of multi-ply hardwood, with tongue and groove construction. Seat foam is bonded to all sides of hardwood frame. Seat cushions are 4" graded, high resiliency (H.R.) block foam with seat back 3" H.R. foam, covered entirely with special bonded polyester fiber to protect final upholstery. No sag-springs are installed in seat & back along with interlocking helicoil springs to prevent sagging and provide additional lower back and seat support.

Upholstery

Kate modular lounge is fully upholstered in your choice of fabric, vinyl, crypton, leather or Customers Own Material. ERG uses only water based glues and adhesives in all our upholstery process.

Field Replaceable Upholstery (FRU)

Available with optional replaceable slip covers attached with Velcro® which can be changed on site.

Plinth Base

Available plinth base replaces upholstery bottom with laminate instead of fabric.

Glides

Kate modular and benches come with factory installed, 2" black nylon glides. Optional wood legs are made of solid Maple and are finished in a choice of transparent wood stain finish colors.

Tables

See Kate Modular Cube tables page in this series and Cubed Plus series in the Occasional Tables section for more occasional tables.

ORDERING INFORMATION

To Order Please Specify:

- 1) Series Name
- 2) Model Number
- 3) Quantity
- 4) Wood Stain Finish Color
- 5) Fabric Grade & Number
- 6) Plinth Base Laminate Color
- 7) Optional Items

COLORS / FINISHES

Wood Stain for Maple Wood Legs:

All transparent wood stain colors available.

Plinth Base Laminate:

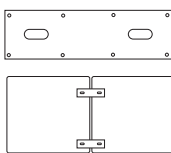
ERG offers over 1000 standard laminate choices from Nevamar, Wilsonart, Formica and Pionite.




Half Circle outside configuration w/ plinth base

OPTIONS

- CODE: E2S - Electrical (Stainless Steel) - 2 AC Plugs.
- CODE: E2B - Electrical (Black) - 2 AC Plugs.
- CODE: E1S - Electrical/Data (Stainless Steel) - 1 AC Plug, 1 RJ45 Plug.
- CODE: E1B - Electrical/Data (Black) - 1 AC Plug, 1 RJ45 Plug.
- CODE: COVP - Cove Electrical (Black or Silver) - 2 AC Plugs.
- CODE: COVU - Cove Electrical (Black or Silver) - 2 AC + 2 USB.
- CODE: FR - CA133 Fire Retardant.
- CODE: MB - Moisture Barrier.
- CODE: 2FO - Two Fabric Option.
- CODE: GD - Ganging Brackets (Necessary when ganging two or more modules together). Please submit drawing layout where ganging should be installed.
- CODE: WOD - Solid Maple Wood Legs - set of four.
- CODE: FRU - Field Replaceable Upholstery Cover..
- CODE: TABF-(_) - Fixed Laminate Tablet - outside or between two modular units (specify tablet shape A, B or C)
- CODE: SST - Solid Surface Tablet Arm



GANGING BRACKETS CODE: GD



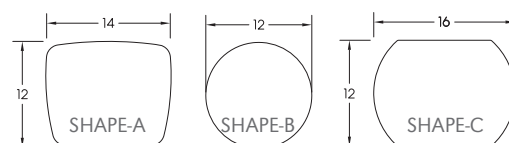
MAPLE WOOD LEGS

TABLET SHAPES

Choose from 3 Tablet Shapes::

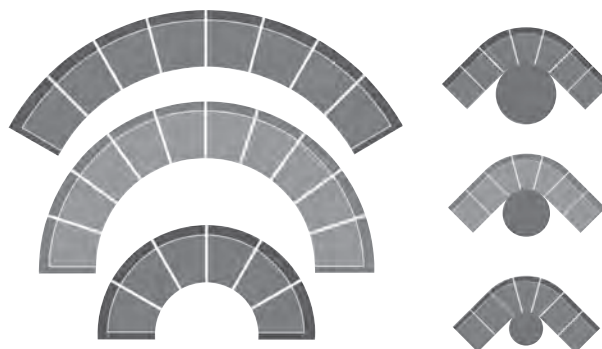
Tablets for all modular series are available in 3 shapes, choose from the three shapes shown and specify; A, B or C and left or right (outside tablet) when ordering. Example: TABF-(A) Left - this would be a fixed shape A tablet on the left side (when seated).


Optional Solid Surface available.



CUSTOM ARCS ARE A SPECIALTY AT ERG

We welcome your inquiry.





T configuration plinth base

FEATURES UNIQUE TO KATE

Base Design

Base design is slanted in on the front to improve heel position when sitting.

Back of Frame

Back of frame is vertical so that no space is wasted when modules are positioned against walls and back to back configurations can fit tightly together conserving floor space.

Lounge Width

Lounge Width: Kate offers more options than ever before. Single straight seats are now offered in three widths: 20", 24" and 30".

Optional Custom Arcs

Standard arc diameter is 106". Optional custom arcs with varying diameters are available with the Kate Modular Lounge System. We can design and build a perfect fit for your room. ERG will be glad to quote on your special custom configuration.

REPLACEMENT UPHOLSTERY COVERS

Optional replaceable upholstery covers can be changed or cleaned and replaced on-site. Covers are attached with Velcro®

Please refer to options on specification page. Some things to consider: if you plan to reorder replacement pieces in the future, the same die lot/fabric may not be available, and the base cover is not replaceable. An optional laminate plinth base may be preferable so that changes in fabric from seat to base would not be an issue.



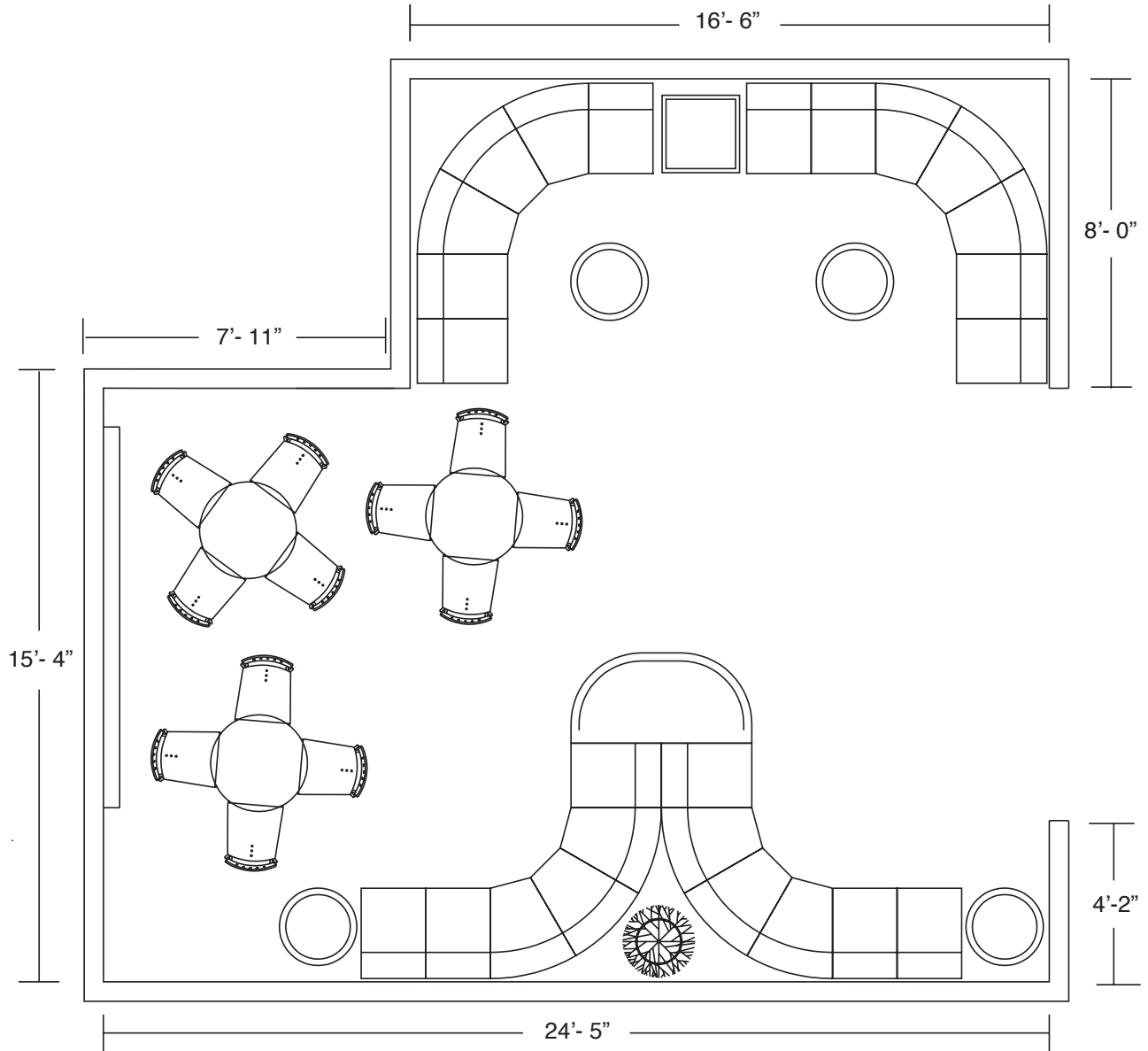
WHERE TO USE KATE MULTIPLE SEATING?

Medical clinics, hospitals, reception areas, lobbies, waiting rooms and anywhere where increased privacy is desired. Kate Multiple Seating is uniquely designed to fill this requirement.


OUR PERSONAL GUARANTEE

Because every fabric stretches differently ERG sews and fits a complete seat and back sample prior to cutting your COM fabric to prevent wrinkles or loose fit. With this extra attention to detail ERG guarantees a perfect upholstery fit.

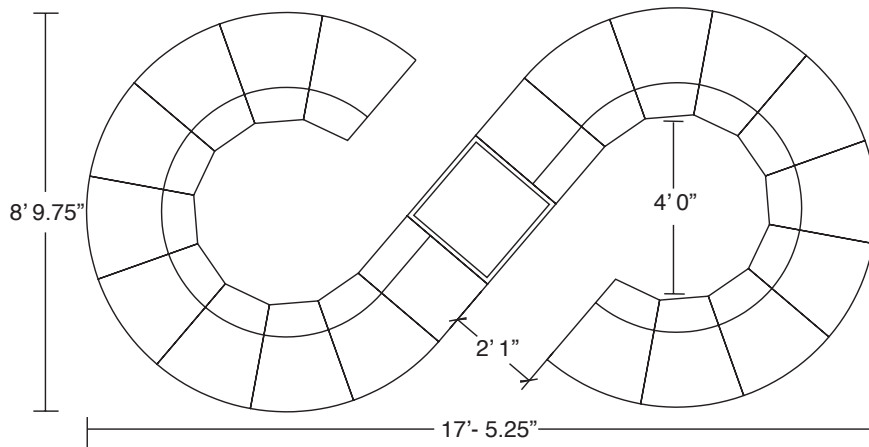
Unlimited configurations can be achieved with the Kate modular lounge pieces and tables.
A few of the many configurations obtainable are shown on the following pages.



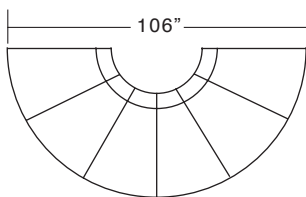
Configuration Includes:	Pricing (COM):
13 - 3650 Kate Straight module	\$ 14170
12 - 3655 30° Inside Module	\$15480
1 - 3690 Half Round End Unit	\$ 2197
1 - 3680 Cube Plus 24"x24" Square Table	\$ 1555
4 - 3678 Cube Plus 24" Round Table	\$6235
23 - GD Ganging Bracket (pair)	\$ 1495
3 - BR30D Brandon 30" Round Table	\$ 1566
12 - 260, Bikini 4 leg chair wood seat/back	\$5964
	<u>\$48662 list</u>



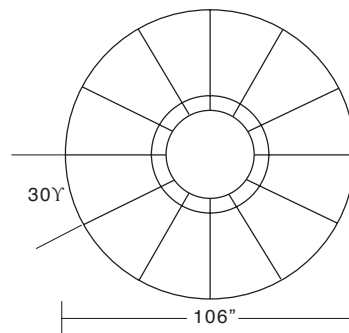
"S" Configuration - Fully upholstered two tone fabric. Configuration shown with inside seating.



"S" Configuration Includes:	Pricing (COM):
18 - 3660 30° Outside Modules	\$25560
02 - 3650 Straight Modules	\$2180
01 - 3681 28" Square Table	\$2770
18 - GD Ganging Device	\$1170
	<u>\$31680 list</u>



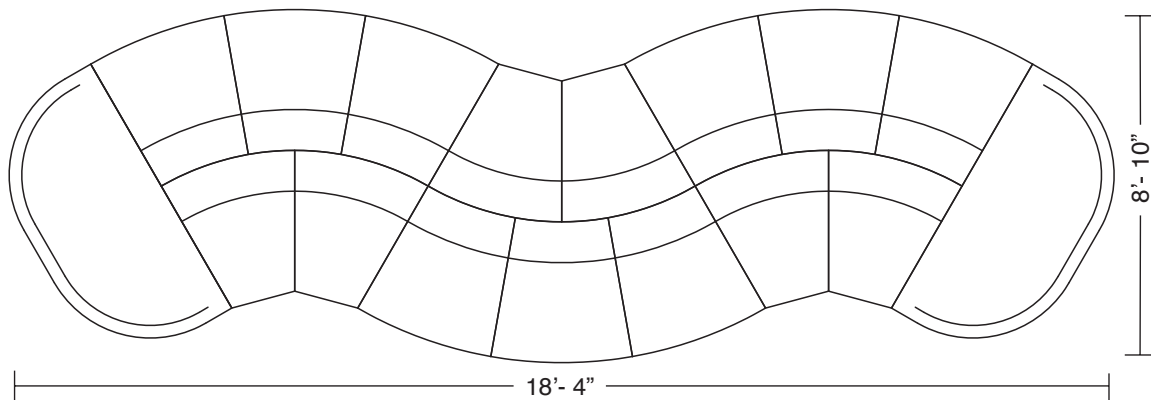
Half Outside Facing Circle	Pricing (COM):
06 - 3660 30° Outside Modules	\$8520
05 - GD Ganging Device	\$325
	<u>\$8845 list</u>



Outside Facing Circle	Pricing (COM):
12 - 3660 30° Outside Modules	\$17040
12 - GD Ganging Device	\$780
	<u>\$17820 list</u>



Serpentine Configuration w/ plinth base



Serpentine Configuration Includes:	Pricing (COM):
09 - 3660P 30° Outside Modules	\$15480
06 - 3655P 30° Inside Modules	\$9540
02 - 3690P End Modules	\$4996
17 - GD Ganging Device	\$1105
	<hr/>
	\$31121

DIMENSIONS	Straight	30° Inside	30° Outside	20° Outside	Corner Unit
Seat Width Front:	20"	13"	27.5"	28"	21"
Seat Width Rear:	20"	27.5"	13"	18.5"	21"
Seat Depth:	18"	18"	18"	18"	18"
Seat Height:	18"	18"	18"	18"	18"
Back Height:	35"	35"	35"	35"	35"
Overall Width:	20"	27.5"	27.5"	28"	28"
Overall Depth:	28"	28"	28"	28"	28"
Qty./Wt.:	1 ea./50 lbs.	1 ea./45 lbs.	1 ea./65 lbs.	1 ea./65 lbs.	1 ea./75 lbs.



SINGLE UNIT


MODEL / DESCRIPTION / LIST PRICING



3650 Single Straight Unit

COM Yardage: Total: 3.25 Yds. / Back: 2 Yds. / Seat: 1.25 Yd / Base: 1.25 Yds.


COM	GR1	GR2	GR3	GR4	GR5	GR6	GR7	GR8	GR9	GR10	LEA
\$1090	\$1145	\$1167	\$1191	\$1238	\$1288	\$1339	\$1393	\$1449	\$1507	\$1567	\$1744



3655 30° Inside Unit

COM Yardage: Total: 4 Yds. / Back: 2 Yds. / Seat: 1.25 Yd / Base: 1 Yd.


COM	GR1	GR2	GR3	GR4	GR5	GR6	GR7	GR8	GR9	GR10	LEA
\$1290	\$1380	\$1436	\$1493	\$1553	\$1615	\$1679	\$1747	\$1816	\$1889	\$1965	\$2322



3660 30° Outside Unit

COM Yardage: Total: 4 Yds. / Back: 2 Yds. / Seat: 1.25 Yd / Base: 1 Yd.


COM	GR1	GR2	GR3	GR4	GR5	GR6	GR7	GR8	GR9	GR10	LEA
\$1420	\$1519	\$1580	\$1643	\$1709	\$1777	\$1849	\$1923	\$1999	\$2079	\$2163	\$2556



3659 20° Outside Unit

COM Yardage: Total: 4 Yds. / Back: 2 Yds. / Seat: 1.25 Yardx / Base: 1 Yd.

COM	GR1	GR2	GR3	GR4	GR5	GR6	GR7	GR8	GR9	GR10	LEA
\$1420	\$1519	\$1580	\$1643	\$1709	\$1777	\$1849	\$1923	\$1999	\$2079	\$2163	\$2556



3658 Corner Unit

COM Yardage: Total: 6.25 Yds. / Back: 3.75 Yds. / Seat: 1.5 Yd / Base: 1.25 Yd.

COM	GR1	GR2	GR3	GR4	GR5	GR6	GR7	GR8	GR9	GR10	LEA
\$1649	\$1764	\$1835	\$1908	\$1985	\$2064	\$2147	\$2233	\$2322	\$2415	\$2511	\$2968

OPTIONS

Add upcharge to list price and code to model number

FR	CA133 Fire Retardant per yard	\$90/yd
MB	Moisture Barrier - per seat	\$125
2FO	Two Fabric Option	-
GD	Ganging Brackets - per pair	\$65
WOD	Solid Maple Wood Legs - set of four, stained	\$96
TABF-(L)	Fixed Tablet (specify blade or outside(L/R), shape A, B or C)	\$370
SST	Solid Surface Tablet Arm - add to tablet option	\$125

FRU	Field Replaceable Upholstery Cover	\$325
E2S	Electrical Option (S.S.) - 2 AC Plugs	\$395
E2B	Electrical Option (Black) - 2 AC Plugs	\$360
E1S	RJ45 Data Option (S.S.) - 1 AC Plug + 1 RJ45 Plug	\$415
E1B	RJ45 Data Option (Black) - 1 AC Plug + 1 RJ45 Plug	\$380
COVP	Cove Electrical (Black or Silver) - 2 AC Plugs	\$325
COVU	Cove Electrical (Black or Silver) - 2 AC Plugs + 2 USB	\$425

DIMENSIONS	Straight	30° Inside	30° Outside	20° Outside	Corner Unit
Seat Width Front:	20"	13"	27.5"	28"	21"
Seat Width Rear:	20"	27.5"	13"	18.5"	21"
Seat Depth:	18"	18"	18"	18"	18"
Seat Height:	18"	18"	18"	18"	18"
Back Height:	35"	35"	35"	35"	35"
Overall Width:	20"	27.5"	27.5"	28"	28"
Overall Depth:	28"	28"	28"	28"	28"
Qty./Wt.:	1 ea./50 lbs.	1 ea./45 lbs.	1 ea./65 lbs.	1 ea./65 lbs.	1 ea./75 lbs.



CORNER UNIT PLINTH BASE

MODEL / DESCRIPTION / LIST PRICING

	3650P Single Straight Unit	COM Yardage: Total: 3.25 Yds. / Back: 2 Yds. / Seat: 1.25 Yd / Base: 1.25 Yds.										
	COM	GR1	GR2	GR3	GR4	GR5	GR6	GR7	GR8	GR9	GR10	LEA
	\$1390	\$1487	\$1547	\$1609	\$1673	\$1740	\$1810	\$1882	\$1957	\$2035	\$2117	\$2502
	3655P 30° Inside Unit	COM Yardage: Total: 4 Yds. / Back: 2 Yds. / Seat: 1.25 Yd / Base: 1 Yd.										
	COM	GR1	GR2	GR3	GR4	GR5	GR6	GR7	GR8	GR9	GR10	LEA
	\$1590	\$1701	\$1769	\$1840	\$1914	\$1990	\$2070	\$2153	\$2239	\$2328	\$2421	\$2862
	3660P 30° Outside Unit	COM Yardage: Total: 4 Yds. / Back: 2 Yds. / Seat: 1.25 Yd / Base: 1 Yd.										
	COM	GR1	GR2	GR3	GR4	GR5	GR6	GR7	GR8	GR9	GR10	LEA
	\$1720	\$1840	\$1914	\$1991	\$2070	\$2153	\$2239	\$2329	\$2422	\$2519	\$2619	\$3096
	3659P 20° Outside Unit	COM Yardage: Total: 4 Yds. / Back: 2 Yds. / Seat: 1.25 Yd / Base: 1 Yd.										
	COM	GR1	GR2	GR3	GR4	GR5	GR6	GR7	GR8	GR9	GR10	LEA
	\$1720	\$1840	\$1914	\$1991	\$2070	\$2153	\$2239	\$2329	\$2422	\$2519	\$2619	\$3096
	3658P Corner Unit	COM Yardage: Total: 6.25 Yds. / Back: 3.75 Yds. / Seat: 1.5 Yd / Base: 1.25 Yd.										
	COM	GR1	GR2	GR3	GR4	GR5	GR6	GR7	GR8	GR9	GR10	LEA
	\$1949	\$2085	\$2169	\$2256	\$2346	\$2440	\$2537	\$2639	\$2744	\$2854	\$2968	\$3508

OPTIONS

Add upcharge to list price and code to model number

FR	CA133 Fire Retardant per yard	\$90/yd
MB	Moisture Barrier - per seat	\$125
2FO	Two Fabric Option	-
GD	Ganging Brackets - per pair	\$65
WOD	Solid Maple Wood Legs - set of four, stained	\$96
TABF-()	Fixed Tablet (specify blade or outside(L/R), shape A, B or C)	\$370
SST	Solid Surface Tablet Arm - add to tablet option	\$125

FRU	Field Replaceable Upholstery Cover	\$325
E2S	Electrical Option (S.S.) - 2 AC Plugs	\$395
E2B	Electrical Option (Black) - 2 AC Plugs	\$360
E1S	RJ45 Data Option (S.S.) - 1 AC Plug + 1 RJ45 Plug	\$415
E1B	RJ45 Data Option (Black) - 1 AC Plug + 1 RJ45 Plug	\$380
COVP	Cove Electrical (Black or Silver) - 2 AC Plugs	\$325
COVU	Cove Electrical (Black or Silver) - 2 AC Plugs + 2 USB	\$425

DIMENSIONS	End Unit	Single Seat Unit	Bariatric Unit	Ottoman
Seat Width:	56"	24"	30"	22"
Seat Depth:	28"	20"	20"	22"
Seat Height:	18"	18"	18"	17.5"
Back Height:	-	35"	35"	-
Overall Width:	56"	24"	30"	22"
Overall Depth:	8"	28"	28"	22"
Qty./Wt.:	1 ea./84 lbs.	1 ea./60 lbs.	1 ea./70 lbs.	1 ea./25 lbs.

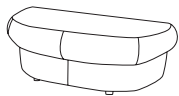


KATE HALF ROUND END UNIT



OTTOMAN


MODEL / DESCRIPTION / LIST PRICING



3690 Half Round End Unit

COM Yardage: Total: 4.5 Yds. / Seat: 2 Yds. / Base: 2 Yds.


COM	GR1	GR2	GR3	GR4	GR5	GR6	GR7	GR8	GR9	GR10	LEA
\$2197	\$2351	\$2445	\$2543	\$2644	\$2750	\$2860	\$2974	\$3093	\$3217	\$3346	\$3955



3652 24" Single Straight Unit

COM Yardage: Total: 4.25 Yds. / Back: 2 Yds. / Seat: 1.25 Yds. / Base: 1.25 Yards

COM	GR1	GR2	GR3	GR4	GR5	GR6	GR7	GR8	GR9	GR10	LEA
\$1165	\$1223	\$1248	\$1273	\$1324	\$1377	\$1432	\$1489	\$1548	\$1610	\$1675	\$1864



3652BAR Bariatric Straight Unit

COM Yardage: Total: 4.25 Yds. / Back: 2 Yds. / Seat: 1.25 Yds. / Base: 1.25 Yds.

COM	GR1	GR2	GR3	GR4	GR5	GR6	GR7	GR8	GR9	GR10	LEA
\$1295	\$1386	\$1441	\$1499	\$1559	\$1621	\$1686	\$1753	\$1823	\$1896	\$1972	\$2331



3657 Ottoman

COM Yardage: Total: 1.75 Yds. / Seat: 1 Yd. / Base: 1 Yd.

COM	GR1	GR2	GR3	GR4	GR5	GR6	GR7	GR8	GR9	GR10	LEA
\$909	\$954	\$1029	\$1053	\$1105	\$1161	\$1230	\$1304	\$1382	\$1465	\$1553	\$1718

OPTIONS

Add upcharge to list price and code to model number

FR	CA133 Fire Retardant per yard	\$90/yd
MB	Moisture Barrier - per seat	\$125
2FO	Two Fabric Option	-
GD	Ganging Brackets - per pair	\$65
WOD	Solid Maple Wood Legs - set of four, stained	\$96
TABF(-)	Fixed Tablet (specify blade or outside(L/R), shape A, B or C)	\$370
SST	Solid Surface Tablet Arm - add to tablet option	\$125

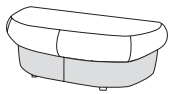
FRU	Field Replaceable Upholstery Cover	\$325
E2S	Electrical Option (S.S.) - 2 AC Plugs	\$395
E2B	Electrical Option (Black) - 2 AC Plugs	\$360
E1S	RJ45 Data Option (S.S.) - 1 AC Plug + 1 RJ45 Plug	\$415
E1B	RJ45 Data Option (Black) - 1 AC Plug + 1 RJ45 Plug	\$380
COVP	Cove Electrical (Black or Silver) - 2 AC Plugs	\$325
COVU	Cove Electrical (Black or Silver) - 2 AC Plugs + 2 USB	\$425

DIMENSIONS	End Unit	Single Seat Unit	Bariatric Unit	Ottoman
Seat Width:	56"	24"	30"	22"
Seat Depth:	28"	20"	20"	22"
Seat Height:	18"	18"	18"	17.5"
Back Height:	-	35"	35"	-
Overall Width:	56"	24"	30"	22"
Overall Depth:	8"	28"	28"	22"
Qty./Wt.:	1 ea./84 lbs.	1 ea./60 lbs.	1 ea./70 lbs.	1 ea./25 lbs.



24" STRAIGHT UNIT


MODEL / DESCRIPTION / LIST PRICING



3690P Half Round End Unit

COM Yardage: Total: 4.5 Yds. / Seat: 2 Yds. / Base: 2 Yds.


COM	GR1	GR2	GR3	GR4	GR5	GR6	GR7	GR8	GR9	GR10	LEA
\$2498	\$2673	\$2780	\$2891	\$3007	\$3127	\$3252	\$3382	\$3517	\$3658	\$3804	\$4496



3652P 24" Single Straight Unit

COM Yardage: Total: 4.25 Yds. / Back: 2 Yds. / Seat: 1.25 Yds. / Base: 1.25 Yards

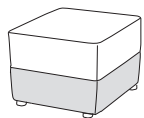
COM	GR1	GR2	GR3	GR4	GR5	GR6	GR7	GR8	GR9	GR10	LEA
\$1465	\$1568	\$1630	\$1695	\$1763	\$1834	\$1907	\$1983	\$2063	\$2145	\$2231	\$2637



3652PBAR Bariatric Straight Unit

COM Yardage: Total: 4.25 Yds. / Back: 2 Yds. / Seat: 1.25 Yds. / Base: 1.25 Yds.

COM	GR1	GR2	GR3	GR4	GR5	GR6	GR7	GR8	GR9	GR10	LEA
\$1365	\$1461	\$1519	\$1580	\$1643	\$1709	\$1777	\$1848	\$1922	\$1999	\$2079	\$2457



3657P Ottoman

COM Yardage: Total: 1.75 Yds. / Seat: 1 Yd. / Base: 1 Yd.

COM	GR1	GR2	GR3	GR4	GR5	GR6	GR7	GR8	GR9	GR10	LEA
\$1184	\$1267	\$1318	\$1370	\$1425	\$1482	\$1541	\$1603	\$1667	\$1734	\$1803	\$2131

OPTIONS

Add upcharge to list price and code to model number

FR	CA133 Fire Retardant per yard	\$90/yd
MB	Moisture Barrier - per seat	\$125
2FO	Two Fabric Option	-
GD	Ganging Brackets - per pair	\$65
WOD	Solid Maple Wood Legs - set of four, stained	\$96
TABF(-)	Fixed Tablet (specify blade or outside(L/R), shape A, B or C)	\$370
SST	Solid Surface Tablet Arm - add to tablet option	\$125

FRU	Field Replaceable Upholstery Cover	\$325
E2S	Electrical Option (S.S.) - 2 AC Plugs	\$395
E2B	Electrical Option (Black) - 2 AC Plugs	\$360
E1S	RJ45 Data Option (S.S.) - 1 AC Plug + 1 RJ45 Plug	\$415
E1B	RJ45 Data Option (Black) - 1 AC Plug + 1 RJ45 Plug	\$380
COVP	Cove Electrical (Black or Silver) - 2 AC Plugs	\$325
COVU	Cove Electrical (Black or Silver) - 2 AC Plugs + 2 USB	\$425

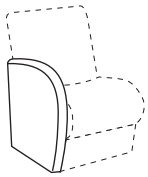
DIMENSIONS	Straight Arm	With Armcap	Inside Arm
Overall Height:	26"	26.5"	26"
Width:	3"	3"	2.5"
Overall Depth:	26"	26"	20"
Qty./Wt.:	1 ea./12 lbs.	1 ea./2 lbs.	1 ea./6 lbs.



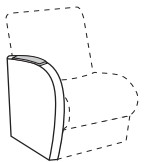
THREE 30" BARIATRIC UNITS, TWO WITH ARMS WITH WOOD ARM CAPS, CENTER UNIT WITHOUT ARMS

NOTE: Left or Right Arm is determined when seated on product. Arms are factory installed.

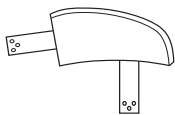
MODEL / DESCRIPTION / LIST PRICING



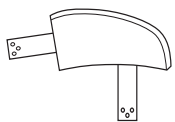
3664LST Left Outside Arm												COM Yardage: 2 Yds.
3664RST Right Outside Arm												
COM	GR1	GR2	GR3	GR4	GR5	GR6	GR7	GR8	GR9	GR10	LEA	
\$439	\$460	\$484	\$507	\$533	\$559	\$594	\$629	\$666	\$707	\$749	\$828	



3664W/LST Left Outside Arm with Wood Arm Cap												COM Yardage: 2 Yds.
3664W/RST Right Outside Arm with Wood Arm Cap												
COM	GR1	GR2	GR3	GR4	GR5	GR6	GR7	GR8	GR9	GR10	LEA	
\$546	\$574	\$603	\$657	\$689	\$723	\$767	\$813	\$862	\$914	\$969	\$1033	



3662 Inside Arm												COM Yardage: 1 Yd.
COM	GR1	GR2	GR3	GR4	GR5	GR6	GR7	GR8	GR9	GR10	LEA	
\$460	\$483	\$507	\$532	\$559	\$587	\$622	\$660	\$700	\$741	\$786	\$869	



3662W Inside Arm with Wood Arm Cap												COM Yardage: 1 Yd.
COM	GR1	GR2	GR3	GR4	GR5	GR6	GR7	GR8	GR9	GR10	LEA	
\$569	\$587	\$616	\$648	\$680	\$713	\$756	\$801	\$850	\$901	\$955	\$1057	

OPTIONS

Add upcharge to list price and code to model number

FR	CA133 Fire Retardant per yard	\$90/yd
MB	Moisture Barrier - per seat	\$125
2FO	Two Fabric Option	-
GD	Ganging Brackets - per pair	\$65
WOD	Solid Maple Wood Legs - set of four, stained	\$96
TABF(-)	Fixed Tablet (specify blade or outside(L/R), shape A, B or C)	\$370
SST	Solid Surface Tablet Arm - add to tablet option	\$125

FRU	Field Replaceable Upholstery Cover	\$325
E2S	Electrical Option (S.S.) - 2 AC Plugs	\$395
E2B	Electrical Option (Black) - 2 AC Plugs	\$360
E1S	RJ45 Data Option (S.S.) - 1 AC Plug + 1 RJ45 Plug	\$415
E1B	RJ45 Data Option (Black) - 1 AC Plug + 1 RJ45 Plug	\$380
COVP	Cove Electrical (Black or Silver) - 2 AC Plugs	\$325
COVU	Cove Electrical (Black or Silver) - 2 AC Plugs + 2 USB	\$425



Kate with laminate plinth base, replaces upholstered bottom with laminate instead of fabric.

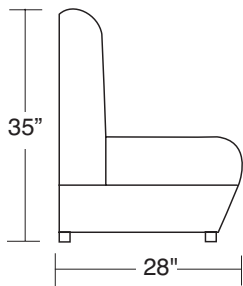


Four straight modules with laminate plinth base and a Cube wall table.

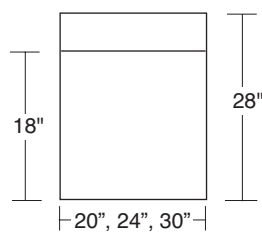


Two Kate Half Round End Units with four back to back units and outside arms

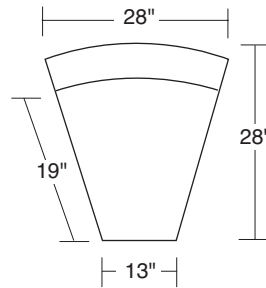
KATE LOUNGE MODULE DIMENSIONS



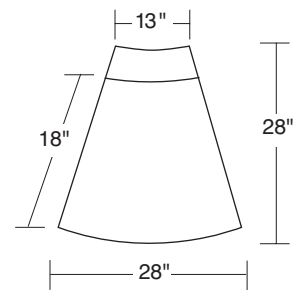
MODEL 3650
PROFILE VIEW



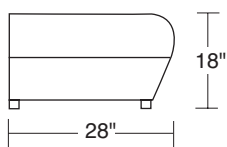
STRAIGHT MODULE



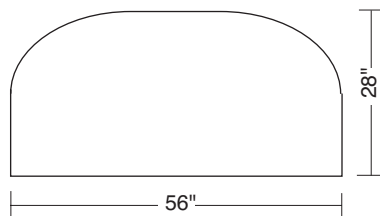
MODEL 3655
30° INSIDE MODULE



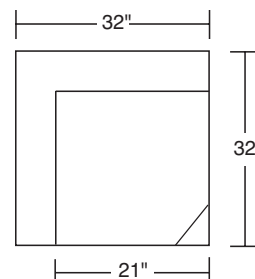
MODEL 3660
30° OUTSIDE MODULE



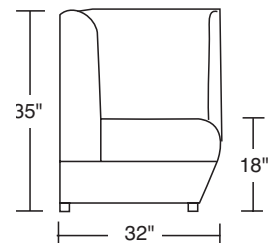
HALF ROUND PROFILE VIEW



HALF ROUND END UNIT



CORNER MODULE
MODEL 3558



CORNER MODULE
PROFILE VIEW

DIMENSIONS	On-Line Table	90° Inside	90° Outside	30° Inside	30° Outside
Table Height:	15"	15"	15"	15"	15"
Table Width Front:	20"	25"	24.5"	12"	25"
Table Width Back:	20"	25"	24.5"	25"	12"
Table Depth:	24.5"	25"	24.5"	25.5"	24.5"
Overall Width:	20"	25"	20"	20"	20"
Overall Depth:	25"	25"	24.5"	25.5"	25.5"
Qty./Wt.:	2 ea./40 lbs.	1 ea./44 lbs.	1 ea./36 lbs.	1 ea./40 lbs.	1 ea./40 lbs.



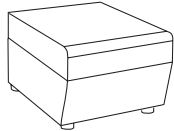
90° CORNER TABLE



30° INSIDE TABLE

See the coordinating Cube Plus square and round recessed-base tables in the Occasional Tables section of this book.

MODEL / DESCRIPTION / LIST PRICING



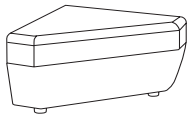
3674 On-Line Table - Upholstered Base/Laminate Top/Bullnose Wood Inlay on Edge COM Yardage: 1.5 Yds.

COM	GR1	GR2	GR3	GR4	GR5	GR6	GR7	GR8	GR9	GR10	LEA
\$1265	\$1327	\$1393	\$1461	\$1536	\$1613	\$1710	\$1813	\$1922	\$2037	\$2160	\$2389



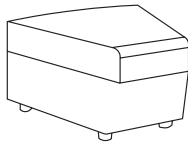
3684 90° Inside Corner Table - Upholstered Base/Laminate Top/Bullnose Wood Inlay on Corner COM Yardage: 2 Yds.

COM	GR1	GR2	GR3	GR4	GR5	GR6	GR7	GR8	GR9	GR10	LEA
\$1540	\$1648	\$1714	\$1782	\$1854	\$1928	\$2005	\$2085	\$2168	\$2255	\$2345	\$2772



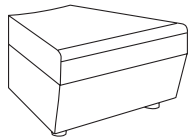
3675 90° Outside Corner Table - Upholstered Base/Laminate Top/Bullnose Wood Inlay on Edge COM Yardage: 1.5 Yds.

COM	GR1	GR2	GR3	GR4	GR5	GR6	GR7	GR8	GR9	GR10	LEA
\$1498	\$1573	\$1651	\$1733	\$1820	\$1911	\$2026	\$2148	\$2277	\$2413	\$2588	\$2831



3676 30° Inside Table - Upholstered Base/Laminate Top/Bullnose Wood Inlay on Edge COM Yardage: 1.5 Yds.

COM	GR1	GR2	GR3	GR4	GR5	GR6	GR7	GR8	GR9	GR10	LEA
\$1476	\$1549	\$1628	\$1709	\$1794	\$1883	\$1996	\$2116	\$2242	\$2378	\$2520	\$2789



3677 30° Outside Table - Upholstered Base/Laminate Top/Bullnose Wood Inlay on Edge COM Yardage: 1.5 Yds.

COM	GR1	GR2	GR3	GR4	GR5	GR6	GR7	GR8	GR9	GR10	LEA
\$1476	\$1549	\$1628	\$1709	\$1794	\$1883	\$1996	\$2116	\$2242	\$2378	\$2520	\$2789

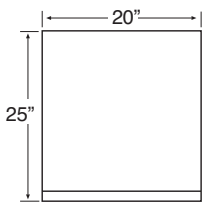
OPTIONS

Add upcharge to list price and code to model number

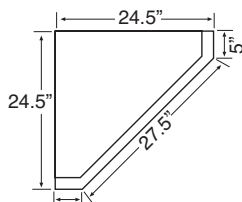
FR	CA133 Fire Retardant per yard	\$90/yd
2FO	Two Fabric Option	-
GD	Ganging Brackets - per pair	\$65
WOD	Solid Maple Wood Legs - set of four, stained	\$96
E2S	Electrical Option (S.S.) - 2 AC Plugs	\$395

E2B	Electrical Option (Black) - 2 AC Plugs	\$360
E1S	RJ45 Data Option (S.S.) - 1 AC Plug + 1 RJ45 Plug	\$415
E1B	RJ45 Data Option (Black) - 1 AC Plug + 1 RJ45 Plug	\$380
COVP	Cove Electrical (Black or Silver) - 2 AC Plugs	\$325
COVU	Cove Electrical (Black or Silver) - 2 AC Plugs + 2 USB	\$425

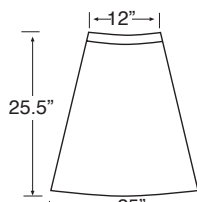
KATE ONLINE TABLE DIMENSIONS



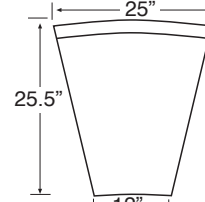
ON-LINE STRAIGHT TABLE



90° CORNER TABLE

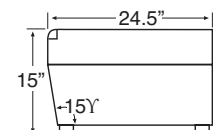


30° INSIDE WEDGE TABLE



30° OUTSIDE WEDGE TABLE

Drawings Not To Scale.



ONLINE TABLES PROFILE

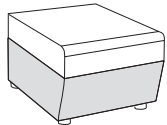
DIMENSIONS	On-Line Table	90° Inside	90° Outside	30° Inside	30° Outside
Table Height:	15"	15"	15"	15"	15"
Table Width Front:	20"	25"	24.5"	12"	25"
Table Width Back:	20"	25"	24.5"	25"	12"
Table Depth:	24.5"	25"	24.5"	25.5"	24.5"
Overall Width:	20"	25"	20"	20"	20"
Overall Depth:	25"	25"	24.5"	25.5"	25.5"
Qty./Wt.:	2 ea./40 lbs.	1 ea./44 lbs.	1 ea./36 lbs.	1 ea./40 lbs.	1 ea./40 lbs.



90° OUTSIDE CORNER TABLE PLINTH BASE

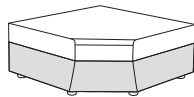
See the coordinating Cube Plus square and round recessed-base tables in the Occasional Tables section of this book.

MODEL / DESCRIPTION / LIST PRICING



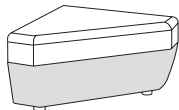
3674P On-Line Table - Plinth Base/Laminate Top/Bullnose Wood Inlay on Edge COM Yardage: 1.5 Yds.

COM	GR1	GR2	GR3	GR4	GR5	GR6	GR7	GR8	GR9	GR10	LEA
\$1410	\$1509	\$1569	\$1632	\$1697	\$1765	\$1836	\$1909	\$1985	\$2065	\$2147	\$2538



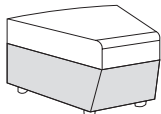
3684P 90° Inside Corner Table - Plinth Base/Laminate Top/Bullnose Wood Inlay on Corner COM Yardage: 2 Yds.

COM	GR1	GR2	GR3	GR4	GR5	GR6	GR7	GR8	GR9	GR10	LEA
\$1690	\$1808	\$1881	\$1956	\$2034	\$2115	\$2200	\$2288	\$2380	\$2475	\$2574	\$3042



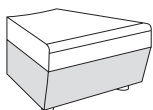
3675P 90° Outside Corner Table - Plinth Base/Laminate Top/Bullnose Wood Inlay on Edge COM Yardage: 1.5 Yds.

COM	GR1	GR2	GR3	GR4	GR5	GR6	GR7	GR8	GR9	GR10	LEA
\$1690	\$1808	\$1881	\$1956	\$2034	\$2115	\$2200	\$2288	\$2380	\$2475	\$2574	\$3042



3676P 30° Inside Table - Plinth Base/Laminate Top/Bullnose Wood Inlay on Edge COM Yardage: 1.5 Yds.

COM	GR1	GR2	GR3	GR4	GR5	GR6	GR7	GR8	GR9	GR10	LEA
\$1648	\$1763	\$1834	\$1907	\$1984	\$2063	\$2145	\$2231	\$2320	\$2413	\$2510	\$2966



3677P 30° Outside Table - Plinth Base/Laminate Top/Bullnose Wood Inlay on Edge COM Yardage: 1.5 Yds.

COM	GR1	GR2	GR3	GR4	GR5	GR6	GR7	GR8	GR9	GR10	LEA
\$1648	\$1763	\$1834	\$1907	\$1984	\$2063	\$2145	\$2231	\$2320	\$2413	\$2510	\$2966

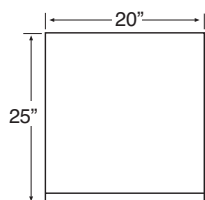
OPTIONS

Add upcharge to list price and code to model number

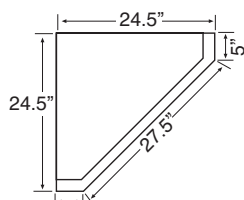
FR	CA133 Fire Retardant per yard	\$90/yd
2FO	Two Fabric Option	-
GD	Ganging Brackets - per pair	\$65
WOD	Solid Maple Wood Legs - set of four, stained	\$96
E2S	Electrical Option (S.S.) - 2 AC Plugs	\$395

E2B	Electrical Option (Black) - 2 AC Plugs	\$360
E1S	RJ45 Data Option (S.S.) - 1 AC Plug + 1 RJ45 Plug	\$415
E1B	RJ45 Data Option (Black) - 1 AC Plug + 1 RJ45 Plug	\$380
COVP	Cove Electrical (Black or Silver) - 2 AC Plugs	\$325
COVU	Cove Electrical (Black or Silver) - 2 AC Plugs + 2 USB	\$425

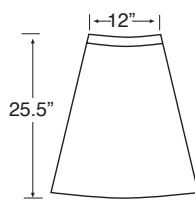
KATE ONLINE TABLE DIMENSIONS



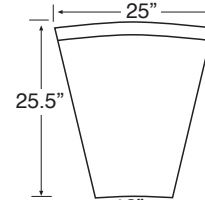
ON-LINE STRAIGHT TABLE



90° CORNER TABLE

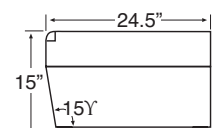


30° INSIDE WEDGE TABLE



30° OUTSIDE WEDGE TABLE


Drawings Not To Scale.



ONLINE TABLES PROFILE

MALIBU MODULAR TABLE OF CONTENTS

Specifications. 303
 Sample Configuration And Pricing 305
 Straight Modules. 307
 Inside Curve Modules. 308
 Outside Curve Modules 309
 Corner Modules 310
 Online Benches 311
 Online Benches W/ Tables. 312
 Inside Curve Backless Modules 313
 Outside Curve Backless Modules 314
 Arm Choices 315
 Privacy Panel Introduction 317
 Straight Privacy Panels Upholstered 318
 Straight Laminate Panels Laminate And Acrylic 319
 "A" Shape Privacy Panels Upholstered 320
 "A" Shape Privacy Panels Laminate And Acrylic. . . . 321
 "L" Shape Privacy Panels Upholstered. 322
 "L" Shape Privacy Panels Laminate And Acrylic. . . . 323
 Inside Curve Privacy Panels Upholstered 324
 Outside Curve Privacy Panels Upholstered. 325
 Panel Shelving Specifications 326
 Shelving Pricing 327
 Malibu Configuration Renderings 328



"L" Shape configuration with straight privacy panels and Duncan occasional tables

MALIBU MODULAR COLLECTION

The Malibu modular lounge series - where design meets comfort. Featuring a modern look for higher education or any public spaces that require long duration seating comfort with greater width and depth.



MALIBU SINGLE SEAT LOUNGE



CORNER UNIT LOUNGE



MALIBU 60° CURVE



MALIBU 30° CURVE

ORDERING INFORMATION

- | | |
|----------------------------|-------------------------------|
| 1) Series Name | 5) Powder Coat Color for legs |
| 2) Model Number | 6) Optional Items |
| 3) Quantity | |
| 4) Fabric Grade and Number | |

MALIBU MODULAR LOUNGE SPECIFICATIONS

Frame

Frame assembly is constructed of multi-ply hardwood, with tongue and groove construction. Seat foam is bonded to all sides of hardwood frame. Seat cushions are 4" graded, high resiliency (H.R.) block foam with seat back 3" H.R. foam, covered entirely with special bonded polyester fiber to protect final upholstery. No sag-springs are installed in seat & back along with interlocking helicoil springs to prevent sagging and provide additional lower back and seat support.

Upholstery

Malibu modular lounge is fully upholstered in your choice of fabric, vinyl, crypton, leather or Customers Own Material. ERG uses only water based glues and adhesives in all our upholstery process.

Legs

Tapered-triangular legs are formed and welded steel 8.5" tall. Legs are sandblasted prior to final powder coating in your choice of standard powder coat colors. Legs have a factory installed steel glide.

COLORS / FINISHES

Legs

Standard powder coat colors or optional polished chrome available.

OPTIONS

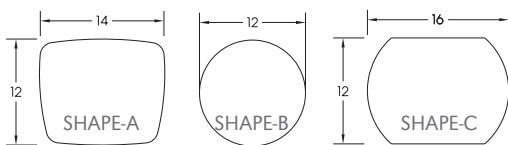
- CODE: FR - CA133 Fire Retardant.
- CODE: MB - Moisture Barrier.
- CODE: E2S - Electrical (Stainless Steel) - 2 AC Plugs.
- CODE: E2B - Electrical (Black) - 2 AC Plugs.
- CODE: E1S - Electrical/Data (Stainless Steel) - 1 AC Plug, 1 RJ45 Plug.
- CODE: E1B - Electrical/Data (Black) - 1 AC Plug, 1 RJ45 Plug.
- CODE: PC - Polished Chrome Legs.
- CODE: 2FO - Two Fabric Option. When seat and base are upholstered in 2 different fabrics of your choice.
- CODE: GD - Ganging Brackets (Necessary when ganging two or more modules together).
- CODE: TABF-(_) - Fixed Laminate Tablet - outside or between two modular units (specify tablet shape A, B or C)
- CODE: SST - Solid Surface Tablet Arm
- CODE: COVP - Cove Electrical (Black or Silver) - 2 AC Plugs
- CODE: COVU - Cove Electrical (Black or Silver) - 2 AC Plugs + 2 USB

TABLET SHAPES

Choose from 3 Tablet Shapes::

Tablets for all modular series are available in 3 shapes, choose from the three shapes shown and specify; A, B or C and left or right (outside tablet) when ordering. Example: TABF-(A) Left - this would be a fixed shape A tablet on the left side (when seated).

Optional Solid Surface available.



UPHOLSTERED ARMS



TWO FABRICS



BLADE TABLE IN LAMINATE OR OPTIONAL SOLID SURFACE



ELECTRICAL/DATA

MALIBU MODULAR CONFIGURATIONS ARE ENDLESS!

Customized to your own space.

Unlimited Choices

- Lounges
- Lounge Arms (straight, slope, quad)
- Straight Modules
- Inside Curve Modules
- Outside Curve Modules
- Corner Modules
(2 choices - curve or straight)
- Online Benches
- Online Benches w/ table
- Inside Curve Backless Modules
- Outside Curve Backless Modules
- Free Standing Benches
- Free Standing Benches w/ tables
- Upholstered Ottoman - Round
- Upholstered Ottoman - Square
- Occasional Tables
- Arm Choices
- Straight Privacy Panel Choices
(Inside & Outside Curve Privacy Panels)
- Custom Height Bar Shelving



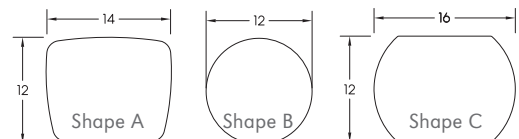
TABLET SHAPES

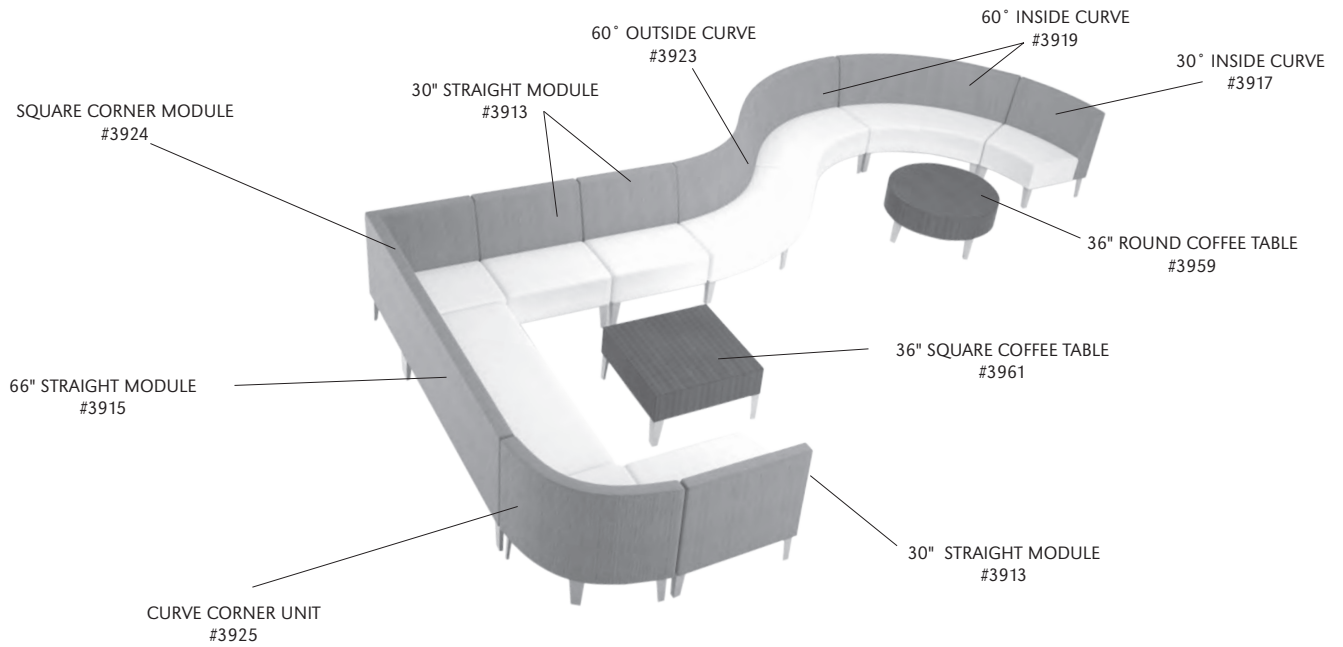
Choose from 3 Tablet Shapes::

Tablets for all modular series are available in 3 shapes, choose from the three shapes shown and specify; A, B or C and left or right (outside tablet) when ordering. Example: TABF-(A) Left - this would be a fixed shape A tablet on the left side (when seated). Optional Solid Surface available.

Note:

- Tablet orders of 6 or less - choice of 3 standard laminate colors: black, white and silver.
- Tablet orders of 6 or more - any choice standard laminate colors.



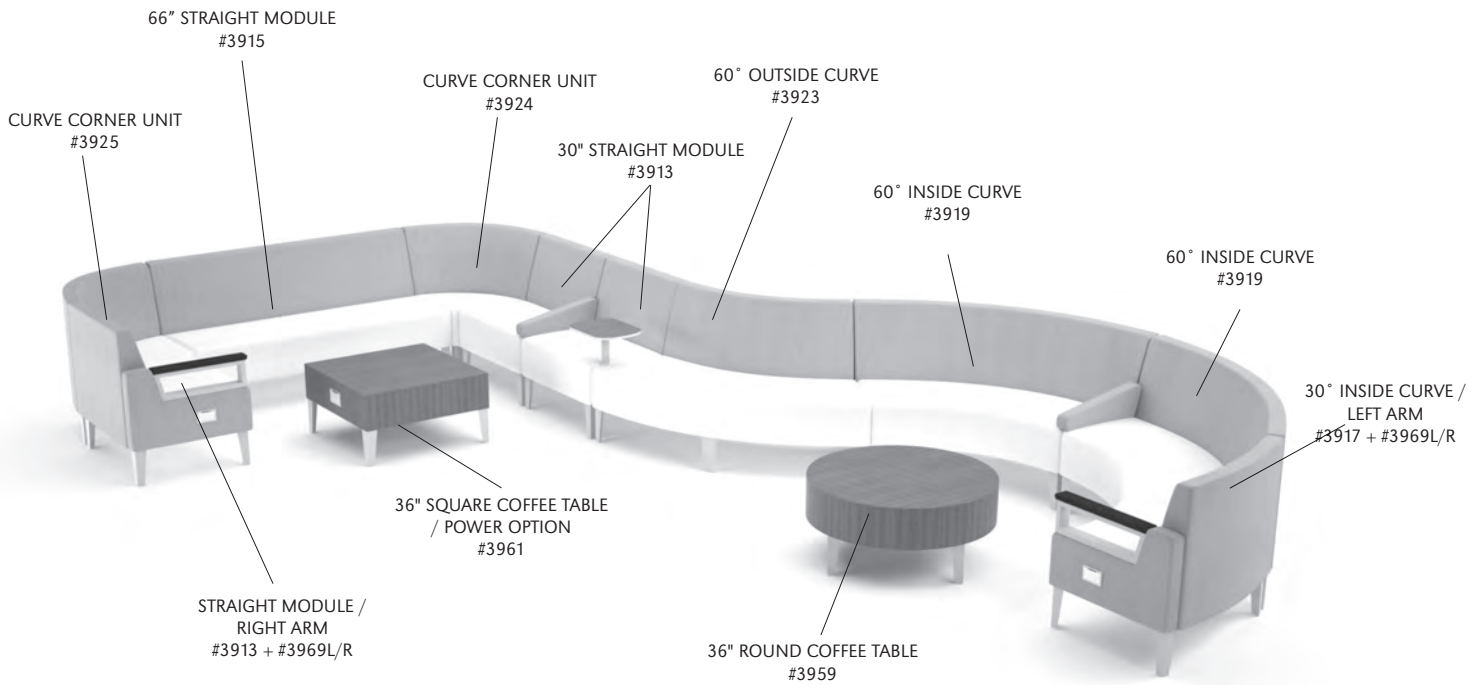


Straight and Curve Configuration Includes:

- 02 - 3913 Straight Module
- 01 - 3925 Curve Corner Unit
- 01 - 3915 66" Straight Module
- 01 - 3924 Square Corner Module
- 01 - 3915 66" Straight Module
- 01 - 3924 Curve Corner Unit
- 02 - 3913 30" Straight Module
- 01 - 3923 60° Outside Curve Module
- 02 - 3919 Inside Curve Module
- 01 - 3917 30° Inside Curve Module
- 01 - 3959 36" Round Coffee Table
- 01 - 3961 36" Square Coffee Table
- 10 - GD Ganging Brackets

Pricing (COM):

\$2324
\$1564
\$2324
\$2087
\$1925
\$1675
\$2324
\$2087
\$2037
\$1080
\$1420
\$1445
\$520
<hr/>
\$22812 list



Straight and Curve Configuration Includes:

01 - 3917 30° Inside Curve Module	\$1080
01 - 3969L/R Left Arm	\$315
01 - 3969L/R Right Arm	\$315
01 - 3913 Straight Module / Right Arm	\$1162
01 - 3925 Curve Corner Unit	\$1564
01 - 3915 66" Straight Module	\$1925
01 - 3924 Curve Corner Unit	\$1675
02 - 3913 30" Straight Module	\$2324
01 - 3923 60° Outside Curve Module	\$2087
02 - 3919 Inside Curve Module	\$2037
01 - 3961 36" Square Coffee Table	\$1445
01 - 3959 36" Round Coffee Table	\$1420
09 - Ganging Brackets	\$468
03 - E2B Electrical Option	\$1185
01 - TABF-(A) Fixed Tablet	\$370
02 - 3971C Slope Center Arm	\$492

Pricing (COM):

\$19864 list

DIMENSIONS	22" Straight	30" Straight	44" Straight	66" Straight
Seat Depth:	20"	20"	20"	20"
Seat Height:	18"	18"	18"	18"
Overall Depth:	27"	27"	27"	27"
Overall Width:	22"	30"	44"	66"
Overall Height:	33"	33"	33"	33"
Qty./Wt.:	1 ea./57 lbs.	1 ea./112 lbs.	1 ea./145 lbs.	1 ea./155 lbs.



TWO STRAIGHT UNITS
BLADE TABLET ARM

Note:

- Tablet orders of 6 or less - choice of 3 standard laminate colors: black, white and silver.
- Tablet orders of 6 or more - any choice standard laminate colors.

MODEL / DESCRIPTION / LIST PRICING



3912 22" Straight Module

COM Yardage: Total: 3 Yds. / Back: 1.75 Yds. / Seat: 1.25 Yds.


COM	GR1	GR2	GR3	GR4	GR5	GR6	GR7	GR8	GR9	GR10	LEA
\$997	\$1067	\$1137	\$1217	\$1287	\$1367	\$1447	\$1527	\$1607	\$1687	\$1767	\$1882



3913 30" Straight Module

COM Yardage: Total: 3.75 Yds. / Back: 2 Yds. / Seat: 1.75 Yds.


COM	GR1	GR2	GR3	GR4	GR5	GR6	GR7	GR8	GR9	GR10	LEA
\$1162	\$1247	\$1337	\$1437	\$1527	\$1627	\$1727	\$1827	\$1927	\$2027	\$2147	\$2262



3914 44" Straight Module

COM Yardage: Total: 4.75 Yds. / Back: 2.5 Yds. / Seat: 2.25 Yds.

COM	GR1	GR2	GR3	GR4	GR5	GR6	GR7	GR8	GR9	GR10	LEA
\$1633	\$1753	\$1873	\$1993	\$2113	\$2233	\$2353	\$2473	\$2593	\$2713	\$2833	\$2948



3915 66" Straight Module

COM Yardage: Total: 5.5 Yds. / Back: 4.5 Yds. / Seat: 2.75 Yds.

COM	GR1	GR2	GR3	GR4	GR5	GR6	GR7	GR8	GR9	GR10	LEA
\$1925	\$2045	\$2165	\$2285	\$2405	\$2525	\$2645	\$2765	\$2885	\$3005	\$3125	\$3240

OPTIONS

Add upcharge to list price and code to model number

FR	CA133 Fire Retardant per yard	\$90/yd.
MB	Moisture Barrier - per seat	\$125
E2S	Electrical Option (S.S.) - 2 AC Plugs	\$395
E2B	Electrical Option (Black) - 2 AC Plugs	\$360
E1S	RJ45 Data Option (S.S.) - 1 AC Plug + 1 RJ45 Plug	\$415
E1B	RJ45 Data Option (Black) - 1 AC Plug + 1 RJ45 Plug	\$380
COVP	Cove Electrical (Black or Silver) - 2 AC Plugs	\$325

COVU	Cove Electrical (Black or Silver) - 2 AC Plugs + 2 USB	\$425
PC	Polished Chrome Legs - per leg	\$35
2FO	Two Fabric Option	-
GD	Ganging Brackets	\$52
TABF-(_)	Fixed Tablet (specify blade or outside(L/R), shape A, B or C)	\$370
SST	Solid Surface Tablet Arm - add to tablet option	\$125
WOD	Solid Maple Wood Legs - set of four	\$96

DIMENSIONS	20° Curve Inside	30° Curve Inside	45° Curve Inside	60° Curve Inside
Seat Depth:	20"	20"	20"	20"
Seat Height:	18"	18"	18"	18"
Overall Depth:	27"	29"	31"	32"
Overall Width:	23"	35"	52"	67"
Overall Height:	33"	33"	33"	33"
Qty./Wt.:	1 ea./96 lbs.	1 ea./112 lbs.	1 ea./145 lbs.	1 ea./180 lbs.



INSIDE 45° CURVE UNIT


MODEL / DESCRIPTION / LIST PRICING



3916 Inside 20° Curve Module

COM Yardage: Total: 3.5 Yds. / Back: 2 Yds. / Seat: 1.5 Yds.

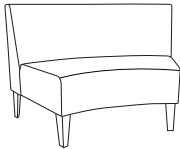
COM	GR1	GR2	GR3	GR4	GR5	GR6	GR7	GR8	GR9	GR10	LEA
\$834	\$904	\$974	\$1054	\$1124	\$1204	\$1284	\$1364	\$1444	\$1524	\$1604	\$1719



3917 Inside 30° Curve Module

COM Yardage: Total: 4 Yds. / Back: 2.25 Yds. / Seat: 1.75 Yds.


COM	GR1	GR2	GR3	GR4	GR5	GR6	GR7	GR8	GR9	GR10	LEA
\$1080	\$1150	\$1220	\$1300	\$1370	\$1450	\$1530	\$1610	\$1690	\$1770	\$1850	\$1965



3918 Inside 45° Curve Module

COM Yardage: Total: 5 Yds. / Back: 2.5 Yds. / Seat: 2.5 Yds.

COM	GR1	GR2	GR3	GR4	GR5	GR6	GR7	GR8	GR9	GR10	LEA
\$1574	\$1674	\$1774	\$1884	\$1984	\$2094	\$2204	\$2314	\$2424	\$2534	\$2644	\$2759



3919 Inside 60° Curve Module

COM Yardage: Total: 6.5 Yds. / Back: 3.5 Yds. / Seat: 3 Yds.

COM	GR1	GR2	GR3	GR4	GR5	GR6	GR7	GR8	GR9	GR10	LEA
\$2037	\$2137	\$2237	\$2347	\$2447	\$2557	\$2667	\$2777	\$2887	\$2997	\$3107	\$3222

OPTIONS

Add upcharge to list price and code to model number

FR	CA133 Fire Retardant per yard	\$90/yd.
MB	Moisture Barrier - per seat	\$125
E2S	Electrical Option (S.S.) - 2 AC Plugs	\$395
E2B	Electrical Option (Black) - 2 AC Plugs	\$360
E1S	RJ45 Data Option (S.S.) - 1 AC Plug + 1 RJ45 Plug	\$415
E1B	RJ45 Data Option (Black) - 1 AC Plug + 1 RJ45 Plug	\$380
COVP	Cove Electrical (Black or Silver) - 2 AC Plugs	\$325

COVU	Cove Electrical (Black or Silver) - 2 AC Plugs + 2 USB	\$425
PC	Polished Chrome Legs - per leg	\$35
2FO	Two Fabric Option	-
GD	Ganging Brackets	\$52
TABF-(_)	Fixed Tablet (specify blade or outside(L/R), shape A, B or C)	\$370
SST	Solid Surface Tablet Arm - add to tablet option	\$125
WOD	Solid Maple Wood Legs - set of four	\$96

DIMENSIONS	20° Curve Outside	30° Curve Outside	45° Curve Outside	60° Curve Outside
Seat Depth:	20"	20"	20"	20"
Seat Height:	18"	18"	18"	18"
Overall Depth:	27"	29"	31"	32"
Overall Width:	23"	35"	52"	67"
Overall Height:	33"	33"	33"	33"
Qty./Wt.:	1 ea./62 lbs.	1 ea./78 lbs.	1 ea./98 lbs.	1 ea./140 lbs.



OUTSIDE 45° CURVE UNIT

MODEL / DESCRIPTION / LIST PRICING



3920 Outside 20° Curve Module

COM Yardage: Total: 3.5 Yds. / Back: 2 Yds. / Seat: 1.5 Yds.

COM	GR1	GR2	GR3	GR4	GR5	GR6	GR7	GR8	GR9	GR10	LEA
\$1128	\$1208	\$1278	\$1358	\$1428	\$1508	\$1588	\$1668	\$1748	\$1828	\$1908	\$2023



3921 Outside 30° Curve Module

COM Yardage: Total: 4 Yds. / Back: 2.25 Yds. / Seat: 1.75 Yds.


COM	GR1	GR2	GR3	GR4	GR5	GR6	GR7	GR8	GR9	GR10	LEA
\$1204	\$1284	\$1354	\$1434	\$1504	\$1584	\$1664	\$1744	\$1824	\$1904	\$1984	\$2099



3922 Outside 45° Curve Module

COM Yardage: Total: 5 Yds. / Back: 2.75 Yds. / Seat: 2.25 Yds.

COM	GR1	GR2	GR3	GR4	GR5	GR6	GR7	GR8	GR9	GR10	LEA
\$1755	\$1855	\$1955	\$2065	\$2165	\$2275	\$2385	\$2495	\$2605	\$2715	\$2825	\$2940



3923 Outside 60° Curve Module

COM Yardage: Total: 7.5 Yds. / Back: 4 Yds. / Seat: 3.5 Yds.

COM	GR1	GR2	GR3	GR4	GR5	GR6	GR7	GR8	GR9	GR10	LEA
\$2087	\$2197	\$2297	\$2407	\$2507	\$2617	\$2727	\$2837	\$2947	\$3057	\$3167	\$3282

OPTIONS

Add upcharge to list price and code to model number

FR	CA133 Fire Retardant per yard	\$90/yd.
MB	Moisture Barrier - per seat	\$125
E2S	Electrical Option (S.S.) - 2 AC Plugs	\$395
E2B	Electrical Option (Black) - 2 AC Plugs	\$360
E1S	RJ45 Data Option (S.S.) - 1 AC Plug + 1 RJ45 Plug	\$415
E1B	RJ45 Data Option (Black) - 1 AC Plug + 1 RJ45 Plug	\$380
COVP	Cove Electrical (Black or Silver) - 2 AC Plugs	\$325

COVU	Cove Electrical (Black or Silver) - 2 AC Plugs + 2 USB	\$425
PC	Polished Chrome Legs - per leg	\$35
2FO	Two Fabric Option	-
GD	Ganging Brackets	\$52
TABF(-)	Fixed Tablet (specify blade or outside(L/R), shape A, B or C)	\$370
SST	Solid Surface Tablet Arm - add to tablet option	\$125
WOD	Solid Maple Wood Legs - set of four	\$96

DIMENSIONS	Curve Corner Module	Straight Corner Module
Seat Depth:	20"	20"
Seat Height:	18"	18"
Overall Depth:	27"	27"
Overall Width:	28"	28"
Overall Height:	33"	33"
Qty./Wt.:	1 ea./98 lbs.	1 ea./98 lbs.



CORNER UNIT - CURVE BACK



CORNER UNIT - SQUARE BACK

MODEL / DESCRIPTION / LIST PRICING



3924 Corner Module - Square Back (4 legs)

COM Yardage: Total: 5.5 Yds. / Back: 3.5 Yds. / Seat: 2 Yds.

COM	GR1	GR2	GR3	GR4	GR5	GR6	GR7	GR8	GR9	GR10	LEA
\$1675	\$1785	\$1885	\$1995	\$2095	\$2205	\$2315	\$2425	\$2535	\$2645	\$2755	\$2870



3925 Corner Module - Curve Back (4 legs)

COM Yardage: Total: 5 Yds. / Back: 3 Yds. / Seat: 2 Yds.

COM	GR1	GR2	GR3	GR4	GR5	GR6	GR7	GR8	GR9	GR10	LEA
\$1564	\$1674	\$1774	\$1884	\$1984	\$2094	\$2204	\$2314	\$2424	\$2534	\$2644	\$2759

OPTIONS

Add upcharge to list price and code to model number

FR	CA133 Fire Retardant per yard	\$90/yd.
MB	Moisture Barrier - per seat	\$125
E2S	Electrical Option (S.S.) - 2 AC Plugs	\$395
E2B	Electrical Option (Black) - 2 AC Plugs	\$360
E1S	RJ45 Data Option (S.S.) - 1 AC Plug + 1 RJ45 Plug	\$415
E1B	RJ45 Data Option (Black) - 1 AC Plug + 1 RJ45 Plug	\$380
COVP	Cove Electrical (Black or Silver) - 2 AC Plugs	\$325

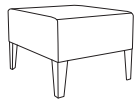
COVU	Cove Electrical (Black or Silver) - 2 AC Plugs + 2 USB	\$425
PC	Polished Chrome Legs - per leg	\$35
2FO	Two Fabric Option	-
GD	Ganging Brackets	\$52
TABF-(_)	Fixed Tablet (specify blade or outside(L/R), shape A, B or C)	\$370
SST	Solid Surface Tablet Arm - add to tablet option	\$125
WOD	Solid Maple Wood Legs - set of four	\$96

DIMENSIONS	Ottoman	Bariatric Backless	Two Seat Backless	Three Seat Backless
Overall Depth:	27"	27"	27"	27"
Overall Width:	22"	30"	44"	66"
Seat Height:	18"	18"	18"	18"
Qty./Wt.:	1 ea./44 lbs.	1 ea./65 lbs.	1 ea./89 lbs.	1 ea./115 lbs.



ONLINE TWO SEAT STRAIGHT BACKLESS UNIT

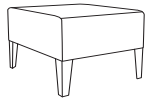
MODEL / DESCRIPTION / LIST PRICING



3926 Ottoman 22"

COM Yardage: 2.5 Yds.

COM	GR1	GR2	GR3	GR4	GR5	GR6	GR7	GR8	GR9	GR10	LEA
\$929	\$1049	\$1169	\$1289	\$1409	\$1529	\$1649	\$1769	\$1889	\$2009	\$2129	\$2244



3927 Bariatric Backless 30" Module

COM Yardage: 3.5 Yds..

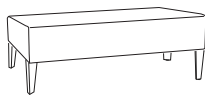
COM	GR1	GR2	GR3	GR4	GR5	GR6	GR7	GR8	GR9	GR10	LEA
\$1152	\$1272	\$1392	\$1512	\$1632	\$1752	\$1872	\$1992	\$2112	\$2232	\$2352	\$2467



3928 Two Seat Backless 44" Module

COM Yardage: 4 Yds.

COM	GR1	GR2	GR3	GR4	GR5	GR6	GR7	GR8	GR9	GR10	LEA
\$1651	\$1771	\$1891	\$2011	\$2131	\$2251	\$2371	\$2491	\$2611	\$2731	\$2851	\$2966



3929 Three Seat Backless 66" Module

COM Yardage: 5 Yds.

COM	GR1	GR2	GR3	GR4	GR5	GR6	GR7	GR8	GR9	GR10	LEA
\$1899	\$2019	\$2139	\$2259	\$2379	\$2499	\$2619	\$2739	\$2859	\$2979	\$3099	\$3214


OPTIONS

Add upcharge to list price and code to model number

FR	CA133 Fire Retardant per yard	\$90/yd.
MB	Moisture Barrier - per seat	\$125
E2S	Electrical Option (S.S.) - 2 AC Plugs	\$395
E2B	Electrical Option (Black) - 2 AC Plugs	\$360
E1S	RJ45 Data Option (S.S.) - 1 AC Plug + 1 RJ45 Plug	\$415
E1B	RJ45 Data Option (Black) - 1 AC Plug + 1 RJ45 Plug	\$380
COVP	Cove Electrical (Black or Silver) - 2 AC Plugs	\$325

COVU	Cove Electrical (Black or Silver) - 2 AC Plugs + 2 USB	\$425
PC	Polished Chrome Legs - per leg	\$35
2FO	Two Fabric Option	-
GD	Ganging Brackets	\$52
TABF-()	Fixed Tablet (specify blade or outside(L/R), shape A, B or C)	\$370
SST	Solid Surface Tablet Arm - add to tablet option	\$125
WOD	Solid Maple Wood Legs - set of four	\$96

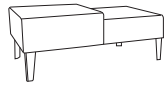
DIMENSIONS	Two Unit / Side Table L/R	Three Unit / Online Table
Overall Depth:	27"	27"
Overall Width:	43"	66"
Seat Height:	18"	18"
Table Height:	16"	16"
Qty./Wt.:	1 ea./44 lbs.	1 ea./115 lbs.



L - LAMINATE
W - WOOD VENEER

Please specify placement of electrical box for upholstered units or occasional tables

MODEL / DESCRIPTION / LIST PRICING

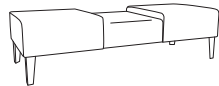


3930L-R Two Unit - Side Table - Left/Right COM Yardage: 1.75 Yds.

COM	GR1	GR2	GR3	GR4	GR5	GR6	GR7	GR8	GR9	GR10	LEA
\$1685	\$1803	\$1875	\$1950	\$2028	\$2109	\$2194	\$2281	\$2373	\$2468	\$2566	\$3033

3930W-L/R Two Unit - Side Table - Left/Right COM Yardage: 1.75 Yds.

COM	GR1	GR2	GR3	GR4	GR5	GR6	GR7	GR8	GR9	GR10	LEA
\$1823	\$1951	\$2029	\$2110	\$2194	\$2282	\$2373	\$2468	\$2567	\$2670	\$2776	\$3281

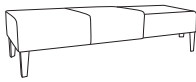


3931L Three Unit Module - Center Online Table COM Yardage: 3.5 Yds.

COM	GR1	GR2	GR3	GR4	GR5	GR6	GR7	GR8	GR9	GR10	LEA
\$1897	\$2030	\$2111	\$2196	\$2284	\$2375	\$2470	\$2569	\$2671	\$2778	\$2889	\$3415

3931W Three Unit Module - Center Online Table COM Yardage: 3.5 Yds.

COM	GR1	GR2	GR3	GR4	GR5	GR6	GR7	GR8	GR9	GR10	LEA
\$1991	\$2130	\$2216	\$2304	\$2396	\$2492	\$2592	\$2696	\$2803	\$2916	\$3032	\$3584



3932L-R Three Unit Module - Side Table - Left/Right COM Yardage: 3.5 Yds.

COM	GR1	GR2	GR3	GR4	GR5	GR6	GR7	GR8	GR9	GR10	LEA
\$1897	\$2030	\$2111	\$2196	\$2284	\$2375	\$2470	\$2569	\$2671	\$2778	\$2889	\$3415

3932W-L/R Three Unit Module - Side Table - Left/Right COM Yardage: 3.5 Yds.

COM	GR1	GR2	GR3	GR4	GR5	GR6	GR7	GR8	GR9	GR10	LEA
\$1991	\$2130	\$2216	\$2304	\$2396	\$2492	\$2592	\$2696	\$2803	\$2916	\$3032	\$3584

CORIAN TOPS - PLEASE CALL FOR A QUOTE

OPTIONS

Add upcharge to list price and code to model number

FR	CA133 Fire Retardant per yard	\$90/yd.
MB	Moisture Barrier - per seat	\$125
E2S	Electrical Option (S.S.) - 2 AC Plugs	\$395
E2B	Electrical Option (Black) - 2 AC Plugs	\$360
E1S	RJ45 Data Option (S.S.) - 1 AC Plug + 1 RJ45 Plug	\$415
E1B	RJ45 Data Option (Black) - 1 AC Plug + 1 RJ45 Plug	\$380
COVP	Cove Electrical (Black or Silver) - 2 AC Plugs	\$325

COVU	Cove Electrical (Black or Silver) - 2 AC Plugs + 2 USB	\$425
PC	Polished Chrome Legs - per leg	\$35
2FO	Two Fabric Option	-
GD	Ganging Brackets	\$52
TABF-(_)	Fixed Tablet (specify blade or outside(L/R), shape A, B or C)	\$370
SST	Solid Surface Tablet Arm - add to tablet option	\$125
WOD	Solid Maple Wood Legs - set of four	\$96

DIMENSIONS	20° Curve Backless	30° Curve Backless	45° Curve Backless	60° Curve Backless
Seat Depth:	27"	27"	27"	27"
Overall Depth:	28"	29"	31"	32"
Overall Width:	23"	35"	52"	67"
Seat Height:	18"	18"	18"	18"
Qty./Wt.:	1 ea./44 lbs.	1 ea./65 lbs.	1 ea./85 lbs.	1 ea./110 lbs.



60° BACKLESS CURVE MODULE

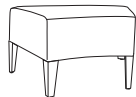
MODEL / DESCRIPTION / LIST PRICING



3933 20° Inside Curve Backless Module

COM Yardage: 1.75 Yds..

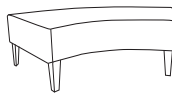
COM	GR1	GR2	GR3	GR4	GR5	GR6	GR7	GR8	GR9	GR10	LEA
\$950	\$1020	\$1090	\$1170	\$1240	\$1320	\$1400	\$1480	\$1560	\$1640	\$1720	\$1835



3934 30° Inside Curve Backless Module

COM Yardage: 2.5 Yds.

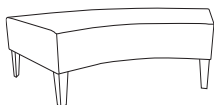
COM	GR1	GR2	GR3	GR4	GR5	GR6	GR7	GR8	GR9	GR10	LEA
\$1018	\$1088	\$1158	\$1238	\$1308	\$1388	\$1468	\$1548	\$1628	\$1708	\$1788	\$1903



3935 45° Inside Curve Backless Module

COM Yardage: 3.5 Yds.

COM	GR1	GR2	GR3	GR4	GR5	GR6	GR7	GR8	GR9	GR10	LEA
\$1403	\$1501	\$1561	\$1624	\$1688	\$1756	\$1826	\$1899	\$1975	\$2054	\$2136	\$2525



3936 60° Inside Curve Backless Module (5 legs)

COM Yardage: 4.5 Yds.

COM	GR1	GR2	GR3	GR4	GR5	GR6	GR7	GR8	GR9	GR10	LEA
\$1708	\$1827	\$1900	\$1976	\$2055	\$2138	\$2223	\$2312	\$2405	\$2501	\$2601	\$3074

OPTIONS

Add upcharge to list price and code to model number

FR	CA133 Fire Retardant per yard	\$90/yd.
MB	Moisture Barrier - per seat	\$125
E2S	Electrical Option (S.S.) - 2 AC Plugs	\$395
E2B	Electrical Option (Black) - 2 AC Plugs	\$360
E1S	RJ45 Data Option (S.S.) - 1 AC Plug + 1 RJ45 Plug	\$415
E1B	RJ45 Data Option (Black) - 1 AC Plug + 1 RJ45 Plug	\$380
COVP	Cove Electrical (Black or Silver) - 2 AC Plugs	\$325

COVU	Cove Electrical (Black or Silver) - 2 AC Plugs + 2 USB	\$425
PC	Polished Chrome Legs - per leg	\$35
2FO	Two Fabric Option	-
GD	Ganging Brackets	\$52
TABF(-)	Fixed Tablet (specify blade or outside(L/R), shape A, B or C)	\$370
SST	Solid Surface Tablet Arm - add to tablet option	\$125
WOD	Solid Maple Wood Legs - set of four	\$96

DIMENSIONS	20° Curve Backless	30° Curve Backless	45° Curve Backless	60° Curve Backless
Seat Depth:	27"	27"	27"	27"
Overall Depth:	28"	29"	31"	32"
Overall Width:	23"	35"	52"	67"
Seat Height:	18"	18"	18"	18"
Qty./Wt.:	1 ea./44 lbs.	1 ea./65 lbs.	1 ea./85 lbs.	1 ea./110 lbs.



60° OUTSIDE CURVE BACKLESS UNIT

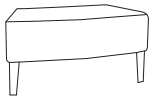
MODEL / DESCRIPTION / LIST PRICING



3933 20° Outside Curve Backless Module

COM Yardage: 2.75 Yds..

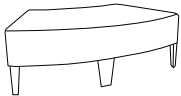
COM	GR1	GR2	GR3	GR4	GR5	GR6	GR7	GR8	GR9	GR10	LEA
\$950	\$1020	\$1090	\$1170	\$1240	\$1320	\$1400	\$1480	\$1560	\$1640	\$1720	\$1835



3934 30° Outside Curve Backless Module

COM Yardage: 2.75 Yds..

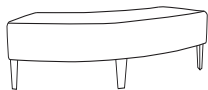
COM	GR1	GR2	GR3	GR4	GR5	GR6	GR7	GR8	GR9	GR10	LEA
\$1018	\$1088	\$1158	\$1238	\$1308	\$1388	\$1468	\$1548	\$1628	\$1708	\$1788	\$1903



3935 45° Outside Curve Backless Module

COM Yardage: 3.5 Yds..

COM	GR1	GR2	GR3	GR4	GR5	GR6	GR7	GR8	GR9	GR10	LEA
\$1403	\$1501	\$1561	\$1624	\$1688	\$1756	\$1826	\$1899	\$1975	\$2054	\$2136	\$2525



3936 60° Outside Curve Backless Module (5 legs)

COM Yardage: 4.5 Yds..

COM	GR1	GR2	GR3	GR4	GR5	GR6	GR7	GR8	GR9	GR10	LEA
\$1708	\$1827	\$1900	\$1976	\$2055	\$2138	\$2223	\$2312	\$2405	\$2501	\$2601	\$3074


OPTIONS

Add upcharge to list price and code to model number

FR	CA133 Fire Retardant per yard	\$90/yd.
MB	Moisture Barrier - per seat	\$125
E2S	Electrical Option (S.S.) - 2 AC Plugs	\$395
E2B	Electrical Option (Black) - 2 AC Plugs	\$360
E1S	RJ45 Data Option (S.S.) - 1 AC Plug + 1 RJ45 Plug	\$415
E1B	RJ45 Data Option (Black) - 1 AC Plug + 1 RJ45 Plug	\$380
COVP	Cove Electrical (Black or Silver) - 2 AC Plugs	\$325

COVU	Cove Electrical (Black or Silver) - 2 AC Plugs + 2 USB	\$425
PC	Polished Chrome Legs - per leg	\$35
2FO	Two Fabric Option	-
GD	Ganging Brackets	\$52
TABF-(_)	Fixed Tablet (specify blade or outside(L/R), shape A, B or C)	\$370
SST	Solid Surface Tablet Arm - add to tablet option	\$125
WOD	Solid Maple Wood Legs - set of four	\$96

DIMENSIONS	Left - Right Straight Arm	Left - Right Slope Arm	Left - Right Quad Arm
Overall Depth:	27"	27"	27"
Overall Width:	3"	2"	3"
Overall Height:	25"	24"	25"
Qty./Wt.:	1 ea./25 lbs.	1 ea./25 lbs.	1 ea./25 lbs.



STRAIGHT ARM

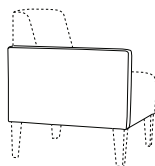


SLOPE ARM



QUAD ARM

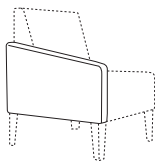
MODEL / DESCRIPTION / LIST PRICING



3967L/R Left or Right Outside Straight Arm

COM Yardage: 1.5 Yds.

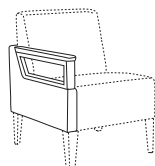
COM	GR1	GR2	GR3	GR4	GR5	GR6	GR7	GR8	GR9	GR10	LEA
\$218	\$234	\$243	\$253	\$263	\$273	\$284	\$296	\$307	\$320	\$333	\$393



3968L/R Slope Arm

COM Yardage: 1.5 Yds.

COM	GR1	GR2	GR3	GR4	GR5	GR6	GR7	GR8	GR9	GR10	LEA
\$256	\$274	\$285	\$297	\$309	\$321	\$334	\$347	\$361	\$376	\$391	\$462



3969L/R Left or Right Quad Arm

COM Yardage: 1.5 Yds.

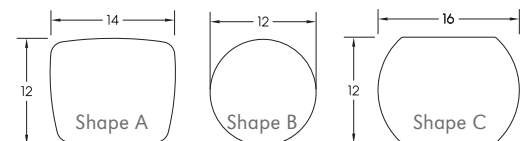
COM	GR1	GR2	GR3	GR4	GR5	GR6	GR7	GR8	GR9	GR10	LEA
\$315	\$337	\$351	\$365	\$379	\$395	\$410	\$427	\$444	\$462	\$480	\$567

*Poly Arm Caps are standard on Quad Arms

TABLET SHAPES

Choose from 3 Tablet Shapes::

Tablets for all modular series are available in 3 shapes, choose from the three shapes shown and specify; A, B or C and left or right (outside tablet) when ordering. Example: TABF-(A) Left - this would be a fixed shape A tablet on the left side (when seated). Optional Solid Surface available.



Note:

- Tablet orders of 6 or less - choice of 3 standard laminate colors: black, white and silver.
- Tablet orders of 6 or more - any choice standard laminate colors.

OPTIONS

Add upcharge to list price and code to model number

FR	CA133 Fire Retardant per yard	\$90/yd.
TAB(-)	Swivel Tablet (specify A, B or C, left or right arm)	\$395
TABR1(-)	Removable Tablet (specify A, B or C, left or right arm)	\$470
TABR2(-)	Removable Tablet (specify A, B or C both arm openings)	\$570

TABF(-)	Fixed Tablet (specify blade or outside(L/R), shape A, B or C)	\$370
SST	Solid Surface Tablet Arm - add to tablet option	\$125
WAC	Single Wood Arm Cap	\$89
PAC	Single Poly Arm Cap - Standard Black/Charcoal	\$69

*Poly Arm Caps are standard on Quad Arms

DIMENSIONS	Center Arm	Slope Center Arm	Quad Center Arm
Overall Depth:	19"	19"	19"
Overall Width:	2"	2"	2"
Overall Height:	25"	25"	25"
Qty./Wt.:	1 ea./25 lbs.	1 ea./25 lbs.	1 ea./25 lbs.

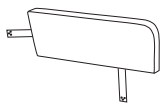


SLOPE CENTER ARM



METAL RECTANGLE TUBING

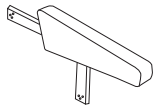
MODEL / DESCRIPTION / LIST PRICING



3970C Center Arm (No Poly Arm Cap)

COM Yardage: 1 Yds.

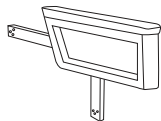
COM	GR1	GR2	GR3	GR4	GR5	GR6	GR7	GR8	GR9	GR10	LEA
\$218	\$234	\$243	\$253	\$263	\$273	\$284	\$296	\$307	\$320	\$333	\$393



3971C Slope Center Arm (No Poly Arm Cap)

COM Yardage: .75 Yds.

COM	GR1	GR2	GR3	GR4	GR5	GR6	GR7	GR8	GR9	GR10	LEA
\$246	\$263	\$274	\$285	\$296	\$308	\$320	\$333	\$347	\$360	\$375	\$443



3972C Quad Center Arm

COM	\$288
-----	-------

*Poly Arm Caps are standard on Quad Arms

OPTIONS

Add upcharge to list price and code to model number

FR	CA133 Fire Retardant per yard	\$90/yd.
WAC	Single Wood Arm Cap	\$89

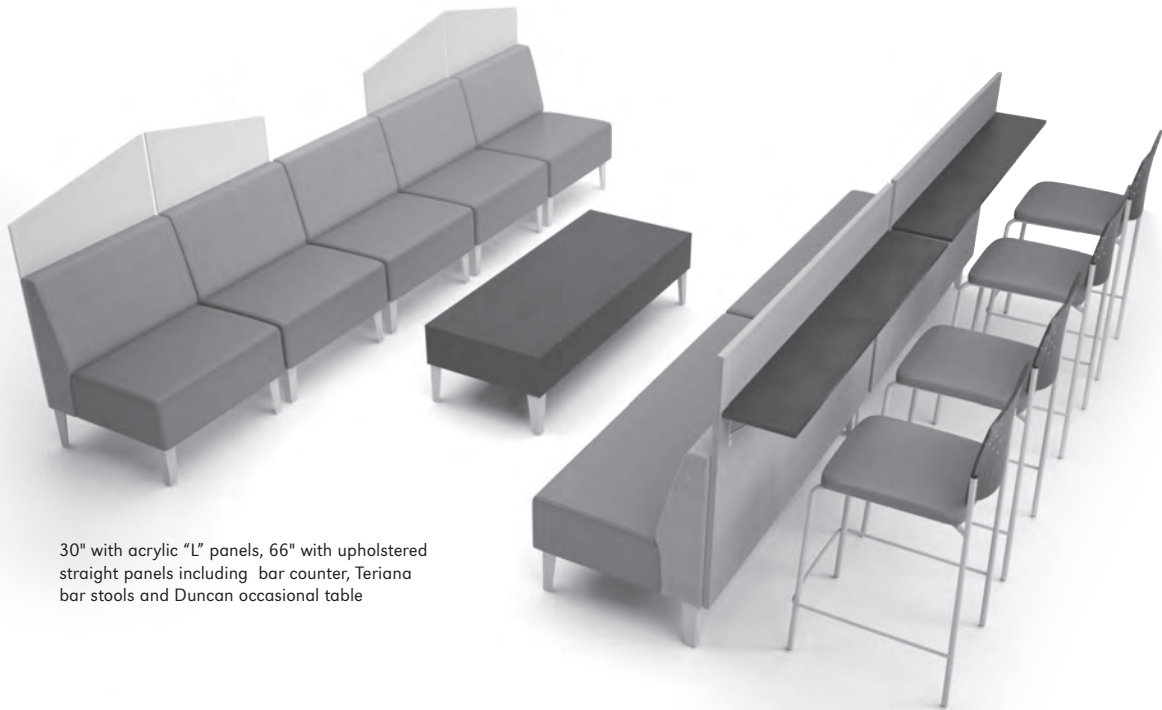
PAC	Poly Arm Caps - Standard Black/Charcoal	-
-----	---	---

*Poly Arm Caps are standard on Quad Arms

ERG tables, lounges, and banquettes go well together.

Customized to your own space.

Choose from our wide variety of stylish ERG chairs and bar stools!



30" with acrylic "L" panels, 66" with upholstered straight panels including bar counter, Teriana bar stools and Duncan occasional table

PANELS ARE 1" THICK



STRAIGHT PRIVACY PANEL



"L" SHAPE PANEL



"A" SHAPE PANEL

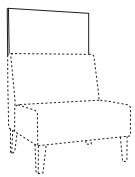
DIMENSIONS	Straight Panel	Straight Panel	Straight Panel
Overall Width:	30"	44"	66"
Overall Height:	48"	48"	48"
Qty./Wt.:	1 ea./110 lbs.	1 ea./120 lbs.	1 ea./135 lbs.



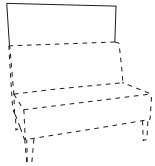
STRAIGHT PRIVACY PANEL

- PANELS ARE 1" THICK
- PRIVACY PANELS AVAILABLE IN UPHOLSTERED, LAMINATE OR ACRYLIC
- BAR HEIGHT AVAILABLE AT 42" ON STRAIGHT PANEL ONLY. PLEASE SPECIFY WHEN ORDERING

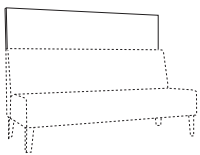
MODEL / DESCRIPTION / LIST PRICING



3973/30U		Straight Panel - Upholstered										COM Yardage - Panel: 2 Yds.	
COM	GR1	GR2	GR3	GR4	GR5	GR6	GR7	GR8	GR9	GR10	LEA		
\$613	\$656	\$682	\$709	\$738	\$767	\$798	\$830	\$863	\$897	\$933	\$1103		



3974/44U		Straight Panel - Upholstered										COM Yardage - Panel: 3 Yds.	
COM	GR1	GR2	GR3	GR4	GR5	GR6	GR7	GR8	GR9	GR10	LEA		
\$705	\$754	\$784	\$815	\$848	\$882	\$917	\$954	\$992	\$1032	\$1073	\$1268		



3975/66U		Straight Panel - Upholstered										COM Yardage - Panel: 4 Yds.	
COM	GR1	GR2	GR3	GR4	GR5	GR6	GR7	GR8	GR9	GR10	LEA		
\$1100	\$1177	\$1224	\$1273	\$1324	\$1377	\$1432	\$1489	\$1549	\$1611	\$1675	\$1980		

OPTIONS

Add upcharge to list price and code to model number

FR	CA133 Fire Retardant per yard	\$90/yd.
MB	Moisture Barrier - per seat	\$125
E2S	Electrical Option (S.S.) - 2 AC Plugs	\$395
E2B	Electrical Option (Black) - 2 AC Plugs	\$360
E1S	RJ45 Data Option (S.S.) - 1 AC Plug + 1 RJ45 Plug	\$415
E1B	RJ45 Data Option (Black) - 1 AC Plug + 1 RJ45 Plug	\$380
COVP	Cove Electrical (Black or Silver) - 2 AC Plugs	\$325
COVU	Cove Electrical (Black or Silver) - 2 AC Plugs + 2 USB	\$425

PC	Polished Chrome Legs - per leg	\$35
2FO	Two Fabric Option	-
3FO	Three Fabric Option	-
GD	Ganging Brackets	\$52
TABF(-)	Fixed Tablet (specify blade or outside(L/R), shape A, B or C)	\$370
SST	Solid Surface Tablet Arm - add to tablet option	\$125
WOD	Solid Maple Wood Legs - set of four	\$96

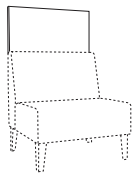
DIMENSIONS	Straight Panel	Straight Panel	Straight Panel
Overall Width:	30"	44"	66"
Overall Height:	48"	48"	48"
Qty./Wt.:	1 ea./110 lbs.	1 ea./120 lbs.	1 ea./135 lbs.



STRAIGHT PANEL

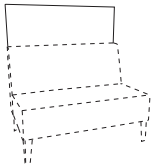
- PANELS ARE 1" THICK
- PRIVACY PANELS AVAILABLE IN UPHOLSTERED, LAMINATE OR ACRYLIC
- BAR HEIGHT AVAILABLE AT 42" ON STRAIGHT PANEL ONLY. PLEASE SPECIFY WHEN ORDERING

MODEL / DESCRIPTION / LIST PRICING



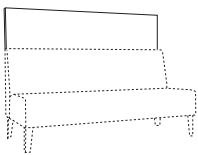
3976/30L Straight Panel - Laminate
 Laminate
 \$675

3957/30A Straight Panel - Acrylic
 Acrylic
 CALL



3977/44L Straight Panel - Laminate
 Laminate
 \$778

3960/44A Straight Panel - Acrylic
 Acrylic
 CALL



3978/66L Straight Panel - Laminate
 Laminate
 \$1210

3965/66A Straight Panel - Acrylic
 Acrylic
 CALL

OPTIONS

Add upcharge to list price and code to model number

FR	CA133 Fire Retardant per yard	\$90/yd.
MB	Moisture Barrier - per seat	\$125
E2S	Electrical Option (S.S.) - 2 AC Plugs	\$395
E2B	Electrical Option (Black) - 2 AC Plugs	\$360
E1S	RJ45 Data Option (S.S.) - 1 AC Plug + 1 RJ45 Plug	\$415
E1B	RJ45 Data Option (Black) - 1 AC Plug + 1 RJ45 Plug	\$380
COVP	Cove Electrical (Black or Silver) - 2 AC Plugs	\$325
COVU	Cove Electrical (Black or Silver) - 2 AC Plugs + 2 USB	\$425

PC	Polished Chrome Legs - per leg	\$35
2FO	Two Fabric Option	-
3FO	Three Fabric Option	-
GD	Ganging Brackets	\$52
TABF(-)	Fixed Tablet (specify blade or outside(L/R), shape A, B or C)	\$370
SST	Solid Surface Tablet Arm - add to tablet option	\$125
WOD	Solid Maple Wood Legs - set of four	\$96

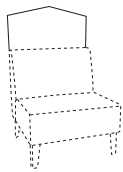
DIMENSIONS	"A" shape Panel	"A" shape Panel	"A" shape Panel
Overall Width:	30"	44"	66"
Overall Height:	48"	48"	48"
Qty./Wt.:	1 ea./110 lbs.	1 ea./120 lbs.	1 ea./135 lbs.



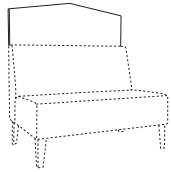
"A" SHAPE PANEL

- PANELS ARE 1" THICK
- PRIVACY PANELS AVAILABLE IN UPHOLSTERED, LAMINATE OR ACRYLIC.
- BAR HEIGHT IS 40"

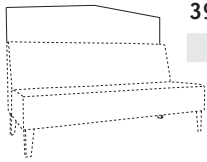
MODEL / DESCRIPTION / LIST PRICING



3979/30U		"A" Shape Panel - Upholstered											COM Yardage - Panel: 2 Yds.	
COM	GR1	GR2	GR3	GR4	GR5	GR6	GR7	GR8	GR9	GR10	LEA			
\$705	\$754	\$784	\$815	\$848	\$882	\$917	\$954	\$992	\$1032	\$1073	\$1268			




3980/44U		"A" Shape Panel - Upholstered											COM Yardage - Panel: 3 Yds.	
COM	GR1	GR2	GR3	GR4	GR5	GR6	GR7	GR8	GR9	GR10	LEA			
\$811	\$867	\$902	\$938	\$976	\$1015	\$1055	\$1097	\$1141	\$1187	\$1235	\$1459			



3981/66U		"A" Shape Panel - Upholstered											COM Yardage - Panel: 4 Yds.	
COM	GR1	GR2	GR3	GR4	GR5	GR6	GR7	GR8	GR9	GR10	LEA			
\$1265	\$1353	\$1408	\$1464	\$1522	\$1583	\$1647	\$1712	\$1781	\$1852	\$1926	\$2277			

Please specify placement of electrical box for upholstered units or occasional tables



OPTIONS

Add upcharge to list price and code to model number

FR	CA133 Fire Retardant per yard	\$90/yd.
MB	Moisture Barrier - per seat	\$125
E2S	Electrical Option (S.S.) - 2 AC Plugs	\$395
E2B	Electrical Option (Black) - 2 AC Plugs	\$360
E1S	RJ45 Data Option (S.S.) - 1 AC Plug + 1 RJ45 Plug	\$415
E1B	RJ45 Data Option (Black) - 1 AC Plug + 1 RJ45 Plug	\$380
COVP	Cove Electrical (Black or Silver) - 2 AC Plugs	\$325
COVU	Cove Electrical (Black or Silver) - 2 AC Plugs + 2 USB	\$425

PC	Polished Chrome Legs - per leg	\$35
2FO	Two Fabric Option	-
3FO	Three Fabric Option	-
GD	Ganging Brackets	\$52
TABF-(L)	Fixed Tablet (specify blade or outside(L/R), shape A, B or C)	\$370
SST	Solid Surface Tablet Arm - add to tablet option	\$125
WOD	Solid Maple Wood Legs - set of four	\$96

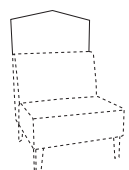
DIMENSIONS	"A" shape Panel	"A" shape Panel	"A" shape Panel
Overall Width:	30"	44"	66"
Overall Height:	48"	48"	48"
Qty./Wt.:	1 ea./110 lbs.	1 ea./120 lbs.	1 ea./135 lbs.



"A" SHAPE PANEL

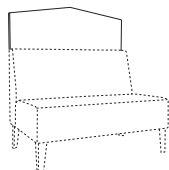
- PANELS ARE 1" THICK
- PRIVACY PANELS AVAILABLE IN UPHOLSTERED, LAMINATE OR ACRYLIC.
- BAR HEIGHT IS 40"

MODEL / DESCRIPTION / LIST PRICING



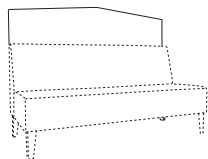
3982/30L "A" Shape Panel - Laminate
 Laminate
 \$775

3958/30A "A" Shape Panel - Acrylic
 Acrylic
 CALL



3983/44L "A" Shape Panel - Laminate
 Laminate
 \$892

3961/44A "A" Shape Panel - Acrylic
 Acrylic
 CALL



3984/66L "A" Shape Panel - Laminate
 Laminate
 \$1391

3964/66A "A" Shape Panel - Acrylic
 Acrylic
 CALL

OPTIONS

Add upcharge to list price and code to model number

FR	CA133 Fire Retardant per yard	\$90/yd.
MB	Moisture Barrier - per seat	\$125
E2S	Electrical Option (S.S.) - 2 AC Plugs	\$395
E2B	Electrical Option (Black) - 2 AC Plugs	\$360
E1S	RJ45 Data Option (S.S.) - 1 AC Plug + 1 RJ45 Plug	\$415
E1B	RJ45 Data Option (Black) - 1 AC Plug + 1 RJ45 Plug	\$380
COVP	Cove Electrical (Black or Silver) - 2 AC Plugs	\$325
COVU	Cove Electrical (Black or Silver) - 2 AC Plugs + 2 USB	\$425

PC	Polished Chrome Legs - per leg	\$35
2FO	Two Fabric Option	-
3FO	Three Fabric Option	-
GD	Ganging Brackets	\$52
TABF-(L)	Fixed Tablet (specify blade or outside(L/R), shape A, B or C)	\$370
SST	Solid Surface Tablet Arm - add to tablet option	\$125
WOD	Solid Maple Wood Legs - set of four	\$96

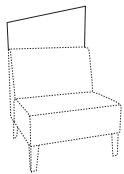
DIMENSIONS	"L" shape Panel	"L" shape Panel	"L" shape Panel
Overall Width:	30"	44"	66"
Overall Height:	48"	48"	48"
Qty./Wt.:	1 ea./110 lbs.	1 ea./120 lbs.	1 ea./135 lbs.



"L" SHAPE PANEL

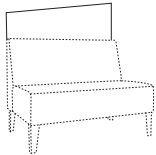
- PANELS ARE 1" THICK
- PRIVACY PANELS AVAILABLE IN UPHOLSTERED, LAMINATE OR ACRYLIC.
- BAR HEIGHT IS 40"

MODEL / DESCRIPTION / LIST PRICING



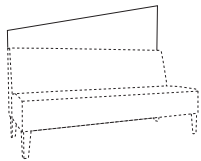
3985/30U "L" Shape Panel - Upholstered COM Yardage - Panel: 2 Yds.

COM	GR1	GR2	GR3	GR4	GR5	GR6	GR7	GR8	GR9	GR10	LEA
\$705	\$754	\$784	\$815	\$848	\$882	\$917	\$954	\$992	\$1032	\$1073	\$1268



3986/44U "L" Shape Panel - Upholstered COM Yardage - Panel: 3 Yds.

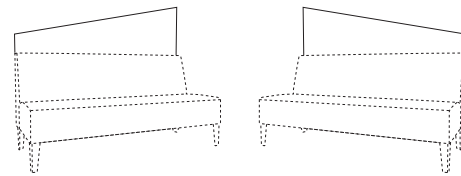
COM	GR1	GR2	GR3	GR4	GR5	GR6	GR7	GR8	GR9	GR10	LEA
\$811	\$867	\$902	\$938	\$976	\$1015	\$1055	\$1097	\$1141	\$1187	\$1235	\$1459



3987/66U "L" Shape Panel - Upholstered COM Yardage - Panel: 4 Yds.

COM	GR1	GR2	GR3	GR4	GR5	GR6	GR7	GR8	GR9	GR10	LEA
\$1265	\$1353	\$1408	\$1464	\$1522	\$1583	\$1647	\$1712	\$1781	\$1852	\$1926	\$2277

- L SHAPE PANEL PLACEMENTS CAN BE CONFIGURED LEFT SLANT OR RIGHT SLANT PLEASE SPECIFY



LEFT

RIGHT

(As Seated)

OPTIONS

Add upcharge to list price and code to model number

FR	CA133 Fire Retardant per yard	\$90/yd.
MB	Moisture Barrier - per seat	\$125
E2S	Electrical Option (S.S.) - 2 AC Plugs	\$395
E2B	Electrical Option (Black) - 2 AC Plugs	\$360
E1S	RJ45 Data Option (S.S.) - 1 AC Plug + 1 RJ45 Plug	\$415
E1B	RJ45 Data Option (Black) - 1 AC Plug + 1 RJ45 Plug	\$380
COVP	Cove Electrical (Black or Silver) - 2 AC Plugs	\$325
COVU	Cove Electrical (Black or Silver) - 2 AC Plugs + 2 USB	\$425

PC	Polished Chrome Legs - per leg	\$35
2FO	Two Fabric Option	-
3FO	Three Fabric Option	-
GD	Ganging Brackets	\$52
TABF(-)	Fixed Tablet (specify blade or outside(L/R), shape A, B or C)	\$370
SST	Solid Surface Tablet Arm - add to tablet option	\$125
WOD	Solid Maple Wood Legs - set of four	\$96

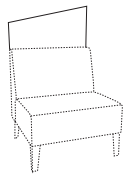
DIMENSIONS	"L" shape Panel	"L" shape Panel	"L" shape Panel
Overall Width:	30"	44"	66"
Overall Height:	48"	48"	48"
Qty./Wt.:	1 ea./110 lbs.	1 ea./120 lbs.	1 ea./135 lbs.



"L" SHAPE PANEL

- PANELS ARE 1" THICK
- PRIVACY PANELS AVAILABLE IN UPHOLSTERED, LAMINATE OR ACRYLIC.
- BAR HEIGHT IS 40"

MODEL / DESCRIPTION / LIST PRICING

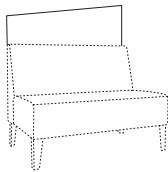


3988/30L "L" Shape Panel - Laminate

Laminate
\$775

3959/30A "L" Shape Panel - Acrylic

Acrylic
CALL

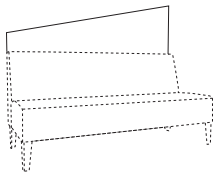


3989/44L "L" Shape Panel - Laminate

Laminate
\$892

3962/44A "L" Shape Panel - Acrylic

Acrylic
CALL

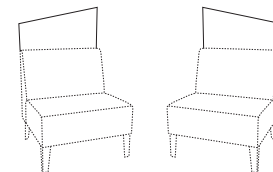


3990/66L "L" Shape Panel - Laminate

Laminate
\$1391

3963/66A Straight Panel - Acrylic

Acrylic
CALL



LEFT

RIGHT

(As Seated)

- L SHAPE PANEL PLACEMENTS CAN BE CONFIGURED LEFT SLANT OR RIGHT SLANT PLEASE SPECIFY

OPTIONS

Add upcharge to list price and code to model number

FR	CA133 Fire Retardant per yard	\$90/yd.
MB	Moisture Barrier - per seat	\$125
E2S	Electrical Option (S.S.) - 2 AC Plugs	\$395
E2B	Electrical Option (Black) - 2 AC Plugs	\$360
E1S	RJ45 Data Option (S.S.) - 1 AC Plug + 1 RJ45 Plug	\$415
E1B	RJ45 Data Option (Black) - 1 AC Plug + 1 RJ45 Plug	\$380
COVP	Cove Electrical (Black or Silver) - 2 AC Plugs	\$325
COVU	Cove Electrical (Black or Silver) - 2 AC Plugs + 2 USB	\$425

PC	Polished Chrome Legs - per leg	\$35
2FO	Two Fabric Option	-
3FO	Three Fabric Option	-
GD	Ganging Brackets	\$52
TABF(-)	Fixed Tablet (specify blade or outside(L/R), shape A, B or C)	\$370
SST	Solid Surface Tablet Arm - add to tablet option	\$125
WOD	Solid Maple Wood Legs - set of four	\$96

DIMENSIONS	30°	45°	60°
Overall Width:	32"	52"	67"
Overall Height:	48"	48"	48"
Qty./Wt.:	1 ea./135 lbs.	1 ea./145 lbs.	1 ea./160 lbs.

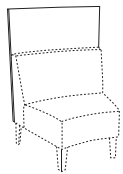


PANELS ARE 1" THICK

- PRIVACY PANELS AVAILABLE IN UPHOLSTERED OR LAMINATE
- NO "A" OR "L" SHAPE PANELS
- BAR HEIGHT IS 42"

45° INSIDE CURVE PANEL

MODEL / DESCRIPTION / LIST PRICING




3991/30U 30° Curve - Upholstered

COM Yardage - Panel: 2 Yds.

COM	GR1	GR2	GR3	GR4	GR5	GR6	GR7	GR8	GR9	GR10	LEA
\$919	\$983	\$1022	\$1063	\$1106	\$1150	\$1196	\$1244	\$1294	\$1345	\$1399	\$1654

3991/30L 30° Curve - Laminate

Laminate
\$1104



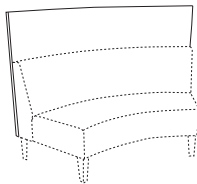
3992/45U 45° Curve - Upholstered

COM Yardage - Panel: 3 Yds.

COM	GR1	GR2	GR3	GR4	GR5	GR6	GR7	GR8	GR9	GR10	LEA
\$1057	\$1131	\$1176	\$1223	\$1272	\$1323	\$1376	\$1431	\$1488	\$1548	\$1609	\$1902

3992/45L 45° Curve - Laminate

Laminate
\$1270



3993/60U 60° Curved - Upholstered

COM Yardage - Panel: 4 Yds.

COM	GR1	GR2	GR3	GR4	GR5	GR6	GR7	GR8	GR9	GR10	LEA
\$1650	\$1766	\$1836	\$1910	\$1986	\$2065	\$2148	\$2234	\$2323	\$2416	\$2513	\$2970

3993/60L 60° Curve - Laminate

Laminate
\$1980

OPTIONS

Add upcharge to list price and code to model number

FR	CA133 Fire Retardant per yard	\$90/yd.
MB	Moisture Barrier - per seat	\$125
E2S	Electrical Option (S.S.) - 2 AC Plugs	\$395
E2B	Electrical Option (Black) - 2 AC Plugs	\$360
E1S	RJ45 Data Option (S.S.) - 1 AC Plug + 1 RJ45 Plug	\$415
E1B	RJ45 Data Option (Black) - 1 AC Plug + 1 RJ45 Plug	\$380
COVP	Cove Electrical (Black or Silver) - 2 AC Plugs	\$325
COVU	Cove Electrical (Black or Silver) - 2 AC Plugs + 2 USB	\$425

PC	Polished Chrome Legs - per leg	\$35
2FO	Two Fabric Option	-
3FO	Three Fabric Option	-
GD	Ganging Brackets	\$52
TABF-(L)	Fixed Tablet (specify blade or outside(L/R), shape A, B or C)	\$370
SST	Solid Surface Tablet Arm - add to tablet option	\$125
WOD	Solid Maple Wood Legs - set of four	\$96

DIMENSIONS	30°	45°	60°
Overall Width:	32"	52"	67"
Overall Height:	48"	48"	48"
Qty./Wt.:	1 ea./135 lbs.	1 ea./145 lbs.	1 ea./160 lbs.

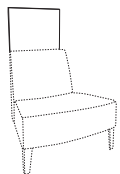


PANELS ARE 1" THICK

60° OUTSIDE CURVE PANEL

- PRIVACY PANELS AVAILABLE IN UPHOLSTERED OR LAMINATE
- NO "A" OR "L" SHAPE PANELS
- BAR HEIGHT IS 42"

MODEL / DESCRIPTION / LIST PRICING




3997/30U 30° Curve - Upholstered COM Yardage - Panel: 2 Yds.

COM	GR1	GR2	GR3	GR4	GR5	GR6	GR7	GR8	GR9	GR10	LEA
\$919	\$983	\$1022	\$1063	\$1106	\$1150	\$1196	\$1244	\$1294	\$1345	\$1399	\$1654

3997/30L 30° Curve - Laminate

Laminate
\$1104

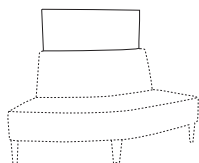


3998/45U 45° Curve - Upholstered COM Yardage - Panel: 3 Yds.

COM	GR1	GR2	GR3	GR4	GR5	GR6	GR7	GR8	GR9	GR10	LEA
\$1057	\$1131	\$1176	\$1223	\$1272	\$1323	\$1376	\$1431	\$1488	\$1548	\$1609	\$1902

3998/45L 45° Curve - Laminate

Laminate
\$1270



3999/60U 60° Curve - Upholstered COM Yardage - Panel: 4 Yds.

COM	GR1	GR2	GR3	GR4	GR5	GR6	GR7	GR8	GR9	GR10	LEA
\$1650	\$1766	\$1836	\$1910	\$1986	\$2065	\$2148	\$2234	\$2323	\$2416	\$2513	\$2970

3999/60L 60° Curve - Laminate

Laminate
\$1980

OPTIONS

Add upcharge to list price and code to model number

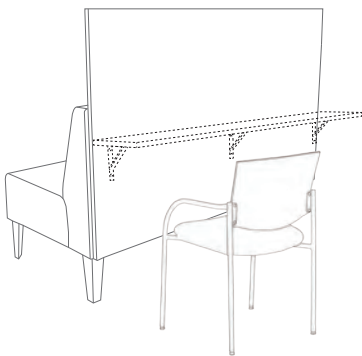
FR	CA133 Fire Retardant per yard	\$90/yd.
MB	Moisture Barrier - per seat	\$125
E2S	Electrical Option (S.S.) - 2 AC Plugs	\$395
E2B	Electrical Option (Black) - 2 AC Plugs	\$360
E1S	RJ45 Data Option (S.S.) - 1 AC Plug + 1 RJ45 Plug	\$415
E1B	RJ45 Data Option (Black) - 1 AC Plug + 1 RJ45 Plug	\$380
COVP	Cove Electrical (Black or Silver) - 2 AC Plugs	\$325
COVU	Cove Electrical (Black or Silver) - 2 AC Plugs + 2 USB	\$425

PC	Polished Chrome Legs - per leg	\$35
2FO	Two Fabric Option	-
3FO	Three Fabric Option	-
GD	Ganging Brackets	\$52
TABF-(L)	Fixed Tablet (specify blade or outside(L/R), shape A, B or C)	\$370
SST	Solid Surface Tablet Arm - add to tablet option	\$125
WOD	Solid Maple Wood Legs - set of four	\$96

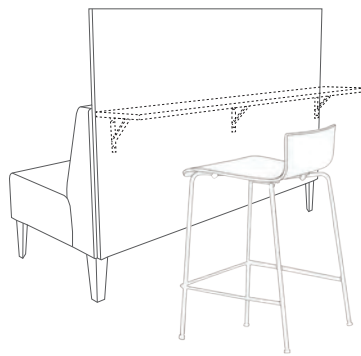
Optional Panel Shelving

10" Deep Laminate or Veneer shelving attached to the back of any privacy panel.
Use any combination of ERG chairs or bar stools to complement your collaborative space.

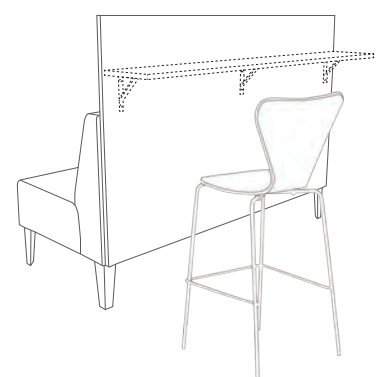
Choose from our wide variety of stylish ERG chairs and bar stools!



café height - 30"



counter height - 36"



straight panel bar height - 42"
"A" and "L" shape bar height - 40"

Solid Surfaces Available

Hundreds of colors and patterns / brands including Avonite, Corian, Formica and Wilsonart

When ordering bar back panel, please specify the following shelf height:

PANEL SELECTION

- 1) Veneer or Laminate
- 2) Size straight: 30", 44", 66" Size curve 30°, 45°, 60°
- 3) Specify height: Café-30", Counter Height-36", Bar Height-40"/42"
- 4) Table Surface Selection: Laminate, Veneer or Solid Surface



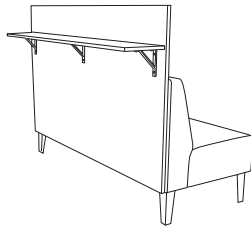
Wilsonart Solid Surface is stocked in Coconut and Bronzite.
Other colors available. Call for quote.

café height	counter height	bar height*
30"	36"	40"/42"

MODEL / DESCRIPTION / LIST PRICING

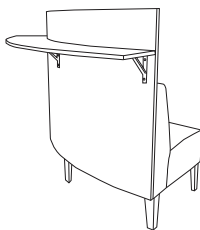
*Bar height available at 42" on straight panel only. Please specify when ordering

STRAIGHT SHELVING



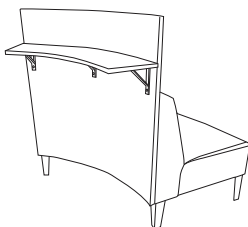
Model Number	Model Description	Shelf Depth	Shipping Weight.	Laminate Top 3mm	Veneer Top 3mm
4003	30"	10"	35 lbs.	\$479	\$527
4004	44"	10"	45 lbs.	\$551	\$606
4005	66"	10"	55 lbs.	\$742	\$816
	30" - 2 brackets	44" - 2 brackets	66" - 3 brackets		

INSIDE CURVE SHELVING



Model Number	Model Description	Shelf Depth	Shipping Weight.	Laminate Top 3mm	Veneer Top 3mm
4006	30°	10"	38 lbs.	\$603	\$662
4007	45°	10"	48 lbs.	\$711	\$782
4008	60°	10"	58 lbs.	\$927	\$1020
	30° - 2 brackets	45° - 2 brackets	60° - 3 brackets		

OUTSIDE CURVE SHELVING



Model Number	Model Description	Shelf Depth	Shipping Weight.	Laminate Top 3mm	Veneer Top 3mm
4009	30°	10"	38 lbs.	\$603	\$662
4010	45°	10"	48 lbs.	\$711	\$782
4011	60°	10"	58 lbs.	\$927	\$1020
	30° - 2 brackets	45° - 2 brackets	60° - 3 brackets		

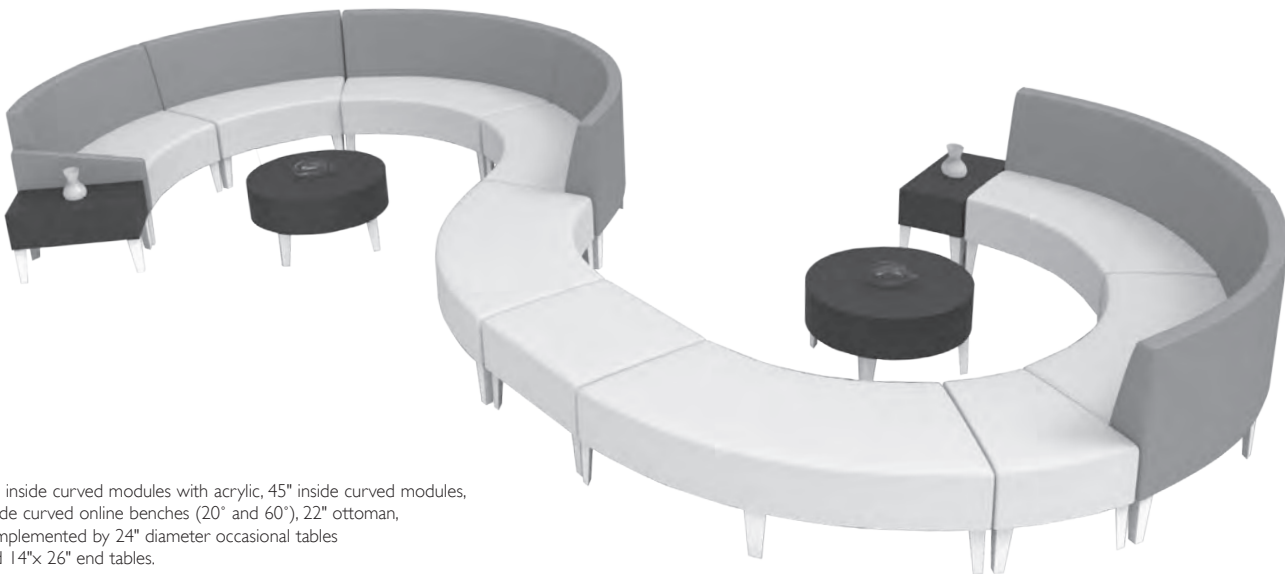
TO ORDER THE SHELVING UNITS, PRIVACY PANELS MUST BE ORDERED FIRST

ERG tables, lounges, and banquettes go well together.

Choose from our wide variety of stylish ERG furniture!



30" straight modules with acrylic "L" panels, 60" inside curved modules, 30" inside curved modules with quad arms, power/data option, complemented by 36" diameter occasional tables



60" inside curved modules with acrylic, 45" inside curved modules, inside curved online benches (20" and 60"), 22" ottoman, complemented by 24" diameter occasional tables and 14"x 26" end tables.

RAVEN MODULAR TABLE OF CONTENTS

Specifications330
Sample Configurations With Dimensions331
Modular Units334
Curve And Corner Units335
Straight Backless Units336
Online Backless Units337
Ottomans338
Benches / Individual Arms341



Arc configurations with four 60° inside curve modular units and one 60° curve online bench unit

Raven Modular Back Available in 2 heights 27" and 33"

RAVEN MODULAR COLLECTION

The Raven Modular Lounge Series offers the utmost in seating comfort. Designed for higher education and any public spaces that require long duration seating comfort. Also available in a junior size for children's areas.

See Raven Jr. in the Children's Section



RAVEN SINGLE UNIT



CORNER LOUNGE UNIT



RAVEN 60° CURVE UNIT

ORDERING INFORMATION

- 1) Series Name
- 2) Model Number
- 3) Quantity
- 4) Fabric Grade and Number
- 5) Powder Coat Color for legs
- 6) Optional Items

RAVEN MODULAR LOUNGE SPECIFICATIONS

Frame

Frame assembly is constructed of multi-ply hardwood, with tongue and groove construction. Seat foam is bonded to all sides of hardwood frame. Seat cushions are 4" graded, high resiliency (H.R.) block foam with seat back 3" H.R. foam, covered entirely with special bonded polyester fiber to protect final upholstery. No sag-springs are installed in seat & back along with interlocking helicoil springs to prevent sagging and provide additional lower back and seat support.

Upholstery

Raven modular lounge is fully upholstered in your choice of fabric, vinyl, crypton, leather or Customers Own Material. ERG uses only water based glues and adhesives in all our upholstery process.

Legs

Round tubular steel legs are available in standard powder coat colors. Optional polished chrome and wood legs are also available.

COLORS / FINISHES

Legs

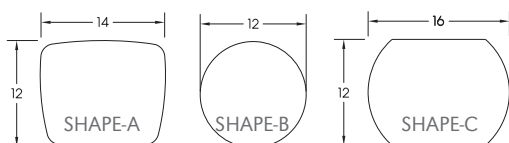
Standard powder coat colors or optional polished chrome available. Wood legs are finished in your choice of standard wood stain colors.

TABLET SHAPES

Choose from 3 Tablet Shapes::

Tablets for all modular series are available in 3 shapes, choose from the three shapes shown and specify; A, B or C and left or right (outside tablet) when ordering. Example: TABF-(A) Left - this would be a fixed shape A tablet on the left side (when seated).

Optional Solid Surface available.



LAMINATE TABLET OR OPTIONAL SOLID SURFACE



ELECTRICAL/DATA



LOW-BACK



UPHOLSTERED ARMS



WOOD LEGS



CASTERS



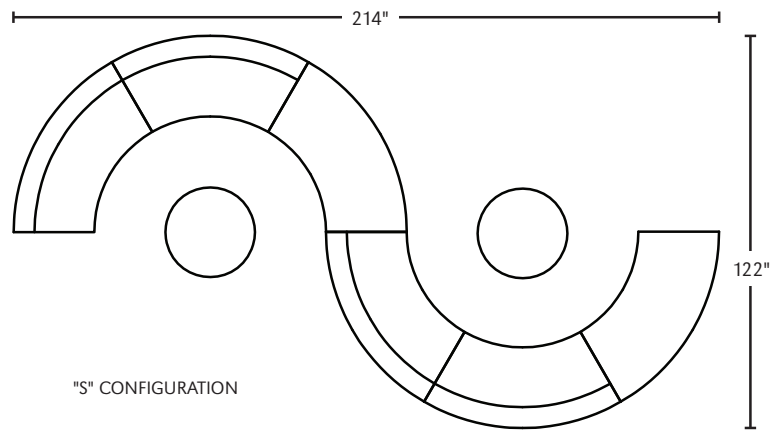
TWO FABRICS

OPTIONS

- CODE: FR - CA133 Fire Retardant.
- CODE: MB - Moisture Barrier.
- CODE: LOW - Fully Upholstered Low Back - 26.5" OA Height.
- CODE: E2S - Electrical (Stainless Steel) - 2 AC Plugs.
- CODE: E2B - Electrical (Black) - 2 AC Plugs.
- CODE: E1S - Electrical/Data (Stainless Steel) - 1 AC Plug, 1 RJ45 Plug.
- CODE: E1B - Electrical/Data (Black) - 1 AC Plug, 1 RJ45 Plug.
- CODE: WOD - Wood Legs.
- CODE: PC - Polished Chrome Legs.
- CODE: PB - Laminate Plinth Base.
- CODE: CAS - Casters set of 4.
- CODE: 2FO - Two Fabric Option.
- CODE: GD - Ganging Brackets (Necessary when ganging two or more modules together).
- CODE: TABF-(_) - Fixed Laminate Tablet - outside or between two modular units (specify tablet shape A, B or C)
- CODE: SST - Solid Surface Tablet Arm
- CODE: COVP - Cove Electrical (Black or Silver) - 2 AC Plugs
- CODE: COVU - Cove Electrical (Black or Silver) - 2 AC Plugs + 2 USB




"S" CONFIGURATION: SIX 60° CURVE UNITS, TWO 60° BACKLESS CURVE UNITS WITH CABANA OCCASIONAL TABLES

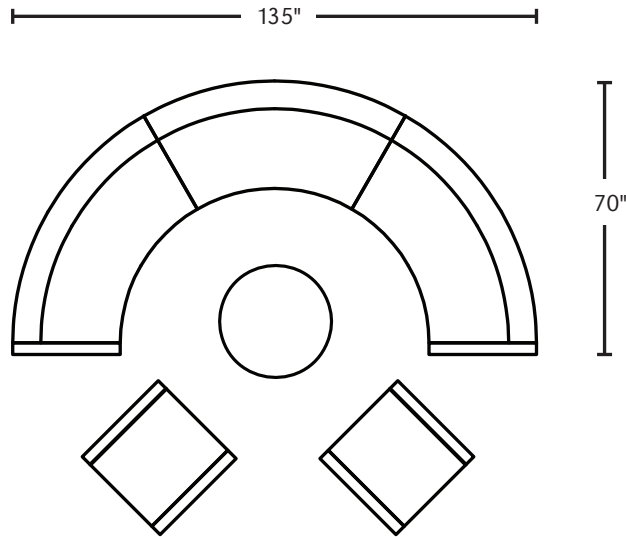


"S" CONFIGURATION

"S" Configuration Includes:	Pricing (COM):
04 - 8318 60° Inside Curve Unit	\$8024
02 - 8338 60° Inside Curve Backless Unit	\$3354
02 - CAB36D 36" Round Table	\$2580
05 - Ganging Brackets	\$260
	<u>\$14218 list</u>



THREE 60° CURVE UNITS, TWO LOUNGE STRAIGHT ARM UNITS, 36" ROUND CABANA TABLE



ARC CONFIGURATION

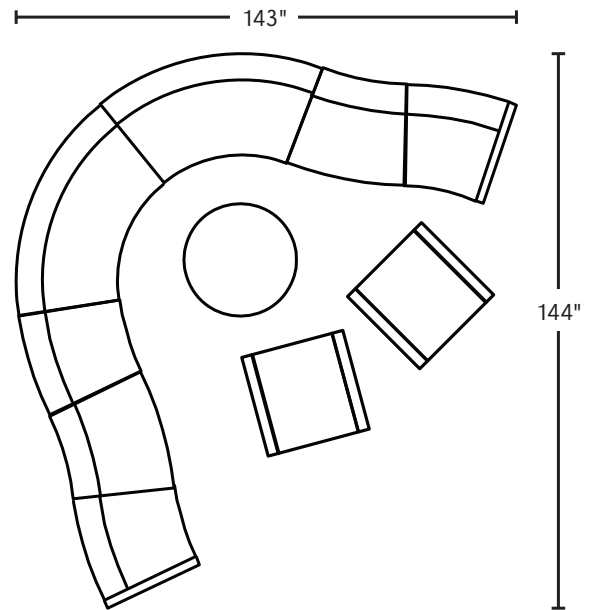
Arc Configuration Includes:	Pricing (COM):
03 - 8318 60° Inside Curve Units	\$6018
02 - 8403 Lounge Single Seat Unit	\$2846
02 - 8358L/R L/R Arms	\$416
01 - CAB36S Cabana Tables	\$1290
03 - Ganging Brackets	\$156
	<u>\$10726 list</u>

RAVEN MODULAR
SAMPLE CONFIGURATIONS WITH DIMENSIONS



SERPENTINE CONFIGURATION

TWO 60° CURVE UNIT, TWO 30° INSIDE CURVE UNITS, TWO 45° OUTSIDE CURVE UNIT, ONE 45° INSIDE CURVE UNIT WITH A 36" ROUND OCCASIONAL TABLE

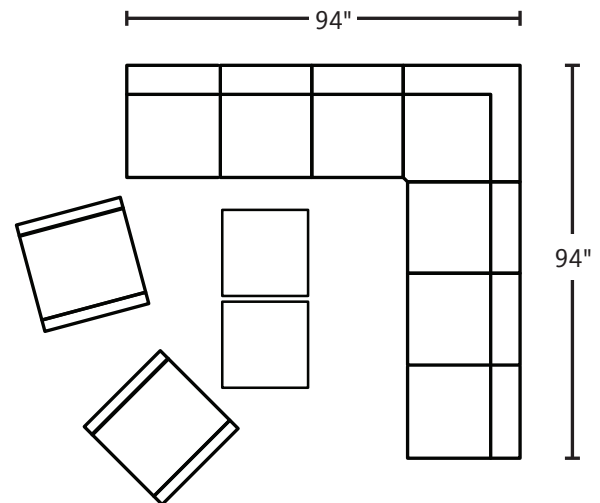


"S" Configuration Includes:	Pricing (COM):
02 - 8318 60° Inside Curve Modules	\$4012
02 - 8308 30° Inside Curve Moduels	\$2100
02 - 8316 45° Outside Curve Modules	\$3448
02 - 8403 Single Seat Lounge	\$2846
01 - CAB36D 36" Round Table	\$1290
06 - Ganging Brackets	\$312
01 - E2S Electrical Option	\$395
	<u>\$14403 list</u>



"L" SHAPE CONFIGURATION

ONE CORNER UNIT, SIX STRAIGHT UNITS, TWO LOUNGE STRAIGHT ARM UNITS WITH TWO CABANA OCCASIONAL TABLES WITH POWER OPTION



"L" Configuration Includes:	Pricing (COM):
06 - 8304 30" Straight Unit	\$6786
01 - 8322 Corner Modules	\$1644
02 - CAB36S 36" Square Table	\$2980
02 - 8403 Single Seat Lounge	\$2846
06 - Ganging Brackets	\$312
02 - E2S Electrical Option	\$790
	<u>\$15358 list</u>

DIMENSIONS	Straight Unit	30° Curve Inside	45° Curve Inside	60° Curve Inside
Seat Depth:	20"	20"	20"	20"
Seat Height:	18"	18"	18"	18"
Overall Depth:	27"	29"	30.5"	32.5"
Overall Width:	22, 30, 44"	35"	52"	67"
Overall Height:	33"	33"	33"	33"
Qty./Wt.:	1 ea./44 lbs.	1 ea./64 lbs.	1 ea./84 lbs.	1 ea./115 lbs.



STRAIGHT UNITS – TABLET ARM AND ELECTRICAL OPTIONS

MODEL / DESCRIPTION / LIST PRICING



8302 22" Straight Unit

COM Yardage: Total: 3.5 Yds. / Back: 2 Yds. / Seat: 1.5 Yds.

COM	GR1	GR2	GR3	GR4	GR5	GR6	GR7	GR8	GR9	GR10	LEA
\$966	\$1036	\$1106	\$1186	\$1256	\$1336	\$1416	\$1496	\$1576	\$1656	\$1736	\$1851

8304 30" Straight Unit


COM Yardage: Total: 4.5 Yds. / Back: 2 Yds. / Seat: 2.33 Yds.

COM	GR1	GR2	GR3	GR4	GR5	GR6	GR7	GR8	GR9	GR10	LEA
\$1131	\$1216	\$1306	\$1406	\$1496	\$1596	\$1696	\$1796	\$1896	\$1996	\$2116	\$2231

8306 44" Straight Unit

COM Yardage: Total: 5 Yds. / Back: 2.5 Yds. / Seat: 2.5 Yds.

COM	GR1	GR2	GR3	GR4	GR5	GR6	GR7	GR8	GR9	GR10	LEA
\$1602	\$1722	\$1842	\$1962	\$2082	\$2202	\$2322	\$2442	\$2562	\$2682	\$2802	\$2917



8308 Inside 30° Curve Unit


COM Yardage: Total: 4 Yds. / Back: 2 Yds. / Seat: 2 Yds.

COM	GR1	GR2	GR3	GR4	GR5	GR6	GR7	GR8	GR9	GR10	LEA
\$1050	\$1120	\$1190	\$1270	\$1340	\$1420	\$1500	\$1580	\$1660	\$1740	\$1820	\$1935

8310 Inside 45° Curve Unit

COM Yardage: Total: 5 Yds. / Back: 2.5 Yds. / Seat: 2.5 Yds.

COM	GR1	GR2	GR3	GR4	GR5	GR6	GR7	GR8	GR9	GR10	LEA
\$1543	\$1643	\$1743	\$1853	\$1953	\$2063	\$2173	\$2283	\$2393	\$2503	\$2613	\$2728



8318 Inside 60° Curve Unit

COM Yardage: Total: 7.5 Yds. / Back: 4.5 Yds. / Seat: 3 Yds.

COM	GR1	GR2	GR3	GR4	GR5	GR6	GR7	GR8	GR9	GR10	LEA
\$2006	\$2106	\$2206	\$2316	\$2416	\$2526	\$2636	\$2746	\$2856	\$2966	\$3076	\$3191

OPTIONS

Add upcharge to list price and code to model number

FR	CA133 Fire Retardant per yard	\$90/yd.
MB	Moisture Barrier - per seat	\$125
LOW	Fully Upholstered Low Back - 26.5" OA Height	\$95
E2S	Electrical Option (S.S.) - 2 AC Plugs	\$395
E2B	Electrical Option (Black) - 2 AC Plugs	\$360
E1S	RJ45 Data Option (S.S.) - 1 AC Plug + 1 RJ45 Plug	\$415
E1B	RJ45 Data Option (Black) - 1 AC Plug + 1 RJ45 Plug	\$380
WOD	Wood Legs set of 4	\$96
PC	Polished Chrome Legs set of 4	\$90

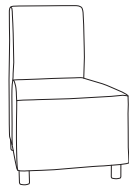
PB	Laminate Plinth Base - Straight Unit	\$160
PB	Laminate Plinth Base - Curve Unit	\$425
CAS	Casters set of 4	\$100
2FO	Two Fabric Option	-
GD	Ganging Brackets	\$52
TABF-(_)	Fixed Tablet (specify blade or outside(L/R), shape A, B or C)	\$370
SST	Solid Surface Tablet Arm - add to tablet option	\$125
COVP	Cove Electrical (Black or Silver) - 2 AC Plugs	\$325
COVU	Cove Electrical (Black or Silver) - 2 AC Plugs + 2 USB	\$425

DIMENSIONS	20° Curve Outside	30° Curve Outside	45° Curve Outside	60° Curve Outside	Corner Unit
Seat Depth:	20"	20"	20"	20"	21"
Seat Height:	18"	18"	18"	18"	18"
Overall Depth:	27"	29"	30.5"	32.5"	28"
Overall Width:	23"	35"	52"	67"	28"
Overall Height:	33"	33"	33"	33"	33"
Qty./Wt.:	1 ea./44 lbs.	1 ea./64 lbs.	1 ea./85 lbs.	1 ea./110 lbs.	1 ea./75 lbs.



CORNER UNIT – SQUARE BACK

MODEL / DESCRIPTION / LIST PRICING



8312 Outside 20° Curve Unit

COM Yardage: Total: 4 Yds. / Back: 2 Yds. / Seat: 2 Yds.

COM	GR1	GR2	GR3	GR4	GR5	GR6	GR7	GR8	GR9	GR10	LEA
\$1097	\$1177	\$1247	\$1327	\$1397	\$1477	\$1557	\$1637	\$1717	\$1797	\$1877	\$1992

8314 Outside 30° Curve Unit

COM Yardage: Total: 4 Yds. / Back: 2 Yds. / Seat: 2 Yds.

COM	GR1	GR2	GR3	GR4	GR5	GR6	GR7	GR8	GR9	GR10	LEA
\$1173	\$1253	\$1323	\$1403	\$1473	\$1553	\$1633	\$1713	\$1793	\$1873	\$1953	\$2068

8316 Outside 45° Curve Unit


COM Yardage: Total: 4 Yds. / Back: 2 Yds. / Seat: 2 Yds.

COM	GR1	GR2	GR3	GR4	GR5	GR6	GR7	GR8	GR9	GR10	LEA
\$1724	\$1824	\$1924	\$2034	\$2134	\$2244	\$2354	\$2464	\$2574	\$2684	\$2794	\$2909

8320 Outside 60° Curve Unit

COM Yardage: Total: 8.5 Yds. / Back: 4.5 Yds. / Seat: 4 Yds.

COM	GR1	GR2	GR3	GR4	GR5	GR6	GR7	GR8	GR9	GR10	LEA
\$2056	\$2166	\$2266	\$2376	\$2476	\$2586	\$2696	\$2806	\$2916	\$3026	\$3136	\$3251



8322 Corner Unit – Square Back

COM Yardage: Total: 5 Yds. / Back: 3.5 Yds. / Seat: 1.5 Yds.

COM	GR1	GR2	GR3	GR4	GR5	GR6	GR7	GR8	GR9	GR10	LEA
\$1644	\$1754	\$1854	\$1964	\$2064	\$2174	\$2284	\$2394	\$2504	\$2614	\$2724	\$2839

8324 Corner Unit – Curved Back

COM Yardage: Total: 5 Yds. / Back: 3.5 Yds. / Seat: 1.5 Yds.

COM	GR1	GR2	GR3	GR4	GR5	GR6	GR7	GR8	GR9	GR10	LEA
\$1533	\$1643	\$1743	\$1853	\$1953	\$2063	\$2173	\$2283	\$2393	\$2503	\$2613	\$2728


OPTIONS

Add upcharge to list price and code to model number

FR	CA133 Fire Retardant per yard	\$90/yd.
MB	Moisture Barrier - per seat	\$125
LOW	Fully Upholstered Low Back - 26.5" OA Height	\$95
E2S	Electrical Option (S.S.) - 2 AC Plugs	\$395
E2B	Electrical Option (Black) - 2 AC Plugs	\$360
E1S	RJ45 Data Option (S.S.) - 1 AC Plug + 1 RJ45 Plug	\$415
E1B	RJ45 Data Option (Black) - 1 AC Plug + 1 RJ45 Plug	\$380
WOD	Wood Legs set of 4	\$96
PC	Polished Chrome Legs set of 4	\$90

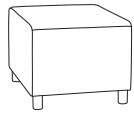
PB	Laminate Plinth Base - Corner Unit	\$225
PB	Laminate Plinth Base - Curve Unit	\$425
CAS	Casters set of 4	\$100
2FO	Two Fabric Option	-
GD	Ganging Brackets	\$52
TABF(-)	Fixed Tablet (specify blade or outside(L/R), shape A, B or C)	\$370
SST	Solid Surface Tablet Arm - add to tablet option	\$125
COVP	Cove Electrical (Black or Silver) - 2 AC Plugs	\$325
COVU	Cove Electrical (Black or Silver) - 2 AC Plugs + 2 USB	\$425

DIMENSIONS	Straight Backless	Bariatric Backless
Seat Depth:	27"	27"
Seat Height:	18"	18"
Overall Depth:	27"	27"
Overall Width:	22", 44"	30"
Overall Height:	18"	18"
Qty./Wt.:	1 ea./40/60 lbs.	1 ea./80 lbs.



TWO SEAT STRAIGHT BACKLESS UNIT

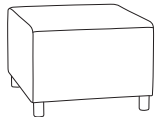
MODEL / DESCRIPTION / LIST PRICING



8326 Single Seat Backless Unit

COM Yardage: 1.75 Yds..

COM	GR1	GR2	GR3	GR4	GR5	GR6	GR7	GR8	GR9	GR10	LEA
\$820	\$890	\$960	\$1040	\$1110	\$1190	\$1270	\$1350	\$1430	\$1510	\$1590	\$1705



8328 Bariatric Backless Unit

COM Yardage: 2 Yds..

COM	GR1	GR2	GR3	GR4	GR5	GR6	GR7	GR8	GR9	GR10	LEA
\$1024	\$1144	\$1264	\$1384	\$1504	\$1624	\$1744	\$1864	\$1984	\$2104	\$2224	\$2339



8330 Two Seat Backless Unit

COM Yardage: 2.5 Yds..

COM	GR1	GR2	GR3	GR4	GR5	GR6	GR7	GR8	GR9	GR10	LEA
\$1481	\$1601	\$1721	\$1841	\$1961	\$2081	\$2201	\$2321	\$2441	\$2561	\$2681	\$2796

OPTIONS

Add upcharge to list price and code to model number

FR	CA133 Fire Retardant per yard	\$90/yd.
MB	Moisture Barrier - per seat	\$125
E2S	Electrical Option (S.S.) - 2 AC Plugs	\$395
E2B	Electrical Option (Black) - 2 AC Plugs	\$360
E1S	RJ45 Data Option (S.S.) - 1 AC Plug + 1 RJ45 Plug	\$415
E1B	RJ45 Data Option (Black) - 1 AC Plug + 1 RJ45 Plug	\$380
WOD	Wood Legs set of 4	\$96
PC	Polished Chrome Legs set of 4	\$90

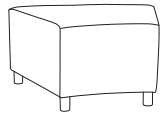
PB	Laminate Plinth Base - Straight Unit	\$160
CAS	Casters set of 4	\$100
GD	Ganging Brackets	\$52
TABF(-)	Fixed Tablet (specify blade or outside(L/R), shape A, B or C)	\$370
SST	Solid Surface Tablet Arm - add to tablet option	\$125
COVP	Cove Electrical (Black or Silver) - 2 AC Plugs	\$325
COVU	Cove Electrical (Black or Silver) - 2 AC Plugs + 2 USB	\$425

DIMENSIONS	20° Curve Backless	30° Curve Backless	45° Curve Backless	60° Curve Backless
Seat Depth:	27"	27"	27"	27"
Seat Height:	18"	18"	18"	18"
Overall Depth:	27"	29"	30.5"	32.5"
Overall Width:	23"	35"	52"	67"
Overall Height:	18"	18"	18"	18"
Qty./Wt.:	1 ea./42 lbs.	1 ea./62 lbs.	1 ea./82 lbs.	1 ea./102 lbs.



60° CURVE BACKLESS UNIT

MODEL / DESCRIPTION / LIST PRICING



8332 20° Curve Unit

COM Yardage: 2.25 Yds..

COM	GR1	GR2	GR3	GR4	GR5	GR6	GR7	GR8	GR9	GR10	LEA
\$919	\$989	\$1059	\$1139	\$1209	\$1289	\$1369	\$1449	\$1529	\$1609	\$1689	\$1804

8334 30° Curve Unit

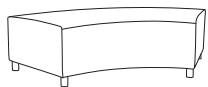
COM Yardage: 2.25 Yds..

COM	GR1	GR2	GR3	GR4	GR5	GR6	GR7	GR8	GR9	GR10	LEA
\$987	\$1057	\$1127	\$1207	\$1277	\$1357	\$1437	\$1517	\$1597	\$1677	\$1757	\$1872

8336 45° Curve Unit

COM Yardage: 2.5 Yds..

COM	GR1	GR2	GR3	GR4	GR5	GR6	GR7	GR8	GR9	GR10	LEA
\$1372	\$1442	\$1512	\$1592	\$1662	\$1742	\$1822	\$1902	\$1982	\$2062	\$2142	\$2257



8338 60° Curve Unit

COM Yardage: 3.25 Yds..

COM	GR1	GR2	GR3	GR4	GR5	GR6	GR7	GR8	GR9	GR10	LEA
\$1677	\$1747	\$1817	\$1897	\$1967	\$2047	\$2127	\$2207	\$2287	\$2367	\$2447	\$2562

OPTIONS

Add upcharge to list price and code to model number

FR	CA133 Fire Retardant per yard	\$90/yd.
MB	Moisture Barrier - per seat	\$125
E2S	Electrical Option (S.S.) - 2 AC Plugs	\$395
E2B	Electrical Option (Black) - 2 AC Plugs	\$360
E1S	RJ45 Data Option (S.S.) - 1 AC Plug + 1 RJ45 Plug	\$415
E1B	RJ45 Data Option (Black) - 1 AC Plug + 1 RJ45 Plug	\$380
WOD	Wood Legs set of 4	\$96
PC	Polished Chrome Legs set of 4	\$90

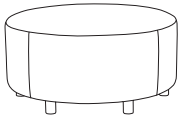
PB	Laminate Plinth Base - Curve Unit	\$425
CAS	Casters set of 4	\$100
GD	Ganging Brackets	\$52
TABF(-)	Fixed Tablet (specify blade or outside(L/R), shape A, B or C)	\$370
SST	Solid Surface Tablet Arm - add to tablet option	\$125
COVP	Cove Electrical (Black or Silver) - 2 AC Plugs	\$325
COVU	Cove Electrical (Black or Silver) - 2 AC Plugs + 2 USB	\$425

DIMENSIONS	18" Round	24" Round	30" Round	36" Round	42" Round
Overall Depth:	18"	24"	30"	36"	42"
Overall Width:	18"	24"	30"	36"	42"
Overall Height:	18"	18"	18"	18"	18"
Qty./Wt.:	1 ea./26 lbs.	1 ea./37 lbs.	1 ea./48 lbs.	1 ea./68 lbs.	1 ea./84 lbs.



36" ROUND OTTOMAN

MODEL / DESCRIPTION / LIST PRICING



8341 18" Round Ottoman COM Yardage: 1.75 Yds..

COM	GR1	GR2	GR3	GR4	GR5	GR6	GR7	GR8	GR9	GR10	LEA
\$829	\$949	\$1069	\$1189	\$1309	\$1429	\$1549	\$1669	\$1789	\$1909	\$2029	\$2144

8339 24" Round Ottoman COM Yardage: 1.75 Yds..

COM	GR1	GR2	GR3	GR4	GR5	GR6	GR7	GR8	GR9	GR10	LEA
\$968	\$1088	\$1208	\$1328	\$1448	\$1568	\$1688	\$1808	\$1928	\$2048	\$2168	\$2283

8340 30" Round Ottoman COM Yardage: 1.75 Yds..

COM	GR1	GR2	GR3	GR4	GR5	GR6	GR7	GR8	GR9	GR10	LEA
\$1331	\$1451	\$1571	\$1691	\$1811	\$1931	\$2051	\$2171	\$2291	\$2411	\$2531	\$2646

8342 36" Round Ottoman COM Yardage: 2.75 Yds..

COM	GR1	GR2	GR3	GR4	GR5	GR6	GR7	GR8	GR9	GR10	LEA
\$1601	\$1721	\$1841	\$1961	\$2081	\$2201	\$2321	\$2441	\$2561	\$2681	\$2801	\$2916

8344 42" Round Ottoman COM Yardage: 3.25 Yds..

COM	GR1	GR2	GR3	GR4	GR5	GR6	GR7	GR8	GR9	GR10	LEA
\$1730	\$1850	\$1970	\$2090	\$2210	\$2330	\$2450	\$2570	\$2690	\$2810	\$2930	\$3045

OPTIONS

Add upcharge to list price and code to model number

FR	CA133 Fire Retardant per yard	\$90/yd.
MB	Moisture Barrier - per ottoman	\$125
E2S	Electrical Option (S.S.) - 2 AC Plugs	\$395
E2B	Electrical Option (Black) - 2 AC Plugs	\$360
E1S	RJ45 Data Option (S.S.) - 1 AC Plug + 1 RJ45 Plug	\$415
E1B	RJ45 Data Option (Black) - 1 AC Plug + 1 RJ45 Plug	\$380
WOD	Wood Legs set of 4	\$96

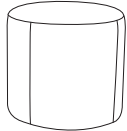
WOD	Wood Legs set of 4	\$96
PC	Polished Chrome Legs set of 4	\$90
PB	Laminate Plinth Base - Curve Unit	\$425
CAS	Casters set of 4	\$100
GD	Ganging Brackets	\$52
COVP	Cove Electrical (Black or Silver) - 2 AC Plugs	\$325
COVU	Cove Electrical (Black or Silver) - 2 AC Plugs + 2 USB	\$425

DIMENSIONS	18" Round	24" Round	30" Round	36" Round	42" Round
Overall Depth:	18"	24"	30"	36"	42"
Overall Width:	18"	24"	30"	36"	42"
Overall Height:	18"	18"	18"	18"	18"
Qty./Wt.:	1 ea./26 lbs.	1 ea./37 lbs.	1 ea./48 lbs.	1 ea./68 lbs.	1 ea./84 lbs.



ROUND OTTOMAN / NO LEGS

MODEL / DESCRIPTION / LIST PRICING



8341-NL 18" Round Ottoman / No Legs COM Yardage: 1.75 Yds..

COM	GR1	GR2	GR3	GR4	GR5	GR6	GR7	GR8	GR9	GR10	LEA
\$881	\$1001	\$1121	\$1241	\$1361	\$1481	\$1601	\$1721	\$1841	\$1961	\$2081	\$2196

8339-NL 24" Round Ottoman / No Legs COM Yardage: 1.75 Yds..

COM	GR1	GR2	GR3	GR4	GR5	GR6	GR7	GR8	GR9	GR10	LEA
\$1020	\$1140	\$1260	\$1380	\$1500	\$1620	\$1740	\$1860	\$1980	\$2100	\$2220	\$2335

8340-NL 30" Round Ottoman / No Legs COM Yardage: 1.75 Yds..

COM	GR1	GR2	GR3	GR4	GR5	GR6	GR7	GR8	GR9	GR10	LEA
\$1382	\$1502	\$1622	\$1742	\$1862	\$1982	\$2102	\$2222	\$2342	\$2462	\$2582	\$2697

8342-NL 36" Round Ottoman / No Legs COM Yardage: 2 Yds..

COM	GR1	GR2	GR3	GR4	GR5	GR6	GR7	GR8	GR9	GR10	LEA
\$1642	\$1762	\$1882	\$2002	\$2122	\$2242	\$2362	\$2482	\$2602	\$2722	\$2842	\$2957

8344-NL 42" Round Ottoman / No Legs COM Yardage: 3.25 Yds..


COM	GR1	GR2	GR3	GR4	GR5	GR6	GR7	GR8	GR9	GR10	LEA
\$1782	\$1902	\$2022	\$2142	\$2262	\$2382	\$2502	\$2622	\$2742	\$2862	\$2982	\$3097

OPTIONS

Add upcharge to list price and code to model number

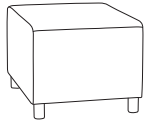
FR	CA133 Fire Retardant per yard	\$90/yd.	E1S	RJ45 Data Option (S.S.) - 1 AC Plug + 1 RJ45 Plug	\$415
MB	Moisture Barrier - per ottoman	\$125	E1B	RJ45 Data Option (Black) - 1 AC Plug + 1 RJ45 Plug	\$380
E2S	Electrical Option (S.S.) - 2 AC Plugs	\$395	COVP	Cove Electrical (Black or Silver) - 2 AC Plugs	\$325
E2B	Electrical Option (Black) - 2 AC Plugs	\$360	COVU	Cove Electrical (Black or Silver) - 2 AC Plugs + 2 USB	\$425

DIMENSIONS	27" Square	36" Square	42" Square
Overall Depth:	27"	36"	42"
Overall Width:	27"	36"	42"
Overall Height:	18"	18"	18"
Qty./Wt.:	1 ea./50 lbs.	1 ea./58 lbs.	1 ea./78 lbs.



36" SQUARE OTTOMAN

MODEL / DESCRIPTION / LIST PRICING



8346 27" Square Ottoman COM Yardage: 2 Yds..

COM	GR1	GR2	GR3	GR4	GR5	GR6	GR7	GR8	GR9	GR10	LEA
\$970	\$1090	\$1210	\$1330	\$1450	\$1570	\$1690	\$1810	\$1930	\$2050	\$2170	\$2285

8348 36" Square Ottoman COM Yardage: 3.25 Yds..

COM	GR1	GR2	GR3	GR4	GR5	GR6	GR7	GR8	GR9	GR10	LEA
\$1483	\$1603	\$1723	\$1843	\$1963	\$2083	\$2203	\$2323	\$2443	\$2563	\$2683	\$2798

8350 42" Square Ottoman COM Yardage: 3.75 Yds..

COM	GR1	GR2	GR3	GR4	GR5	GR6	GR7	GR8	GR9	GR10	LEA
\$1732	\$1852	\$1972	\$2092	\$2212	\$2332	\$2452	\$2572	\$2692	\$2812	\$2932	\$3047

OPTIONS

Add upcharge to list price and code to model number

FR	CA133 Fire Retardant per yard	\$90/yd.
MB	Moisture Barrier - per ottoman	\$125
E2S	Electrical Option (S.S.) - 2 AC Plugs	\$395
E2B	Electrical Option (Black) - 2 AC Plugs	\$360
E1S	RJ45 Data Option (S.S.) - 1 AC Plug + 1 RJ45 Plug	\$415
E1B	RJ45 Data Option (Black) - 1 AC Plug + 1 RJ45 Plug	\$380
WOD	Wood Legs set of 4	\$96
PC	Polished Chrome Legs set of 4	\$90
PB	Laminate Plinth Base - Straight Unit	\$160

CAS	Casters set of 4	\$100
2FO	Two Fabric Option	-
GD	Ganging Brackets	\$52
TABF(-)	Fixed Tablet (specify blade or outside(L/R), shape A, B or C)	\$370
SST	Solid Surface Tablet Arm - add to tablet option	\$125
COVP	Cove Electrical (Black or Silver) - 2 AC Plugs	\$325
COVU	Cove Electrical (Black or Silver) - 2 AC Plugs + 2 USB	\$425

DIMENSIONS	Straight Benches	R-L Arm	Center Arm
Overall Depth:	20"	27"	19"
Overall Width:	22, 44, 66"	3"	2"
Overall Height:	18"	25"	25"
Qty./Wt.:	1 ea./45/60/78 lbs.	1 ea./25 lbs.	1 ea./25 lbs.



SINGLE SEAT WITH ARMS



TWO SEAT STRAIGHT BENCH

MODEL / DESCRIPTION / LIST PRICING



8352 Single Seat Straight Bench

COM Yardage: 1.75 Yds..

COM	GR1	GR2	GR3	GR4	GR5	GR6	GR7	GR8	GR9	GR10	LEA
\$812	\$882	\$952	\$1032	\$1102	\$1182	\$1262	\$1342	\$1422	\$1502	\$1582	\$1697



8354 Two Seat Straight Bench

COM Yardage: 3 Yds..

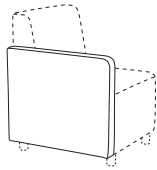
COM	GR1	GR2	GR3	GR4	GR5	GR6	GR7	GR8	GR9	GR10	LEA
\$1423	\$1543	\$1663	\$1783	\$1903	\$2023	\$2143	\$2263	\$2383	\$2503	\$2623	\$2738



8356 Three Seat Straight Bench

COM Yardage: 4.75 Yds..

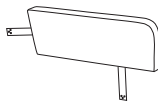
COM	GR1	GR2	GR3	GR4	GR5	GR6	GR7	GR8	GR9	GR10	LEA
\$1673	\$1793	\$1913	\$2033	\$2153	\$2273	\$2393	\$2513	\$2633	\$2753	\$2873	\$2988



8358L/R Left or Right Arm

COM Yardage: 1.5 Yds..

COM	GR1	GR2	GR3	GR4	GR5	GR6	GR7	GR8	GR9	GR10	LEA
\$208	\$248	\$278	\$318	\$348	\$378	\$408	\$438	\$478	\$518	\$558	\$648



8358C Center Arm

COM Yardage: .75 Yds..

COM	GR1	GR2	GR3	GR4	GR5	GR6	GR7	GR8	GR9	GR10	LEA
\$202	\$242	\$272	\$312	\$342	\$372	\$402	\$432	\$472	\$512	\$552	\$642

OPTIONS

Add upcharge to list price and code to model number

FR	CA133 Fire Retardant per yard	\$90/yd.
MB	Moisture Barrier - per ottoman	\$125
E2S	Electrical Option (S.S.) - 2 AC Plugs	\$395
E2B	Electrical Option (Black) - 2 AC Plugs	\$360
E1S	RJ45 Data Option (S.S.) - 1 AC Plug + 1 RJ45 Plug	\$415
E1B	RJ45 Data Option (Black) - 1 AC Plug + 1 RJ45 Plug	\$380
WOD	Wood Legs set of 4	\$96
PC	Polished Chrome Legs set of 4	\$90
PB	Laminate Plinth Base - Straight Unit	\$160

CAS	Casters set of 4	\$100
2FO	Two Fabric Option	-
GD	Ganging Brackets	\$52
TABF(-)	Fixed Tablet (specify blade or outside(L/R), shape A, B or C)	\$370
SST	Solid Surface Tablet Arm - add to tablet option	\$125
COVP	Cove Electrical (Black or Silver) - 2 AC Plugs	\$325
COVU	Cove Electrical (Black or Silver) - 2 AC Plugs + 2 USB	\$425

ROLA MODULAR COLLECTION

The Rola offers a sleek, modern look and unlimited design possibilities. Straight and curved wedges create S- and C-shapes, Figure 8's, and many more. The Rola column is a customizable option in full or half round, that completes a look or can stand alone. Choose varied column height for an exciting finished space!



ORDERING INFORMATION

To Order Please Specify:

- 1) Series Name
- 2) Model Number
- 3) Quantity
- 4) Fabric Grade & Number
- 5) Powder Coat Color for Legs
- 6) Leg Type (for ganging applications)
- 7) Optional Items

ROLA GENERAL SPECIFICATIONS

Frame

Frame assembly is constructed of 100% solid hardwood, milled on 4 sides to 1" thickness. No plywood is used. All foam is fully bonded to frame. Seat cushions are 5" graded high resiliency (H.R.) block foam, covered entirely with special bonded polyester fiber to protect final upholstery.

Upholstery

Seat and back are covered in choice of fabric, vinyl, crypton, leather or COM. ERG uses only water based glues and adhesives in our upholstery process.

Metal Legs

Rola Legs are made of 14 gauge rectangular tubular steel with hand brazed welds. Choose either freestanding (#806) legs for re-configurable modular benches or combine with inside (#808) legs to gang benches into a configuration.

Glides

Factory installed black nylon glides.

Tables

Coordinate with Dion Occasional Tables. Column Top Plates may serve as Table Tops for some systems.

COLORS / FINISHES

Frame Finish Colors:

Standard powder coat colors available.

OPTIONS

- CODE: FR - CA133 Fire Retardant.
- CODE: MB - Moisture Barrier.
- CODE: 2FO - Two Fabric Option.
- CODE: SBH - Special Height.
- CODE: PC - Polished Chrome Legs.
- CODE: - Polished Chrome Legs.
- CODE: COVP - Cove Electrical (Black or Silver) - 2 AC Plugs
- CODE: COVU - Cove Electrical (Black or Silver) - 2 AC Plugs + 2 USB



FREESTANDING (#806) LEGS



INSIDE (#808) LEGS



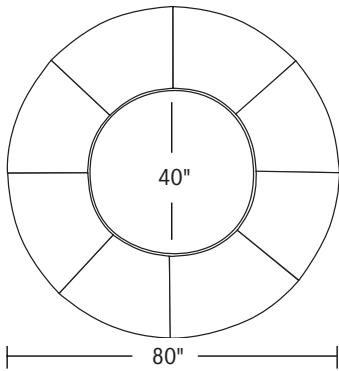
Full circle configuration with 8 wedge units and one full column/backrest



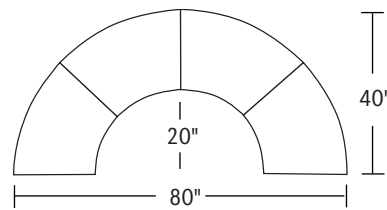
Half circle (against a wall) configuration with 4 wedges and half column/backrest. Seats approximately four.



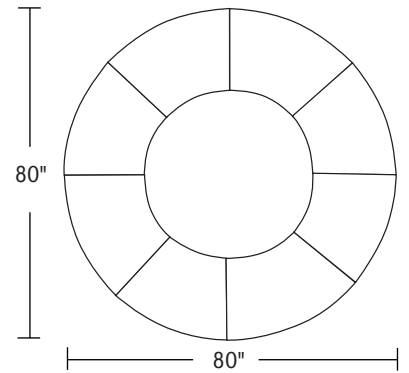
Use of Benches/Wedges for reconfigurable designs. 8 wedges make a full circle.



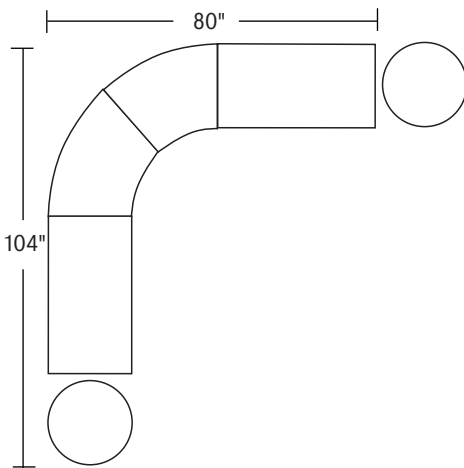
Full Circle with Full Column



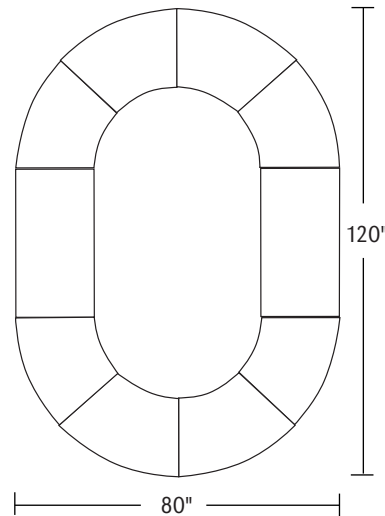
Half Circle



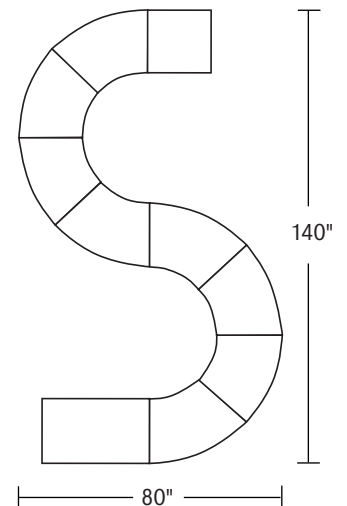
Full Circle



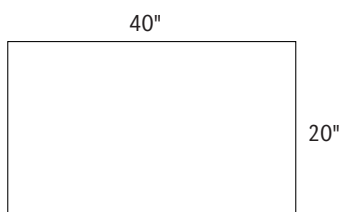
Corner Configuration



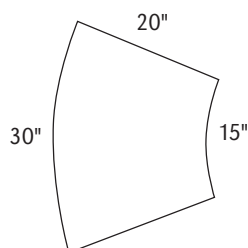
Oval Configuration



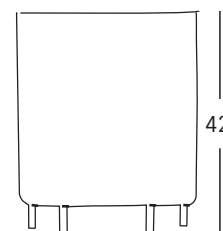
S configuration



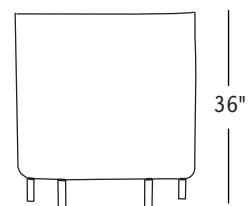
2 Seat Bench Top View



Wedge Unit Top View

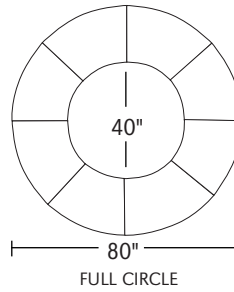


Tall Column Profile

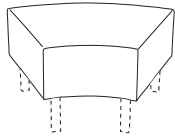


Column Profile

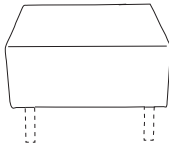
DIMENSIONS	1/8 Wedge	Ottoman	2-Seat Bench
Overall Depth:	20"	20"	20"
Overall Length:	30"	20"	40"
Seat Height:	17.5"	17.5"	17.5"
Inside Diameter:	15"	-	-
Outside Diameter:	30"	-	-
Qty./Wt.:	1 ea./24 lbs.	1 ea./25 lbs.	1 ea./65 lbs.




MODEL / DESCRIPTION / LIST PRICING



800	1/8 Wedge - 45°											COM Yardage: 1.5 Yds.
COM	GR1	GR2	GR3	GR4	GR5	GR6	GR7	GR8	GR9	GR10	LEA	
\$912	\$975	\$1014	\$1055	\$1097	\$1141	\$1187	\$1234	\$1284	\$1335	\$1388	\$1641	



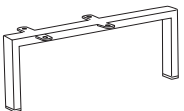
802	1-Seat Bench											COM Yardage: 1.25 Yds.
COM	GR1	GR2	GR3	GR4	GR5	GR6	GR7	GR8	GR9	GR10	LEA	
\$782	\$836	\$870	\$905	\$941	\$979	\$1018	\$1058	\$1101	\$1145	\$1191	\$1407	



804	2-Seat Bench											COM Yardage: 2 Yds.
COM	GR1	GR2	GR3	GR4	GR5	GR6	GR7	GR8	GR9	GR10	LEA	
\$1278	\$1368	\$1422	\$1479	\$1538	\$1600	\$1664	\$1731	\$1800	\$1872	\$1947	\$2301	

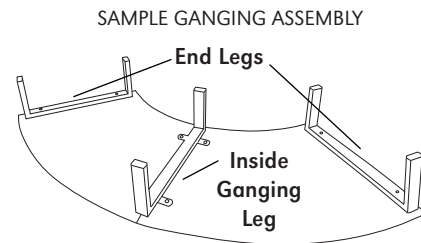


806	End Leg - for ottomans, end/outside legs on modular units, and other non-ganging modular units										
END LEG											
\$247											



808	Inside Ganging Leg - for ganging Rola wedges and benches										
GANGING LEG											
\$283											

Note: For a single wedge unit use two End Legs. For two wedge units together, use two End Legs plus one Inside Ganging Leg.
COM Note: For material with pattern repeat add 10% more fabric.




OPTIONS

Add upcharge to list price and code to model number

FR	CA133 Fire Retardant per yard	\$90/yd
MB	Moisture Barrier - per seat	\$125
2FO	Two Fabric Option	-

SBH	Special Height	\$295
PC	Polished Chrome Legs - per leg	\$65

DIMENSIONS	Full Column	Half Column
Width:	40" Dia.	40" Dia.
Depth:	40" Dia.	20" Radius
Height:	36" and 42"	36" and 42"
Overall Width:	40"	40"
Overall Depth:	40"	20"
Qty./Wt.:	1 ea./84 lbs.	1 ea./55 lbs.



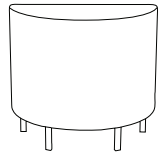
TALL FULL COLUMN



HALF COLUMN

Note: Column pricing include legs and ganginghardware.

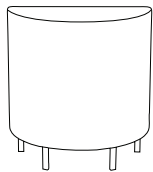
MODEL / DESCRIPTION / LIST PRICING



810 Half Column / Backrest - 36" Height

COM Yardage: 1.5 Yds.

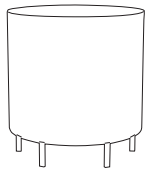
COM	GR1	GR2	GR3	GR4	GR5	GR6	GR7	GR8	GR9	GR10	LEA
\$1591	\$1703	\$1771	\$1842	\$1915	\$1992	\$2072	\$2155	\$2241	\$2330	\$2424	\$2864



812 Tall Half Column / Backrest - 42" Height

COM Yardage: 1.25 Yds.

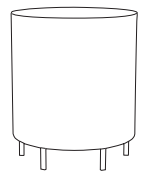
COM	GR1	GR2	GR3	GR4	GR5	GR6	GR7	GR8	GR9	GR10	LEA
\$1900	\$2033	\$2115	\$2199	\$2287	\$2379	\$2474	\$2573	\$2676	\$2783	\$2894	\$3421



814 Full Column / Backrest - 36" Height

COM Yardage: 2 Yds.

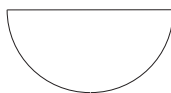
COM	GR1	GR2	GR3	GR4	GR5	GR6	GR7	GR8	GR9	GR10	LEA
\$2827	\$3025	\$3146	\$3272	\$3403	\$3539	\$3681	\$3828	\$3981	\$4140	\$4306	\$5089



816 Tall Full Column / Backrest - 42" Height


COM Yardage: 2 Yds.

COM	GR1	GR2	GR3	GR4	GR5	GR6	GR7	GR8	GR9	GR10	LEA
\$3039	\$3251	\$3381	\$3516	\$3657	\$3803	\$3956	\$4114	\$4278	\$4449	\$4627	\$5469



818 Half Column Top Plate - 40" Diameter Half Circle

LAMINATE	WOOD VENEER	GLASS	SOLID SURFACE
\$268	\$525	\$567	CALL



820 Full Column Top Plate - 40" Diameter

LAMINATE	WOOD VENEER	GLASS	SOLID SURFACE
\$505	\$803	\$876	CALL

OPTIONS

Add upcharge to list price and code to model number

FR	CA133 Fire Retardant per yard	\$90/yd
MB	Moisture Barrier - per seat	\$125
2FO	Two Fabric Option	-

SBH	Special Height	\$295
PC	Polished Chrome Legs - per column	\$95

ROXBY MODULAR TABLE OF CONTENTS

Specifications347
Configuration Examples348
Modular Units350
Ottoman & Individual Arms352
Symphony Occasional Tables (Wood Legs)353



ROXBY MODULAR COLLECTION

Roxby delivers strength and durability with timeless modern design and elegant luxury. Combine modular lounge designs with sofas to provide a cohesive elegant design for any environment.



MODULAR CONFIGURATION WITH TWO FABRIC OPTION

ORDERING INFORMATION

To Order Please Specify:

- | | |
|-----------------|------------------------------|
| 1) Series Name | 4) Wood Stain Color for Legs |
| 2) Model Number | 5) Fabric Grade & Number |
| 3) Quantity | 6) Optional Items |

ROXBY GENERAL SPECIFICATIONS

Frame

Frame assembly is constructed of multi-ply hardwood, with tongue and groove construction. Seat foam is bonded to all sides of hardwood frame. Seat cushions are 4" graded, high resiliency (H.R.) block foam with seat back 3" H.R. foam, covered entirely with special bonded polyester fiber to protect final upholstery. No sag-springs are installed in seat & back along with interlocking helicoil springs to prevent sagging and provide additional lower back and seat support.

Upholstery

Roxby modular lounge is fully upholstered in your choice of fabric, vinyl, crypton, leather or Customers Own Material. ERG uses only water based glues and adhesives in all our upholstery process.

Solid Wood Legs

Roxby wood legs are 8" tall solid maple and feature a stylish taper. Legs are stained in your choice of standard wood finish colors.

COLORS / FINISHES

Wood Stain for Maple Wood Legs:

All transparent wood stain colors available.

OPTIONS

- CODE: FR - CA133 Fire Retardant.
- CODE: MB - Moisture Barrier.
- CODE: 2FO - Two Fabric Option.
- CODE: E2S - Electrical (Stainless Steel) - 2 AC Plugs.
- CODE: E2B - Electrical (Black) - 2 AC Plugs.
- CODE: E1S - Electrical/Data (Stainless Steel) - 1 AC Plug, 1 RJ45 Plug.
- CODE: E1B - Electrical/Data (Black) - 1 AC Plug, 1 RJ45 Plug.
- CODE: COVP - Cove Electrical(Black or Silver) - 2 AC Plugs.
- CODE: COVU - Cove Electrical(Black or Silver) - 2 AC Plugs + 2 USB.
- CODE: GD - Ganging Brackets (Necessary when ganging two or more modules together.)
- CODE: TABF() - Fixed Laminate Tablet - outside or between two modular units (specify tablet shape A, B or C)
- CODE: SST - Solid Surface Tablet Arm



WOOD LEG DETAIL



ELECTRICAL



TABLET BLADE



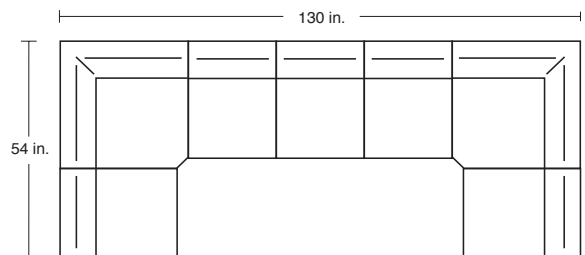
ROXBY MODULAR U-CONFIGURATION

MAKE YOUR OWN ARRANGEMENT

It's as easy as 1 - 2 - 3!

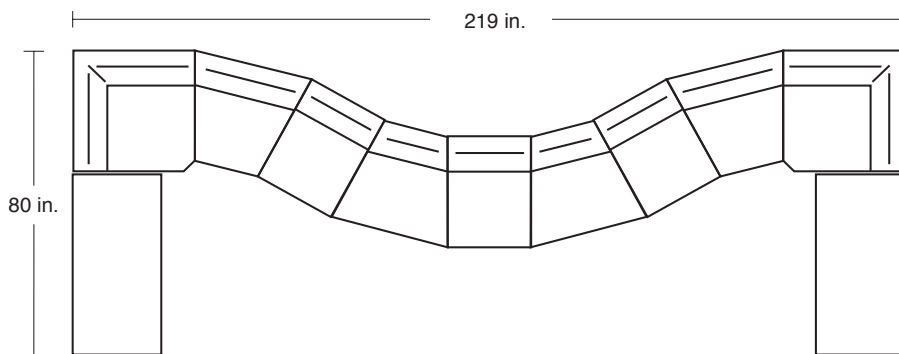
1. Find out how much linear space is available.
2. Decide which module unit will best meet your needs.
3. Choose from a complete lounge, a single 1-seat module, 2-, or 3-seat lounge sofas, or specify your own assortment of lounges with a combination of modular units and inside or outside arms.
4. Last but not least, use tables that will complement your setting.

ERG occasional tables offer all of the choices you need to make designing elegant, beautiful settings easy.



U-Configuration:
2 - 892W Corner units
5 - 895W Straight units

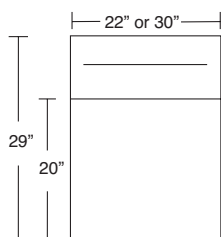
Pricing (COM):
\$3294
\$5595
\$8889 list



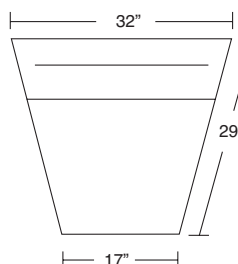
Serpentine Configuration:
2 - 892W Corner units
2 - 893W Inside units
2 - 894W Outside units
3 - 895W Straight units
2 - 4936 Coffee tables (Symphony)

Pricing (COM):
\$3294
\$2770
\$2770
\$3357
\$2276
\$14467 list

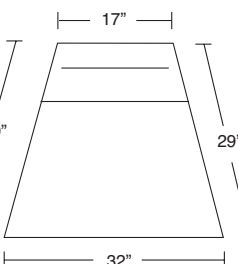
ROXBY MODULAR UNIT DIMENSIONS



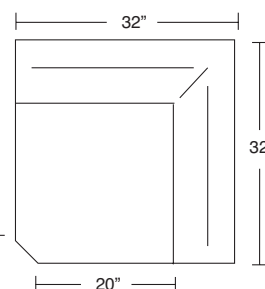
STRAIGHT MODULE
MODEL 895W



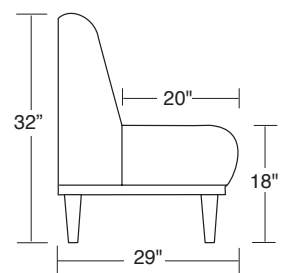
30° INSIDE MODULE
MODEL 893W



30° OUTSIDE MODULE
MODEL 894W



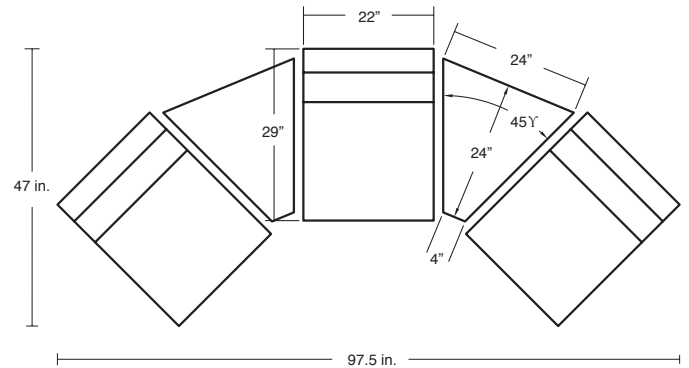
CORNER MODULE
MODEL 892W



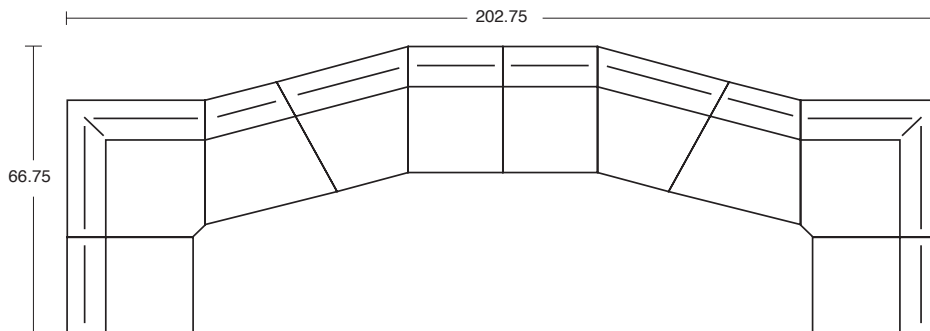
PROFILE VIEW
MODEL 895W



MODULAR CORNER GROUPING WITH TWO FABRIC OPTION



Arc Configuration:	Pricing (COM):
3 - 895W Straight units	\$3357
2 - 4938 Wedge tables 45° (Symphony)	\$1990
	<u>\$5347 list</u>



Configuration using	Pricing (COM):
2 - 892W Corner units	\$3294
2 - 893W Inside units	\$2770
2 - 894W Outside units	\$2770
4 - 895W Straight units	\$4476
	<u>\$13310 list</u>

TABLET SHAPES

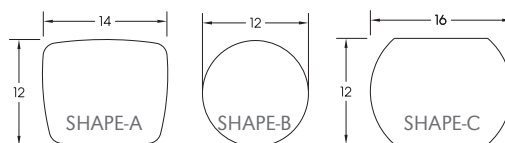
Choose from 3 Tablet Shapes::

Tablets for all modular series are available in 3 shapes, choose from the three shapes shown and specify; A, B or C and left or right (outside tablet) when ordering. Example: TABF-(A) Left - this would be a fixed shape A tablet on the left side (when seated).

Optional Solid Surface available.

Note:

- Tablet orders of 6 or less - choice of 3 standard laminate colors: black, white and silver.
- Tablet orders of 6 or more - any choice standard laminate colors.



DIMENSIONS	Straight and Bariatric	Two Seat	Three Seat
Seat Width:	22" / 30"	44"	66"
Seat Depth:	20"	20"	20"
Seat Height:	18"	18"	18"
Back Height:	32"	32"	32"
Overall Width:	22" / 30"	45"	67"
Overall Depth:	29"	29"	29"
Qty./Wt.:	1 ea./80 lbs.	1 ea./115 lbs.	1 ea./110 lbs.



SINGLE SEAT MODULAR UNIT



TWO SEAT MODULAR UNIT

MODEL / DESCRIPTION / LIST PRICING



895W Single Modular Unit

COM Yardage: Total: 3.75 Yds. / Back: 1.75 Yds. / Seat: 1.25 Yds. / Base: .75 Yds


COM	GR1	GR2	GR3	GR4	GR5	GR6	GR7	GR8	GR9	GR10	LEA
\$1119	\$1197	\$1245	\$1295	\$1347	\$1401	\$1457	\$1515	\$1576	\$1639	\$1704	\$2014



895BW Bariatric Modular Unit

COM Yardage: Total: 3.75 Yds. / Back: 1.75 Yds. / Seat: 1.25 Yds. / Base: .75 Yds.

COM	GR1	GR2	GR3	GR4	GR5	GR6	GR7	GR8	GR9	GR10	LEA
\$1360	\$1455	\$1513	\$1574	\$1637	\$1702	\$1770	\$1841	\$1915	\$1992	\$2071	\$2448




898W Two Seat Modular Unit

COM Yardage: Total: 4.25 Yds. / Back: 2.25 Yds. / Seat: 1.5 Yds. / Base: .5 Yds.

COM	GR1	GR2	GR3	GR4	GR5	GR6	GR7	GR8	GR9	GR10	LEA
\$1985	\$2124	\$2209	\$2297	\$2389	\$2485	\$2584	\$2687	\$2795	\$2907	\$3023	\$3573

*Railroad only



899W Three Seat Modular Unit

COM Yardage: Total: 6.75 Yds. / Back: 2.25 Yds. / Seat: 2.5 Yds. / Base: 2 Yds.

COM	GR1	GR2	GR3	GR4	GR5	GR6	GR7	GR8	GR9	GR10	LEA
\$2608	\$2791	\$2902	\$3018	\$3139	\$3265	\$3395	\$3531	\$3672	\$3819	\$3972	\$4694

OPTIONS

Add upcharge to list price and code to model number

FR	CA133 Fire Retardant per yard	\$90/yd
MB	Moisture Barrier - per seat	\$125
2FO	Two Fabric Option	-
E2S	Electrical Option (S.S.) - 2 AC Plugs	\$395
E2B	Electrical Option (Black) - 2 AC Plugs	\$360
E1S	RJ45 Data Option (S.S.) - 1 AC Plug + 1 RJ45 Plug	\$380
E1B	RJ45 Data Option (Black) - 1 AC Plug + 1 RJ45 Plug	\$415

COVP	Cove Electrical (Black or Silver) - 2 AC Plugs	\$325
COVU	Cove Electrical (Black or Silver) - 2 AC Plugs + 2 USB	\$425
GD	Ganging Brackets - per pair	\$65
TABF(-)	Fixed Tablet (specify blade or outside(L/R), shape A, B or C)	\$370
SST	Solid Surface Tablet Arm - add to tablet option	\$125
COVP	Cove Electrical (Black or Silver) - 2 AC Plugs	\$325
COVU	Cove Electrical (Black or Silver) - 2 AC Plugs + 2 USB	\$425

DIMENSIONS	Corner	30° Inside	30° Outside
Seat Width:	32"	42"	66"
Seat Depth:	20"	20"	20"
Seat Height:	18"	18"	18"
Back Height:	32"	32"	32"
Overall Width:	32"	42"	66"
Overall Depth:	32"	29"	29"
Qty./Wt.:	1 ea./80 lbs.	1 ea./115 lbs.	1 ea./115 lbs.



CORNER UNIT




30° INSIDE UNIT



30° OUTSIDE UNIT

MODEL / DESCRIPTION / LIST PRICING



892W Modular Corner Unit

COM Yardage: Total: 5.75 Yds. / Back: 3 Yds. / Seat: 1.25 Yds. / Base: 1 Yd.

COM	GR1	GR2	GR3	GR4	GR5	GR6	GR7	GR8	GR9	GR10	LEA
\$1647	\$1762	\$1833	\$1906	\$1982	\$2062	\$2144	\$2230	\$2319	\$2412	\$2508	\$2965



893W 30° Inside Modular Unit

COM Yardage: Total: 3.5 Yds. / Back: 1.5 Yds. / Seat: 1.25 Yds. / Base: 0.75 Yds.

COM	GR1	GR2	GR3	GR4	GR5	GR6	GR7	GR8	GR9	GR10	LEA
\$1385	\$1482	\$1541	\$1603	\$1667	\$1734	\$1803	\$1875	\$1950	\$2028	\$2109	\$2493

Note: 3 units make a 90° arc.



894W 30° Outside Modular Unit

COM Yardage: Total: 3.75 Yds. / Back: 1.5 Yds. / Seat: 1.5 Yds. / Base: 0.75 Yds.

COM	GR1	GR2	GR3	GR4	GR5	GR6	GR7	GR8	GR9	GR10	LEA
\$1385	\$1482	\$1541	\$1603	\$1667	\$1734	\$1803	\$1875	\$1950	\$2028	\$2109	\$2493

Note: 3 units make a 90° arc.



BEAUMONT PRIVACY PANELS - Now available as an accessory for modular lounge products. Fully upholstered side panels are available in contrasting fabrics and feature classic stitching at the top. Solid wood top cap finishes the contemporary look. Please contact customer service for custom pricing quote.



TOP CAP AND STITCHING DETAIL

OPTIONS

Add upcharge to list price and code to model number

FR	CA133 Fire Retardant per yard	\$90/yd
MB	Moisture Barrier - per seat	\$125
2FO	Two Fabric Option	-
E2S	Electrical Option (S.S.) - 2 AC Plugs	\$395
E2B	Electrical Option (Black) - 2 AC Plugs	\$360
E1S	RJ45 Data Option (S.S.) - 1 AC Plug + 1 RJ45 Plug	\$380
E1B	RJ45 Data Option (Black) - 1 AC Plug + 1 RJ45 Plug	\$415

COVP	Cove Electrical (Black or Silver) - 2 AC Plugs	\$325
COVU	Cove Electrical (Black or Silver) - 2 AC Plugs + 2 USB	\$425
GD	Ganging Brackets - per pair	\$65
TABF(-)	Fixed Tablet (specify blade or outside(L/R), shape A, B or C)	\$370
SST	Solid Surface Tablet Arm - add to tablet option	\$125
COVP	Cove Electrical (Black or Silver) - 2 AC Plugs	\$325
COVU	Cove Electrical (Black or Silver) - 2 AC Plugs + 2 USB	\$425

**ROXBY MODULAR
OTTOMAN AND INDIVIDUAL ARMS**

DIMENSIONS	Ottoman	Arms
Seat Width:	22"	-
Seat Depth:	22"	-
Seat Height:	18"	-
Arm Width:	-	3"
Arm Depth:	-	25"
Tablet Height		
Qty./Wt.:	1 ea./55 lbs.	1 ea./35 lbs.



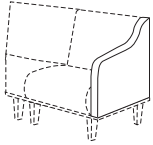
NOTE: Left or Right Arm is determined when seated on product. Arms are factory installed.

MODEL / DESCRIPTION / LIST PRICING



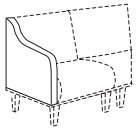
880W Ottoman - fully upholstered COM Yardage: 1.5 Yds.

COM	GR1	GR2	GR3	GR4	GR5	GR6	GR7	GR8	GR9	GR10	LEA
\$895	\$958	\$996	\$1,036	\$1,077	\$1,120	\$1,165	\$1,212	\$1,260	\$1,311	\$1,363	\$1,611



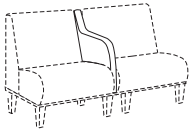
896L Left Outside Arm - fully upholstered COM Yardage: 1.5 Yds.

COM	GR1	GR2	GR3	GR4	GR5	GR6	GR7	GR8	GR9	GR10	LEA
\$420	\$449	\$467	\$486	\$506	\$526	\$547	\$569	\$591	\$615	\$640	\$756



896R Right Outside Arm - fully upholstered COM Yardage: 1.5 Yds.

COM	GR1	GR2	GR3	GR4	GR5	GR6	GR7	GR8	GR9	GR10	LEA
\$420	\$449	\$467	\$486	\$506	\$526	\$547	\$569	\$591	\$615	\$640	\$756



897 Inside Arm - fully upholstered COM Yardage: 1.5 Yds.

COM	GR1	GR2	GR3	GR4	GR5	GR6	GR7	GR8	GR9	GR10	LEA
\$420	\$449	\$467	\$486	\$506	\$526	\$547	\$569	\$591	\$615	\$640	\$756

OPTIONS

Add upcharge to list price and code to model number

FR	CA133 Fire Retardant per yard	\$90/yd
MB	Moisture Barrier - per seat	\$125
2FO	Two Fabric Option	-
E2S	Electrical Option (S.S.) - 2 AC Plugs	\$395
E2B	Electrical Option (Black) - 2 AC Plugs	\$360
E1S	RJ45 Data Option (S.S.) - 1 AC Plug + 1 RJ45 Plug	\$380
E1B	RJ45 Data Option (Black) - 1 AC Plug + 1 RJ45 Plug	\$415

COVP	Cove Electrical (Black or Silver) - 2 AC Plugs	\$325
COVU	Cove Electrical (Black or Silver) - 2 AC Plugs + 2 USB	\$425
GD	Ganging Brackets - per pair	\$65
TABF(-)	Fixed Tablet (specify blade or outside(L/R), shape A, B or C)	\$370
SST	Solid Surface Tablet Arm - add to tablet option	\$125
COVP	Cove Electrical (Black or Silver) - 2 AC Plugs	\$325
COVU	Cove Electrical (Black or Silver) - 2 AC Plugs + 2 USB	\$425




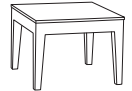


SYMPHONY COFFEE TABLE



SYMPHONY WOOD

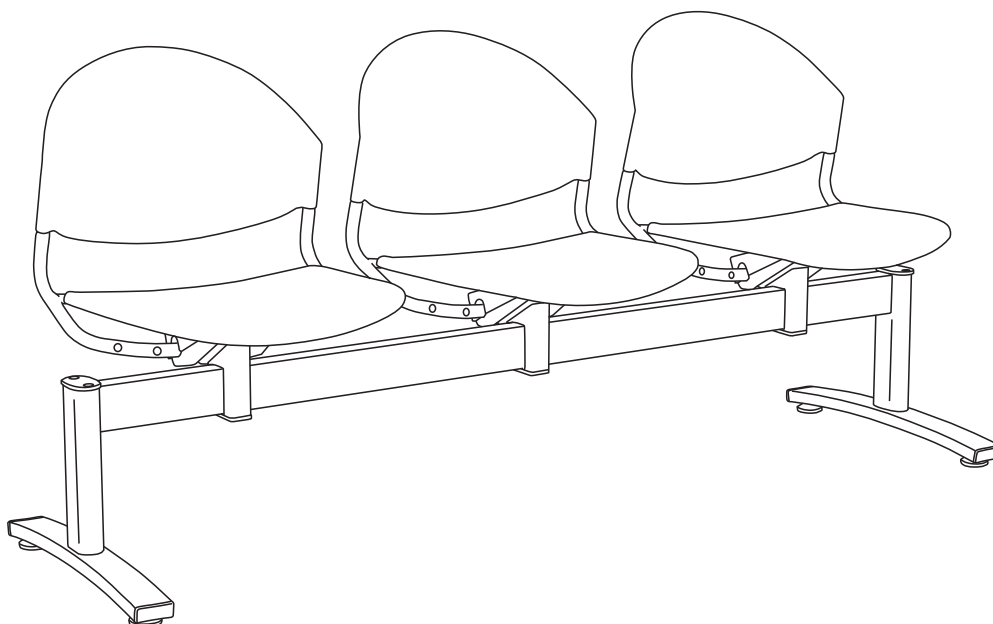
MODEL / DESCRIPTION / LIST PRICING

SYMPHONY OCCASIONAL TABLES -- WOOD LEG

	Model Number	Model Description	Table Top Size	Table Height	Table Top Shape	Shipping Weight	Laminate Top Edge 2A, 2B, 3A	Wood Veneer Top
	4929	End Table	20" x 29"	16"	square		\$698	\$740
	4930	End Table	24" x 24"	17"	square	55 lbs	\$831	\$881
	4931	End Table	28" x 28"	17"	square	63 lbs	\$884	\$937
	4932	Coffee Table	24" x 48"	17"	rectangular	66 lbs	\$1050	\$1113
	4933	Coffee Table	24" x 72"	17"	rectangular	58 lbs	\$1295	\$1373
	4938	Wedge Table	24" x 24" x 4"	17"	45° wedge	42 lbs	\$995	\$1055



Specifications.....356
Frame Pricing.....357
Beam Seating Configuration.....358
Table Top and Arm Options.....359
Seat Options.....360



BEAM SEATING

Beam seating features 1" x 2" arched rectangular steel tube bases with 2" elliptical steel columns attached to a steel beam. Your choice of several ERG seat styles and optional tables to fit your space.



THREE SEAT BEAM WITH DELFI SEATS AND UPHOLSTERED SEAT INSERTS



T-LEG DETAIL

ORDERING INFORMATION

To Order Please Specify:

- | | |
|------------------------------------|---------------------------------|
| 1) Series Name | 8) Upholstery |
| 2) Model Number | 9) Wood Seat Stain Color |
| 3) Quantity | 10) Table Choice |
| 4) Frame Color | 11) Laminate Selection / Number |
| 5) Layout of Seats / Arms / Tables | 12) PVC Convex Table Edge Color |
| 6) Number of Seats | 13) Any Accessories or Options |
| 7) Seat Choice | |



BEAM SEATING GENERAL SPECIFICATIONS

Frame Construction

The Beam frame is fabricated with 1" x 2" arched rectangular steel tube bases and 2" elliptical steel tube columns attached to a steel beam. The beam and legs are sand blasted and then powder coated for maximum paint adhesion.

Finish

Standard powder coat colors available.

Choice of Seats

Choose from several ERG seat styles, featuring hundreds of material and upholstery combinations.

Optional Table Tops

Laminate table top is 1.25" thick high density particle board with a PVC convex T-mold edge. Your choice of over 1000 standard laminates from brands like Nevamar, Wilsonart, Formica and Pionite.

Note

Beam seating frames are free standing. Floor mount legs are optional.

COLORS / FINISHES

Frame Finish Colors:

Standard powder coat colors available.

Wood Seat Stain Colors:

All transparent wood stain colors available.

OPTIONS

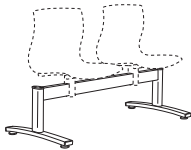
- CODE: FM/CL - Floor Mount Interconnecting Legs
- CODE: FM/EL - Floor Mount End Leg
- CODE: FS/CL - Free Standing Interconnecting Legs
- CODE: BBC - Back To Back Connector Bar
- CODE: FR - CA133 Flame Retardant
- CODE: MB - Moisture Barrier.
- CODE: ENG - Laser Engraving
- CODE: TT - Two Tone Wood Stains
- CODE: RB -Reverse Bubble Back Cutout - Benton
- CODE: UB - Upright Bubble Back Cutout - Benton
- CODE: VB - Vertical Bubble Back Cutout - Benton
- CODE: SQ -Square Hole Cutout Design - Dekko
- CODE: RD - Round Hole Cutout Design - Dekko
- CODE: RECT - Rectilinear Hole Cutout Design - Dekko
- CODE: AC1 -Elliptical Arms with Nylon Arm Caps - Webby
- CODE: AC2 -Nylon T-Arm - Delfi
- CODE: EAC -Elliptical Arms - Delfi
- CODE: PAC -Polyurethane Arm Caps - Teriana
- CODE: WAC -Wood Arm Caps - Teriana
- CODE: OT/S -Online Table - Square
- CODE: OT/R -Online Table - Round
- CODE: OT/E -Online Table - Rounded End
- CODE: OT/90 -Online Table - 90° Corner
- CODE: OT/D -Online Table - Double End

DIMENSIONS	2 Seat Beam	3 Seat Beam	4 Seat Beam
Overall Depth:	24"	24"	24"
Overall Width:	50"	70"	90"
Table Height:	15"	15"	15"
Weight per carton:	68 lb.	88 lb.	108 lb.



THREE SEAT BEAM WITH DELFI SEATS AND UPHOLSTERED SEAT INSERTS

MODEL / DESCRIPTION / LIST PRICING FRAME ONLY (ADD SEAT/ARM OPTIONS TO LIST PRICE)

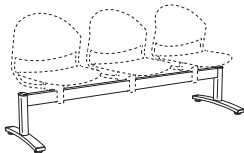


Two seat Beam frame

4202

Steel beam with arched steel tube base and column

Two Seat beam frame
\$1286

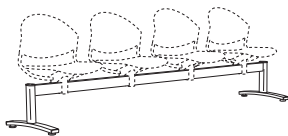


Three seat Beam frame

4203

Steel beam with arched steel tube base and column

Three Seat beam frame
\$1549



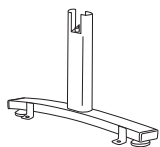
Four seat Beam frame

4204

Steel beam with arched steel tube base and column

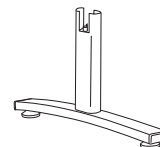
Four Seat beam frame
\$1759

FRAME OPTIONS / LIST PRICING (ADD TO FRAME LIST PRICE)



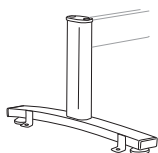
FM/CL - Floor Mount Interconnecting Legs

per leg
\$289



FS/CL - Free Standing Interconnecting Legs

per leg
\$289



FM/EL - Floor Mount End Leg

per leg
\$299



BBC - Back To Back Connector Bar

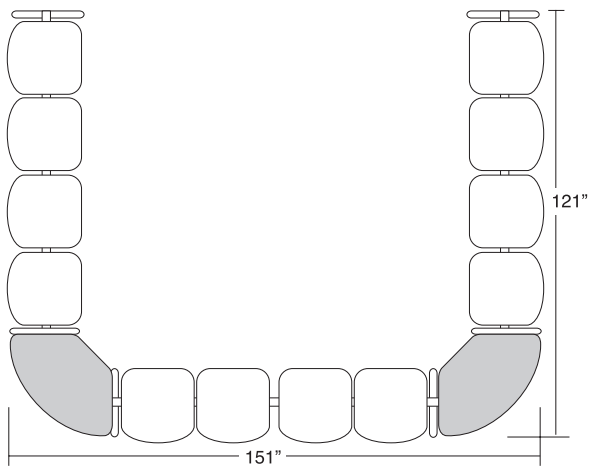
each
\$226



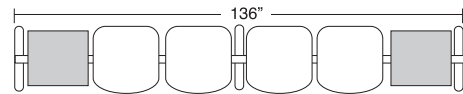
U SHAPE CONFIGURATION



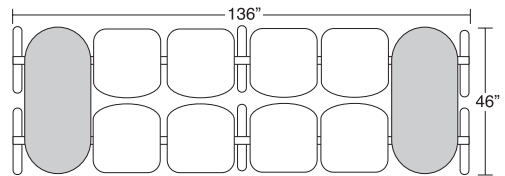
STRAIGHT LINE CONFIGURATION



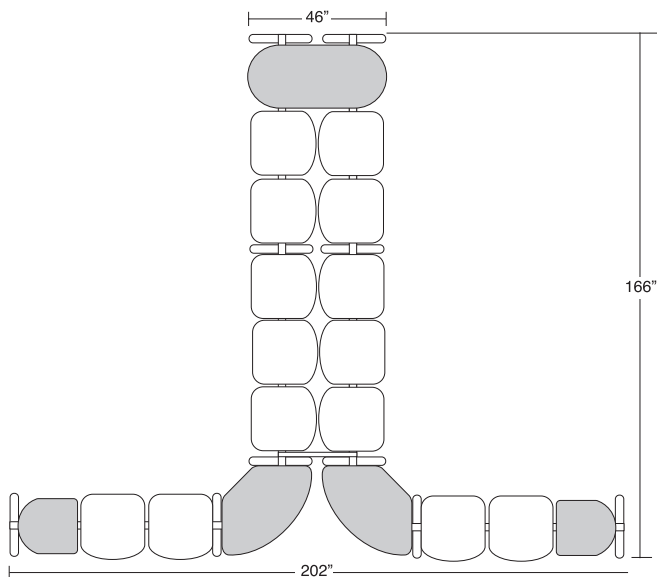
U SHAPE CONFIGURATION



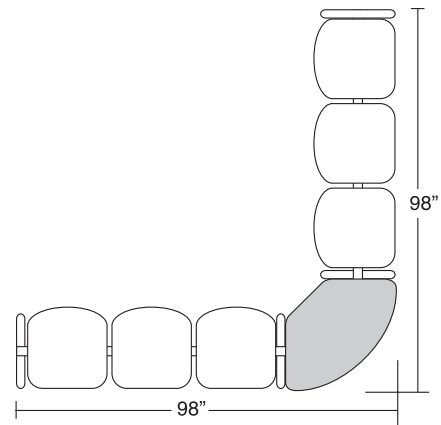
STRAIGHT LINE CONFIGURATION WITH ON-LINE TABLES



BACK TO BACK CONFIGURATION



CORNER CONFIGURATION



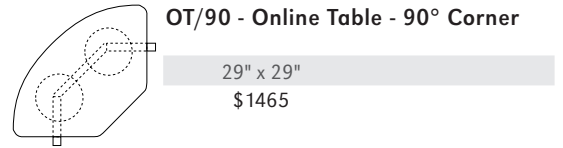
OUTSIDE FACING CORNER CONFIGURATION

ONLINE TABLE OPTIONS / LIST PRICING (ADD TO FRAME LIST PRICE)



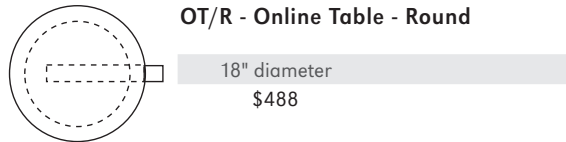
OT/S - Online Table - Square

18" x 18"
\$488



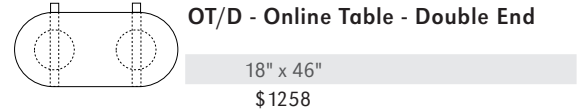
OT/90 - Online Table - 90° Corner

29" x 29"
\$1465



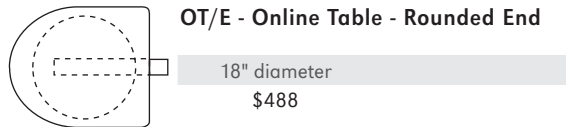
OT/R - Online Table - Round

18" diameter
\$488



OT/D - Online Table - Double End

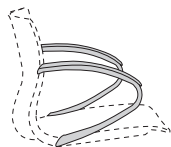
18" x 46"
\$1258



OT/E - Online Table - Rounded End

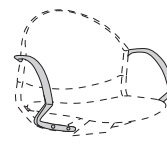
18" diameter
\$488

ARM OPTIONS / LIST PRICING (ADD TO FRAME LIST PRICE)



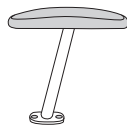
AC1 - Elliptical Arms - Webby

per pair
\$278



EAC - Elliptical Arms - Delfi
EAPC - Chrome Elliptical Arms - Delfi

EAC - per pair EAPC - per pair
\$205 \$310



AC2 - Nylon T-Arm - All Seats

per arm
\$184

OPTIONS

Add upcharge to list price and code to model number

FM/CL	Floor Mount Interconnecting Legs	\$275 / leg
FM/EL	Floor Mount End Leg	\$285 / leg
FS/CL	Free Standing Interconnecting Legs	\$275 / leg
BBC	Back To Back Connector Bar	\$215 / each
FR	CA133 Fire Retardant	\$90 / yard
MB	Moisture Barrier	\$68 / seat
ENG	Laser Engraving - Estimate plus Set-Up Fee	\$42 / seat
TT	Two Tone Wood Stains - Benton / Dekko	\$75 / seat
RB	Reverse Bubble Cutout - Benton	\$48 / seat
UB	Upright Bubble Cutout - Benton	\$48 / seat
VB	Vertical Bubble Cutout - Benton	\$48 / seat
SQ	Square Hole Cutout - Dekko	\$48 / seat
RD	Round Hole Cutout - Dekko	\$48 / seat

RECT	Rectilinear Hole Cutout - Dekko	\$48 / seat
AC1	Elliptical Arms - Webby	\$265 / pair
AC2	Nylon T-Arms - Delfi	\$175 / each
EAC	Elliptical Arms - Delfi	\$195 / pair
EAPC	Elliptical Arms in Polished Chrome - Delfi	\$295 / pair
PAC	Polyurethane Arm Caps - Teriana	\$88 / pair
WAC	Wood Arm Caps - Teriana	\$176 / pair
OT/S	Online Table - Square	\$465
OT/R	Online Table - Round	\$465
OT/E	Online Table - Rounded End	\$465
OT/90	Online Table - 90° Corner	\$1395
OT/D	Online Table - Double End	\$1198

SEAT OPTIONS / LIST PRICING PER SEAT (ADD TO FRAME LIST PRICE)

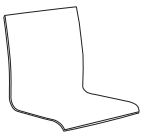


DEMI Benton Demi Back

Multi-Ply Hardwood Shell											
\$383											

DEMI/SI Benton Demi Back / Upholstered Seat Insert COM Yardage: 0.5 Yds. / seat

COM	GR1	GR2	GR3	GR4	GR5	GR6	GR7	GR8	GR9	GR10	LEA
\$462	\$494	\$514	\$535	\$556	\$578	\$601	\$625	\$651	\$677	\$704	\$832



DKO Dekko

Multi-Ply Hardwood Shell											
\$278											

DKO/SI Dekko / Upholstered Seat Insert COM Yardage: 0.5 Yds. / seat

COM	GR1	GR2	GR3	GR4	GR5	GR6	GR7	GR8	GR9	GR10	LEA
\$441	\$472	\$491	\$510	\$531	\$552	\$574	\$597	\$621	\$646	\$672	\$794

DKO/S Dekko / Upholstered Seat and Back Inserts COM Yardage: 1.5 Yds. / seat

COM	GR1	GR2	GR3	GR4	GR5	GR6	GR7	GR8	GR9	GR10	LEA
\$520	\$556	\$578	\$602	\$626	\$651	\$677	\$704	\$732	\$761	\$792	\$936



DEL Delfi

Polypropylene Seat and Back						Please See P. 2 In The Colors and Finishes Guide For All Available Shell Colors					
\$289											

DEL/SI Delfi / Upholstered Seat Insert COM Yardage: 0.75 Yds. / seat

COM	GR1	GR2	GR3	GR4	GR5	GR6	GR7	GR8	GR9	GR10	LEA
\$368	\$393	\$409	\$425	\$442	\$460	\$478	\$498	\$517	\$538	\$560	\$662

DEL/S Delfi / Upholstered Seat and Back Inserts COM Yardage: 1.5 Yds. / seat

COM	GR1	GR2	GR3	GR4	GR5	GR6	GR7	GR8	GR9	GR10	LEA
\$446	\$477	\$497	\$516	\$537	\$559	\$581	\$604	\$628	\$653	\$680	\$803


OPTIONS

Add upcharge to list price and code to model number

FM/CL	Floor Mount Interconnecting Legs	\$275 / leg
FM/EL	Floor Mount End Leg	\$285 / leg
FS/CL	Free Standing Interconnecting Legs	\$275 / leg
BBC	Back To Back Connector Bar	\$215 / each
FR	CA133 Fire Retardant	\$90 / yard
MB	Moisture Barrier	\$68 / seat
ENG	Laser Engraving - Estimate plus Set-Up Fee	\$42 / seat
TT	Two Tone Wood Stains - Benton / Dekko	\$75 / seat
RB	Reverse Bubble Cutout - Benton	\$48 / seat
UB	Upright Bubble Cutout - Benton	\$48 / seat
VB	Vertical Bubble Cutout - Benton	\$48 / seat
SQ	Square Hole Cutout - Dekko	\$48 / seat
RD	Round Hole Cutout - Dekko	\$48 / seat


RECT	Rectilinear Hole Cutout - Dekko	\$48 / seat
AC1	Elliptical Arms - Webby	\$265 / pair
AC2	Nylon T-Arms - Delfi	\$175 / each
EAC	Elliptical Arms - Delfi	\$195 / pair
EAPC	Elliptical Arms in Polished Chrome - Delfi	\$295 / pair
PAC	Polyurethane Arm Caps - Teriana	\$88 / pair
WAC	Wood Arm Caps - Teriana	\$176 / pair
OT/S	Online Table - Square	\$465
OT/R	Online Table - Round	\$465
OT/E	Online Table - Rounded End	\$465
OT/90	Online Table - 90° Corner	\$1395
OT/D	Online Table - Double End	\$1198

SEAT OPTIONS / LIST PRICING PER SEAT (ADD TO FRAME LIST PRICE)



TR/B		Teriana Round Back / Upholstered Back										COM Yardage: 1 Yd. / seat
COM	GR1	GR2	GR3	GR4	GR5	GR6	GR7	GR8	GR9	GR10	LEA	
\$457	\$489	\$508	\$529	\$550	\$572	\$595	\$618	\$643	\$669	\$696	\$822	

TR/W		Teriana Round Back / Wood Back										COM Yardage: 1 Yd. / seat
COM	GR1	GR2	GR3	GR4	GR5	GR6	GR7	GR8	GR9	GR10	LEA	
\$431	\$461	\$479	\$498	\$518	\$539	\$560	\$583	\$606	\$630	\$656	\$775	



TS/B		Teriana Square Back / Upholstered Back										COM Yardage: 1 Yd. / seat
COM	GR1	GR2	GR3	GR4	GR5	GR6	GR7	GR8	GR9	GR10	LEA	
\$467	\$500	\$520	\$541	\$562	\$585	\$608	\$633	\$658	\$684	\$712	\$841	

TS/W		Teriana Square Back / Wood Back										COM Yardage: 1 Yd. / seat
COM	GR1	GR2	GR3	GR4	GR5	GR6	GR7	GR8	GR9	GR10	LEA	
\$446	\$477	\$497	\$516	\$537	\$559	\$581	\$604	\$628	\$653	\$680	\$803	

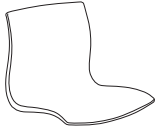
OPTIONS

Add upcharge to list price and code to model number

FM/CL	Floor Mount Interconnecting Legs	\$275 / leg
FM/EL	Floor Mount End Leg	\$285 / leg
FS/CL	Free Standing Interconnecting Legs	\$275 / leg
BBC	Back To Back Connector Bar	\$215 / each
FR	CA133 Fire Retardant	\$90 / yard
MB	Moisture Barrier	\$68 / seat
ENG	Laser Engraving - Estimate plus Set-Up Fee	\$42 / seat
TT	Two Tone Wood Stains - Benton / Dekko	\$75 / seat
RB	Reverse Bubble Cutout - Benton	\$48 / seat
UB	Upright Bubble Cutout - Benton	\$48 / seat
VB	Vertical Bubble Cutout - Benton	\$48 / seat
SQ	Square Hole Cutout - Dekko	\$48 / seat
RD	Round Hole Cutout - Dekko	\$48 / seat

RECT	Rectilinear Hole Cutout - Dekko	\$48 / seat
AC1	Elliptical Arms - Webby	\$265 / pair
AC2	Nylon T-Arms - Delfi	\$175 / each
EAC	Elliptical Arms - Delfi	\$195 / pair
EAPC	Elliptical Arms in Polished Chrome - Delfi	\$295 / pair
PAC	Polyurethane Arm Caps - Teriana	\$88 / pair
WAC	Wood Arm Caps - Teriana	\$176 / pair
OT/S	Online Table - Square	\$465
OT/R	Online Table - Round	\$465
OT/E	Online Table - Rounded End	\$465
OT/90	Online Table - 90° Corner	\$1395
OT/D	Online Table - Double End	\$1198

SEAT OPTIONS / LIST PRICING PER SEAT (ADD TO FRAME LIST PRICE)



WBY Webby Nylon

100% Nylon Plastic Shell Please See P. 2 In The Colors and Finishes Guide For All Available Shell Colors
\$278

WBY/SI Webby / Upholstered Seat Insert

COM Yardage: 0.75 Yds. / seat

COM	GR1	GR2	GR3	GR4	GR5	GR6	GR7	GR8	GR9	GR10	LEA
\$357	\$382	\$397	\$413	\$430	\$447	\$465	\$483	\$503	\$523	\$544	\$643

WBY/S Webby / Upholstered Seat and Back Inserts

COM Yardage: 1.5 Yds. / seat

COM	GR1	GR2	GR3	GR4	GR5	GR6	GR7	GR8	GR9	GR10	LEA
\$436	\$466	\$485	\$504	\$524	\$545	\$567	\$590	\$614	\$638	\$664	\$784



WBW Webby Wood

Multi-Ply Hardwood Shell
\$404

WBW/SI Webby Wood / Upholstered Seat Insert

COM Yardage: 0.75 Yds. / seat

COM	GR1	GR2	GR3	GR4	GR5	GR6	GR7	GR8	GR9	GR10	LEA
\$483	\$517	\$537	\$559	\$581	\$605	\$629	\$654	\$680	\$707	\$736	\$869

WBW/S Webby Wood / Upholstered Seat and Back Inserts

COM Yardage: 1.5 Yds. / seat

COM	GR1	GR2	GR3	GR4	GR5	GR6	GR7	GR8	GR9	GR10	LEA
\$562	\$601	\$625	\$650	\$676	\$703	\$731	\$761	\$791	\$823	\$856	\$1011

OPTIONS

Add upcharge to list price and code to model number

FM/CL	Floor Mount Interconnecting Legs	\$275 / leg
FM/EL	Floor Mount End Leg	\$285 / leg
FS/CL	Free Standing Interconnecting Legs	\$275 / leg
BBC	Back To Back Connector Bar	\$215 / each
FR	CA133 Fire Retardant	\$90 / yard
MB	Moisture Barrier	\$68 / seat
ENG	Laser Engraving - Estimate plus Set-Up Fee	\$42 / seat
TT	Two Tone Wood Stains - Benton / Dekko	\$75 / seat
RB	Reverse Bubble Cutout - Benton	\$48 / seat
UB	Upright Bubble Cutout - Benton	\$48 / seat
VB	Vertical Bubble Cutout - Benton	\$48 / seat
SQ	Square Hole Cutout - Dekko	\$48 / seat
RD	Round Hole Cutout - Dekko	\$48 / seat


RECT	Rectilinear Hole Cutout - Dekko	\$48 / seat
AC1	Elliptical Arms - Webby	\$265 / pair
AC2	Nylon T-Arms - Delfi	\$175 / each
EAC	Elliptical Arms - Delfi	\$195 / pair
EAPC	Elliptical Arms in Polished Chrome - Delfi	\$295 / pair
PAC	Polyurethane Arm Caps - Teriana	\$88 / pair
WAC	Wood Arm Caps - Teriana	\$176 / pair
OT/S	Online Table - Square	\$465
OT/R	Online Table - Round	\$465
OT/E	Online Table - Rounded End	\$465
OT/90	Online Table - 90° Corner	\$1395
OT/D	Online Table - Double End	\$1198

Let ERG International help you in the decision making!

We gladly provide seating for:


- Waiting Areas
- Lounge Areas
- Student Study Centers
- Student Resident Halls
- Medical Facilities

Ashton	364
Dal	365
Franky Slim	368
Geometra.....	371
Gilia	373
Malibu	374
Newport.....	379
Ojai.....	381
Puffet & Muffet.....	383
Sofi	385
Symphony Settee.....	388
Teriana	390
Ventura Metal.....	391
Ventura Wood.....	393
Westlake Wood.....	395



ASHTON BENCH

With Ashton Bench, creating lobby settings is easy with modular pieces that can fit into any room size. The clean lines and sturdy styling of Ashton make it ideal for any application. Coordinate with Ashton Lounge and Occasional Tables.



ASHTON TWO-SEAT BENCH



Ashton Benches coordinate with Ashton Lounge.

ORDERING INFORMATION

To Order Please specify:

- 1) Series Name
- 2) Model Number
- 3) Quantity
- 4) Fabric Grade and Number
- 5) Finish Color for Legs
- 6) Optional Items

ASHTON GENERAL SPECIFICATIONS

Frame Construction

Frame assembly is constructed of multi-ply hardwood, with tongue and groove construction. No sag-springs are installed in seat along with interlocking helicoil springs to prevent sagging and provide additional lower back and seat support. Each modular unit consists of two individual components bolted together.

Upholstery

All foam is fully bonded to frame. Seat cushions are 5" graded high resiliency (H.R.) block foam, covered entirely with special bonded polyester fiber to protect final upholstery. ERG uses only water based glues and adhesives in our upholstery process. Seat is covered in choice of fabric, vinyl, crypton, leather or COM.

Metal Legs

Ashton metal legs are 1.5" diameter, 14-gauge steel tubing welded to a top flange.

Glides

All benches are standard with factory installed black nylon glides.

COLORS / FINISHES

Metal Leg Finishes:

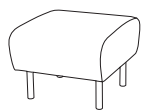
Standard powder coat colors or optional polished chrome available.

OPTIONS

- CODE: FR - CA133 Fire Retardant.
- CODE: MB - Moisture Barrier.
- CODE: SBH - Special Height.
- CODE: PC - Polished Chrome Legs.

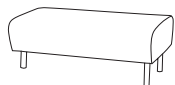
DIMENSIONS	Ottoman	Two Seat	Three Seat
Overall Depth:	26"	26"	26"
Overall Width:	22"	45"	68"
Overall Height:	18"	18"	18"
Qty/Wt per carton	1 ea. 25 lbs	1 ea. 50 lbs	1 ea. 75 lbs

MODEL / DESCRIPTION / LIST PRICING



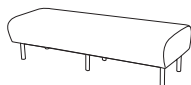
601 Single Seat Bench/Ottoman COM Yardage: Total: 1.5 Yds.

COM	GR1	GR2	GR3	GR4	GR5	GR6	GR7	GR8	GR9	GR10	LEA
\$830	\$888	\$924	\$961	\$999	\$1039	\$1081	\$1124	\$1169	\$1215	\$1264	\$1494



605 Two Seat Bench COM Yardage: Total: 2.5 Yds.

COM	GR1	GR2	GR3	GR4	GR5	GR6	GR7	GR8	GR9	GR10	LEA
\$1302	\$1393	\$1449	\$1507	\$1567	\$1630	\$1695	\$1763	\$1833	\$1907	\$1983	\$2344



611 Three-Seat Bench COM Yardage: Total: 3 Yds.

COM	GR1	GR2	GR3	GR4	GR5	GR6	GR7	GR8	GR9	GR10	LEA
\$1855	\$1985	\$2064	\$2147	\$2233	\$2322	\$2415	\$2511	\$2612	\$2716	\$2825	\$3339

OPTIONS

Add upcharge to list price and code to model number

FR	CA133 Fire Retardant per yard	\$90/yd.
MB	Moisture Barrier - per seat	\$125
SBH	Special Height	\$295

PC	Polished Chrome Legs - set of 4	\$90
PC	Polished Chrome Legs - Three Seat bench (6 legs)	\$120

DAL BENCH

The Dal Bench features two- and three-seat benches on metal or wood frames. Dal fully upholstered benches easily coordinate with any public space.



THREE SEAT WOOD FRAME BENCH



TWO SEAT METAL FRAME BENCH

ORDERING INFORMATION

To Order Please Specify:

- | | |
|-----------------|--------------------------|
| 1) Series Name | 4) Frame Color |
| 2) Model Number | 5) Fabric Grade & Number |
| 3) Quantity | 6) Optional Items |

DAL GENERAL SPECIFICATIONS

Frame Construction

Frame assembly is welded 1" x 1.5" steel construction. All welds are hand brazed to a smooth finish. Wood frames are 1.25" x 2" solid Maple wood. Bench seats feature a 1" multi-ply wood support.

Upholstery

All foam is fully bonded to frame. Seat cushions are 4" graded high resiliency (H.R.) block foam, covered entirely with special bonded polyester fiber to protect final upholstery. ERG uses only water based glues and adhesives in our upholstery process. Seat is covered in choice of fabric, vinyl, crypton, leather or COM.

Glides

Nylon glides are factory installed on all benches.

COLORS / FINISHES

Metal Frame Finish Colors:

Standard powder coat colors available.


Wood Frame Finish Colors:

Standard transparent stain colors available.

OPTIONS

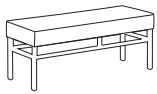
- CODE: FR - CA133 Fire Retardant.
- CODE: MB - Moisture Barrier.
- CODE: SBH - Special Height.

DIMENSIONS	2-Seat Bench 16"	2-Seat Bench 20"	3-Seat Bench 16"	3-Seat Bench 20"
Overall Length:	44"	44"	66"	66"
Overall Depth:	16"	20"	16"	20"
Seat Height:	18"	18"	18"	18"
Qty./Wt.:	1 ea./110 lbs.	1 ea./120 lbs.	1 ea./130 lbs.	1 ea./140 lbs.



METAL FRAME THREE SEAT BENCH

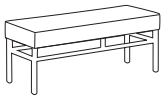
MODEL / DESCRIPTION / LIST PRICING



511 Metal Two Seat Bench - 16" x 44"

COM Yardage: 1.75 Yds.

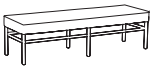
COM	GR1	GR2	GR3	GR4	GR5	GR6	GR7	GR8	GR9	GR10	LEA
\$1767	\$1891	\$1966	\$2045	\$2127	\$2212	\$2300	\$2392	\$2488	\$2588	\$2691	\$3181



517 Metal Two Seat Bench - 20" x 44"

COM Yardage: 2 Yds.

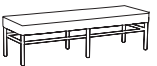
COM	GR1	GR2	GR3	GR4	GR5	GR6	GR7	GR8	GR9	GR10	LEA
\$1828	\$1956	\$2034	\$2116	\$2200	\$2288	\$2380	\$2475	\$2574	\$2677	\$2784	\$3290



513 Metal Three Seat Bench - 16" x 66"

COM Yardage: 2.5 Yds.

COM	GR1	GR2	GR3	GR4	GR5	GR6	GR7	GR8	GR9	GR10	LEA
\$2338	\$2502	\$2602	\$2706	\$2814	\$2927	\$3044	\$3165	\$3292	\$3424	\$3561	\$4208



519 Metal ThreeSeat Bench - 20" x 66"

COM Yardage: 2.5 Yds.

COM	GR1	GR2	GR3	GR4	GR5	GR6	GR7	GR8	GR9	GR10	LEA
\$2438	\$2609	\$2713	\$2822	\$2934	\$3052	\$3174	\$3301	\$3433	\$3570	\$3713	\$4388

OPTIONS

Add upcharge to list price and code to model number

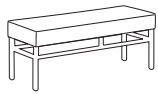
FR	CA 133 Fire Retardant - per yd.	\$90/yd.	SBH	Special Height - each piece	\$295
MB	Moisture Barrier - per seat	\$125			

DIMENSIONS	2-Seat Bench 16"	2-Seat Bench 20"	3-Seat Bench 16"	3-Seat Bench 20"
Overall Length:	44"	44"	66"	66"
Overall Depth:	16"	20"	16"	20"
Seat Height:	18"	18"	18"	18"
Qty./Wt.:	1 ea./100 lbs.	1 ea./110 lbs.	1 ea./120 lbs.	1 ea./130 lbs.



THREE SEAT WOOD BENCH

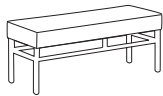
MODEL / DESCRIPTION / LIST PRICING



511W Wood Two Seat Bench - 16" x 44"

COM Yardage: 1.75 Yds.

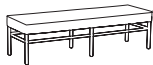
COM	GR1	GR2	GR3	GR4	GR5	GR6	GR7	GR8	GR9	GR10	LEA
\$1880	\$2012	\$2092	\$2176	\$2263	\$2353	\$2447	\$2545	\$2647	\$2753	\$2863	\$3384



517W Wood Two Seat Bench - 20" x 44"

COM Yardage: 2 Yds.

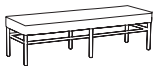
COM	GR1	GR2	GR3	GR4	GR5	GR6	GR7	GR8	GR9	GR10	LEA
\$2053	\$2197	\$2285	\$2376	\$2471	\$2570	\$2673	\$2780	\$2891	\$3006	\$3127	\$3695



513W Wood Three Seat Bench - 16" x 66"

COM Yardage: 2.5 Yds.

COM	GR1	GR2	GR3	GR4	GR5	GR6	GR7	GR8	GR9	GR10	LEA
\$2488	\$2662	\$2769	\$2879	\$2995	\$3114	\$3239	\$3368	\$3503	\$3643	\$3789	\$4478



519W Wood Three Seat Bench - 20" x 66"

COM Yardage: 2.5 Yds.

COM	GR1	GR2	GR3	GR4	GR5	GR6	GR7	GR8	GR9	GR10	LEA
\$2788	\$2983	\$3102	\$3227	\$3356	\$3490	\$3629	\$3775	\$3926	\$4083	\$4246	\$5018

OPTIONS

Add upcharge to list price and code to model number

FR	CA 133 Fire Retardant - per yd.	\$90/yd.
MB	Moisture Barrier - per seat	\$125

SBH	Special Height - each piece	\$295
-----	-----------------------------	-------

FRANKY SLIM

The Franky Slim metal bench and ottoman is fully upholstered over high resiliency foam on a solid steel frame featuring square steel tube legs. Designed for student housing and any public spaces that require long duration seating comfort.



3 SEAT BENCH



FRANKY SLIM OTTOMAN

ORDERING INFORMATION

- | | |
|----------------------------|---------------------|
| 1) Series Name | 5) Leg Finish |
| 2) Model Number | 6) Optional tufting |
| 3) Quantity | 7) Optional Items |
| 4) Fabric Grade and Number | |

FRANKY SLIM LOUNGE SPECIFICATIONS

Steel Frame Construction

- Built-in wall saver design.
- 1-1/4" square steel tubing, welded to steel apron.

Upholstery

Seat foam is bonded to all sides of hardwood frame. Seat cushions are 4" graded, high resiliency (H.R.) block foam with seat back 3" H.R. foam, covered entirely with special bonded polyester fiber to protect final upholstery. ERG uses only waterbase glues and adhesives in all our upholstery process.

Seat

- Large webbing stretched over hardwood frame
- High resiliency foam applied and bonded

Tufting

Square, vertical & diagonal tufting options available for lounges, ottomans and benches.

Legs

1" square tubular steel legs are available in over 20 standard epoxy powder coat colors or optional polished chrome. Wood legs are 2" square solid maple and are available in all standard wood stain colors.

Warranty

ERG offers a lifetime warranty on all foam and frames.

COLORS / FINISHES

Leg Finish Colors:

Standard powder coat color choices, polished chrome

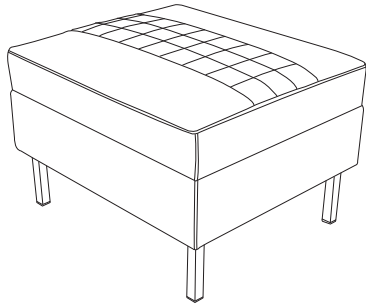
OPTIONS

- CODE: FR - CA133 Fire Retardant option. Add an additional \$90 per yard.
- CODE: MB - Moisture Barrier on seat.
- CODE: PCL - Polished Chrome Legs - set of 4.
- CODE: TF1 - Single seat tufting.
- CODE: TF2 - Two seat tufting.
- CODE: TF3 - Three seat tufting.
- CODE: TFO - Ottoman tufting.
- CODE: E2S - Electrical (Stainless Steel) - 2 AC Plugs.
- CODE: E2B - Electrical (Black) - 2 AC Plugs.
- CODE: E1S - Electrical/Data (Stainless Steel) - 1 AC Plug, 1 RJ45 Plug.
- CODE: E1B - Electrical/Data (Black) - 1 AC Plug, 1 RJ45 Plug.
- CODE: COVP - Cove Electrical (Black or Silver) - 2 AC Plugs
- CODE: COVU - Cove Electrical (Black or Silver) - 2 AC + 2 USB



METAL LEGS

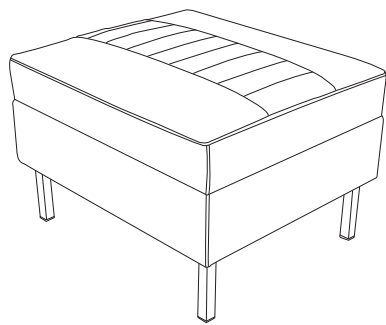
OTTOMAN & BENCHES TUFTING OPTIONS



square



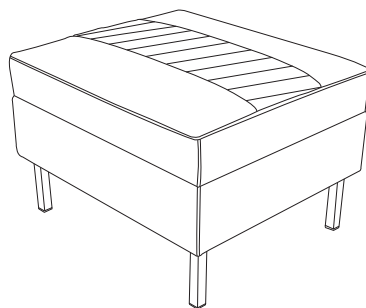
with optional tufting



vertical



with optional tufting



diagonal



with optional tufting

DIMENSIONS	Ottoman or Bench	2-Seat Lounge	3-Seat Lounge
Overall Depth:	20"	20"	20"
Overall Width:	22"	42"	60"
Overall Height:	16"	18"	18"
Qty./Wt. per carton:	1 ea./35 lbs.	1 ea./55 lbs.	1 ea./80 lbs.



OTTOMAN



3 SEAT BENCH

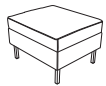
MODEL / DESCRIPTION / LIST PRICING



6426-M Ottoman

COM Yardage: 1.5 Yards.

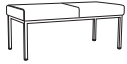
COM	GR1	GR2	GR3	GR4	GR5	GR6	GR7	GR8	GR9	GR10	LEA
\$941	\$1007	\$1047	\$1089	\$1133	\$1178	\$1225	\$1274	\$1325	\$1378	\$1433	\$1694



6426-W Ottoman

COM Yardage: 1.5 Yards.

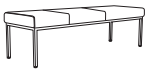
COM	GR1	GR2	GR3	GR4	GR5	GR6	GR7	GR8	GR9	GR10	LEA
\$997	\$1067	\$1109	\$1154	\$1200	\$1248	\$1298	\$1350	\$1404	\$1460	\$1518	\$1795



6428-M 2 Seat Bench

COM Yardage: 2 Yards.

COM	GR1	GR2	GR3	GR4	GR5	GR6	GR7	GR8	GR9	GR10	LEA
\$1450	\$1552	\$1614	\$1678	\$1745	\$1815	\$1888	\$1963	\$2042	\$2123	\$2208	\$2610



6429-M 3 Seat Bench

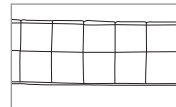
COM Yardage: 3 Yards.

COM	GR1	GR2	GR3	GR4	GR5	GR6	GR7	GR8	GR9	GR10	LEA
\$1895	\$2028	\$2109	\$2193	\$2281	\$2372	\$2467	\$2566	\$2668	\$2775	\$2886	\$3411

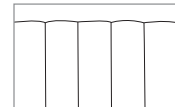
TUFTING

Choose from 3 Tufting Shapes:

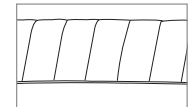
Tufting for all lounge, ottoman and bench series are available in 3 designs. Please specify Square, Vertical or Diagonal when ordering.



square



vertical



diagonal

OPTIONS

Add upcharge to list price and code to model number

FR	CA133 Fire Retardant per yard.	\$90/yd.
MB1	Moisture Barrier on seat - per seat	\$125
PCL	Polished chrome leg Ottoman	\$88
PCL	Polished chrome leg 2 Seat Bench	\$358

PCL	Polished chrome leg 3 Seat Bench	\$475
TFO	Ottoman tufting	\$156
TF2	Two seat bench tufting	\$280
TF3	Three seat bench tufting	\$374

GEOMETRA

The Geometra decorative ottoman features seating in shapes of circles, squares and triangles. Two fabric design is standard for Geometra square and circle. Three fabrics design is standard for Geometra triangle.



36" GEOMETRA CIRCLE
WITH STANDARD 2 FABRIC DESIGN



SQUARE GEOMETRA
WITH OPTIONAL HINGED STORAGE

ORDERING INFORMATION

To Order Please Specify:

- | | |
|--------------------------------------|--|
| 1) Series Name | 6) Sketch for contrasting fabric placement |
| 2) Model Number | 7) Optional Items |
| 3) Quantity | |
| 4) Fabric Grade & Number | |
| 5) Contrasting Fabric Grade & Number | |

GEOMETRA GENERAL SPECIFICATIONS

Frame Construction

Frame assembly is constructed of multi-ply hardwood, with tongue and groove construction. No sag-springs are installed in seat along with interlocking helicoil springs to prevent sagging and provide additional seat support. Each modular unit consists of two individual components bolted together.

Upholstery

All foam is fully bonded to frame. Two fabric design is standard in square and circle ottomans and three fabric design is standard for triangle ottomans. Seat cushions are 4" graded high resiliency (H.R.) block foam, covered entirely with special bonded polyester fiber to protect final upholstery. ERG uses only water based glues and adhesives in our upholstery process. Seat and back are covered in choice of fabric, vinyl, crypton, leather or COM.

Glides

Benches come with factory installed, 2" nylon glides in black.

Warranty

ERG offers a lifetime warranty on all foam and frames.

COLORS / FINISHES

Contrasting Fabric

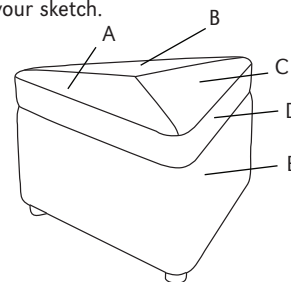
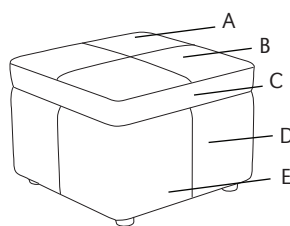
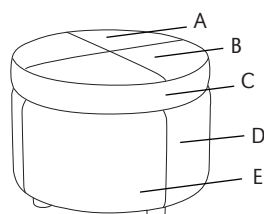
Contrasting fabric and designs are included in List Price.

OPTIONS

- CODE: FR - CA133 Fire Retardant per yard.
- CODE: MB - Moisture Barrier.
- CODE: HS - Hinged Storage.
- CODE: SBH - Special Height.
- CODE: WOD - Solid Maple Wood Legs - set of four.
- CODE: 2FO - Two Fabric Option.
- CODE: 3FO - Three Fabric Option.

TWO & THREE FABRIC DESIGN

Due to the geometric design options it is necessary to include with your order a **sketch/layout** to specify which fabric is to be used on each area of the Geometra. Use the callouts shown below to define fabric areas in your sketch.



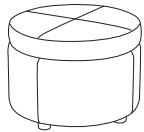
Three Fabric Design for the triangle shape only

DIMENSIONS	24" Circle	30" Circle	36" Circle	24" Square	29" Square	29" Side Triangle
Overall Width:	24"	30"	36"	24"	29"	29"
Overall Depth:	24"	30"	36"	24"	29"	29"
Seat Height:	18"	18"	18"	18"	18"	18"
Qty./Wt.:	1 ea./25 lbs.	1 ea./35 lbs.	1 ea./47 lbs.	1 ea./32 lbs.	1 ea./40 lbs.	1 ea./25 lbs.



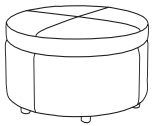
SIX TRIANGLE CONFIGURATION

MODEL / DESCRIPTION / LIST PRICING



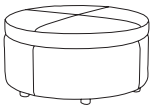
570 Round - 24" diameter COM Yardage: 2.5 Yds. / Seat: 1.5 Yds. each of two colors

COM	GR1	GR2	GR3	GR4	GR5	GR6	GR7	GR8	GR9	GR10	LEA
\$1315	\$1407	\$1464	\$1523	\$1583	\$1646	\$1712	\$1781	\$1852	\$1926	\$2003	\$2367



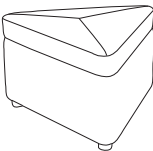
571 Round - 30" diameter COM Yardage: 3 Yds. / Seat: 1.5 Yds. each of two colors

COM	GR1	GR2	GR3	GR4	GR5	GR6	GR7	GR8	GR9	GR10	LEA
\$1585	\$1696	\$1764	\$1835	\$1908	\$1984	\$2063	\$2146	\$2232	\$2321	\$2413	\$2853



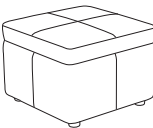
572 Round - 36" diameter COM Yardage: 4 Yds. / Seat: 2 Yds. each of two colors

COM	GR1	GR2	GR3	GR4	GR5	GR6	GR7	GR8	GR9	GR10	LEA
\$1788	\$1912	\$1989	\$2069	\$2151	\$2238	\$2327	\$2420	\$2517	\$2618	\$2723	\$3218



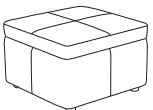
574 Triangle - 29" each side COM Yardage: 2.5 Yds. / Seat: 1.25 Yds. each of two colors

COM	GR1	GR2	GR3	GR4	GR5	GR6	GR7	GR8	GR9	GR10	LEA
\$1585	\$1696	\$1764	\$1835	\$1908	\$1984	\$2063	\$2146	\$2232	\$2321	\$2413	\$2853



576 Square - 24" square COM Yardage: 2.5 Yds. / Seat: 1.25 Yds. each of two colors

COM	GR1	GR2	GR3	GR4	GR5	GR6	GR7	GR8	GR9	GR10	LEA
\$1283	\$1373	\$1428	\$1484	\$1544	\$1605	\$1669	\$1737	\$1806	\$1878	\$1954	\$2309



578 Square - 29" square COM Yardage: 3 Yds. / Seat: 1.5 Yds. each of two colors

COM	GR1	GR2	GR3	GR4	GR5	GR6	GR7	GR8	GR9	GR10	LEA
\$1540	\$1647	\$1714	\$1782	\$1854	\$1928	\$2004	\$2085	\$2169	\$2255	\$2345	\$2772

OPTIONS

Add upcharge to list price and code to model number

FR	CA 133 Fire Retardant - per yd.	\$90/yd.
MB	Moisture Barrier - per unit	\$125
HS	Hinged Storage - per unit	\$450
SBH	Special Height - per unit	\$295

WOD	Solid Maple Wood Legs	\$96
2FO	Two Fabric Option	-
3FO	Three Fabric Option	-

DIMENSIONS	Ottoman	Two Seat	Three Seat
Overall Width:	22"	46"	72"
Overall Depth:	22"	22"	22"
Seat Height:	17.5"	17.5"	17.5"
Qty./Wt.:	1 ea./30 lbs.	1 ea./60 lbs.	1 ea./80 lbs.

ORDERING INFORMATION

To Order Please Specify:

- | | |
|-----------------|----------------------------|
| 1) Series Name | 4) Fabric Grade & Number |
| 2) Model Number | 5) Faux Leather Base Color |
| 3) Quantity | 6) Optional Items |

GILIA BENCH GENERAL SPECIFICATIONS

Frame Construction

Frame assembly is constructed of multi-ply hardwood, with tongue and groove construction. No sag-springs are installed in seat along with interlocking helicoil springs to prevent sagging and provide additional seat support.

Upholstery

All foam is fully bonded to frame. Bench cushions are 4" graded high resiliency (H.R.) block foam, covered entirely with special bonded polyester fiber to protect final upholstery. ERG uses only water based glues and adhesives in our upholstery process. Seat and base are covered in choice of fabric, vinyl, crypton, leather or COM. Contrasting fabrics are available, see options for pricing.

Glides

Benches come with factory installed, 2" nylon glides in Black or optional solid maple wood legs.



THREE SEAT BENCH

COLORS / FINISHES

Wood Stain Finish Colors:

All transparent wood stain colors available.

OPTIONS

- CODE: FR - CA133 Fire Retardant per yard.
- CODE: MB - Moisture Barrier.
- CODE: 2FO - Two Fabric Option.
- CODE: HS - Hinged Under Seat Storage.
- CODE: SBH - Special Height.
- CODE: WOD - Solid Maple Wood Legs.



UNDER SEAT HINGED STORAGE

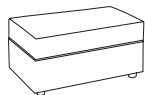
MODEL / DESCRIPTION / LIST PRICING



4446 Single Bench or Ottoman

COM Yardage: 1.75 Yds. / Seat: 1 Yd. / Base: 0.75 Yds.

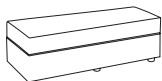
COM	GR1	GR2	GR3	GR4	GR5	GR6	GR7	GR8	GR9	GR10	LEA
\$911	\$975	\$1014	\$1054	\$1096	\$1140	\$1186	\$1233	\$1283	\$1334	\$1387	\$1640



4458 Two Seat Bench

COM Yardage: 3.5 Yds. / Seat: 1.75 Yds. / Base: 1.75 Yds.

COM	GR1	GR2	GR3	GR4	GR5	GR6	GR7	GR8	GR9	GR10	LEA
\$1473	\$1576	\$1639	\$1705	\$1773	\$1844	\$1918	\$1994	\$2074	\$2157	\$2243	\$2651



4450 Three Seat Bench

COM Yardage: 5 Yds. / Seat: 2.5 Yds. / Base: 2.5 Yds.

COM	GR1	GR2	GR3	GR4	GR5	GR6	GR7	GR8	GR9	GR10	LEA
\$1673	\$1790	\$1862	\$1936	\$2014	\$2094	\$2178	\$2265	\$2356	\$2450	\$2548	\$3011

OPTIONS

Add upcharge to list price and code to model number

FR	CA 133 Fire Retardant - per yd.	\$90/yd.
MB	Moisture Barrier - per seat	\$125
2FO	Two Fabric option	-
HS	Hinged Seat with Lined Storage - per unit	\$450

SBH	Special Height - per unit	\$295
WOD	Solid Maple Wood Legs - Set of 4 Legs	\$96
WOD	Solid Maple Wood Legs - Three Seat (6 Legs)	\$140

MALIBU SERIES

The Malibu ottomans and benches feature fully upholstered frame with the signature triangle shaped metal legs. Two fabric design, inset tables and polished chrome legs are available.



36" ROUND OTTOMAN

ORDERING INFORMATION

To Order Please Specify:

- | | |
|--------------------------------------|--|
| 1) Series Name | 6) Sketch for contrasting fabric placement |
| 2) Model Number | 7) Optional Items |
| 3) Quantity | |
| 4) Fabric Grade & Number | |
| 5) Contrasting Fabric Grade & Number | |

MALIBU GENERAL SPECIFICATIONS

Bench Frame Construction

Frame assembly is constructed of multi-ply hardwood, with tongue and groove construction. All foam is fully bonded to frame. No sag-springs are installed in seat along with interlocking helicoil springs to prevent sagging and provide additional seat support.

Upholstery

Ottomans and benches are covered in your choice of fabric, vinyl, crypton, leather or COM. ERG uses only water based glues and adhesives in our upholstery process.

Metal Legs

Tapered-triangular legs are formed and welded steel 8.5" tall. Legs are sandblasted prior to final powder coating in your choice of standard powder coat colors. Legs have a factory installed steel glide.

TWO FABRIC DESIGN

Due to the geometric design options it is necessary to include with your order a **sketch/layout** to specify which fabric is to be used on each area of the Malibu ottoman or table.

OPTIONS

- CODE: FR - CA133 Fire Retardant per yard.
- CODE: MB - Moisture Barrier.
- CODE: E2B - Electrical (Black) - 2 AC Plugs.
- CODE: E1S - Electrical/Data (Stainless Steel) - 1 AC Plug, 1 RJ45 Plug.
- CODE: E1B - Electrical/Data (Black) - 1 AC Plug, 1 RJ45 Plug • CODE: E2B - Electrical (Black) - 2 AC Plugs.
- CODE: E1S - Electrical/Data (Stainless Steel) - 1 AC Plug, 1 RJ45 Plug.
- CODE: E1B - Electrical/Data (Black) - 1 AC Plug, 1 RJ45 Plug
- CODE: 2FO - Two Fabric Option.
- CODE: SBH - Special Height.
- CODE: PC - Polished Chrome Metal Legs.
- CODE: COVP - Cove Electrical (Black or Silver) - 2 AC Plugs.
- CODE: COVU - Cove Electrical (Black or Silver) - 2 AC + 2 USB.
- CODE: 2FO - Two Fabric Option
- CODE: GD - Ganging Brackets (Necessary when ganging two or more modules together).



30" SQUARE OTTOMAN

DIMENSIONS	Ottoman	2 Seater	3 Seater
Seat Depth:	20"	20"	20"
Overall Width:	22"	44"	66"
Seat Height:	18"	18"	18"
Qty./Wt.:	1 ea./44 lbs.	1 ea./77 lbs.	1 ea./88 lbs.



THREE SEAT FREE STANDING BENCH

MODEL / DESCRIPTION / LIST PRICING



3941 Ottoman 22'

COM Yardage: 1.75 Yds..

COM	GR1	GR2	GR3	GR4	GR5	GR6	GR7	GR8	GR9	GR10	LEA
\$843	\$913	\$983	\$1063	\$1133	\$1213	\$1293	\$1373	\$1453	\$1533	\$1613	\$1728



3942 Two Seat Straight 44" Bench

COM Yardage: 2.5 Yds..

COM	GR1	GR2	GR3	GR4	GR5	GR6	GR7	GR8	GR9	GR10	LEA
\$1454	\$1574	\$1694	\$1814	\$1934	\$2054	\$2174	\$2294	\$2414	\$2534	\$2654	\$2769



3943 Three Seat Straight 66" Bench

COM Yardage: 3.5 Yds..

COM	GR1	GR2	GR3	GR4	GR5	GR6	GR7	GR8	GR9	GR10	LEA
\$1704	\$1824	\$1944	\$2064	\$2184	\$2304	\$2424	\$2544	\$2664	\$2784	\$2904	\$3019


OPTIONS

Add upcharge to list price and code to model number

FR	CA133 Fire Retardant per yard	\$90/yd.
MB	Moisture Barrier - per seat	\$125
E2S	Electrical Option (S.S.) - 2 AC Plugs	\$395
E2B	Electrical Option (Black) - 2 AC Plugs	\$360
E1S	RJ45 Data Option (S.S.) - 1 AC Plug + 1 RJ45 Plug	\$415
E1B	RJ45 Data Option (Black) - 1 AC Plug + 1 RJ45 Plug	\$380
COVP	Cove Electrical (Black or Silver) - 2 AC Plugs	\$325

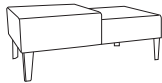
COVU	Cove Electrical (Black or Silver) - 2 AC Plugs + 2 USB	\$425
PC	Polished Chrome Legs - per leg	\$35
2FO	Two Fabric Option	-
GD	Ganging Brackets	\$52
TABF(-)	Fixed Blade Tablet (specify shape A, B or C)	\$398
SST	Solid Surface Tablet Arm - add to tablet option	\$125
WOD	Solid Maple Wood Legs - set of four	\$96

DIMENSIONS	Two Unit / Side Table L/R	Three Unit / Online Table
Seat Depth:	20"	20"
Overall Width:	43"	66"
Seat Height:	18"	18"
Table Height:	16"	16"
Qty./Wt.:	1 ea./44 lbs.	1 ea./88 lbs.



L - LAMINATE
W - WOOD VENEER

MODEL / DESCRIPTION / LIST PRICING

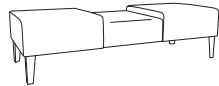


3944L-L/R Two Unit - Side Table - Left/Right COM Yardage: 1.75 Yds..

COM	GR1	GR2	GR3	GR4	GR5	GR6	GR7	GR8	GR9	GR10	LEA
\$1620	\$1734	\$1803	\$1875	\$1950	\$2028	\$2109	\$2194	\$2281	\$2373	\$2467	\$2916

3944W-L/R Two Unit - Side Table - Left/Right Call Customer Service

COM	GR1	GR2	GR3	GR4	GR5	GR6	GR7	GR8	GR9	GR10	LEA
\$1702	\$1821	\$1893	\$1969	\$2048	\$2130	\$2215	\$2304	\$2396	\$2492	\$2591	\$3063

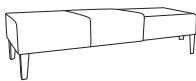


3945L Three Unit - Center Table COM Yardage: 3.5 Yds..

COM	GR1	GR2	GR3	GR4	GR5	GR6	GR7	GR8	GR9	GR10	LEA
\$1825	\$1953	\$2031	\$2112	\$2197	\$2285	\$2376	\$2471	\$2570	\$2673	\$2780	\$3285

3945W Three Unit - Center Table COM Yardage: 3.5 Yds..

COM	GR1	GR2	GR3	GR4	GR5	GR6	GR7	GR8	GR9	GR10	LEA
\$1917	\$2051	\$2133	\$2218	\$2307	\$2399	\$2495	\$2595	\$2699	\$2807	\$2919	\$3450



3946L-L/R Three Unit - Side Table - Left/Right COM Yardage: 3.5 Yds..

COM	GR1	GR2	GR3	GR4	GR5	GR6	GR7	GR8	GR9	GR10	LEA
\$1825	\$1953	\$2031	\$2112	\$2197	\$2285	\$2376	\$2471	\$2570	\$2673	\$2780	\$3285

3946W-L/R Three Unit - Side Table - Left/Right COM Yardage: 3.5 Yds..

COM	GR1	GR2	GR3	GR4	GR5	GR6	GR7	GR8	GR9	GR10	LEA
\$1917	\$2051	\$2133	\$2218	\$2307	\$2399	\$2495	\$2595	\$2699	\$2807	\$2919	\$3450

Please specify placement of electrical box for upholstered units or occasional tables

OPTIONS

Add upcharge to list price and code to model number

FR	CA133 Fire Retardant per yard	\$90/yd.
MB	Moisture Barrier - per seat	\$125
E2S	Electrical Option (S.S.) - 2 AC Plugs	\$395
E2B	Electrical Option (Black) - 2 AC Plugs	\$360
E1S	RJ45 Data Option (S.S.) - 1 AC Plug + 1 RJ45 Plug	\$415
E1B	RJ45 Data Option (Black) - 1 AC Plug + 1 RJ45 Plug	\$380
COVP	Cove Electrical (Black or Silver) - 2 AC Plugs	\$325

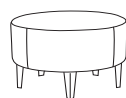
COVU	Cove Electrical (Black or Silver) - 2 AC Plugs + 2 USB	\$425
PC	Polished Chrome Legs - per leg	\$35
2FO	Two Fabric Option	-
GD	Ganging Brackets	\$52
TABF-(_)	Fixed Blade Tablet (specify shape A, B or C)	\$398
SST	Solid Surface Tablet Arm - add to tablet option	\$125
WOD	Solid Maple Wood Legs - set of four	\$96

DIMENSIONS	30" Round	36" Round	42" Round	48" Round
Overall Depth:	30"	36"	42"	48"
Overall Width:	30"	36"	42"	48"
Overall Height:	18"	18"	18"	18"
Qty./Wt.:	1 ea./44 lbs.	1 ea./77 lbs.	1 ea./88 lbs.	1 ea./115 lbs.



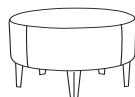
36" ROUND OTTOMAN

MODEL / DESCRIPTION / LIST PRICING



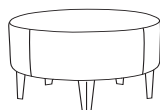
3947 30" Round Ottoman (4 legs) COM Yardage: 1.75 Yds.

COM	GR1	GR2	GR3	GR4	GR5	GR6	GR7	GR8	GR9	GR10	LEA
\$1169	\$1289	\$1409	\$1529	\$1649	\$1769	\$1889	\$2009	\$2129	\$2249	\$2369	\$2484



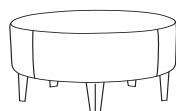
3948 36" Round Ottoman (4 legs) COM Yardage: 2 Yds.

COM	GR1	GR2	GR3	GR4	GR5	GR6	GR7	GR8	GR9	GR10	LEA
\$1632	\$1752	\$1872	\$1992	\$2112	\$2232	\$2352	\$2472	\$2592	\$2712	\$2832	\$2947



3949 42" Round Ottoman (5 legs) COM Yardage: 3 Yds.

COM	GR1	GR2	GR3	GR4	GR5	GR6	GR7	GR8	GR9	GR10	LEA
\$1656	\$1776	\$1896	\$2016	\$2136	\$2256	\$2376	\$2496	\$2616	\$2736	\$2856	\$2971



3950 48" Round Ottoman (5 legs) COM Yardage: 3.5 Yds.

COM	GR1	GR2	GR3	GR4	GR5	GR6	GR7	GR8	GR9	GR10	LEA
\$1864	\$1984	\$2104	\$2224	\$2344	\$2464	\$2584	\$2704	\$2824	\$2944	\$3064	\$3179

OPTIONS

Add upcharge to list price and code to model number

FR	CA133 Fire Retardant per yard	\$90/yd.
MB	Moisture Barrier - per ottoman	\$125
E2S	Electrical Option (S.S.) - 2 AC Plugs	\$395
E2B	Electrical Option (Black) - 2 AC Plugs	\$360
E1S	RJ45 Data Option (S.S.) - 1 AC Plug + 1 RJ45 Plug	\$415
E1B	RJ45 Data Option (Black) - 1 AC Plug + 1 RJ45 Plug	\$380

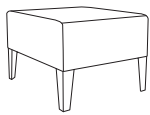
COVP	Cove Electrical (Black or Silver) - 2 AC Plugs	\$325
COVU	Cove Electrical (Black or Silver) - 2 AC Plugs + 2 USB	\$425
PC	Polished Chrome Legs - per leg	\$35
GD	Ganging Brackets	\$52
WOD	Solid Maple Wood Legs - set of four	\$96

DIMENSIONS	27" Square	36" Square	48" Square
Overall Depth:	27"	36"	48"
Overall Width:	27"	36"	48"
Overall Height:	18"	18"	18"
Qty./Wt.:	1 ea./46 lbs.	1 ea./74 lbs.	1 ea./112 lbs.



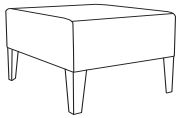
27" SQUARE OTTOMAN

MODEL / DESCRIPTION / LIST PRICING



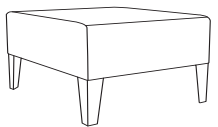
3951 27" Square Ottoman (4 legs) COM Yardage: 1.75 Yds.

COM	GR1	GR2	GR3	GR4	GR5	GR6	GR7	GR8	GR9	GR10	LEA
\$1001	\$1121	\$1241	\$1361	\$1481	\$1601	\$1721	\$1841	\$1961	\$2081	\$2201	\$2316



3952 36" Square Ottoman (4 legs) COM Yardage: 2.5 Yds.

COM	GR1	GR2	GR3	GR4	GR5	GR6	GR7	GR8	GR9	GR10	LEA
\$1514	\$1634	\$1754	\$1874	\$1994	\$2114	\$2234	\$2354	\$2474	\$2594	\$2714	\$2829



3953 48" Square Ottoman (4 legs) COM Yardage: 3.5 Yds.

COM	GR1	GR2	GR3	GR4	GR5	GR6	GR7	GR8	GR9	GR10	LEA
\$1763	\$1883	\$2003	\$2123	\$2243	\$2363	\$2483	\$2603	\$2723	\$2843	\$2963	\$3078

OPTIONS

Add upcharge to list price and code to model number

FR	CA133 Fire Retardant per yard	\$90/yd.
MB	Moisture Barrier - per ottoman	\$125
E2S	Electrical Option (S.S.) - 2 AC Plugs	\$395
E2B	Electrical Option (Black) - 2 AC Plugs	\$360
E1S	RJ45 Data Option (S.S.) - 1 AC Plug + 1 RJ45 Plug	\$415
E1B	RJ45 Data Option (Black) - 1 AC Plug + 1 RJ45 Plug	\$380

COVP	Cove Electrical (Black or Silver) - 2 AC Plugs	\$325
COVU	Cove Electrical (Black or Silver) - 2 AC Plugs + 2 USB	\$425
PC	Polished Chrome Legs - per leg	\$35
GD	Ganging Brackets	\$52
WOD	Solid Maple Wood Legs - set of four	\$96


NEWPORT BENCH

The Newport Series offers the utmost in seating comfort. Seats can be upholstered to match any color scheme. Frame available in choice of powder coat finish colors.

Newport Bench
Available in 3 widths
48", 60" and 72"



TWO SEAT BENCH



FOUR SEAT BENCH

ORDERING INFORMATION

- | | |
|-----------------|----------------------------|
| 1) Series Name | 4) Fabric Grade and Number |
| 2) Model Number | 5) Color finish for legs |
| 3) Quantity | 6) Optional Items |

COLORS / FINISHES

Legs

Available in standard powder coat finishes.

NEWPORT LOUNGE SPECIFICATIONS

Frame Construction

Frame assembly is constructed of multi-ply hardwood, with tongue and groove construction integrated with a fully welded 14-gauge square tubular steel inner frame. All foam is fully bonded to frame. Seat cushions are 4" graded high resiliency (H.R.) block foam, covered entirely with special bonded polyester fiber to protect final upholstery.

Upholstery


Seat is covered in choice of fabric, vinyl, crypton, leather or COM. ERG uses only water based glues and adhesives in our upholstery process.

Sled Base


Rectangular legs are constructed of fully-welded 2" x 0.50" solid steel and solid steel crossbar.

OPTIONS


- CODE: FR - CA133 Fire Retardant.
- CODE: MB -Moisture Barrier.
- CODE: GD - Ganging Brackets (Necessary when ganging two or more units together).
- CODE: SBH - Special Height.



COORDINATE WITH NEWPORT LOUNGE/
BANQUETTE SERIES



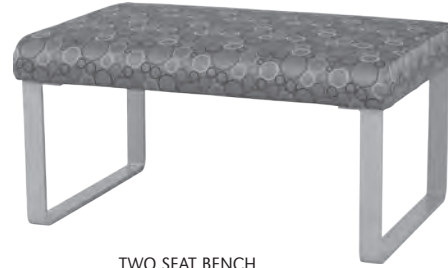
NEWPORT FEATURES A FULLY WELDED,
14-GAUGE SQUARE TUBULAR STEEL
INNER FRAME AND STEEL INSERTS
FOR LEG SCREWS



NEWPORT INNER-FRAME
CONSTRUCTION
(LEGS REMOVED, LOUNGE SHOWN)

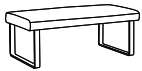
FULLY WELDED LEGS WITH
CROSS-OVER SUPPORT

DIMENSIONS	Two Seat	Three Seat	Four Seat
Seat Height:	18"	18"	18"
Overall Width:	48"	60"	72"
Overall Depth:	18"	18"	18"
Qty./Wt.:	1 ea./70 lbs.	1 ea./110 lbs.	1 ea./130 lbs.



TWO SEAT BENCH

MODEL / DESCRIPTION / LIST PRICING



4021 Two Seat Bench

COM Yardage: 2 Yds.

COM	GR1	GR2	GR3	GR4	GR5	GR6	GR7	GR8	GR9	GR10	LEA
\$1560	\$1669	\$1736	\$1805	\$1878	\$1953	\$2031	\$2112	\$2197	\$2284	\$2376	\$2808



4023 Three Seat Bench

COM Yardage: 2.5 Yds.

COM	GR1	GR2	GR3	GR4	GR5	GR6	GR7	GR8	GR9	GR10	LEA
\$1950	\$2087	\$2170	\$2257	\$2347	\$2441	\$2539	\$2640	\$2746	\$2856	\$2970	\$3510



4025 Four Seat Bench

COM Yardage: 3 Yds.

COM	GR1	GR2	GR3	GR4	GR5	GR6	GR7	GR8	GR9	GR10	LEA
\$2450	\$2622	\$2726	\$2835	\$2949	\$3067	\$3189	\$3317	\$3450	\$3588	\$3731	\$4410

OPTIONS

Add upcharge to list price and code to model number

FR	PANELS CA 133 Fire Retardant - per yd.	\$90/yd.
MB	Moisture Barrier - per seat	\$125

GD	Ganging Brackets	\$52
SBH	Special Height - per unit	\$295

OJAI MODULAR PLATFORM SEATING

Ojai Modular Platform seating is a versatile collection of modular benches with on-line tables.



OJAI BENCH WITH 2 SEATS AND CENTER ON-LINE TABLE



OJAI BENCH WITH 2 SEATS AND ON-LINE END TABLE ON RIGHT SIDE

ORDERING INFORMATION

To Order Please Specify:

- | | |
|----------------------------|---|
| 1) Series Name | 5) Wood Stain Selection for On-Line Table |
| 2) Model Number | 6) Fabric Grade & Number |
| 3) Quantity | 7) Optional Items |
| 4) Wood Stain Finish Color | |

OJAI GENERAL SPECIFICATIONS

Upholstery

Seat is covered in choice of fabric, vinyl, crypton, leather or COM. ERG uses only water based glues and adhesives in our upholstery process.

Frame Construction

Frame assembly is constructed of multi-ply hardwood, with tongue and groove construction. All foam is fully bonded to frame. Seat cushions are 4" graded high resiliency (H.R.) block foam, covered entirely with special bonded polyester fiber to protect final upholstery. No sag-springs are installed in seat along with interlocking helicoil springs to prevent sagging and provide additional seat support.

Platform

Wooden platform is solid maplewood that is finished in transparent wood stain colors. All stains, sealers and lacquers used by ERG are water based and 100% environmentally friendly.

Online Table

The online table, with or without the optional inset storage shelf and magazine rack, will be finished in a standard laminate to match your choice of six standard stain colors for the wood platform base.

Power / Comm

Units are available with RJ-45 (data) and power receptacles, please consult with your network administrator and ERG Customer Service.

Tables

For coordinating Occasional tables see the Ojai Occasional Series.

COLORS / FINISHES

Ojai Wood Stain Finish Colors:

ERG offers transparent wood stain color choices for Ojai wood frame, base, legs and armcaps. Please refer to Color Finishes publication.

ERG Stain Color

- Dark Walnut
- Pecan
- Smoky Charcoal
- Wenge
- Natural Maple
- Cherry Maple

Matching Laminate

- Laminati Super Real Walnut
- Formica Glamour Cherry
- Wilsonart Asian Night
- Wilsonart Xanadu
- Wilsonart Kensington Maple
- Wilsonart Windsor Mahogany

Note: On-Line Tables receiving stain will color match the wood frame unless specified otherwise.

OPTIONS

- CODE: FR - CA133 Fire Retardant.
- CODE: MB - Moisture Barrier.
- CODE: IMS - Inset Magazine Rack and Storage for On-Line Table.
- CODE: UFI - Upholstered Front, On-line Table.
- CODE: GF - Factory Ganging Preparation (field hardware included).
- CODE: E2S - Electrical (Stainless Steel) - 2 AC Plugs.
- CODE: E2B - Electrical (Black) - 2 AC Plugs.
- CODE: E1S - Electrical/Data (Stainless Steel) - 1 AC Plug, 1 RJ45 Plug.
- CODE: E1B - Electrical/Data (Black) - 1 AC Plug, 1 RJ45 Plug
- CODE: COVP - Cove Electrical (Black or Silver) - 2 AC Plugs.
- CODE: COVU - Cove Electrical (Black or Silver) - 2 AC + 2 USB.

Series Note:

For more Ojai models - see Lounge section.



INSET MAGAZINE AND STORAGE SHELF



MAGAZINE RACK



UPHOLSTERED FRONT




POWER / DATA



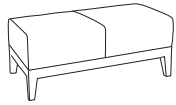
STORAGE SHELF

DIMENSIONS	Two Seat	Three Seat	Two Seat w/ On-Line Table
Seat Width:	22"	22"	22"
Seat Depth:	27"	27"	27"
Seat Height:	18"	18"	18"
Back Height:	-	-	-
Overall Width:	44"	78"	66"
Overall Depth:	27"	27"	27"
Qty./Wt.:	1 ea./64 lbs.	1 ea./88 lbs.	1 ea./140 lbs.



OJAI 2 SEAT BENCH WITH CENTER ON-LINE TABLE

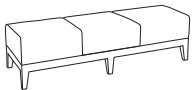
MODEL / DESCRIPTION / LIST PRICING



3018 Two Seat Bench

COM Yardage: 3 Yds.

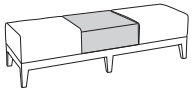
COM	GR1	GR2	GR3	GR4	GR5	GR6	GR7	GR8	GR9	GR10	LEA
\$1890	\$1980	\$2070	\$2150	\$2230	\$2290	\$2380	\$2470	\$2540	\$2620	\$2700	\$2815



3095 Bench Three Seat Bench

COM Yardage: 4.5 Yds.

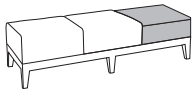
COM	GR1	GR2	GR3	GR4	GR5	GR6	GR7	GR8	GR9	GR10	LEA
\$2550	\$2729	\$2838	\$2951	\$3069	\$3192	\$3320	\$3452	\$3591	\$3734	\$3884	\$4590



3020 Bench with 2 Seats and Center On-Line Table

COM Yardage: 3 Yds.

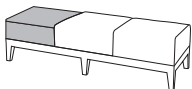
COM	GR1	GR2	GR3	GR4	GR5	GR6	GR7	GR8	GR9	GR10	LEA
\$2500	\$2675	\$2782	\$2893	\$3009	\$3129	\$3255	\$3385	\$3520	\$3661	\$3807	\$4500



3098 Bench with 2 Seats and On-Line End Table on Left Side

COM Yardage: 3 Yds.

COM	GR1	GR2	GR3	GR4	GR5	GR6	GR7	GR8	GR9	GR10	LEA
\$2500	\$2675	\$2782	\$2893	\$3009	\$3129	\$3255	\$3385	\$3520	\$3661	\$3807	\$4500



3099 Bench with 2 Seats and On-Line End Table on Right Side

COM Yardage: 3 Yds.

COM	GR1	GR2	GR3	GR4	GR5	GR6	GR7	GR8	GR9	GR10	LEA
\$2500	\$2675	\$2782	\$2893	\$3009	\$3129	\$3255	\$3385	\$3520	\$3661	\$3807	\$4500

OPTIONS

Add upcharge to list price and code to model number

FR	CA133 Fire Retardant per yard	\$90/yd.
MB	Moisture Barrier on seat - per seat	\$90
IMS	Inset Magazine Rack and Storage for On-Line Table	\$480
UFI	Upholstered Front - On-Line Table	\$95
GF	Factory Ganging Preparation	\$38
E2S	Electrical Option (S.S.) - 2 AC Plugs	\$395

E2B	Electrical Option (Black) - 2 AC Plugs	\$360
E1S	RJ45 Data Option (S.S.) - 1 AC Plug + 1 RJ45 Plug	\$415
E1B	RJ45 Data Option (Black) - 1 AC Plug + 1 RJ45 Plug	\$380
COVP	Cove Electrical (Black or Silver) - 2 AC Plugs	\$325
COVU	Cove Electrical (Black or Silver) - 2 AC Plugs + 2 USB	\$425

PUFFET & MUFFET SETTEE

The Puffet can be used as a bench, an ottoman, or a table. The complimenting, scaled-down version, Muffet is ideal for children's areas and seating. Muffet is available in full round only.



FULL ROUND PUFFET (L) AND MUFFET (R)
WITH TWO FABRIC OPTION

ORDERING INFORMATION

- To Order Please specify:**
- 1) Series Name
 - 2) Model Number
 - 3) Quantity
 - 4) Fabric Grade and Number
 - 5) Laminate Choice (Optional Plinth)
 - 6) Optional Items/Finishes

PUFFET GENERAL SPECIFICATIONS

Frame Construction

Frame assembly is constructed of multi-ply hardwood, with tongue and groove construction. All foam is fully bonded to frame. Seat cushions are 5" graded high resiliency (H.R.) block foam, covered entirely with special bonded polyester fiber to protect final upholstery. No sag-springs are installed in along with interlocking helicoil springs to prevent sagging and provide additional seat support.

Upholstery

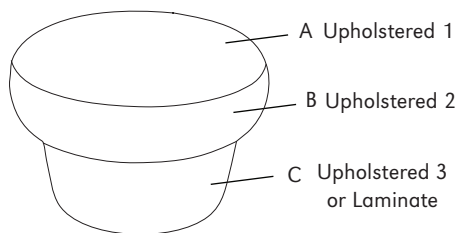
Seat and back are covered in choice of fabric, vinyl, crypton, leather or COM. (For matching patterned fabric allow 15% more yardage.) ERG uses only water based glues and adhesives in our upholstery process.

Optional Laminate Plinth Base

Replaces upholstery bottom with laminate instead of fabric. ERG offers over 1000 standard laminate choices from Nevamar, Wilsonart, Formica and Pionite.

Glides

Puffets come with factory installed, 2" nylon glides in Black. Optional wooden legs are made of solid Maple wood and are finished in choice of standard transparent wood stain colors.



Laminate Plinth Base at additional cost

Due to fabric design options it is necessary to include with your order a **sketch/layout** to specify which fabric is to be used on each area of the Muffet/Puffet. Use the callouts shown to define fabric areas in your sketch.

* For plinth please specify laminate choice


COLORS/FINISHES

Wood Stain Finish Colors:

All transparent wood stain colors available.

OPTIONS

- CODE: FR - CA133 Fire Retardant.
- CODE: MB - Moisture Barrier.
- CODE: PB - Laminate Plinth Base.
- CODE: WOD - Maple Wood Legs (Puffet).
- CODE: SBH - Special Height.
- CODE: 2FO - Two Fabric Option.
- CODE: 3FO - Three Fabric Option.



MAPLE WOOD LEG DETAIL



LAMINATE PLINTH BASE DETAIL

DIMENSIONS	30" Full	36" Full	24" Muffet
Overall Depth:	30"	36"	24"
Overall Width:	30"	36"	24"
Overall Height:	18"	18"	15"
Qty./Wt.:	3 ea./78 lbs.	1 ea./98 lbs.	1 ea./36 lbs.



FULL ROUND ROUND PUFFET AND MUFFET SETTEES

MODEL / DESCRIPTION / LIST PRICING



1353 Muffet Full Round Settee 24" Dia.

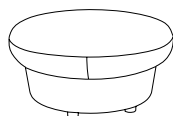
COM Yardage: Total: 2.5 Yds. / Top: 1.5 Yds. / Base: 1.75 Yds.

COM	GR1	GR2	GR3	GR4	GR5	GR6	GR7	GR8	GR9	GR10	LEA
\$916	\$980	\$1019	\$1060	\$1103	\$1147	\$1192	\$1240	\$1290	\$1341	\$1395	\$1649

1353-RB Muffet Full Round Settee 24" Dia. - Recessed Kick Base

COM Yardage: Total: 2.5 Yds. / Top: 1.5 Yds. / Base: 1.75 Yds.

COM	GR1	GR2	GR3	GR4	GR5	GR6	GR7	GR8	GR9	GR10	LEA
\$1049	\$1122	\$1167	\$1214	\$1263	\$1313	\$1366	\$1420	\$1477	\$1536	\$1598	\$1888



3493 Puffet Full Round Settee 30" Dia.

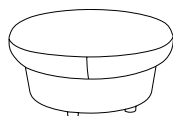
COM Yardage: Total: 3 Yds. / Top: 1.5 Yds. / Base: 2.25 Yds.

COM	GR1	GR2	GR3	GR4	GR5	GR6	GR7	GR8	GR9	GR10	LEA
\$2062	\$2206	\$2295	\$2386	\$2482	\$2581	\$2684	\$2792	\$2903	\$3020	\$3140	\$3712

3493-RB Puffet Full Round Settee 30" Dia. - Recessed Kick Base

COM Yardage: Total: 3 Yds. / Top: 1.5 Yds. / Base: 2.25 Yds.

COM	GR1	GR2	GR3	GR4	GR5	GR6	GR7	GR8	GR9	GR10	LEA
\$2207	\$2361	\$2456	\$2554	\$2656	\$2763	\$2873	\$2988	\$3108	\$3232	\$3361	\$3973



3492 Puffet Full Round Settee 36" Dia.

COM Yardage: Total: 4 Yds. / Top: 2 Yds. / Base: 2.75 Yds.

COM	GR1	GR2	GR3	GR4	GR5	GR6	GR7	GR8	GR9	GR10	LEA
\$2487	\$2661	\$2768	\$2878	\$2993	\$3113	\$3238	\$3367	\$3502	\$3642	\$3788	\$4477

3492-RB Puffet Full Round Settee 36" Dia. Recessed Kick Base

COM Yardage: Total: 4 Yds. / Top: 2 Yds. / Base: 2.75 Yds.

COM	GR1	GR2	GR3	GR4	GR5	GR6	GR7	GR8	GR9	GR10	LEA
\$2647	\$2832	\$2946	\$3063	\$3186	\$3313	\$3446	\$3584	\$3727	\$3876	\$4031	\$4765

OPTIONS

Add upcharge to list price and code to model number

FR	CA133 Fire Retardant per yard	\$90/yd.
MB	Moisture Barrier - per seat	\$125
PB	Laminate Plinth Base	\$360
WOD	Maple Wood Legs (Puffet only)	\$96

2FO	Two fabric option	-
3FO	Three fabric option	-
SBH	Special Height	\$295

SOFI BENCH

The Sofi Bench offers sturdy styling and is ideal for any foyer or public seating areas. Available in single, double or triple benches with rounded or squared corners. Your choice of round or square bases.



SQUARED CORNER SOFI BENCH WITH FLATCUT BASE



ASSORTMENT OF SOFI BENCHES AND BASES

ORDERING INFORMATION

To Order Please Specify:

- | | |
|-----------------|---------------------------------|
| 1) Series Name | 4) Fabric Grade and Number |
| 2) Model Number | 5) Specify Square or Round Base |
| 3) Quantity | 5) Optional Items |

SAMBA GENERAL SPECIFICATIONS

Upholstery

Seat is covered in choice of fabric, vinyl, crypton, leather or COM. Fabric must be pre-approved, please contact customer service. ERG uses only water based glues and adhesives in our upholstery process.

Seat Frame

Frame assembly is constructed of multi-ply hardwood. All foam is fully bonded to frame. Seat cushions are 4.5" graded high resiliency (H.R.) block foam, covered entirely with special bonded polyester fiber to protect final upholstery.

Base

Flatcut - Round 17" diameter base with 4 adjustable glides. Column size is 3" diameter. Available in standard powder coat colors or optional polished chrome.

Sawyer - Square 16" base with 4 adjustable glides. Column size is 2" square. Available in standard powder coat finishes or optional satin chrome.

COLORS / FINISHES

Metal Base Finish


Standard powder coat colors or optional polished chrome or satin chrome available.

OPTIONS

- CODE: FR - CA133 Fire Retarant
- CODE: MB - Moisture Barrier.
- CODE: PCF - Polished Chrome - Flatcut Base - Single Pedestal
- CODE: PCF2 - Polished Chrome - Flatcut Base - Double Pedestal
- CODE: PCS - Satin Chrome - Sawyer Base - Single Pedestal
- CODE: PCS2 - Satin Chrome - Sawyer Base - Double Pedestal



FLATCUT BASE



SAWYER BASE

DIMENSIONS	Single	Double	Triple
Overall Depth:	23"	23"	23"
Overall Width:	23"	48"	60"
Overall Height:	18"	18"	18"
Qty./Wt.:	50 lbs	90 lbs	110 lbs



ROUNDED CORNER SOFI BENCH
WITH FLATCUT BASES

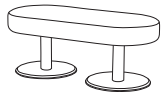
MODEL / DESCRIPTION / LIST PRICING



3170 Round Single Seat Bench with Flatcut Base

COM Yardage: 1 Yd.

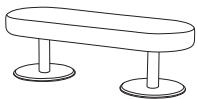
COM	GR1	GR2	GR3	GR4	GR5	GR6	GR7	GR8	GR9	GR10	LEA
\$867	\$928	\$965	\$1003	\$1044	\$1085	\$1129	\$1174	\$1221	\$1270	\$1320	\$1561



3172 Round Double Seat Bench with Flatcut Bases

COM Yardage: 1.75 Yds.

COM	GR1	GR2	GR3	GR4	GR5	GR6	GR7	GR8	GR9	GR10	LEA
\$1561	\$1670	\$1737	\$1807	\$1879	\$1954	\$2032	\$2113	\$2198	\$2286	\$2377	\$2810



3174 Round Triple Seat Bench with Flatcut Bases

COM Yardage: 2.25 Yds.

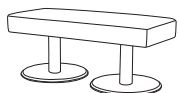
COM	GR1	GR2	GR3	GR4	GR5	GR6	GR7	GR8	GR9	GR10	LEA
\$1691	\$1809	\$1882	\$1957	\$2035	\$2117	\$2201	\$2289	\$2381	\$2476	\$2575	\$3044



3176 Squared Corner Single Seat Bench with Flatcut Base

COM Yardage: 1 Yd.

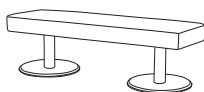
COM	GR1	GR2	GR3	GR4	GR5	GR6	GR7	GR8	GR9	GR10	LEA
\$882	\$944	\$981	\$1021	\$1062	\$1104	\$1148	\$1194	\$1242	\$1292	\$1343	\$1588



3178 Squared Corner Double Seat Bench with Flatcut Bases

COM Yardage: 1.5 yds.

COM	GR1	GR2	GR3	GR4	GR5	GR6	GR7	GR8	GR9	GR10	LEA
\$1575	\$1685	\$1753	\$1823	\$1896	\$1972	\$2050	\$2132	\$2218	\$2306	\$2399	\$2835



3180 Squared Corner Triple Seat Bench with Flatcut Bases

COM Yardage: 2 yds.


COM	GR1	GR2	GR3	GR4	GR5	GR6	GR7	GR8	GR9	GR10	LEA
\$1707	\$1826	\$1900	\$1976	\$2055	\$2137	\$2222	\$2311	\$2404	\$2500	\$2600	\$3073

OPTIONS

Add upcharge to list price and code to model number

FR	CA133 Fire Retartant per yard	\$90/yd.	PCF	Polished Chrome - Flatcut Base - Single Pedestal	\$75
MB	Moisture Barrier - per seat	\$125	PCF2	Polished Chrome - Flatcut Base - Double Pedestal	\$145

DIMENSIONS	Single	Double	Triple
Overall Depth:	23"	23"	23"
Overall Width:	23"	48"	60"
Overall Height:	18"	18"	18"
Qty./Wt.:	1 ea./50 lbs	1 ea./90 lbs	1 ea./110 lbs



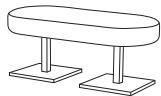
SQUARED CORNER SOFI BENCH
WITH SAWYER BASES

MODEL / DESCRIPTION / LIST PRICING



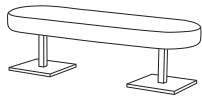
3182 Round Single Seat Bench with Sawyer Base COM Yardage: 1 Yd.

COM	GR1	GR2	GR3	GR4	GR5	GR6	GR7	GR8	GR9	GR10	LEA
\$976	\$1044	\$1086	\$1130	\$1175	\$1222	\$1271	\$1321	\$1374	\$1429	\$1486	\$1757



3184 Round Double Seat Bench with Sawyer Bases COM Yardage: 1.75 Yds.

COM	GR1	GR2	GR3	GR4	GR5	GR6	GR7	GR8	GR9	GR10	LEA
\$1786	\$1911	\$1987	\$2067	\$2150	\$2236	\$2325	\$2418	\$2515	\$2615	\$2720	\$3215



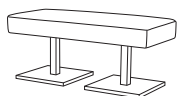
3186 Round Triple Seat Bench with Sawyer Bases COM Yardage: 2.25 Yds.

COM	GR1	GR2	GR3	GR4	GR5	GR6	GR7	GR8	GR9	GR10	LEA
\$1911	\$2045	\$2127	\$2212	\$2300	\$2392	\$2488	\$2587	\$2691	\$2798	\$2910	\$3440



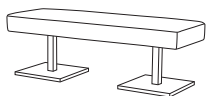
3188 Squared Corner Single Bench with Sawyer Base COM Yardage: 1 Yd.

COM	GR1	GR2	GR3	GR4	GR5	GR6	GR7	GR8	GR9	GR10	LEA
\$911	\$975	\$1014	\$1054	\$1096	\$1140	\$1186	\$1233	\$1283	\$1334	\$1387	\$1640



3190 Squared Corner Double Seat Bench with Sawyer Bases COM Yardage: 1.5 Yds.

COM	GR1	GR2	GR3	GR4	GR5	GR6	GR7	GR8	GR9	GR10	LEA
\$1800	\$1926	\$2003	\$2083	\$2166	\$2253	\$2343	\$2437	\$2534	\$2636	\$2741	\$3240



3192 Squared Corner Triple Seat Bench with Sawyer Bases COM Yardage: 2 Yds.

COM	GR1	GR2	GR3	GR4	GR5	GR6	GR7	GR8	GR9	GR10	LEA
\$1927	\$2062	\$2144	\$2230	\$2319	\$2412	\$2509	\$2609	\$2713	\$2822	\$2935	\$3469

OPTIONS

Add upcharge to list price and code to model number

FR	CA133 Fire Retartant per yard	\$90/yd.	SCS	Satin Chrome - Sawyer Base - Single Pedestal	\$125
MB	Moisture Barrier - per seat	\$90 per seat	SCS2	Satin Chrome - Sawyer Base - Double Pedestal	\$250

SYMPHONY SETTEE

The Symphony Settee is a perfect fit for Hotel lobbies and lounge settings. Designed to add character to any lobby, it can be used as a vignette in public seating areas with its elegant coordinating occasional tables and lounges.



SYMPHONY TWO AND THREE SEAT SETTEES

ORDERING INFORMATION

To Order Please Specify:

- 1) Series Name
- 2) Model Number
- 3) Quantity
- 4) Wood Leg Stain Color
- 5) Metal Frame Leg Powder Coat Color
- 6) Fabric Grade & Number
- 7) Optional Items

SYMPHONY GENERAL SPECIFICATIONS

Upholstery

Seat and back are covered in choice of fabric, vinyl, crypton, leather or COM. ERG uses only water based glues and adhesives in our upholstery process.

Frame Construction

Frame assembly is constructed of multi-ply hardwood, with tongue and groove construction. All foam is fully bonded to frame. Seat cushions are 3" graded high resiliency (H.R.) block foam, covered entirely with special bonded polyester fiber to protect final upholstery. No-sag springs are installed in seat along with interlocking helicoil springs to prevent sagging and provide additional seat support.

Wood Legs

Wood legs are 2.5" square and 8.5" tall tapered Hardrock maple wood.

Metal Legs

Symphony metal legs are .75" x 1.5" diameter, 14 gauge steel tubing with laser cut steel tapered plates braze welded.

Glides

Legs have black nylon glides installed.

Lounge and Tables

Symphony occasional tables are specified in Occasional Tables section and Symphony Lounge in the Lounge section of this book.

COLORS / FINISHES

Wood Frame Finish Colors:

Transparent wood stain colors.

Metal Frame Finish Colors

Standard powder coat colors available.

OPTIONS


- CODE: FR - CA133 Fire Retardant.
- CODE: MB - Moisture Barrier.
- CODE: PIP - Piping horizontally and vertically. For COM yardage add 1/4 yard.
- CODE: QD - Quad Tufted Seat Design.
- CODE: VD - V-Pattern Seat Design.
- CODE: 2FO - Two Fabric Option.
- CODE: 3FO - Three Fabric Option.

Note: For additional Piping, Quad Tufted or V-Pattern seat design details, please refer to the Symphony Lounge in the Lounge section of this book.

OPTIONS

Symphony offers two different style bases and legs.

- 1.) All Wood Frame
- 2.) All Metal Frame

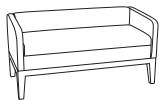


DIMENSIONS	Two Seat	Three Seat
Seat Width:	46"	70"
Seat Depth:	20"	20"
Seat Height:	18.5"	18.5"
Back Height:	26"	26"
Overall Width:	50"	74"
Overall Depth:	24"	24"
Qty./Wt.:	1 ea./50 lbs.	1 ea./110 lbs.



THREE SEAT SETTEE

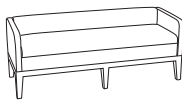
MODEL / DESCRIPTION / LIST PRICING



4970 Two Seat Settee

COM Yardage: 4.75 Yds. / Back: 1.55 Yds. / Seat: 1.5 Yds. / Arms: 1.75 Yds.

COM	GR1	GR2	GR3	GR4	GR5	GR6	GR7	GR8	GR9	GR10	LEA
\$2250	\$2408	\$2504	\$2604	\$2708	\$2816	\$2929	\$3046	\$3168	\$3295	\$3427	\$4050



4972 Three Seat Settee

COM Yardage: 6.5 Yds. / Back: 2.5 Yds. / Seat: 2.25 Yds. / Arms: 1.75 Yds.

COM	GR1	GR2	GR3	GR4	GR5	GR6	GR7	GR8	GR9	GR10	LEA
\$2850	\$3050	\$3171	\$3298	\$3430	\$3567	\$3710	\$3859	\$4013	\$4173	\$4340	\$5130

Lounge and Tables

Symphony Occasional Tables are specified in Occasional Tables section and Symphony Lounge in the Lounge section of this book.



OPTIONS

Add upcharge to list price and code to model number

FR	CA133 Fire Retardant per yard	\$90/yd.
MB	Moisture Barrier on seat - per seat	\$125
2FO	Two fabric option	-
3FO	Three fabric option	-

PIP	Accent Piping - per seat. Add 0.25 yd COM	\$59
QD	Quad Tufted Seat Design	\$159
VD	V-Pattern Seat Design	\$59

TERIANA BENCH

Teriana benches feature upholstered seats offered in choice of fabric on a welded steel tube base with self leveling glides. Available in two widths and two heights to coordinate with Teriana Lounge.

DIMENSIONS	36" Bench	48" Bench
Overall Depth:	18"	18"
Overall Width:	36"	48"
Overall Height:	15" or 18"	15" or 18"
Qty/Wt per carton	1 ea. 35 lbs	1 ea. 45 lbs

*Teriana benches available in 15" and 18" heights.



TERIANA 48" BENCH

ORDERING INFORMATION

To Order Please specify:

- 1) Series Name
- 2) Model Number
- 3) Quantity
- 4) Fabric Grade and Number
- 5) Finish Color for Legs
- 6) Optional Items

TERIANA GENERAL SPECIFICATIONS

Steel Frame Construction

Teriana frames are made of .875" diameter, 14-gauge steel tubing with hand brazed welds. Bench frames available in two widths.

Upholstery

All foam is fully bonded to frame. Seat foam is 3" graded high resiliency (H.R.) block foam, covered entirely with special bonded polyester fiber to protect final upholstery. ERG uses only water based glues and adhesives in our upholstery process. Seat is covered in choice of fabric, vinyl, crypton, leather or COM.

Glides

All frames come with factory installed self leveling steel glides.

COLORS / FINISHES

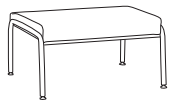
Metal Finishes:

Standard powder coat colors.

OPTIONS

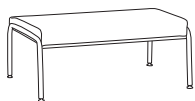
- CODE: FR - CA133 Fire Retardant.
- CODE: MB - Moisture Barrier.
- CODE: SBH - Special Height.
- Teriana benches available in 15" and 18" heights.

MODEL / DESCRIPTION / LIST PRICING



106A	15"h x 36"w Bench – 1.5 Seat										COM Yardage: 1 Yd.
COM	GR1	GR2	GR3	GR4	GR5	GR6	GR7	GR8	GR9	GR10	LEA
\$885	\$947	\$985	\$1024	\$1065	\$1108	\$1152	\$1198	\$1246	\$1296	\$1348	\$1593

106	18"h x 36"w Bench – 1.5 Seat										COM Yardage: 1 Yd.
COM	GR1	GR2	GR3	GR4	GR5	GR6	GR7	GR8	GR9	GR10	LEA
\$895	\$958	\$996	\$1036	\$1077	\$1120	\$1165	\$1212	\$1260	\$1311	\$1363	\$1611



107A	15"h x 48"w Bench – 2 Seat										COM Yardage: 1.5 Yds.
COM	GR1	GR2	GR3	GR4	GR5	GR6	GR7	GR8	GR9	GR10	LEA
\$1128	\$1207	\$1255	\$1305	\$1358	\$1412	\$1468	\$1527	\$1588	\$1652	\$1718	\$2030

107	18"h x 48"w Bench – 2 Seat										COM Yardage: 1.5 Yds.
COM	GR1	GR2	GR3	GR4	GR5	GR6	GR7	GR8	GR9	GR10	LEA
\$1148	\$1228	\$1277	\$1329	\$1382	\$1437	\$1494	\$1554	\$1616	\$1681	\$1748	\$2066

OPTIONS

Add upcharge to list price and code to model number

FR	CA133 Fire Retardant per yard	\$90/yd.	SBH	Special Height	\$295
MB	Moisture Barrier - per seat	\$125			


VENTURA METAL BENCH
STEEL FRAME UPHOLSTERED SEAT/TABLE

VENTURA METAL BENCH

The Ventura Metal Bench features two and three seat benches on substantial metal frames. Optional On-Line Tables can replace upholstered seat unit. Bench seating with your choice of fabric, laminate and metal frame color. Ideal for high use waiting areas.



2 SEAT BENCH



3 SEAT BENCH WITH OPTIONAL ARM CAPS

ORDERING INFORMATION

To Order Please Specify:

- | | |
|-------------------------------|--------------------------|
| 1) Series Name | 5) Frame Color / Finish |
| 2) Model Number | 6) Fabric Grade & Number |
| 3) Quantity | 7) Optional Items |
| 4) Arm Cap Selection / Finish | |

VENTURA METAL GENERAL SPECIFICATIONS

Frame Construction

Frame is constructed of 1" x 2" rectangular tube steel, braze welded for extra strength – **tested for 750 lbs per single seat.** Built in wall saver design. No-sag springs are installed in seat along with interlocking helicoil springs to prevent sagging and provide support. Back is supported with ultraflex spring webbing.

Upholstery

Ventura Metal Bench has fully upholstered seats. Seat cushions are 2" graded high resiliency (H.R.) block foam, covered entirely with special bonded polyester fiber to protect final upholstery. ERG uses only water based glues and adhesives in our upholstery process. Seat is covered in choice of fabric, vinyl, crypton, leather or COM.

Arm Caps

Standard with rectangular tube metal Arms. Solid Wood, Polyurethane and Solid Surface Arm Caps optional.

Table Tops

Table tops are laminated on all sides with your choice of over 1000 standard laminates.

Glides

Metal self leveling glides are installed on all benches.

COLORS / FINISHES

Metal Finish Colors:

Standard powder coat colors available.

Wood Stain for optional wood arm caps:


All transparent wood stain colors available.

OPTIONS

- CODE: FR - CA133 Fire Retardant.
- CODE: MB - Moisture Barrier.
- CODE: FRU - Field Recoverable Upholstery.
- CODE: VMAC2 - Arm Caps, Black Polyurethane.
- CODE: VMAC3 - Arm Caps, Charcoal Polyurethane.
- CODE: VMAC4 - Arm Caps, White Solid Surface (Coconut Gil - Gibraltar).
- CODE: VMAC5 - Arm Caps, Brown Solid Surface (Bronzite - Corian).
- CODE: VMAC6 - Arm Caps, Solid Wood.
- CODE: FM - Floor Mount.



3 PIECE UNIT WITH FLUSH CENTER TABLE AND OPTIONAL ARM CAPS



3 PIECE UNIT WITH LOWERED CENTER TABLE AND OPTIONAL ARM CAPS




WHITE SOLID SURFACE ARM CAP – VMAC4




BLACK POLYURETHANE ARM CAP – VMAC2



BROWN SOLID SURFACE ARM CAP – VMAC5



CHARCOAL POLYURETHANE ARM CAP – VMAC3



WOOD ARM CAP – VMAC6

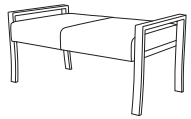
VENTURA METAL BENCH
STEEL FRAME UPHOLSTERED SEAT/TABLE

DIMENSIONS	Two Seat	Three Seat	3118 Table	3120 Table
Seat Width:	46"	66"	20.5"	24"
Seat Depth:	25"	25"	21.5"	21.5"
Seat Height:	18"	18"	-	-
Qty./Wt.:	1 ea./110 lbs.	1 ea./150 lbs.	1 ea./140 lbs.	1 ea./150 lbs.



3 SEAT BENCH WITH OPTIONAL ARM CAPS
(Optional arm caps can be found on opposite page)

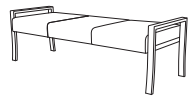
MODEL / DESCRIPTION / LIST PRICING



3114 Metal Two Seat Bench

COM Yardage: 2 Yds.

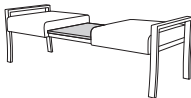
COM	GR1	GR2	GR3	GR4	GR5	GR6	GR7	GR8	GR9	GR10	LEA
\$1813	\$1940	\$2018	\$2098	\$2182	\$2269	\$2360	\$2455	\$2553	\$2655	\$2761	\$3263



3116 Metal Three Seat Bench

COM Yardage: 3 Yds.

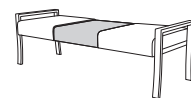
COM	GR1	GR2	GR3	GR4	GR5	GR6	GR7	GR8	GR9	GR10	LEA
\$2555	\$2734	\$2843	\$2957	\$3075	\$3198	\$3326	\$3459	\$3598	\$3741	\$3891	\$4599



3118 Metal 3-Piece Unit w/Lowered Center Table

COM Yardage: 2 Yds.

COM	GR1	GR2	GR3	GR4	GR5	GR6	GR7	GR8	GR9	GR10	LEA
\$2369	\$2535	\$2636	\$2742	\$2851	\$2965	\$3084	\$3207	\$3336	\$3469	\$3608	\$4264



3120 Metal 3-Piece Unit w/Flush Center Table

COM Yardage: 2 Yds.

COM	GR1	GR2	GR3	GR4	GR5	GR6	GR7	GR8	GR9	GR10	LEA
\$2595	\$2777	\$2888	\$3003	\$3123	\$3248	\$3378	\$3513	\$3654	\$3800	\$3952	\$4671

OPTIONS

Add upcharge to list price and code to model number

FR	CA 133 Fire Retardant per yard	\$90/yd
MB	Moisture Barrier per seat	\$125
VWAC2	Polyurethane Arm Caps - Black	\$58 each
VWAC3	Polyurethane Arm Caps - Charcoal	\$58 each

VWAC4	Solid Surface Arm Caps - White	\$108 each
VWAC5	Solid Surface Arm Caps - Brown	\$108 each
VWAC6	Solid Wood Arm Caps	\$80 each
FM	Floor Mount - per unit	\$98

VENTURA WOOD BENCH

The Ventura Wood Bench features two and three seat benches on substantial wood frames. Optional On-Line Tables can replace upholstered seat unit. Bench seating with your choice of fabric, laminate and wood finish. Ideal for high use waiting areas.



2 SEAT BENCH



3 SEAT BENCH WITH OPTIONAL ARM CAPS

ORDERING INFORMATION

To Order Please Specify:

- | | |
|----------------------------|--------------------------|
| 1) Series Name | 5) Poly Arm Cap Color |
| 2) Model Number | 6) Fabric Grade & Number |
| 3) Quantity | 7) Table Finish |
| 4) Wood Stain Finish Color | 8) Optional Items |

VENTURA WOOD GENERAL SPECIFICATIONS

Frame Construction

The wood frame is constructed of solid Beech, re-enforced with welded steel frame seating supports. Built in wall saver design. No sag-springs are installed in seat along with interlocking helicoil springs to prevent sagging and provide support.

Upholstery

Ventura Wood Bench has fully upholstered seats. Seat cushions are 2" graded high resiliency (H.R.) block foam, covered entirely with special bonded polyester fiber to protect final upholstery. ERG uses only water based glues and adhesives in our upholstery process. Seat is covered in choice of fabric, vinyl, crypton, leather or COM.

Arm Caps

Standard with Polyurethane Arm Caps available in black or charcoal. Stain matched solid Wood Arm Caps are optional.

Table Tops

Table tops are laminated on all sides with your choice of over 1000 standard laminates. Wood Veneer, Solid Surface and Acrylic also available.

Glides

All frames come with factory installed self leveling steel glides.

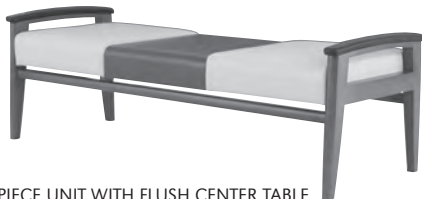
COLORS / FINISHES

Wood Stain Finish Colors:


All transparent wood stain colors available.

OPTIONS

- CODE: FR - CA133 Fire Retardant.
- CODE: MB - Moisture Barrier.
- CODE: 2FO - Two Fabric Option
- CODE: VWAC6 - Wood Arm Caps.



3 PIECE UNIT WITH FLUSH CENTER TABLE



3 PIECE UNIT WITH LOWERED CENTER TABLE



BLACK POLYURETHANE ARM CAP



CHARCOAL POLYURETHANE ARM CAP



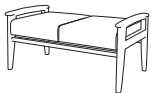
OPTIONAL WOOD ARM CAP - **VWAC6**

DIMENSIONS	Two Seat	Three Seat	3106 Table	3108 Table
Seat Width:	45"	66"	20.5"	20.5"
Seat Depth:	25"	25"	21.5"	24"
Seat Height:	18"	18"	-	-
Arm Height:	22"	22"	-	-
Qty./Wt.:	1 ea./45 lbs.	1 ea./65 lbs.	call	call



3 SEAT BENCH WITH OPTIONAL POLYURETHANE ARM CAPS

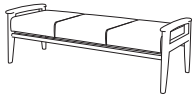
MODEL / DESCRIPTION / LIST PRICING



3040 Wood Two Seat Bench

COM Yardage: 2 Yds.

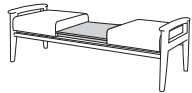
COM	GR1	GR2	GR3	GR4	GR5	GR6	GR7	GR8	GR9	GR10	LEA
\$1945	\$2081	\$2164	\$2251	\$2341	\$2435	\$2532	\$2633	\$2739	\$2848	\$2962	\$3501



3041 Wood Three Seat Bench

COM Yardage: 3 Yds.

COM	GR1	GR2	GR3	GR4	GR5	GR6	GR7	GR8	GR9	GR10	LEA
\$2729	\$2920	\$3037	\$3158	\$3285	\$3416	\$3553	\$3695	\$3843	\$3996	\$4156	\$4912

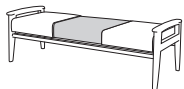


3042 Wood 3-Piece Unit w/Lowered Center Table

COM Yardage: 2 Yds.

COM	GR1	GR2	GR3	GR4	GR5	GR6	GR7	GR8	GR9	GR10	LEA
\$2534	\$2711	\$2820	\$2933	\$3050	\$3172	\$3299	\$3431	\$3568	\$3711	\$3859	\$4561

*For all other table surfaces call for price quote.




3043 Wood 3-Piece Unit w/Flush Center Table

COM Yardage: 2 Yds.

COM	GR1	GR2	GR3	GR4	GR5	GR6	GR7	GR8	GR9	GR10	LEA
\$2768	\$2962	\$3080	\$3203	\$3332	\$3465	\$3603	\$3748	\$3897	\$4053	\$4216	\$4982

*For all other table surfaces call for price quote.



WELDED STEEL CONSTRUCTION
Ventura Wood Lounge features a fully welded steel substructure for the ultimate in seating strength.

OPTIONS

Add upcharge to list price and code to model number

FR	CA133 Fire Retardant per yard	\$90/yd
MB	Moisture Barrier per seat	\$125

2FO	Two Fabric option	-
VWAC6	Wood Arm Caps in matching stain	\$118



WESTLAKE WOOD BENCH

Westlake Wood Benches offer stylish upholstered guest seating and is an environmentally preferred product which complement the Westlake multiple seating nicely.



TWO SEAT BENCH



TWO SEAT BENCH W/ CENTER
ONLINE TABLE

ORDERING INFORMATION

To Order Please Specify:

- 1) Series Name
- 2) Model Number
- 3) Quantity
- 4) Wood Stain Finish Color
- 5) Select Table Laminate
- 6) Edge Selection & Color
- 7) Fabric Grade & Number
- 8) Optional Items

WESTLAKE LOUNGE GENERAL SPECIFICATIONS

Frame Construction

All hardwood frame with built-in wall saver design.

Seat

Large webbing stretched over hardwood frame. High resiliency foam applied and bonded.

Underseat

Steel welded frame with machine screwed attached to wood frame.
Tested for **525 lbs per single seat.**

Upholstery

Your choice of fabric, vinyl or leather or COM.

Glides

Metal self leveling glides are factory installed.
Adjustable glides optional.

COLORS / FINISHES

Wood Stain Finish Colors:

All transparent wood stain colors available.

OPTIONS

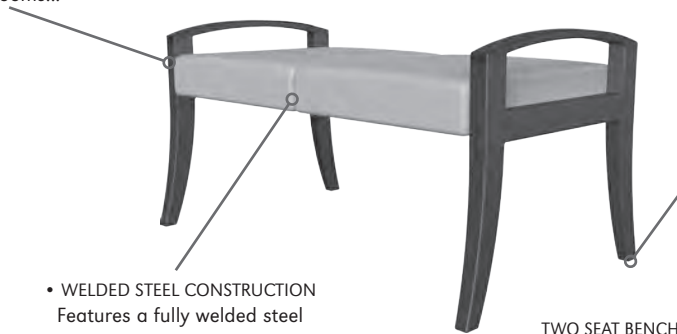
- CODE: FR - CA133 Fire Retardant.
- CODE: MB - Moisture Barrier.
- CODE: 2FO - Two Fabric Option.
- CODE: PAC - Poly Arm Caps, Black or Charcoal.
- CODE: AG - Adjustable Glides (set of 4)

bench features

• **SLIM PROFILE**
Slim profile seat and frame fits in tighter areas, ideal for waiting rooms...

• **WALL SAVER DESIGN**
Wall saver design helps protect walls & upholstery

• **WELDED STEEL CONSTRUCTION**
Features a fully welded steel substructure for the ultimate in seating strength.



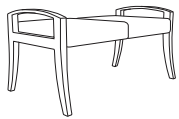
TWO SEAT BENCH

DIMENSIONS	Two Seat Bench	Three Seat Bench
Overall Height:	22"	22"
Overall Width:	45"	66"
Overall Depth:	20"	20"
Qty./Wt. per carton:	1 ea./ 45 lbs	1 ea./ 55 lbs



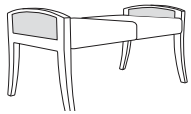
TWO SEAT BENCH

MODEL / DESCRIPTION / LIST PRICING



7228 Two Seat Bench / Curved Legs COM Yardage: Seat 2 Yds.

COM	GR1	GR2	GR3	GR4	GR5	GR6	GR7	GR8	GR9	GR10	LEA
\$1694	\$1813	\$1885	\$1961	\$2039	\$2121	\$2206	\$2294	\$2386	\$2481	\$2580	\$3050



7229 Two Seat Bench / Uph Panel Insert / Curved Legs COM Yardage: Seat/Panels 2.75 Yds.

COM	GR1	GR2	GR3	GR4	GR5	GR6	GR7	GR8	GR9	GR10	LEA
\$1857	\$1987	\$2067	\$2149	\$2235	\$2325	\$2418	\$2514	\$2615	\$2719	\$2828	\$3343



7230 Three Seat Bench / Curved Legs COM Yardage: Seat 3 Yds.

COM	GR1	GR2	GR3	GR4	GR5	GR6	GR7	GR8	GR9	GR10	LEA
\$1952	\$2088	\$2172	\$2259	\$2349	\$2443	\$2541	\$2643	\$2748	\$2858	\$2973	\$3513



7231 Three Seat Bench / Uph Panel Insert / Curved Legs COM Yardage: Seat/Panels 3.75 Yds.

COM	GR1	GR2	GR3	GR4	GR5	GR6	GR7	GR8	GR9	GR10	LEA
\$2115	\$2263	\$2353	\$2447	\$2545	\$2647	\$2753	\$2863	\$2977	\$3097	\$3220	\$3806



THREE SEAT BENCH W/
UPHOLSTERD PANEL INSERT

OPTIONS

Add upcharge to list price and code to model number

FR	CA133 Fire Retardant per yard	\$90/yd
MB	Moisture Barrier on seat	\$125
AG	Adjustable Glide (set of 4)	\$38

2FO	Two Fabric Option	-
PAC	Poly Arm Caps, Black or Charcoal	\$44 each

DIMENSIONS	Three Seat Bench with Lower Center Table
Overall Height:	22"
Overall Width:	66"
Overall Depth:	20"
Qty./Wt. per carton:	1 ea./ 55 lbs



THREE SEAT BENCH / LOWER CENTER TABLE

(benches continued)

MODEL / DESCRIPTION / LIST PRICING



7232-L Three Seat Bench / Lower Center Table (**Laminate**) / Curved Legs

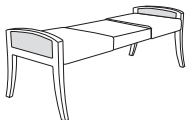
COM Yardage: Seat 2 Yds.

COM	GR1	GR2	GR3	GR4	GR5	GR6	GR7	GR8	GR9	GR10	LEA
\$1952	\$2088	\$2172	\$2259	\$2349	\$2443	\$2541	\$2643	\$2748	\$2858	\$2973	\$3513

7232-V Three Seat Bench / Lower Center Table (**Veneer**) / Curved Legs

COM Yardage: Seat 3 Yds.

COM	GR1	GR2	GR3	GR4	GR5	GR6	GR7	GR8	GR9	GR10	LEA
\$2275	\$2435	\$2532	\$2633	\$2739	\$2848	\$2962	\$3080	\$3204	\$3332	\$3465	\$4095



7233-L Three Seat Bench / Lower Center Table (**Laminate**) / Uph Panel Insert

COM Yardage: Seat/Panels 2.75 Yds.

COM	GR1	GR2	GR3	GR4	GR5	GR6	GR7	GR8	GR9	GR10	LEA
\$2106	\$2254	\$2344	\$2438	\$2535	\$2637	\$2742	\$2852	\$2966	\$3084	\$3208	\$3791

7233-V Three Seat Bench / Lower Center Table (**Veneer**) / Uph Panel Insert

COM Yardage: Seat/Panels 3.75 Yds.

COM	GR1	GR2	GR3	GR4	GR5	GR6	GR7	GR8	GR9	GR10	LEA
\$2275	\$2435	\$2532	\$2633	\$2739	\$2848	\$2962	\$3080	\$3204	\$3332	\$3465	\$4095

OPTIONS

Add upcharge to list price and code to model number

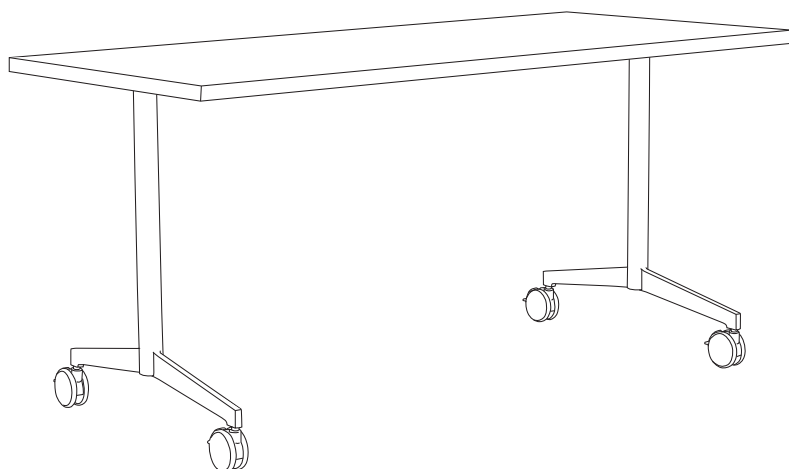
FR	CA133 Fire Retardant per yard	\$90/yd
MB	Moisture Barrier on seat	\$125
AG	Adjustable Glide (set of 4)	\$38

2FO	Two Fabric Option	-
PAC	Poly Arm Caps, Black or Charcoal	\$44 each

Let ERG International help you in the decision making!

We gladly provide tables for:

- Community Rooms
- Bars, Cafés, Restaurants
- Public Eating Areas
- Food Courts
- Student Study Centers
- Student Resident Halls
- Student Dining Areas
- Dining Halls
- Restaurants
- Medical Facilities
- Surgery Centers
- Emergency Rooms
- Corporate Dining Areas
- Government Institutions



Ordering Information 399

Table Quality Profile 400

Table Options Matrix 401

Custom Table Shapes 403

Table Shapes and Seating Guide . . . 404

Table Spotlight 405

Table Edges and Profiles 407

Cafe Tables 409

Arccos 413

Archer 417

Beta 421

Brandon 425

Cayman 435

Corsa 439

Crossfire 444

Dome 451

Fenton 453

Flatcut 455

Flight 457

Harmony 460

Luna 463

Maya 470

Monaco 472

Montego 477

Napoli 479

Orlando 483

Parma 485

Perla 487

Post - Roxby 489

Sawyer 495

Starla 497

Strata 499

Trumpet 504

Turner 507

Waterlou 511

Table Tops 512



TABLE TOPS

All table tops are 1.25" overall thickness unless otherwise noted. Core material is high density particle board with no added urea formaldehyde. We install backing material to the underside of each table. All glue used in our process is 100% water soluble, nontoxic and environmentally friendly.

Table tops can be finished in your choice of laminate, wood veneer Corian or Solid Surface (where available).

T-Nuts and Screws: ERG never uses wood screws. All bases are connected to table tops with metal inserts. Steel machine screws are then inserted into metal inserts, for a metal-to-metal connection.

Laminate samples can be obtained from these manufacturers by contacting them direct at the numbers or websites listed below:

LAMINATES

ERG offers over 1000 standard laminate choices from Nevamar, Wilsonart, Formica and Pionite. To verify if your laminate is standard with ERG, please call ERG Customer Service. Some laminates carry a premium upcharge. ERG can "special order" laminates made by other manufacturers. Please call Customer Service with your request.

NEVAMAR	800-638-4380	www.nevamar.com
WILSONART	800-433-3222	samples.wilsonartcontract.com
FORMICA	800-367-6422	www.formica.com
PIONITE	800-746-6483	www.pionite.com
CHEMETAL	800-807-7341	www.chemetalco.com
LAMINART	800-323-7624	www.laminart.com

SOLID SURFACE / STONE TOP

ERG offers Corian Solid Surface and Stone tops in many selections. Call ERG Customer Service with your requirements.

CORIAN	800-436-6072	www.corian.com
--------	--------------	----------------

ERG LAMINATE / PVC EDGE CROSS REFERENCE GUIDE

ERG has put together the following laminate guide to assist our customers in choosing laminates that closely match ERG's PVC edge colors. ERG carries many in stock laminates. Please call Customer Service for ERG laminate colors.

Solid PVC Edges	<i>Matching Laminate</i>
Almond	Wilsonart Natural Almond D30-60
Black	Formica Black 909-58
Burgundy	Pionite Plum SP402
Charcoal	Wilsonart Slate Grey D91-60
Dark Brown	No Match
Gray	Formica Fog 961-58
Sand	Wilsonart Haze D97-60
Red	Formica Stop Red 839-58
Taupe	Wilsonart Pepperdust D327-60
White	Wilsonart Frosty White 1573-60
3mm Woodtone PVC	<i>Matching Laminate</i>
Natural Maple	Wilsonart Kensington Maple Matte 10776-60
Crown Cherry	Nevamar Crown Cherry W8294T
Wild Cherry	Nevamar Sovereign Cherry W8325T
Chocolate Pear	Nevamar Kona Blend WZ0028PV
Monticello Maple	Wilsonart Monticello Maple 7925-38
Beigewood	Wilsonart Beigewood 7850-60
Brazilwood	Wilsonart Brazilwood 7946-38
Smoke	Wilsonart Asian Night 7949K-18
Cherry Multiplex	No match
Maple Multiplex	No match
3mm Euro PVC	<i>Matching Laminate</i>
Silver Metallic	Wilsonart Satin Stainless 4830K-18
Copper	Copper Look - no match

HOW TO ORDER ERG TABLES

Ordering from ERG is simple and easy. When ordering, please follow these simple guidelines to ensure your table products are made exactly to your specifications. Exact information needed are specified with each series, the following is a general list of information that may need to be specified:

- Series Name
- Model Number
- Quantity
- Epoxy Base Color
- Laminate Name & Number
- Wood species selection
- Edge style and color
- Options

STANDARD POWDER COAT EPOXY FINISHES

Copper *	Cappuccino *	Navy Blue
Stardust	Patina Textured	Taupe
Redwood	Brushed Aluminum	Charcoal
Argento Metallic	Light Bronze Textured	Charcoal Textured *
Moss	Rust Textured	Hammertone Grey *
Patriot Blue	Mocha *	Grey *
Liberty Red	Burgundy	Aluminum Mist *
Black Wrinkle	Black Textured	Black Gloss
White		

* Not recommended for Outdoor use

Additional Finish: Polished Chrome subject to upcharge.

WOOD VENEER/EDGE STAIN FINISH COLORS BY SPECIES

ERG is proud to use only environmentally friendly products in our manufacturing process. All our wood stains, sealers, glues, adhesives and lacquers are all 100% water based and water soluble products. For an actual wood stain color sample, please call ERG Customer Service with your request. Wood veneers and edges come in all three species unless specified as Maple. Custom stain match is available with upcharge.

ON MAPLE: Natural, Cherry Maple, Harvest Cherry, Dark Walnut, Wengé

ON CHERRY: Natural, Light Cherry, Harvest Cherry, Wengé

ON OAK: Natural, Medium Oak, Mahogany, Wengé

MAPLE WOOD VENEER/EDGE AND DEKKO TOP FINISHES

Transparent Stains:

- Canary Yellow
- Sunset Orange
- Apple Red
- Bluebird
- Violet
- Leaf Green
- Honey Mustard
- Sage
- Pecan
- Caramel
- Natural Maple
- Cherry Maple
- Dark Walnut
- Mahogany
- Smokey Charcoal
- Wengé

ERG STAIN FINISH COLOR / LAMINATE CROSS REFERENCE

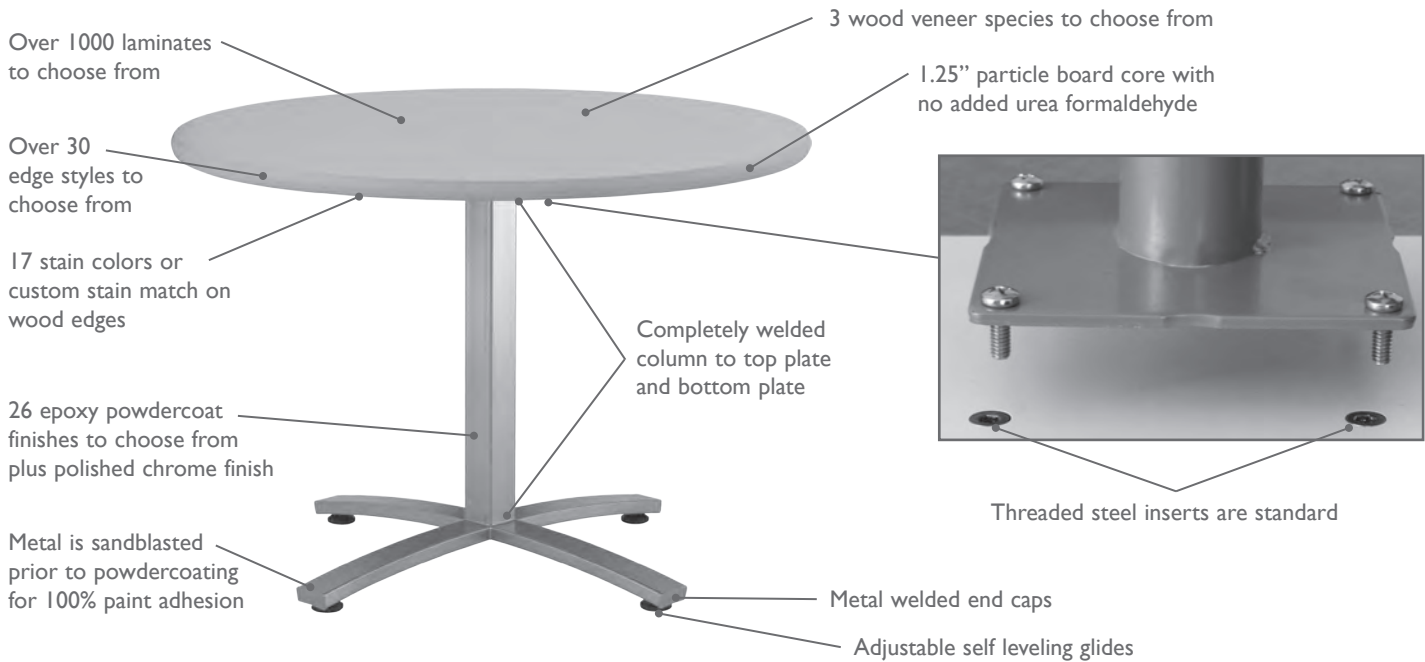
When ordering products that mix Laminate with solid Maple wood, ERG suggests the following laminate choices that are similar to ERG's wood stain finish colors.

To obtain a Maple wood sample please call ERG Customer Service Department and specify Natural Maple, Cherry Maple, Dark Walnut, Harvest Cherry or Wengé wood stain finish color.

To obtain a coordinating laminate sample, please call the appropriate laminate manufacturer.

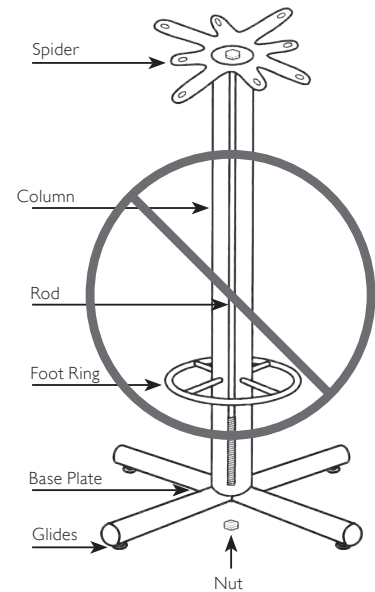
ERG Wood Stain Finish Color	Matching Laminate	Laminate Maker	Product Number
Natural Maple	Kennington Maple	Wilsonart	#10776-60
Cherry Maple	Windsor Mahogany	Wilsonart	#7039K-78
Dark Walnut	Montana Walnut	Wilsonart	#7110K-78
Wengé	Xanadu	Wilsonart	#7945K-18

Several table top materials to select from, including Laminate, Krystalcast®, 3form® Chroma, Solid Surface and more



- Our "top to base fit" guarantees the strongest table. All tabletops are shipped with pre-installed metal inserts to attach the base to the top with four machine screws. NO WOOD SCREWS ARE USED (wood screws will loosen over time and weaken the strength of the top as they are inserted directly into the wood core).
- Our Tabletop core material has no added urea formaldehyde. ERG complies with the California Air Resources Board (CARB) regulations and is CARB Phase I and Phase II compliant.
- Our factory uses ONLY 100% water-based products, including stains, lacquers, and adhesives.
- All welds are hand brazed and polished smooth. ERG gives you a truly complete one piece metal base. This means that you do not have to assemble the top plate, column and bottom base together as we have assembled and welded it for you.
- ERG sandblasts ALL METAL COMPONENTS including Table Bases which gives you the best powdercoat paint adherence in our industry!
- Most of our Table Bases have self-leveling adjustable steel glides. These specialty glides allow table leveling on the most uneven of floors.
- We are so confident in our packaging department that we GUARANTEE safe delivery 100% of the time. If you have ANY freight damage, ERG replaces the furniture Free of Charge. You do not need to handle freight claims! This is ERG's hassle-free freight Guarantee.
- ERG offers a Standard LIFETIME warranty on all steel table bases under conditions of normal use and maintenance.

Most ERG table bases are fully welded, guaranteeing optimum durability. The competition will offer you a 'Tie-Rod Assembly' which loosens over time.



USGBC and related logo is a trademark of the U.S. Green Building Council and is used by permission



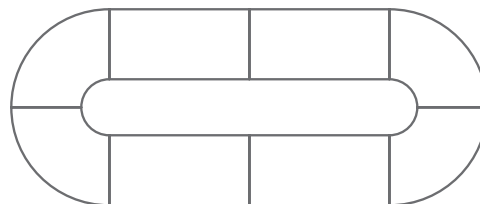
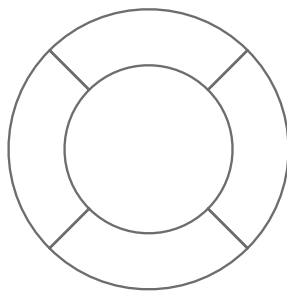
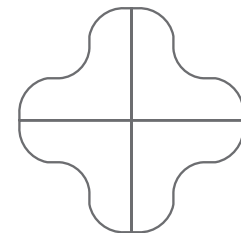
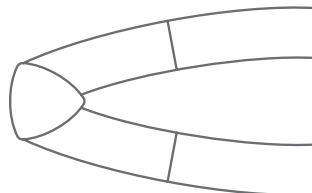
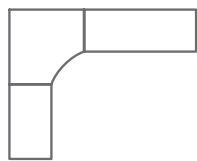
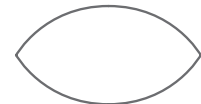
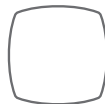
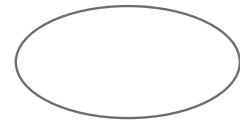
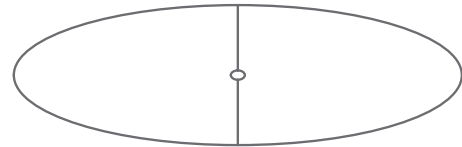
ERG maintains a consistent outstanding OSHA rating for a healthy workplace

Table Series	Conference	Training	Cafe	Occasional	Adj. Height	Folding
Arccos	✓	✓	✓			✓
Archer	✓	✓	✓			
Ashton				✓		
Axi				✓		
Beta	✓					
Brandon	✓	✓	✓		✓	✓
Cabana				✓		
Capri				✓		
Corsa			✓			
Crossfire	✓	✓	✓			
Cube Plus				✓		
Dion				✓		
Dome			✓			
Erina				✓		
Fenton			✓			
Flatcut	✓		✓			
Flight		✓				
Galaxi				✓		
Geometra				✓		
Granada				✓		
Harmony			✓	✓		
Luna	✓	✓	✓			
Marion				✓		
Maya			✓			
Monaco			✓			
Montego			✓			
Napoli			✓			
Ojai				✓		
Orlando	✓	✓		✓		
Perla			✓			
Post	✓	✓	✓			✓
Roxby	✓	✓				✓
Sawyer	✓		✓	✓		
Starla			✓			
Strata		✓				
Symphony				✓		
Trumpet			✓			
Turner	✓	✓	✓			
Ventura				✓		
Vincent				✓		
Waterlou			✓			




















Series	Flip-Top	Nesting	Modesty	Mobile	Bridged	Power	Dollies
Arccos	✓	✓	✓	✓	✓	✓	✓
Archer	✓	✓	✓	✓	✓	✓	✓
Ashton							
Axi							
Beta						✓	
Brandon	✓	✓	✓	✓	✓	✓	✓
Cabana						✓	
Capri							
Corsa							
Crossfire	✓	✓	✓	✓	✓	✓	✓
Cube Plus						✓	
Dion							
Dome							
Erina							
Fenton							
Flatcut							
Flight	✓	✓	✓	✓	✓	✓	✓
Galaxi							
Geometra						✓	
Granada							
Harmony							
Luna	✓	✓	✓	✓	✓	✓	✓
Marion							
Maya							
Monaco							
Montego							
Napoli							
Ojai						✓	
Orlando						✓	
Perla							
Post			✓	✓	✓	✓	✓
Roxby			✓		✓	✓	✓
Sawyer							
Starla							
Strata			✓	✓	✓	✓	
Symphony							
Trumpet							
Turner	✓	✓	✓	✓	✓	✓	✓
Ventura							
Vincent							
Waterlou							

We Specialize in Custom Fabrication

- Custom design tops in many different shapes and sizes.
- Choice of corner radius or 90° corner detail for 3mm, wood.
- Custom cut-through top designs.
- Full solid surface and acrylic manufacturing capabilities.
- Custom fabrication of metal bases to fit your needs.



Bring us your custom design!

Table Size (in Inches)	Seating	Table Size (in Inches)	Seating	Table Size (in Inches)	Seating
 Round					
24	2	48 x 108	8-10	48 x 120	8-10
30	2-3	48 x 120	8-10	48 x 144	10
36	3-4	48 x 144	10	60 x 144	10-12
42	4	48 x 168	10	60 x 168	12
48	4-5	48 x 192	10-12	60 x 192	12-14
54	4-6	60 x 96	8-10	60 x 216	14
60	6	60 x 108	8-10	60 x 240	16-18
		60 x 120	10-12		
		60 x 144	10-12	 Ellipse Shape	
 Square		60 x 168	12	27 x 72	6-8
24 x 24	2	60 x 192	12-14	32 x 84	6-8
30 x 30	2	60 x 216	14	36 x 96	8-10
36 x 36	4	60 x 240	16-18	41 x 108	8-10
42 x 42	4			45 x 120	8-10
48 x 48	4	 Racetrack Shape			
54 x 54	4-8	42 x 72	6-8	 Trapezoid	
60 x 60	8	42 x 84	6-8	24 x 48	2
		42 x 96	8-10	30 x 60	2
 Almost Square		48 x 72	6-8	36 x 72	3-4
48 x 48	4	48 x 84	6-8		
54 x 54	4-8	48 x 96	8-10	 Half Round	
60 x 60	8	48 x 108	8-10	24 x 48	2
		48 x 120	8-10	30 x 60	2
 Sort-a-Square (Dekko only)		48 x 144	10	36 x 72	4
24 x 24	2	48 x 168	10		
30 x 30	2	48 x 192	10-12	 Quarter Round	
		60 x 96	8-10	24	2
 Sort-a-Round (Dekko only)		60 x 108	8-10	30	2
24	2	60 x 120	10-12	36	3-4
30	2	60 x 144	10-12		
36	3-4	60 x 168	12	 Crescent	
		60 x 192	12-14	24 x 48	2
 Rectangle		60 x 216	14	30 x 60	2
18 x 36	1	60 x 240	16-18	36 x 72	3-4
18 x 38	1				
18 x 48	1-2	 Boat Shape		 15° Wedge (Table Bridge)	
18 x 60	2	30 x 42 x 84	6-8	15° - 24" Connecting Table	
18 x 72	3	30 x 42 x 96	8	15° - 30" Connecting Table	
18 x 84	3-4	30 x 42 x 108	8-10	15° - 36" Connecting Table	
18 x 96	4	30 x 42 x 120	8-10		
24 x 36	2	30 x 42 x 144	10	 30° Wedge (Table Bridge)	
24 x 38	2	36 x 48 x 84	8	30° - 24" Connecting Table	
24 x 48	2	36 x 48 x 96	8	30° - 30" Connecting Table	
24 x 60	2	36 x 48 x 108	8-10	30° - 36" Connecting Table	
24 x 72	3	36 x 48 x 120	8-10		
24 x 84	3-4	36 x 48 x 144	10	 45° Wedge (Table Bridge)	
30 x 36	2	48 x 60 x 144	10-12	45° - 24" Connecting Table	
30 x 48	2-4	48 x 60 x 168	12	45° - 30" Connecting Table	
30 x 60	4	48 x 60 x 192	12-14	45° - 36" Connecting Table	
30 x 72	6	48 x 60 x 216	14		
30 x 84	6	48 x 60 x 240	14-16	 60° Wedge (Table Bridge)	
30 x 96	8			60° - 24" Connecting Table	
36 x 48	2-4	 Bow-End Shape		60° - 30" Connecting Table	
36 x 60	4-6	42 x 84	6-8	60° - 36" Connecting Table	
36 x 72	6-8	42 x 96	8-10		
36 x 84	6-8	42 x 108	8-10	 90° Wedge (Table Bridge)	
36 x 96	8-10	42 x 120	8-10	90° - 24" Connecting Table	
42 x 72	6-8	42 x 144	10	90° - 30" Connecting Table	
42 x 84	6-8	42 x 168	10	90° - 36" Connecting Table	
42 x 96	8-10	48 x 72	6-8		
48 x 72	6-8	48 x 84	6-8		
48 x 84	6-8	48 x 96	8-10		
48 x 96	8-10	48 x 108	8-10		

Please Note: This Seating and Table Guide is based on an overall chair width of approximately 22" to 24". Also, depending on which table base is used, seating guide may vary slightly.

We are steel fabricators, welders, designers and, of course, table top makers!

We are manufacturers of strong, long-lasting tables. Tables that work.

Tables that: adjust- fold- flip- nest- roll- and ultimately are stationary.

1 – LAMINATE

Choose from thousands of colors and brands like Nevamar, Wilsonart, Formica, Pionite, Chemetal and Laminart (in house).



2 – ULTRA LIGHTWEIGHT LAMINATE

These tops, made from 100% recycled wood, are 18% lighter than our standard laminate tops (in house).



3 – WOOD VENEER & BUTCHER BLOCK

Choose from 9 water base stain finishes and 8 water based color stains using maple, cherry or oak veneer (in house).




4 – KRYSTALCAST®

Several edge profiles and limitless colors – a brilliant idea.



5 – 3FORM® CHROMA

1" thick, many vibrant colors available (in house).



– see what ERG can offer you!

At ERG, your choices are only limited by your imagination!

Please don't forget the selection of table edges ERG International offers! The choices are incredible!

For more information, please refer to our table tops brochure in the Table Overview Section.

6 – SOLID SURFACE

Brands like Avonite, Corian, Formica and Wilsonart. (Fabricated in-house!)



7 – STONE

Many stone colors available.



8 – COLORED GLASS

Several colors available (in stock).



9 – FIBERGLASS

A variety of colors to choose from.



10 – METAL

Flat rolled solid steel or stainless steel available (in house).



**Table series are priced by table size and edge group.
Letter indicates edge code within price group.
Edges are 1.25" thick unless noted otherwise.**

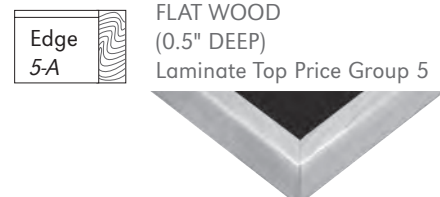
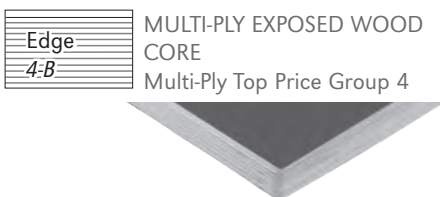




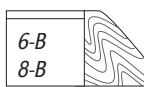

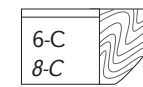

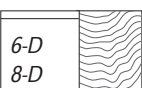



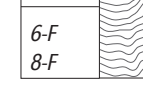





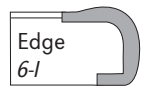





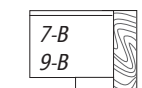

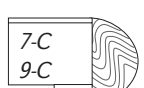

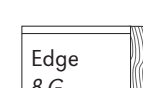

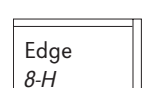





Table series are priced by table size and edge group.
Letter indicates edge code within price group.
Edges are 1.25" thick unless noted otherwise.

 <p>6-A 8-A</p> <p>BULLNOSE WOOD Laminate Top Price Group 6 Veneer Top Price Group 8</p> 	 <p>6-B 8-B</p> <p>BEVELED WOOD Laminate Top Price Group 6 Veneer Top Price Group 8</p> 	 <p>6-C 8-C</p> <p>REVERSE BEVEL WOOD Laminate Top Price Group 6 Veneer Top Price Group 8</p> 
 <p>6-D 8-D</p> <p>FLAT WOOD (1.25" DEEP) Laminate Top Price Group 6 Veneer Top Price Group 8</p> 	 <p>6-E 8-E</p> <p>WATERFALL WOOD Laminate Top Price Group 6 Veneer Top Price Group 8</p> 	 <p>6-F 8-F</p> <p>FLUTED WOOD Laminate Top Price Group 6 Veneer Top Price Group 8</p> 
 <p>Edge 6-G</p> <p>RESIN FLAT Laminate Top Price Group 6</p> 	 <p>Edge 6-H</p> <p>RESIN BULLNOSE Laminate Top Price Group 6</p> 	 <p>Edge 6-I</p> <p>RESIN NO-DRIP Laminate Top Price Group 6</p> 
 <p>Edge 6-J</p> <p>MULTI-PLY EXPOSED CORE REVERSE 60° KNIFE Multi-Ply Top Price Group 6</p> 	 <p>7-A 9-A</p> <p>BULLET WOOD 1.25" (1.75" DEEP) Laminate Top Price Group 7 Veneer Top Price Group 9</p> 	
 <p>7-B 9-B</p> <p>FLAT WOOD 1.75" (.5" DEEP) Laminate Top Price Group 7 Veneer Top Price Group 9</p> 	 <p>7-C 9-C</p> <p>WOOD BULLNOSE 1.75" Laminate Top Price Group 7 Veneer Top Price Group 9</p> 	 <p>Edge 8-G</p> <p>3mm MAPLE WOOD Veneer Top Price Group 8</p> 
 <p>Edge 8-H</p> <p>10mm VENEER SELF-EDGE Veneer Top Price Group 8</p> 	 <p>7-D 9-D</p> <p>ORLANDO WOOD (2" Deep, 3" Radius Corner) Laminate Top Price Group 7 Veneer Top Price Group 9</p> 	

STANDARD DINING HEIGHT: 29" - 30"

Arccos



Archer



Brandon



Cayman



Corsa



Crossfire



Dome



Fenton



Flatcut



Harmony



Luna



Maya



Monaco



Montego



Napoli



Perla



Post/Roxby



Sawyer



Starla



Trumpet



Turner



Waterlou



STANDARD BAR HEIGHT: 42"
36" COUNTER HEIGHT AND CUSTOM HEIGHTS AVAILABLE

Arccos



Archer



Brandon



Cayman



Corsa



Crossfire



Dome



Fenton



Flatcut




Harmony



Maya



Monaco



Montego



Perla



Sawyer



Starla



Trumpet



Turner





SQUARE CAFÉ TABLE



ROUND CAFÉ TABLE



4 COLUMN CAFÉ TABLE

ORDERING INFORMATION

- | | |
|----------------------------|-------------------------------|
| 1) Series Name | 6) Laminate Selection and No. |
| 2) Model Number | 7) Edge Style Code and Color |
| 3) Size | 8) Wood Species |
| 4) Quantity | 9) Wood Stain Color |
| 5) Powder Coat Frame Color | 10) Optional Items |

ARCCOS CAFÉ BASE SPECIFICATIONS

Arccos X Base

Table Height	Table height is 29" to 30" depending on table top specified. Bar Height table is 42".
Column	3" round 14 gauge steel tubing welded to base and top plate.
Base	1.25", 14 gauge round tubular steel and .1875" flat plate steel. Base spread is 22", 26", 32" or 38"
Top Plate	Stamped steel, depending on size of tabletop: 8" x 8" square 11" X 11" square 24" x 24" square
Glides	Adjustable zinc rubber cushion glides
Assembly	Top plate is welded to the vertical column and the vertical column is welded to the horizontal base. No tie rod assembly. Base mounts to tabletop with 1/4-20 x 1" machine screws into metal inserts in top.
Finish	Choice of standard powder coat colors – See "Color Selections" brochure.

Flip-Top Mechanism

Durable all-steel construction with a spring-loaded release handle and a safety catch to maintain flipped-up position.

TABLE TOP SPECIFICATIONS

Table Tops

Table top core is CARB Phase I & Phase II Compliant. Laminate, wood veneer and phenolic backing are glued with water based adhesives.

FINISHES

Laminate/Veneer Selections

ERG offers over 1000 standard laminate choices from Nevamar, Wilsonart, Formica and Pionite. Wood veneer is available in transparent stain colors - custom stain matching available.

Edge Selections:

ERG offers a wide variety of table top edge materials including PVC, wood, aluminum, resin and laminate.

Special Edge Note: When ganging or butting tables together, ERG recommends using 3mm flat edge or flat wood edge. Square tables using PVC T-edge will have a 2" radius on all corners. Table Bases and Legs

OPTIONS

- CODE: FLIP-X - Flip Top per X-base
- CODE: FLIP-T - Flip Top for two T-legs
- CODE: FOLD - Lightweight Folding Leg Mechanism per table
- CODE: FTCB - Flip-Top cross bar
- CODE: SB - Stretcher bar for tables under 72"
- CODE: STH - Special Table Height (other than 29")
- CODE: ULW - Ultra-lightweight table top
- CODE: RP - Painted Foot-ring for bar height
- CODE: CAS - Mobile Casters
- CODE: GD - Ganging
- TABLE ACCESSORIES - Grommets, Wire Management, Power and Communication Options, see the Accessories section of this book.



X-BASE FLIP-TOP DETAIL

MODEL / DESCRIPTION / LIST PRICING

ARCCOS | CAFÉ | ROUND



Model Number	Table Top Size	Shpg. Wght.	Base Spread	LAMINATE TOP ASSORTED EDGES							VENEER TOP	
				GRP 1	GRP 2	GRP 3	GRP 4	GRP 5	GRP 6	GRP 7	GRP 8	GRP 9
AR24D	24" Dia.	32	22"- X	\$591	\$600	\$668	\$725	\$840	\$936	\$1051	\$1522	\$1768
AR30D	30" Dia.	43	26"- X	\$648	\$660	\$750	\$826	\$979	\$1106	\$1258	\$1720	\$1942
AR36D	36" Dia.	53	32"- X	\$811	\$827	\$934	\$1026	\$1212	\$1366	\$1550	\$2141	\$2430
AR42D	42" Dia.	72	32"- X	\$932	\$952	\$1092	\$1212	\$1453	\$1653	\$1893	\$2514	\$2793
AR48D	48" Dia.	81	38"- X	\$1016	\$1040	\$1210	\$1355	\$1646	\$1889	\$2180	\$2798	\$3048
AR54D	54" Dia.	56	38"- X	\$1171	\$1198	\$1392	\$1556	\$1887	\$2162	\$2493	\$3215	\$3513
AR60D	60" Dia.	63	38"- 4COL	\$1257	\$1289	\$1511	\$1702	\$2084	\$2402	\$2785	\$3504	\$3773

ARCCOS | CAFÉ | SQUARE



Model Number	Table Top Size	Shpg. Wght.	Base Spread	LAMINATE TOP ASSORTED EDGES							VENEER TOP	
				GRP 1	GRP 2	GRP 3	GRP 4	GRP 5	GRP 6	GRP 7	GRP 8	GRP 9
AR24S	24" Sq.	40	22"- X	\$597	\$607	\$677	\$736	\$856	\$956	\$1075	\$1544	\$1789
AR2430S	24x30 Sq.	49	22"- X	\$631	\$643	\$724	\$794	\$934	\$1050	\$1190	\$1658	\$1891
AR30S	30" Sq.	54	26"- X	\$652	\$665	\$754	\$830	\$983	\$1110	\$1263	\$1731	\$1955
AR36S	36" Sq.	67	32"- X	\$821	\$836	\$947	\$1042	\$1232	\$1390	\$1581	\$2173	\$2459
AR42S	42" Sq.	90	38"- X	\$904	\$925	\$1064	\$1185	\$1425	\$1626	\$1866	\$2453	\$2711
AR48S	48" Sq.	107	38"- X	\$965	\$989	\$1150	\$1289	\$1566	\$1797	\$2075	\$2660	\$2897

ARCCOS | CAFÉ | RECTANGLE



Model Number	Table Top Size	Shpg. Wght.	Base Spread	LAMINATE TOP ASSORTED EDGES							VENEER TOP	
				GRP 1	GRP 2	GRP 3	GRP 4	GRP 5	GRP 6	GRP 7	GRP 8	GRP 9
AR2448	24x48 Sq.	70	2-22"- T	\$753	\$768	\$873	\$963	\$1142	\$1293	\$1472	\$2004	\$2257
AR2460	24x60 Sq.	79	2-22"- T	\$788	\$805	\$922	\$1023	\$1224	\$1392	\$1592	\$2123	\$2364
AR3048	30x48 Sq.	79	2-22"- T	\$792	\$809	\$928	\$1030	\$1233	\$1403	\$1607	\$2136	\$2375
AR3060	30x60 Sq.	90	2-22"- T	\$835	\$854	\$988	\$1102	\$1332	\$1523	\$1752	\$2281	\$2505

ARCCOS | CAFÉ | BAR HEIGHT



Model Number	Table Top Size	Shpg. Wght.	Base Spread	LAMINATE TOP ASSORTED EDGES							VENEER TOP	
				GRP 1	GRP 2	GRP 3	GRP 4	GRP 5	GRP 6	GRP 7	GRP 8	GRP 9
ARH24D	24" Dia.	40	22"- X	\$736	\$747	\$813	\$872	\$987	\$1083	\$1198	\$1844	\$2204
ARH30D	30" Dia.	50	26"- X	\$795	\$807	\$895	\$972	\$1124	\$1252	\$1404	\$2043	\$2378
ARH36D	36" Dia.	63	32"- X	\$948	\$964	\$1071	\$1164	\$1349	\$1503	\$1687	\$2443	\$2839

OPTIONS

Add upcharge to list price and code to model number

FLIP-T	Flip-Top for two T-legs	\$358
FLIP-X	Flip-Top per X-base (up to 42" top maximum)	\$125
FOLD	Lightweight Folding Leg Mechanism per table	\$298
FTCB	Flip-Top cross bar	\$150
SB	Stretcher Bar for tables under 72"	\$80


STH	Special Table Height (other than 29")	\$150 per base
ULW	Ultra-lightweight table top	\$190
RP	Painted Foot-ring for Bar Height	\$110
CAS	Mobile Casters per table - Black	\$98
GD	Ganging per table	\$95



STATIONARY T BASE



Table Storage Dollies
See Accessories Section



T-LEG FLIP-TOP TABLE WITH CASTERS
AND POWER/DATA OPTIONS

ORDERING INFORMATION

- | | |
|----------------------------|-------------------------------|
| 1) Series Name | 6) Laminate Selection and No. |
| 2) Model Number | 7) Edge Style Code and Color |
| 3) Size | 8) Wood Species |
| 4) Quantity | 9) Wood Stain Color |
| 5) Powder Coat Frame Color | 10) Optional Items |

ARCCOS TRAINING BASE SPECIFICATIONS

Arccos T Base

Table Height	Table height is 29" to 30" depending on table top specified.
Column	3" round or 1.5" x 3" oval 14 gauge steel tubing welded to base and top plate.
Base	1.25", 14 gauge round tubular steel and .1875" flat plate steel. Base spread is 16", 22", 26", 32" or 38"
Top Plate	Stamped steel, depending on size of tabletop: 8" x 8" square 11" X 11" square 24" x 24" square
Glides	Adjustable zinc rubber cushion steel glides
Assembly	Top plate is welded to the vertical column and the vertical column is welded to the horizontal base. No tie rod assembly. Base mounts to tabletop with 1/4-20 x 1" machine screws into metal inserts in top. Stretcher steel bars are used on tops over 66" long.
Finish	Choice of standard powder coat colors – See "Color Selections" brochure.

Flip-Top Mechanism

Aluminum die-cast top plate and aluminum housing with single handle cable release.

Folding Mechanism

Lightweight nylon injection molded housing, cast aluminum pivot and metal locking slider. Rigid, taper locking design is activated by single lever that also locks in folded position.

TABLE TOP SPECIFICATIONS

Table Tops

Table top core is CARB Phase I & Phase II Compliant. Laminate, wood veneer and phenolic backing are glued with water based adhesives.

Ultra-Lightweight Table Tops

Ultra-lightweight tables have an exceptionally strong manufactured MDF top made from 100% recovered and recycled wood fiber with at least 25% post-industrial recycled fiber; the balance consisting of recovered waste fiber. Ultra-light tables are 18% lighter than standard tables.

FINISHES

Laminate/Veneer Selections

ERG offers over 1000 standard laminate choices from Nevamar, Wilsonart, Formica and Pionite. Wood veneer is available in transparent stain colors - custom stain matching available.


Edge Selections:

ERG offers a wide variety of table top edge materials including PVC, wood, aluminum, resin and laminate. Refer to the beginning of this Tables section for more details.

Special Edge Note: When ganging or butting tables together, ERG recommends using 3mm flat edge or flat wood edge. Square tables using PVC T-edge will have a 2" radius on all corners.

OPTIONS

- CODE: FLIP-T - Flip Top for two T-legs
- CODE: FOLD - Lightweight Folding Leg Mechanism per table
- CODE: FTCB - Flip-Top cross bar
- CODE: SB - Stretcher bar for tables under 72"
- CODE: STH - Special Table Height (other than 29")
- CODE: ULW - Ultra-lightweight table top
- CODE: CAS - Mobile Casters
- CODE: GD - Ganging
- TABLE ACCESSORIES - Grommets, Wire Management, Power and Communication Options, see the Accessories section of this book.
- MODESTY PANEL - Two versions, removable and folding, are available, see the Accessories section of this book.



FOLDING MECHANISM



T-LEG FLIP-TOP DETAIL



ARCCOS T-LEG PROFILE



SHOWN WITH CASTERS AND ATLAS ELECTRICAL MODESTY PANEL (OPEN)

MODEL / DESCRIPTION / LIST PRICING

ARCCOS | RECTANGLE



RECTANGLE

Model Number	Table Top Size	Shpg. Wght.	Base Spread	LAMINATE TOP ASSORTED EDGES									VENEER TOP	
				GRP 1	GRP 2	GRP 3	GRP 4	GRP 5	GRP 6	GRP 7	GRP 8	GRP 9		
AR1836	18 X 36	48	2-16"- T	\$670	\$680	\$756	\$821	\$951	\$1059	\$1188	\$1723	\$2004		
AR1848	18 X 48	55	2-16"- T	\$697	\$709	\$795	\$868	\$1015	\$1137	\$1283	\$1817	\$2088		
AR1860	18 X 60	62	2-16"- T	\$725	\$738	\$834	\$916	\$1080	\$1216	\$1379	\$1912	\$2174		
AR1872	18 X 72	69	2-16"- T	\$844	\$860	\$965	\$1055	\$1236	\$1385	\$1565	\$2207	\$2531		
AR1884	18 X 84	90	2-16"- T	\$891	\$909	\$1030	\$1134	\$1342	\$1515	\$1723	\$2363	\$2671		
AR1896	18 X 96	97	2-16"- T	\$942	\$961	\$1092	\$1204	\$1429	\$1616	\$1841	\$2507	\$2824		
AR2436	24 X 36	57	2-22"- T	\$718	\$730	\$823	\$903	\$1061	\$1193	\$1352	\$1884	\$2149		
AR2448	24 X 48	108	2-22"- T	\$753	\$768	\$873	\$963	\$1142	\$1293	\$1472	\$2004	\$2257		
AR2460	24 X 60	75	2-22"- T	\$788	\$805	\$922	\$1023	\$1224	\$1392	\$1592	\$2123	\$2364		
AR2472	24 X 72	84	2-22"- T	\$915	\$934	\$1064	\$1174	\$1397	\$1583	\$1804	\$2443	\$2744		
AR2484	24 X 84	108	2-22"- T	\$969	\$990	\$1139	\$1266	\$1520	\$1733	\$1987	\$2624	\$2906		
AR2496	24 X 96	117	2-22"- T	\$1028	\$1050	\$1212	\$1349	\$1626	\$1855	\$2131	\$2793	\$3082		
AR3036	30 X 36	64	2-22"- T	\$750	\$764	\$867	\$957	\$1135	\$1282	\$1460	\$1993	\$2246		
AR3048	30 X 48	75	2-22"- T	\$792	\$809	\$928	\$1030	\$1233	\$1403	\$1607	\$2136	\$2375		
AR3060	30 X 60	86	2-22"- T	\$835	\$854	\$988	\$1102	\$1332	\$1523	\$1752	\$2281	\$2505		
AR3072	30 X 72	98	2-22"- T	\$969	\$991	\$1140	\$1267	\$1522	\$1735	\$1990	\$2626	\$2908		
AR3084	30 X 84	124	2-22"- T	\$1031	\$1055	\$1225	\$1371	\$1663	\$1906	\$2198	\$2832	\$3093		
AR3096	30 X 96	135	2-22"- T	\$1096	\$1123	\$1308	\$1466	\$1785	\$2049	\$2366	\$3026	\$3291		
AR3648	36 X 48	86	2-26"- T	\$841	\$860	\$996	\$1113	\$1345	\$1539	\$1771	\$2299	\$2523		
AR3660	36 X 60	100	2-26"- T	\$891	\$913	\$1066	\$1198	\$1461	\$1680	\$1943	\$2469	\$2675		
AR3672	36 X 72	113	2-26"- T	\$1033	\$1058	\$1228	\$1375	\$1668	\$1913	\$2206	\$2839	\$3100		
AR3684	36 X 84	140	2-26"- T	\$1101	\$1129	\$1325	\$1491	\$1826	\$2105	\$2439	\$3070	\$3307		
AR3696	36 X 96	153	2-26"- T	\$1175	\$1205	\$1418	\$1601	\$1965	\$2268	\$2633	\$3290	\$3528		

OPTIONS

Add upcharge to list price and code to model number

FLIP-T	Flip-Top for two T-legs	\$358
FOLD	Lightweight Folding Leg Mechanism per table	\$298
FTCB	Flip-Top cross bar	\$150
SB	Stretcher Bar for tables under 72"	\$80

STH	Special Table Height (other than 29")	\$150 per base
ULW	Ultra-lightweight table top	\$190
CAS	Mobile Casters per table - Black	\$98
GD	Ganging per table	\$95



X-BASE CAFÉ TABLE



X-BASE BAR HEIGHT TABLE

ORDERING INFORMATION

- | | |
|----------------------------|-------------------------------|
| 1) Series Name | 6) Laminate Selection and No. |
| 2) Model Number | 7) Edge Style Code and Color |
| 3) Size | 8) Wood Species |
| 4) Quantity | 9) Wood Stain Color |
| 5) Powder Coat Frame Color | 10) Optional Items |

ARCHER CAFÉ BASE SPECIFICATIONS

Archer X Base

- Table Height** Table height is 29" to 30" depending on table top specified. Bar Height table is 42".
- Column** 2" or 2.5" square 14 gauge steel tubing.
- Base** 1" x 2" 14 gauge steel arched rectangular tubing – 22", 26", 32" or 36" spreads with metal welded end caps.
- Top Plate** 8" x 8", 11" x 11" or 24" x 24" square
- Glides** Black adjustable self-leveling swivel glides.
- Assembly** Top plate is welded to the vertical column and the vertical column is welded to the horizontal base. No tie rod assembly. Base mounts to tabletop with ¼-20 x 1" machine screws into metal inserts in top.
- Finish** Choice of standard powder coat colors – See "Color Selections" brochure.

Flip-Top Mechanism

Durable all-steel construction with a spring-loaded release handle and a safety catch to maintain flipped-up position.

TABLE TOP SPECIFICATIONS

Table Tops

Table top core is CARB Phase I & Phase II Compliant. Laminate, wood veneer and phenolic backing are glued with water based adhesives.

FINISHES

Laminate/Veneer Selections

ERG offers over 1000 standard laminate choices from Nevamar, Wilsonart, Formica and Pionite. Wood veneer is available in transparent stain colors - custom stain matching available.

Edge Selections:

ERG offers a wide variety of table top edge materials including PVC, wood, aluminum, resin and laminate. Special Edge Note: When ganging or butting tables together, ERG recommends using 3mm flat edge, or flat wood edge. Square tables using PVC T-edge will have a 2" radius on all corners. Table Bases and Legs

OPTIONS

- CODE: FLIP-T - Flip Top for two T-legs
- CODE: FOLD - Lightweight Folding Leg Mechanism per table
- CODE: FTCB - Flip-Top cross bar
- CODE: SB - Stretcher bar for tables under 72"
- CODE: STH - Special Table Height (other than 29")
- CODE: ULW - Ultra-lightweight table top
- CODE: CAS - Mobile Casters per table - Black
- CODE: CASW - Mobile Casters per table - White
- CODE: GD - Ganging
- TABLE ACCESSORIES - Grommets, Wire Management, Power and Communication Options, see the Accessories section of this book.
- MODESTY PANEL - Two versions, removable and folding, are available, see the Accessories section of this book.



BASE DETAIL



GLIDE DETAIL



CASTER DETAIL

MODEL / DESCRIPTION / LIST PRICING

ARCHER | CAFÉ | ROUND

ROUND

Model Number	Table Top Size	Shpg. Wght.	Base Spread	LAMINATE TOP ASSORTED EDGES							VENEER TOP	
				GRP 1	GRP 2	GRP 3	GRP 4	GRP 5	GRP 6	GRP 7	GRP 8	GRP 9
AH24D	24" Dia.	32	22"- X	\$568	\$577	\$645	\$702	\$817	\$913	\$1029	\$1472	\$1699
AH30D	30" Dia.	43	26"- X	\$625	\$638	\$727	\$803	\$956	\$1083	\$1236	\$1670	\$1873
AH36D	36" Dia.	53	32"- X	\$765	\$781	\$888	\$981	\$1166	\$1320	\$1504	\$2040	\$2294
AH42D	42" Dia.	72	32"- X	\$886	\$906	\$1046	\$1166	\$1407	\$1607	\$1847	\$2414	\$2657
AH48D	48" Dia.	86	38"- X	\$970	\$994	\$1164	\$1309	\$1601	\$1843	\$2134	\$2697	\$2912
AH54D	54" Dia.	103	38"- X	\$1127	\$1154	\$1348	\$1512	\$1843	\$2118	\$2449	\$3119	\$3383
AH60D	60" Dia.	123	38"- X	\$1214	\$1245	\$1467	\$1659	\$2040	\$2359	\$2741	\$3408	\$3643

ARCHER | CAFÉ | SQUARE

SQUARE

Model Number	Table Top Size	Shpg. Wght.	Base Spread	LAMINATE TOP ASSORTED EDGES							VENEER TOP	
				GRP 1	GRP 2	GRP 3	GRP 4	GRP 5	GRP 6	GRP 7	GRP 8	GRP 9
AH24S	24" Sq.	40	22"- X	\$549	\$566	\$631	\$672	\$796	\$898	\$1020	\$1411	\$1604
AH30S	30" Sq.	54	26"- X	\$629	\$642	\$731	\$807	\$960	\$1087	\$1240	\$1680	\$1887
AH36S	36" Sq.	67	32"- X	\$775	\$790	\$902	\$996	\$1187	\$1345	\$1535	\$2072	\$2322
AH42S	42" Sq.	90	38"- X	\$858	\$879	\$1018	\$1139	\$1379	\$1580	\$1820	\$2354	\$2575
AH48S	48" Sq.	107	38"- X	\$919	\$943	\$1104	\$1243	\$1520	\$1751	\$2029	\$2559	\$2761

ARCHER | CAFÉ | RECTANGLE

RECTANGLE

Model Number	Table Top Size	Shpg. Wght.	Base Spread	LAMINATE TOP ASSORTED EDGES							VENEER TOP	
				GRP 1	GRP 2	GRP 3	GRP 4	GRP 5	GRP 6	GRP 7	GRP 8	GRP 9
AH2430S	24x30	49	22"- X	\$608	\$620	\$701	\$771	\$911	\$1028	\$1167	\$1608	\$1822
AH2448	24x48	70	2-22"- T	\$711	\$727	\$831	\$921	\$1101	\$1251	\$1431	\$1914	\$2134
AH2460	24x60	79	2-22"- T	\$747	\$763	\$881	\$982	\$1182	\$1350	\$1552	\$2032	\$2241
AH3048	30x48	84	2-22"- T	\$751	\$768	\$887	\$988	\$1192	\$1361	\$1565	\$2046	\$2253
AH3060	30x60	90	2-22"- T	\$794	\$813	\$946	\$1062	\$1291	\$1482	\$1711	\$2190	\$2383

ARCHER | CAFÉ | BAR HEIGHT

ROUND

Model Number	Table Top Size	Shpg. Wght.	Base Spread	LAMINATE TOP ASSORTED EDGES							VENEER TOP	
				GRP 1	GRP 2	GRP 3	GRP 4	GRP 5	GRP 6	GRP 7	GRP 8	GRP 9
AHH24D	24" Dia.	40	22"- X	\$713	\$724	\$790	\$849	\$964	\$1060	\$1175	\$1793	\$2136
AHH30D	30" Dia.	53	26"- X	\$772	\$784	\$873	\$950	\$1101	\$1229	\$1381	\$1992	\$2310
AHH36D	36" Dia.	63	32"- X	\$903	\$918	\$1025	\$1118	\$1303	\$1457	\$1641	\$2343	\$2703
AHH36S	36" Sq.	67	32"- X	\$958	\$973	\$1085	\$1179	\$1370	\$1528	\$1718	\$2474	\$2867

SQUARE

OPTIONS

Add upcharge to list price and code to model number

FLIP-T	Flip-Top for two T-legs	\$358
FOLD	Lightweight Folding Leg Mechanism per table	\$298
FTCB	Flip-Top cross bar	\$150
SB	Stretcher Bar for tables under 72"	\$80
STH	Special Table Height (other than 29")	\$150 per base

ULW	Ultra-lightweight table top	\$190
CAS	Mobile Casters per table - Black	\$98
CASW	Mobile Casters per table - White	\$118
GD	Ganging per table	\$95



NESTED FLIP-TOP TABLES



Table Storage Dollies
See Accessories Section



TRAINING TABLE WITH
CASTERS AND POWER OPTION



LEG DETAIL

ORDERING INFORMATION

- | | |
|----------------------------|-------------------------------|
| 1) Series Name | 6) Laminate Selection and No. |
| 2) Model Number | 7) Edge Style Code and Color |
| 3) Size | 8) Wood Species |
| 4) Quantity | 9) Wood Stain Color |
| 5) Powder Coat Frame Color | 10) Optional Items |

ARCHER TRAINING BASE SPECIFICATIONS

Archer T Base

- Table Height** Table height is 29" to 30" depending on table top specified.
- Column** 2" or 2.5" square 14 gauge steel tubing.
- Base** 1" x 2" 14 gauge steel arched rectangular tubing - 16" 22", 26" spreads with metal welded end caps.
- Plate** 8" x 8" square 12 gauge stamped steel
2" x 4" 12 gauge stamped steel (Flip-Top or Folding).
- Glides** Black adjustable self-leveling swivel glides.
- Assembly** Top plate is welded to the vertical column and the vertical column is welded to the horizontal base plate. No tie rod assembly. Base mounts to tabletop with 1/4-20 x 1" machine screws into metal inserts in top. Stretcher steel bars are used on tops over 66" long.
- Finish** Choice of standard powder coat colors - See "Color Selections" brochure.

Flip-Top Mechanism

Aluminum die-cast top plate and aluminum housing with single handle cable release.

Folding Mechanism

Nylon injection molded housing, cast aluminum pivot and metal locking slider. Rigid, taper locking design is activated by single lever that also locks in folded position.

TABLE TOP SPECIFICATIONS

Table Tops

Table top core is CARB Phase I & Phase II Compliant. Laminate, wood veneer and phenolic backing are glued with water based adhesives.

Ultra-Lightweight Table Tops

Ultra-lightweight tables have an exceptionally strong manufactured MDF top made from 100% recovered and recycled wood fiber with at least 25% post-industrial recycled fiber; the balance consisting of recovered waste fiber. Ultra-light tables are 18% lighter than standard tables.

FINISHES

Laminate/Veneer Selections

ERG offers over 1000 standard laminate choices from Nevamar, Wilsonart, Formica and Pionite. Wood veneer is available in transparent stain colors - custom stain matching available.

Edge Selections:

ERG offers a wide variety of table top edge materials including PVC, wood, aluminum, resin and laminate. Special Edge Note: When ganging or butting tables together, ERG recommends using 3mm flat edge, or flat wood edge. Square tables using PVC T-edge will have a 2" radius on all corners. Table Bases and Legs

OPTIONS

- CODE: FLIP-T - Flip Top for two T-legs
- CODE: FOLD - Lightweight Folding Leg Mechanism per table
- CODE: FTCB - Flip-Top cross bar
- CODE: SB - Stretcher bar for tables under 72"
- CODE: STH - Special Table Height (other than 29")
- CODE: ULW - Ultra-lightweight table top
- CODE: CAS - Mobile Casters per table - Black
- CODE: CASW - Mobile Casters per table - White
- CODE: GD - Ganging
- TABLE ACCESSORIES - Grommets, Wire Management, Power and Communication Options, see the Accessories section of this book.
- MODESTY PANEL - Two versions, removable and folding, are available, see the Accessories section of this book.



GLIDE
DETAIL



CASTER
DETAIL



FLIP-TOP
DETAIL

MODEL / DESCRIPTION / LIST PRICING

ARCHER | RECTANGLE



Model Number	Table Top Size	Shpg. Wght.	Base Spread	LAMINATE TOP ASSORTED EDGES							VENEER TOP	
				GRP 1	GRP 2	GRP 3	GRP 4	GRP 5	GRP 6	GRP 7	GRP 8	GRP 9
AH1836	18 X 36	54	2-16"- T	\$628	\$639	\$714	\$779	\$909	\$1017	\$1147	\$1633	\$1881
AH1848	18 X 48	61	2-16"- T	\$656	\$669	\$754	\$827	\$973	\$1096	\$1242	\$1726	\$1966
AH1860	18 X 60	68	2-16"- T	\$684	\$698	\$794	\$875	\$1038	\$1174	\$1337	\$1821	\$2051
AH1872	18 X 72	75	2-16"- T	\$804	\$818	\$924	\$1014	\$1194	\$1345	\$1525	\$2116	\$2409
AH1884	18 X 84	81	2-16"- T	\$850	\$867	\$989	\$1093	\$1301	\$1474	\$1682	\$2272	\$2548
AH1896	18 X 96	88	2-16"- T	\$901	\$919	\$1050	\$1163	\$1388	\$1576	\$1800	\$2417	\$2701
AH2436	24 X 36	61	2-22"- T	\$676	\$690	\$782	\$861	\$1019	\$1151	\$1310	\$1794	\$2026
AH2448	24 X 48	70	2-22"- T	\$711	\$727	\$831	\$921	\$1101	\$1251	\$1431	\$1914	\$2134
AH2460	24 X 60	79	2-22"- T	\$747	\$763	\$881	\$982	\$1182	\$1350	\$1552	\$2032	\$2241
AH2472	24 X 72	88	2-22"- T	\$874	\$892	\$1022	\$1134	\$1356	\$1541	\$1764	\$2352	\$2621
AH2484	24 X 84	97	2-22"- T	\$928	\$950	\$1097	\$1225	\$1480	\$1692	\$1947	\$2533	\$2783
AH2496	24 X 96	106	2-22"- T	\$986	\$1009	\$1170	\$1308	\$1584	\$1814	\$2089	\$2703	\$2959
AH3036	30 X 36	68	2-22"- T	\$708	\$723	\$827	\$915	\$1093	\$1242	\$1420	\$1901	\$2124
AH3048	30 X 48	79	2-22"- T	\$751	\$768	\$887	\$988	\$1192	\$1361	\$1565	\$2046	\$2253
AH3060	30 X 60	90	2-22"- T	\$794	\$813	\$946	\$1062	\$1291	\$1482	\$1711	\$2190	\$2383
AH3072	30 X 72	102	2-22"- T	\$929	\$950	\$1098	\$1226	\$1481	\$1693	\$1948	\$2536	\$2785
AH3084	30 X 84	113	2-22"- T	\$990	\$1014	\$1185	\$1330	\$1621	\$1865	\$2157	\$2741	\$2970
AH3096	30 X 96	124	2-22"- T	\$1056	\$1082	\$1267	\$1426	\$1743	\$2008	\$2325	\$2936	\$3168
AH3648	36 X 48	88	2-26"- T	\$800	\$820	\$955	\$1071	\$1304	\$1498	\$1731	\$2209	\$2400
AH3660	36 X 60	102	2-26"- T	\$850	\$872	\$1025	\$1156	\$1420	\$1639	\$1901	\$2378	\$2552
AH3672	36 X 72	115	2-26"- T	\$992	\$1016	\$1188	\$1333	\$1627	\$1871	\$2164	\$2749	\$2978
AH3684	36 X 84	129	2-26"- T	\$1061	\$1088	\$1283	\$1451	\$1785	\$2063	\$2397	\$2980	\$3184
AH3696	36 X 96	142	2-26"- T	\$1134	\$1164	\$1377	\$1559	\$1923	\$2227	\$2592	\$3199	\$3405

ARCHER | SECTIONAL | HALF ROUND



Model Number	Table Top Size	Shpg. Wght.	Base Spread	LAMINATE TOP ASSORTED EDGES							VENEER TOP	
				GRP 1	GRP 2	GRP 3	GRP 4	GRP 5	GRP 6	GRP 7	GRP 8	GRP 9
AHHR2448	24 X 48	70	2-16"- T	\$945	\$971	\$1159	\$1318	\$1638	\$1904	\$2225	\$2698	\$2839
AHHR3060	30 X 60	90	2-22"- T	\$1020	\$1050	\$1264	\$1447	\$1812	\$2116	\$2481	\$2950	\$3068
AHHR3672	36 X 72	115	2-26"- T	\$1212	\$1247	\$1494	\$1708	\$2132	\$2487	\$2911	\$3487	\$3641

OPTIONS

Add upcharge to list price and code to model number

FLIP-T	Flip-Top for two T-legs	\$358
FOLD	Lightweight Folding Leg Mechanism per table	\$298
FTCB	Flip-Top cross bar	\$150
SB	Stretcher Bar for tables under 72"	\$80
STH	Special Table Height (other than 29")	\$150 per base

ULW	Ultra-lightweight table top	\$190
CAS	Mobile Casters per table - Black	\$98
CASW	Mobile Casters per table - White	\$118
GD	Ganging per table	\$95



BETA ROUND



BETA RACETRACK WITH FULL ROUND CYLINDERS



BETA RACETRACK WITH HALF ROUND CYLINDERS

ORDERING INFORMATION

- | | |
|-----------------------------|------------------------------|
| 1) Series Name | 6) Edge Style Code and Color |
| 2) Model Number | 7) Wood Species |
| 3) Size | 8) Wood Stain Color |
| 4) Quantity | 9) Power Options |
| 5) Laminate Selection & No. | 10) Base Style Selection |
| | HC - Half Round Cylinder |
| | FR - Full Round Cylinder |

BETA CONFERENCE SPECIFICATIONS

Please Note

For BETA SERIES tables, half round and full round cylinder bases will be covered in laminate only. Table tops may be covered in choice of wood veneer. Bases will be in laminate.

Cylinder Base

The BETA base is constructed of high grade particle board and premium frame alder. The diameter is either 18" or 24" diameter cylinder, depending on top size. Base cylinders are completely enclosed and laminated on side. Beta base is shipped K-D. NO WOOD SCREWS ARE USED

- For tables over 72" in length, two heavy duty steel stretcher bars are provided.
- All tables are completely assembled to be sure of fit prior to being knocked down for shipping.
- All tables are bubble packed, cartoned and wood crated to assure safe delivery.

FINISHES

Table Bases/Tops - Laminate/Veneer Selections

ERG offers over 1000 standard laminate choices from Nevamar, Wilsonart, Formica and Pionite. Wood veneer is available in transparent stain colors - custom stain matching available.

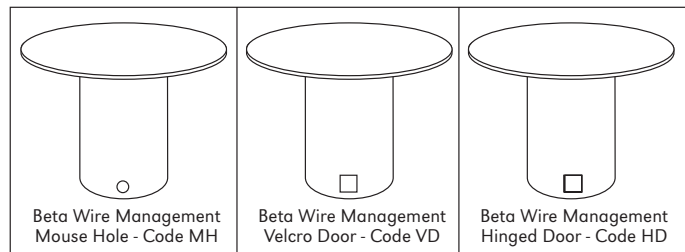
OPTIONS

BETA WIRE MANAGEMENT Choose from the following options:

- CODE: MH - Mouse Hole Slot
- CODE: PBL - Panel Base Legs
- CODE: VD - Velcro Door
- CODE: HD - Hinged Door
- CODE: CBT - Boat table top
- TABLE ACCESSORIES – Grommets, Wire Management, Power & Communication Options – see Accessories section in price list.



BETA ROUND WITH
 • KRystalCAST® TOP
 • POWER OPTION
 • HINGED DOOR





ROUND KRystalCAST® TABLE TOP
WITH POWER OPTION AND HINGED DOOR



ROUND WOOD VENEER TABLE TOP
WITH POWER OPTION AND SQUARE BASE



KRystalCAST® BOAT TABLE TOP
WITH POWER OPTION AND PANEL BASE



WOOD BOAT TABLE TOP WITH POWER
AND HINGED DOORS



BETA RACETRACK
WITH FULL ROUND CYLINDERS

MODEL / DESCRIPTION / LIST PRICING

BETA | ROUND



ROUND

Model Number	Table Top Size	Shpg. Wght	Base Spread	LAMINATE TOP ASSORTED EDGES							VENEER TOP	
				GRP 1	GRP 2	GRP 3	GRP 4	GRP 5	GRP 6	GRP 7	GRP 8	GRP 9
BE36D	36" Dia.	89	1-18"	\$1145	\$1170	\$1268	\$1330	\$1514	\$1668	\$1853	\$3339	\$4244
BE42D	42" Dia.	93	1-18"	\$1215	\$1246	\$1367	\$1441	\$1668	\$1857	\$2084	\$3623	\$4533
BE48D	48" Dia.	118	1-18"	\$1293	\$1329	\$1475	\$1566	\$1839	\$2066	\$2340	\$3937	\$4854
BE54D	54" Dia.	149	1-24"	\$1691	\$1751	\$1996	\$2148	\$2604	\$2986	\$3442	\$5407	\$6444
BE60D	60" Dia.	171	1-24"	\$1826	\$1898	\$2185	\$2364	\$2903	\$3351	\$3889	\$5955	\$7003

BETA | RECTANGLE



RECTANGLE

Model Number	Table Top Size	Shpg. Wght	Base Spread	LAMINATE TOP ASSORTED EDGES							VENEER TOP	
				GRP 1	GRP 2	GRP 3	GRP 4	GRP 5	GRP 6	GRP 7	GRP 8	GRP 9
BE4272	42 X 72	129	2-18"	\$2297	\$2367	\$2647	\$2822	\$3347	\$3784	\$4308	\$7099	\$8663
BE4284	42 X 84	144	2-18"	\$2404	\$2484	\$2798	\$2993	\$3583	\$4074	\$4662	\$7533	\$9106
BE4296	42 X 96	160	2-18"	\$2512	\$2599	\$2947	\$3165	\$3819	\$4363	\$5016	\$7967	\$9549
BE4872	48 X 72	142	2-18"	\$2372	\$2448	\$2752	\$2941	\$3511	\$3985	\$4555	\$7402	\$8972
BE4884	48 X 84	160	2-24"	\$2590	\$2676	\$3020	\$3234	\$3880	\$4418	\$5063	\$8141	\$9819
BE4896	48 X 96	178	2-24"	\$2705	\$2801	\$3181	\$3420	\$4134	\$4730	\$5444	\$8609	\$10296
BE48108	48 X 108	196	2-24"	\$3096	\$3200	\$3618	\$3879	\$4663	\$5316	\$6101	\$9765	\$11749
BE48120	48 X 120	214	2-24"	\$3212	\$3325	\$3780	\$4064	\$4918	\$5630	\$6482	\$10233	\$12227
BE48144*	48 X 144	250	3-24"	\$3624	\$3756	\$4286	\$4616	\$5608	\$6433	\$7425	\$11622	\$13827
BE48168*	48 X 168	286	3-24"	\$4009	\$4172	\$4825	\$5231	\$6454	\$7472	\$8694	\$13181	\$15417
BE48192*	48 X 192	394	4-24"	\$6611	\$6807	\$7589	\$8077	\$9543	\$10764	\$12229	\$20314	\$24890
BE6096	60 X 96	214	2-24"	\$2910	\$3021	\$3467	\$3746	\$4583	\$5281	\$6118	\$9436	\$11139
BE60108	60 X 108	237	2-24"	\$3369	\$3495	\$4001	\$4316	\$5264	\$6054	\$7001	\$10870	\$12876
BE60120	60 X 120	259	2-24"	\$3502	\$3638	\$4186	\$4528	\$5556	\$6412	\$7439	\$11407	\$13424
BE60144*	60 X 144	304	3-24"	\$4068	\$4232	\$4888	\$5298	\$6528	\$7554	\$8784	\$13348	\$15633

* Asterisk after model number indicates 2 piece tops with center seam for tables 144" and longer

OPTIONS

Add upcharge to list price and code to model number

HD	Hinged Door	\$440	VD	Velcro Door	\$310
MH	Mouse Hole Slot	\$135	CBT	Boat table top	add 25%
PBL	Panel Base Legs per base	\$90	STH	Special Table Height - any height other than 29"	\$350



BETA RACETRACK
WITH FULL ROUND CYLINDERS

MODEL / DESCRIPTION / LIST PRICING


BETA | RACETRACK



RACETRACK

Model Number	Table Top Size	Shpg. Wght	Base Spread	LAMINATE TOP ASSORTED EDGES							VENEER TOP	
				GRP 1	GRP 2	GRP 3	GRP 4	GRP 5	GRP 6	GRP 7	GRP 8	GRP 9
BE4272RT	42 X 72	207	2-18"	\$2505	\$2592	\$2938	\$3154	\$3804	\$4345	\$4994	\$7941	\$9523
BE4284RT	42 X 84	234	2-18"	\$2612	\$2708	\$3089	\$3326	\$4040	\$4635	\$5349	\$8375	\$9966
BE4296RT	42 X 96	262	2-18"	\$2720	\$2824	\$3239	\$3498	\$4276	\$4924	\$5702	\$8810	\$10409
BE4872RT	48 X 72	220	2-18"	\$2580	\$2673	\$3043	\$3274	\$3969	\$4547	\$5242	\$8244	\$9832
BE4884RT	48 X 84	250	2-24"	\$2798	\$2901	\$3311	\$3567	\$4338	\$4980	\$5749	\$8984	\$10678
BE4896RT	48 X 96	280	2-24"	\$2975	\$3093	\$3560	\$3852	\$4729	\$5460	\$6337	\$9704	\$11413
BE48108RT	48 X 108	310	2-24"	\$3346	\$3469	\$3968	\$4279	\$5212	\$5990	\$6924	\$10775	\$12780
BE48120RT	48 X 120	340	2-24"	\$3461	\$3595	\$4130	\$4464	\$5467	\$6303	\$7306	\$11243	\$13258
BE48144RT*	48 X 144	400	3-24"	\$3874	\$4026	\$4635	\$5015	\$6157	\$7107	\$8248	\$12633	\$14858
BE48168RT*	48 X 168	460	3-24"	\$4009	\$4172	\$4825	\$5231	\$6454	\$7472	\$8694	\$13181	\$15417
BE48192RT*	48 X 192	520	4-24"	\$6611	\$6807	\$7589	\$8077	\$9543	\$10764	\$12229	\$20314	\$24890
BE6096RT	60 X 96	316	2-24"	\$3160	\$3291	\$3817	\$4145	\$5132	\$5955	\$6942	\$10447	\$12170
BE60108RT	60 X 108	351	2-24"	\$3618	\$3765	\$4350	\$4715	\$5814	\$6728	\$7825	\$11881	\$13908
BE60120RT	60 X 120	385	2-24"	\$3710	\$3863	\$4477	\$4861	\$6013	\$6973	\$8126	\$12249	\$14283
BE60144RT*	60 X 144	454	3-24"	\$4640	\$4850	\$5689	\$6213	\$7786	\$9098	\$10671	\$15664	\$17996

* Asterisk after model number indicates 2 piece tops with center seam for tables 144" and longer



BETA BOAT TABLE
WITH FULL PANEL BASE LEGS

OPTIONS

Add upcharge to list price and code to model number

HD	Hinged Door	\$440
MH	Mouse Hole Slot	\$135
PBL	Panel Base Legs per base	\$90

VD	Velcro Door	\$310
CBT	Boat table top	add 25%
STH	Special Table Height - any height other than 29"	\$350



X-BASE CAFÉ TABLES



X-BASE BAR HEIGHT TABLES

ORDERING INFORMATION

- | | |
|----------------------------|-------------------------------|
| 1) Series Name | 6) Laminate Selection and No. |
| 2) Model Number | 7) Edge Style Code and Color |
| 3) Size | 8) Wood Species |
| 4) Quantity | 9) Wood Stain Color |
| 5) Powder Coat Frame Color | 10) Optional Items |

BRANDON CAFÉ BASE SPECIFICATIONS

Brandon X Base

- Table Height** Table height is 29" to 30" depending on table top specified. Bar Height table is 42".
- Column** 3" round 14 gauge steel tubing welded to base and top plate.
- Base** 1" x 2" 14 gauge steel tubing – 22", 26", 32" or 38" X spreads.
- Plate** 8" x 8" square
11" X 11" square
24" x 24" square
- Glides** Adjustable zinc rubber cushion glides
- Assembly** Top plate is welded to the vertical column and the vertical column is welded to the horizontal base. No tie rod assembly. Base mounts to tabletop with ¼-20 x 1" machine screws into metal inserts in top.
- Finish** Choice of standard powder coat colors – See "Color Selections" brochure.


Flip-Top Mechanism

Durable all-steel construction with a spring-loaded release handle and a safety catch to maintain flipped-up position.


TABLE TOP SPECIFICATIONS

Table Tops

Table top core is CARB Phase I & Phase II Compliant. Laminate, wood veneer and phenolic backing are glued with water based adhesives.



GLIDE DETAIL



CASTER DETAIL

FINISHES

Laminate/Veneer Selections

ERG offers over 1000 standard laminate choices from Nevamar, Wilsonart, Formica and Pionite. Wood veneer is available in transparent stain colors - custom stain matching available.

Edge Selections:

ERG offers a wide variety of table top edge materials including PVC, wood, aluminum, resin and laminate.

Special Edge Note: When ganging or butting tables together, ERG recommends using 3mm flat edge, or flat wood edge. Square tables using PVC T-edge will have a 2" radius on all corners. Table Bases and Legs

OPTIONS

- CODE: FLIP-X - Flip Top per X-base
- CODE: FLIP-T - Flip Top for two T-legs
- CODE: CLEG - C-leg to replace T-leg
- CODE: FTCSB - Flip-Top cross bar
- CODE: SB - Stretcher bar for tables under 72"
- CODE: PC - Polished Chrome Base
- CODE: RP - Painted Foot-ring for bar height
- CODE: RC - Polished Chrome Foot-ring for bar height
- CODE: STH - Special Table Height (any table height other than 29" or bar height)
- CODE: CAS - Mobile Casters per table
- CODE: LC1 - Low Profile Casters per leg
- CODE: GD - Ganging per table
- CODE: GT - Game Top, 36"
- CODE: EPLA - Electric Power Lift Adjustable
- CODE: HCAT - Hand Crank Adjustable T-Base
- CODE: HCAX - Hand Crank Adjustable X-Base
- CODE: PINT - Pin Adjustable T-Base
- CODE: PINX - Pin Adjustable X-Base
- CODE: PNEU - Pneumatic Adjustable

MODEL / DESCRIPTION / LIST PRICING

BRANDON | CAFÉ | ROUND



ROUND

Model Number	Table Top Size	Shpg. Wght.	Base Spread	LAMINATE TOP ASSORTED EDGES							VENEER TOP	
				GRP 1	GRP 2	GRP 3	GRP 4	GRP 5	GRP 6	GRP 7	GRP 8	GRP 9
BR24D	24" Dia.	32	22"- X	\$474	\$484	\$551	\$608	\$724	\$821	\$936	\$1267	\$1422
BR30D	30" Dia.	43	26"- X	\$543	\$556	\$645	\$722	\$874	\$1002	\$1153	\$1490	\$1631
BR36D	36" Dia.	53	32"- X	\$645	\$659	\$768	\$860	\$1044	\$1198	\$1383	\$1774	\$1934
BR42D	42" Dia.	72	32"- X	\$760	\$780	\$920	\$1041	\$1281	\$1482	\$1722	\$2137	\$2283
BR48D	48" Dia.	86	38"- X	\$874	\$899	\$1068	\$1214	\$1505	\$1747	\$2038	\$2486	\$2626

BRANDON | CAFÉ | SQUARE



SQUARE

Model Number	Table Top Size	Shpg. Wght.	Base Spread	LAMINATE TOP ASSORTED EDGES							VENEER TOP	
				GRP 1	GRP 2	GRP 3	GRP 4	GRP 5	GRP 6	GRP 7	GRP 8	GRP 9
BR24S	24" Sq.	40	22"- X	\$449	\$459	\$528	\$589	\$708	\$807	\$927	\$1219	\$1347
BR2430S	24x30 Sq.	49	26"- X	\$483	\$495	\$576	\$646	\$785	\$902	\$1042	\$1332	\$1449
BR30S	30" Sq.	54	26"- X	\$512	\$524	\$613	\$690	\$841	\$969	\$1121	\$1420	\$1535
BR36S	36" Sq.	67	32"- X	\$649	\$665	\$776	\$870	\$1061	\$1220	\$1409	\$1795	\$1948
BR42S	42" Sq.	90	38"- X	\$795	\$814	\$955	\$1074	\$1316	\$1515	\$1756	\$2212	\$2385

BRANDON | CAFÉ | RECTANGLE



RECTANGLE

Model Number	Table Top Size	Shpg. Wght.	Base Spread	LAMINATE TOP ASSORTED EDGES							VENEER TOP	
				GRP 1	GRP 2	GRP 3	GRP 4	GRP 5	GRP 6	GRP 7	GRP 8	GRP 9
BR2448	24x48 Sq.	70	2-22"- T	\$561	\$575	\$680	\$771	\$951	\$1100	\$1280	\$1581	\$1684
BR2460	24x60 Sq.	79	2-22"- T	\$596	\$613	\$730	\$831	\$1032	\$1199	\$1401	\$1700	\$1791
BR3048	30x48 Sq.	79	2-22"- T	\$600	\$617	\$735	\$837	\$1041	\$1211	\$1414	\$1714	\$1803
BR3060	30x60 Sq.	90	2-22"- T	\$643	\$662	\$796	\$910	\$1140	\$1331	\$1560	\$1857	\$1932

OPTIONS

Add upcharge to list price and code to model number

FLIP-X	Flip-Top per X-base (up to 42" top maximum)	\$125
FLIP-T	Flip-Top for two T-legs	\$358
CLEG	C-legs to replace T-legs (per leg)	\$112
PC	Polished Chrome for 22"-X Base spread	\$70
PC	Polished Chrome for two 22"-T Legs	\$80
PC	Polished Chrome for 22"-XHI Base spread	\$95
PC	Polished Chrome for 26"-X Base spread	\$95
PC	Polished Chrome for 26"-XHI Base spread	\$120
PC	Polished Chrome for 32"-X Base spread	\$125
PC	Polished Chrome for 32"-XHI Base spread	\$150
PC	Polished Chrome for 38"-X Base spread	\$135
STH	Special Table Height (other than 29")	\$150 per base

RP	Painted Foot-ring for Bar Height	\$110
RC	Polished Chrome Foot-ring for Bar Height	\$140
CAS	Mobile Casters per table	\$98
LC1	Low Profile Casters per leg	\$135
GD	Ganging per table	\$95
GT	Game Top, 36" - per table	\$325
EPLA	Electric Power Lift Adjustable (rectangle only)	\$1325
HCAT	Hand Crank Adjustable T Base up to 72"	\$750
HCAX	Hand Crank Adjustable X Base	\$590
PINT	Pin Adjustable T Base	\$395
PINX	Pin Adjustable X Base	\$325
PNEU	Pneumatic Adjustable X Base up to 36"	\$398

MODEL / DESCRIPTION / LIST PRICING

BRANDON | CAFÉ | BAR HEIGHT

 **ROUND**

 **SQUARE**

Model Number	Table Top Size	Shpg. Wght.	Base Spread	LAMINATE TOP ASSORTED EDGES							VENEER TOP	
				GRP 1	GRP 2	GRP 3	GRP 4	GRP 5	GRP 6	GRP 7	GRP 8	GRP 9
BRH24D	24" Dia.	40	22"- X	\$676	\$685	\$753	\$810	\$926	\$1021	\$1137	\$1710	\$2022
BRH30D	30" Dia.	94	26"- X	\$726	\$739	\$828	\$905	\$1057	\$1185	\$1336	\$1893	\$2176
BRH36D	36" Dia.	63	32"- X	\$828	\$842	\$951	\$1043	\$1227	\$1381	\$1566	\$2178	\$2479
BRH36S	36" Sq.	67	32"- X	\$859	\$876	\$986	\$1082	\$1272	\$1430	\$1620	\$2259	\$2575

OPTIONS

Add upcharge to list price and code to model number

FLIP-X	Flip-Top per X-base (up to 42" top maximum)	\$125
FLIP-T	Flip-Top for two T-legs	\$358
CLEG	C-leg to replace T-leg (per leg)	\$112
PC	Polished Chrome for 22"-X Base spread	\$70
PC	Polished Chrome for two 22"-T Legs	\$80
PC	Polished Chrome for 22"-XHI Base spread	\$95
PC	Polished Chrome for 26"-X Base spread	\$95
PC	Polished Chrome for 26"-XHI Base spread	\$120
PC	Polished Chrome for 32"-X Base spread	\$125
PC	Polished Chrome for 32"-XHI Base spread	\$150
PC	Polished Chrome for 38"-X Base spread	\$135
STH	Special Table Height (other than 29")	\$150 per base

RP	Painted Foot-ring for Bar Height	\$110
RC	Polished Chrome Foot-ring for Bar Height	\$140
CAS	Mobile Casters per table	\$98
LC1	Low Profile Casters per leg	\$135
GD	Ganging per table	\$95
GT	Game Top, 36" - per table	\$325
EPLA	Electric Power Lift Adjustable (rectangle only)	\$1325
HCAT	Hand Crank Adjustable T Base up to 72"	\$750
HCAX	Hand Crank Adjustable X Base	\$590
PINT	Pin Adjustable T Base	\$395
PINX	Pin Adjustable X Base	\$325
PNEU	Pneumatic Adjustable X Base up to 36"	\$398



ORDERING INFORMATION

- 1) Series Name
- 2) Model Number
- 3) Size
- 4) Quantity
- 5) Powder Coat Frame Color
- 6) Laminate Selection and No.
- 7) Edge Style Code and Color
- 8) Wood Species
- 9) Wood Stain Color
- 10) Optional Items

BRANDON CAFÉ BASE SPECIFICATIONS

Brandon 5-Column X Base

- Table Height** Table height is 29" to 30" depending on table top specified.
- Center Column** 3" round 14 gauge steel tubing.
- Outside Columns** 2" round 14 gauge steel tubing.
- Base** 2" 14 gauge round steel tubing – 36" base spread.
- Plate** 24" x 24" square
- Glides** Adjustable zinc rubber cushion glides
- Assembly** Top plate is welded to the vertical columns and the vertical columns are welded to the horizontal base. No tie rod assembly. Base mounts to tabletop with ¼-20 x 1" machine screws into metal inserts in top.
- Finish** Choice of standard powder coat colors – See "Color Selections" brochure.

FINISHES

Laminate/Veneer Selections

ERG offers over 1000 standard laminate choices from Nevamar, Wilsonart, Formica and Pionite. Wood veneer is available in transparent stain colors - custom stain matching available.

Edge Selections:

ERG offers a wide variety of table top edge materials including PVC, wood, aluminum, resin and laminate. Special Edge Note: When ganging or butting tables together, ERG recommends using 3mm flat edge or flat wood edge. Square tables using PVC T-edge will have a 2" radius on all corners. Table Bases and Legs

OPTIONS

- CODE: PC - Polished Chrome Base
- CODE: STH - Special Table Height (any table height other than 29")

TABLE TOP SPECIFICATIONS

Table Tops

Table top core is CARB Phase I & Phase II Compliant. Laminate, wood veneer and phenolic backing are glued with water based adhesives.

BRANDON | 5 COLUMN | ROUND



Model Number	Table Top Size	Shpg. Wght.	Base Spread	LAMINATE TOP ASSORTED EDGES							VENEER TOP	
				GRP 1	GRP 2	GRP 3	GRP 4	GRP 5	GRP 6	GRP 7	GRP 8	GRP 9
BR54D	54" Dia.	101	36"-5COL	\$1208	\$1238	\$1439	\$1612	\$1958	\$2247	\$2593	\$3328	\$3628
BR60D	60" Dia.	118	36"-5COL	\$1299	\$1332	\$1565	\$1766	\$2166	\$2499	\$2900	\$3631	\$3900

BRANDON | 5 COLUMN | SQUARE



Model Number	Table Top Size	Shpg. Wght.	Base Spread	LAMINATE TOP ASSORTED EDGES							VENEER TOP	
				GRP 1	GRP 2	GRP 3	GRP 4	GRP 5	GRP 6	GRP 7	GRP 8	GRP 9
BR48S	48" Sq.	107	36"-5COL	\$1179	\$1207	\$1404	\$1572	\$1909	\$2190	\$2527	\$3247	\$3540
BR54S	54" Sq.	126	36"-5COL	\$1226	\$1258	\$1488	\$1685	\$2078	\$2406	\$2800	\$3458	\$3683
BR60S	60" Sq.	148	36"-5COL	\$1376	\$1414	\$1680	\$1906	\$2361	\$2740	\$3195	\$3906	\$4134


OPTIONS

Add upcharge to list price and code to model number

PC	Polished Chrome for 5-column base	\$210	STH	Special Table Height (other than 29")	\$200 per base
----	-----------------------------------	-------	-----	---------------------------------------	----------------



STATIONARY T BASE



EASY-FOLD BASE
FOLDING MODESTY PANEL

ORDERING INFORMATION

- | | |
|----------------------------|-------------------------------|
| 1) Series Name | 6) Laminate Selection and No. |
| 2) Model Number | 7) Edge Style Code and Color |
| 3) Size | 8) Wood Species |
| 4) Quantity | 9) Wood Stain Color |
| 5) Powder Coat Frame Color | 10) Optional Items |

BRANDON TRAINING BASE SPECIFICATIONS

Brandon T Base

- Table Height** Table height is 29" to 30" depending on table top specified.
- Column** 2" round 14 gauge
- Base** 2" round 14 gauge - 16", 22" and 26" spreads
- Plates** 6" x 8" or 8" x 8" square 12-gauge stamped steel
5" x 5" 12-gauge stamped steel (Flip-Top or Folding)
- Glides** Adjustable zinc rubber cushion steel glides
- Assembly** Top plate is welded to the vertical column and the vertical column is welded to the horizontal base plate. No tie rod assembly. Base mounts to tabletop with 1/4-20 x 1" machine screws into metal inserts in top. Stretcher steel bars are used on tops over 66" long.
- Finish** Choice of standard powder coat colors - See "Color Selections" brochure

Flip-Top Mechanism

Aluminum die-cast top plate and aluminum housing with single handle cable release.

Folding Mechanism

Nylon injection molded housing, cast aluminum pivot and metal locking slider. Rigid, taper locking design is activated by single lever that also locks in folded position.

TABLE TOP SPECIFICATIONS

Table Tops

Table top core is CARB Phase I & Phase II Compliant. Laminate, wood veneer and phenolic backing are glued with water based adhesives.

Ultra-Lightweight Table Tops

Ultra-lightweight tables have an exceptionally strong manufactured MDF top made from 100% recovered and recycled wood fiber with at least 25% post-industrial recycled fiber; the balance consisting of recovered waste fiber. Ultra-light tables are 18% lighter than standard tables.

FINISHES

Laminate/Veneer Selections

ERG offers over 1000 standard laminate choices from Nevamar, Wilsonart, Formica and Pionite. Wood veneer is available in transparent stain colors - custom stain matching available.

Edge Selections:

ERG offers a wide variety of table top edge materials including PVC, wood, aluminum, resin and laminate.


Special Edge Note: When ganging or butting tables together, ERG recommends using 3mm flat edge or flat wood edge. Square tables using PVC T-edge will have a 2" radius on all corners. Table Bases and Legs

OPTIONS


- CODE: FLIP-T - Flip-Top for two T-legs
- CODE: FTCB - Flip-Top cross bar
- CODE: CLEG - C-leg to replace T-leg
- CODE: SB - Stretcher bar for tables under 72"
- CODE: FOLD - Lightweight Folding Leg Mechanism per table
- CODE: PC - Polished Chrome Base
- CODE: STH - Special Table Height (any table height other than 29")
- CODE: ULW - Ultra-lightweight table top
- CODE: CAS - Mobile Casters per table
- CODE: LC1 - Low Profile Casters per leg
- CODE: GD - Ganging per table
- TABLE ACCESSORIES - Modesty Panels, Bridges, Grommets, Wire Management, Power & Communication Options, Table Dollies - see appropriate section in price list




FLIP-TOP DETAIL



GLIDE DETAIL



CASTER DETAIL



LOW PROFILE CASTER DETAIL



HAND CRANK CAFÉ
SHOWN WITH OPTIONAL CASTERS



PIN LIFT CAFÉ TABLES



PNEUMATIC LIFT CAFÉ TABLES
Optional Flip-Top

ORDERING INFORMATION

- | | |
|----------------------|-------------------------------|
| 1) Series Name | 6) Laminate Selection and No. |
| 2) Model Number | 7) Edge Style Code and Color |
| 3) Size | 8) Wood Species |
| 4) Quantity | 9) Wood Stain Color |
| 5) Epoxy Frame Color | 10) Optional Items |

ADJUSTABLE TABLE SPECIFICATIONS

Adjustable Height X-Base (Round and Square Tops)

Base is made with 2", 14 gauge round steel tubing and has a 22", 26", 32" or 38" base spread depending on size of top. Columns are 3" or 4" aluminum column depending on size of top. Spider is made of stamped steel plate and size varies depending on size of top. Adjustable glides included. Base mounts to top with 1/4"-20 machine screws into metal inserts.

Hand Crank X-Base Café and T-Base Training tables

The adjustable height X-Base or T-Base table has a 13.375" travel range from its lowest point (27.5") to its highest point (40.875"). Dimensions accommodate current ADA wheelchair requirements. The mechanism is a "gear" type. The mounting plate and column are made of extruded aluminum. It allows the user to adjust the tabletop precisely, elevate or lower with simple turns.

Pin Lift

The X-Base center column has 7 preset heights which are possible by pressing a spring loaded pin to adjust table height.

Pneumatic Lift

The X-Base center column houses a pneumatic cylinder which raises the table height by activating a spring-loaded lever. The table has a 12" travel range from its lowest point (25.75") to its highest point (37.75"). Maximum top size is 42" dia. or 36" square and 40 lbs.

Electric Power Lift

The T-Base training table operates with a smooth electric motor action. The front mounted controller provides up and down control as well as 3 programmable presets. The table has a 15.75" travel range from its lowest point (27.5") to its highest point (43.25").



HAND CRANK
ADJUSTABLE HEIGHT
TRAINING TABLES

FINISHES

Table Bases and Legs

Finished in your choice of standard epoxy powder coat colors. Finishes listed at beginning of price list. For colors refer to "Color Selections" brochure. For actual color samples, please call Customer Service.

Laminate/Veneer Selections

ERG offers over 1000 standard laminate choices from Nevamar, Wilsonart, Formica and Pionite. Wood veneer is available in transparent stain colors - custom stain matching available.

Table Tops

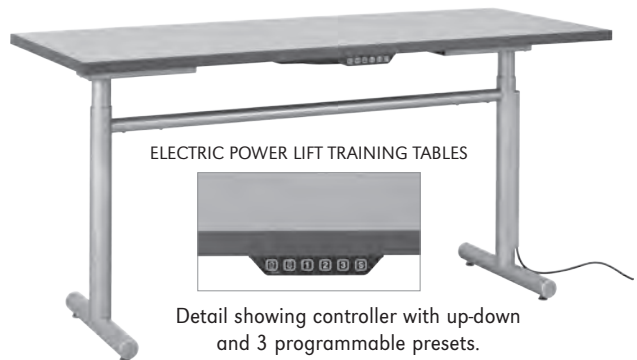
Table top core is CARB Compliant 1.25" particle board. Laminate, wood veneer and phenolic backing are glued with water based adhesives.

Edge Selections:

ERG offers a wide variety of table top edge materials including PVC, wood, aluminum, resin and laminate.

ADJUSTABLE BASE OPTIONS

- CODE: CAS - Mobile Casters per table
- CODE: FLIP - Flip Top for Café Tables (not available for hand-crank)
- CODE: EPLA - Electric Power Lift Adjustable Height for T-Base table (rectangle only)
- CODE: HCA - Hand Crank Adjustable
- CODE: PINT - Pin Lift Adjustable Height for T-Base table
- CODE: PINX - Pin Lift Adjustable Height for X-Base table
- CODE: PNEULA - Pneumatic Lift Adjustable Height for X-Base table



ELECTRIC POWER LIFT TRAINING TABLES



Detail showing controller with up-down
and 3 programmable presets.

MODEL / DESCRIPTION / LIST PRICING

BRANDON | RECTANGLE

Model Number	Table Top Size	Shpg. Wght.	Base Spread	LAMINATE TOP ASSORTED EDGES							VENEER TOP	
				GRP 1	GRP 2	GRP 3	GRP 4	GRP 5	GRP 6	GRP 7	GRP 8	GRP 9
BR1836	18 X 36	54	2-16"- T	\$477	\$488	\$564	\$628	\$758	\$866	\$996	\$1300	\$1431
BR1848	18 X 48	61	2-16"- T	\$505	\$517	\$603	\$676	\$823	\$944	\$1091	\$1395	\$1516
BR1860	18 X 60	68	2-16"- T	\$534	\$547	\$642	\$724	\$887	\$1023	\$1187	\$1488	\$1601
BR1872	18 X 72	75	2-16"- T	\$653	\$668	\$773	\$863	\$1043	\$1193	\$1374	\$1785	\$1958
BR1884	18 X 84	81	2-16"- T	\$699	\$717	\$837	\$941	\$1149	\$1323	\$1531	\$1940	\$2099
BR1896	18 X 96	88	2-16"- T	\$750	\$769	\$900	\$1012	\$1237	\$1425	\$1649	\$2084	\$2252
BR2436	24 X 36	61	2-22"- T	\$525	\$539	\$631	\$710	\$868	\$1000	\$1160	\$1462	\$1577
BR2448	24 X 48	70	2-22"- T	\$561	\$575	\$680	\$771	\$951	\$1100	\$1280	\$1581	\$1684
BR2460	24 X 60	79	2-22"- T	\$596	\$613	\$730	\$831	\$1032	\$1199	\$1401	\$1700	\$1791
BR2472	24 X 72	88	2-22"- T	\$723	\$742	\$872	\$983	\$1205	\$1390	\$1613	\$2021	\$2170
BR2484	24 X 84	97	2-22"- T	\$777	\$798	\$946	\$1074	\$1328	\$1540	\$1795	\$2202	\$2334
BR2496	24 X 96	106	2-22"- T	\$835	\$858	\$1019	\$1158	\$1433	\$1663	\$1939	\$2371	\$2508
BR3036	30 X 36	68	2-22"- T	\$557	\$572	\$676	\$764	\$942	\$1091	\$1268	\$1569	\$1673
BR3048	30 X 48	79	2-22"- T	\$600	\$617	\$735	\$837	\$1041	\$1211	\$1414	\$1714	\$1803
BR3060	30 X 60	90	2-22"- T	\$643	\$662	\$796	\$910	\$1140	\$1331	\$1560	\$1857	\$1932
BR3072	30 X 72	102	2-22"- T	\$777	\$799	\$947	\$1075	\$1330	\$1542	\$1797	\$2203	\$2335
BR3084	30 X 84	113	2-22"- T	\$838	\$863	\$1033	\$1179	\$1471	\$1714	\$2005	\$2409	\$2520
BR3096	30 X 96	124	2-22"- T	\$905	\$931	\$1116	\$1275	\$1592	\$1856	\$2175	\$2603	\$2719
BR3648	36 X 48	88	2-26"- T	\$649	\$668	\$804	\$920	\$1152	\$1347	\$1580	\$1877	\$1950
BR3660	36 X 60	102	2-26"- T	\$699	\$721	\$875	\$1006	\$1269	\$1487	\$1750	\$2046	\$2102
BR3672	36 X 72	115	2-26"- T	\$841	\$865	\$1036	\$1182	\$1476	\$1720	\$2013	\$2417	\$2527
BR3684	36 X 84	129	2-26"- T	\$910	\$937	\$1133	\$1299	\$1634	\$1913	\$2246	\$2647	\$2735
BR3696	36 X 96	142	2-26"- T	\$983	\$1013	\$1226	\$1408	\$1772	\$2076	\$2441	\$2866	\$2956

OPTIONS

Add upcharge to list price and code to model number

FLIP-T	Flip-Top for two T-legs	\$358
FOLD	Lightweight Folding Leg Mechanism per table	\$298
CLEG	C-legs to replace T-legs (per leg)	\$112
PC	Polished Chrome for two 16", 22" or 26"-T Legs	\$80
STH	Special Table Height (other than 29")	\$150 per base
CAS	Mobile Casters per table	\$98

EPLA	Electric Power Lift Adjustable (rectangle only)	\$1325
HCAT	Hand Crank Adjustable T Base up to 72"	\$750
PINT	Pin Adjustable T Base	\$395
GD	Ganging per table	\$95
ULW	Ultra-lightweight table top	\$190

MODEL / DESCRIPTION / LIST PRICING

BRANDON | TRAPEZOID




Model Number	Table Top Size	Shpg. Wght.	Base Spread	LAMINATE TOP ASSORTED EDGES							VENEER TOP	
				GRP 1	GRP 2	GRP 3	GRP 4	GRP 5	GRP 6	GRP 7	GRP 8	GRP 9
BT2448	24 x 48	70	2-22"- T	\$686	\$742	\$880	\$966	\$1226	\$1442	\$1701	\$1997	\$2063
BT2460	24 x 60	79	2-22"- T	\$772	\$830	\$967	\$1054	\$1311	\$1527	\$1786	\$2186	\$2321
BT3060	30 x 60	90	2-22"- T	\$809	\$872	\$1021	\$1116	\$1397	\$1632	\$1914	\$2312	\$2435
BT3672	36 x 72	115	2-26"- T	\$952	\$1031	\$1230	\$1355	\$1731	\$2043	\$2418	\$2797	\$2862

BRANDON | SECTIONAL | HALF ROUND



Model Number	Table Top Size	Shpg. Wght.	Base Spread	LAMINATE TOP ASSORTED EDGES							VENEER TOP	
				GRP 1	GRP 2	GRP 3	GRP 4	GRP 5	GRP 6	GRP 7	GRP 8	GRP 9
BHR2448	24 X 48	70	2-16"- T	\$813	\$854	\$1016	\$1117	\$1422	\$1674	\$1979	\$2307	\$2374
BHR3060	30 X 60	90	2-22"- T	\$910	\$958	\$1151	\$1272	\$1634	\$1935	\$2297	\$2620	\$2656
BHR3672	36 X 72	115	2-26"- T	\$1104	\$1166	\$1412	\$1567	\$2030	\$2416	\$2879	\$3222	\$3295



SAMPLE CONFIGURATIONS

OPTIONS

Add upcharge to list price and code to model number

FLIP-T	Flip-Top for two T-legs	\$358
FOLD	Lightweight Folding Leg Mechanism per table	\$298
CLEG	C-legs to replace T-legs (per leg)	\$112
PC	Polished Chrome for two 16", 22" or 26"-T Legs	\$80
STH	Special Table Height (other than 29")	\$150 per base
CAS	Mobile Casters per table	\$98

EPLA	Electric Power Lift Adjustable (rectangle only)	\$1325
HCAT	Hand Crank Adjustable T Base up to 72"	\$750
PINT	Pin Adjustable T Base	\$395
GD	Ganging per table	\$95
ULW	Ultra-lightweight table top	\$190

Note: Flip-Top option on C-Leg not available.



RECTANGLE
CONFERENCE TABLE

ORDER INFORMATION

- | | |
|----------------------------|-------------------------------|
| 1) Series Name | 6) Laminate Selection and No. |
| 2) Model Number | 7) Edge Style Code and Color |
| 3) Size | 8) Wood Species |
| 4) Quantity | 9) Wood Stain Color |
| 5) Powder Coat Frame Color | 10) Optional Items |

BRANDON CONFERENCE SPECIFICATIONS

Conference Base

- Table Height** Table height is 29" to 30" depending on table top specified.
- Column** 2" round 14 gauge
- Base** 2" round 14 gauge – 36" spread
- Plate** 12 gauge stamped steel
- Glides** Adjustable zinc rubber cushion steel glides
- Assembly** Top plate is welded to the vertical column and the vertical column is welded to the horizontal base plate. No tie rod assembly. Base mounts to tabletop with ¼-20 x 1" machine screws into metal inserts in top. Stretcher steel bars are used on tops over 66" long.
- Finish** Choice of standard powder coat colors – See "Color Selections" brochure

Table Tops

Table top core is CARB Phase I & Phase II Compliant. Laminate, wood veneer and phenolic backing are glued with water based adhesives.

Edge Selections

ERG offers a wide variety of table top edge materials including PVC, wood and laminate.

FINISHES

Table Bases and Legs

Finished in your choice of standard powder coat colors. Finishes listed at beginning of price list. For colors refer to "Color Selections" brochure. For actual color samples, please call Customer Service.

Laminate/Veneer Selections

ERG offers over 1000 standard laminate choices from Nevamar, Wilsonart, Formica and Pionite. Wood veneer is available in transparent stain colors - custom stain matching available.

OPTIONS

- CODE: PC - Polished Chrome Base
- CODE: STH - Special Table Height (any table height other than 29")
- CODE: GD - Ganging per table
- CODE: CRT - Racetrack table top
- CODE: COT - Oval table top
- CODE: CBT - Boat table top
- TABLE ACCESSORIES – Modesty Panels, Bridges, Grommets, Wire Management, Power & Communication Options, Table Dollies – see appropriate section in price list

MODEL / DESCRIPTION / LIST PRICING

BRANDON | CONFERENCE | RECTANGLE

Model Number	Table Top Size	Shpg. Wght.	Base Spread	LAMINATE TOP ASSORTED EDGES							VENEER TOP	
				GRP 1	GRP 2	GRP 3	GRP 4	GRP 5	GRP 6	GRP 7	GRP 8	GRP 9
BC4272	42 X 72	129	2-36TT	\$1529	\$1570	\$1858	\$2106	\$2600	\$3013	\$3507	\$4320	\$4593
BC4284	42 X 84	144	2-36TT	\$1610	\$1654	\$1962	\$2227	\$2756	\$3197	\$3726	\$4565	\$4835
BC4296	42 X 96	160	2-36TT	\$1667	\$1714	\$2044	\$2325	\$2889	\$3359	\$3923	\$4758	\$5010
BC4872	48 X 72	142	2-36TT	\$1577	\$1620	\$1925	\$2187	\$2709	\$3146	\$3668	\$4479	\$4736
BC4884	48 X 84	160	2-36TT	\$1802	\$1849	\$2177	\$2458	\$3020	\$3488	\$4051	\$5051	\$5410
BC4896	48 X 96	178	2-36TT	\$1867	\$1917	\$2268	\$2569	\$3170	\$3671	\$4272	\$5270	\$5608
BC48108	48 X 108	196	3-36TT	\$2024	\$2077	\$2450	\$2771	\$3411	\$3945	\$4585	\$5690	\$6078
BC48120	48 X 120	214	3-36TT	\$2089	\$2146	\$2542	\$2882	\$3561	\$4128	\$4807	\$5909	\$6275
BC48144*	48 X 144	250	3-36TT	\$2540	\$2603	\$3045	\$3424	\$4182	\$4813	\$5571	\$7052	\$7624
BC6096	60 X 96	214	2-36TT	\$2175	\$2231	\$2626	\$2964	\$3640	\$4203	\$4880	\$6091	\$6530
BC60108	60 X 108	237	3-36TT	\$2300	\$2361	\$2783	\$3145	\$3870	\$4473	\$5197	\$6462	\$6909
BC60120	60 X 120	259	3-36TT	\$2449	\$2514	\$2964	\$3350	\$4123	\$4766	\$5538	\$6882	\$7356
BC60144*	60 X 144	304	3-36TT	\$3044	\$3117	\$3623	\$4057	\$4925	\$5649	\$6518	\$8376	\$9135

* Asterisk after model number indicates 2 piece tops with center seam for tables 144" and longer



RACETRACK
TABLE TOP OPTION

OPTIONS

Add upcharge to list price and code to model number

PC	Polished Chrome Base - rectangle tops	\$300
STH	Special Table Height - any height other than 29"	\$250
GD	Ganging per table	\$95
CRT	Racetrack table top - add to rectangle top price	add 20%

COT	Eliptical table top - add to rectangle top price	add 20%
CBT	Boat table top - add to rectangle top price	add 25%
STH	Special Table Height - any height other than 29"	\$350

CAYMAN CAFE TABLE

The Cayman Table Series feature a brushed stainless steel X-base which complements our Island Chair Collection.



36" DIA CAFE TABLE



24" DIA CAFE TABLE

ORDERING INFORMATION

- | | |
|-------------------------------|--|
| 1) Series Name | 6) Edge Table Style Code and Color |
| 2) Model Number | 7) Wood Species |
| 3) Size | 8) Wood Stain Color |
| 4) Quantity | 9) Optional Items |
| 5) Laminate Selection and No. | 10) Solid Surface Available. Please Call |

CAYMAN/ISLAND TABLE BASE SPECIFICATIONS

Café

Table Height Standard is 29" to 30" (cafe) or 42" (bar height) but may vary depending on table top specified.

Occasional Table

Table Height Table height is 17" and 22"

- Column**
- 2.5" dia. tubing - 20" and 24" inch bases
 - 3" dia. tubing - 28" and 32" inch bases
 - Steel tubing welded to top plate

Base Brushed Stainless Steel – 20", 24", 28" and 32" X-base spreads.

Glides Adjustable glides

Metal Type Stainless Steel

Assembly Top plate is welded to the vertical column and the vertical column is bolted to the Finish Brushed Stainless Steel 4-Star Base.

TABLE TOP SPECIFICATIONS

Table Tops

Table top core is CARB Phase I & Phase II Compliant. Laminate, wood veneer and phenolic backing are glued with water based adhesives.

FINISHES

Laminate/Veneer Selections

ERG offers over 1000 standard laminate choices from Nevamar, Wilsonart, Formica and Pionite. Wood veneer is available in transparent stain colors - custom stain matching available.


Edge Selections:

ERG offers a wide variety of table top edge materials including PVC, wood, aluminum, resin and laminate.

Special Edge Note: When ganging or butting tables together, ERG recommends using 3mm flat edge or flat wood edge. Square tables using PVC T-edge will have a 2" radius on all corners.

OPTIONS

- CODE: SB - Stretcher bar for tables under 72"
- CODE: STH - Special Table Height (any table height other than 29" or bar height)



GLIDE DETAIL



CAYMAN 36" ROUND CAFE TABLE





CAYMAN 36" SQUARE CAFE TABLE

MODEL / DESCRIPTION / LIST PRICING


CAYMAN/ISLAND CAFE TABLES (29" height)

LAMINATE TOP

VENEER TOP

Model Number	Table Top Size	Base Spread	Shpg. Wght.	LAMINATE TOP							VENEER TOP		
				GRP 1	GRP 2	GRP 3	GRP 4	GRP 5	GRP 6	GRP 7	GRP 8	GRP 9	
	CAY24D	24" dia.	20"- X	32 lbs.	\$576	\$586	\$650	\$705	\$815	\$907	\$1017	\$1300	\$1563
	CAY30D	30" dia.	24"- X	43 lbs.	\$614	\$626	\$711	\$784	\$930	\$1050	\$1196	\$1422	\$1652
	CAY36D	36" dia.	32"- X	53 lbs.	\$682	\$697	\$800	\$888	\$1064	\$1212	\$1387	\$1600	\$1828
	CAY42D	42" dia.	32"- X	81 lbs.	\$788	\$808	\$941	\$1057	\$1285	\$1477	\$1707	\$1883	\$2101
	CAY24S	24" x 24"	20"- X	40 lbs.	\$574	\$583	\$650	\$707	\$822	\$916	\$1031	\$1301	\$1555
	CAY2430S	24" x 30"	24"- X	49 lbs.	\$584	\$596	\$674	\$740	\$874	\$985	\$1118	\$1347	\$1576
	CAY30S	30" x 30"	24"- X	54 lbs.	\$605	\$618	\$702	\$775	\$920	\$1042	\$1188	\$1405	\$1627
	CAY36S	36" x 36"	32"- X	67 lbs.	\$692	\$706	\$812	\$903	\$1085	\$1236	\$1418	\$1624	\$1851

CAYMAN/ISLAND BAR HEIGHT TABLES (42" height)

	CAYH24D	24" dia.	24"- X	40 lbs.	\$786	\$796	\$860	\$914	\$1024	\$1117	\$1226	\$1719	\$2150
	CAYH30D	30" dia.	24"- X	50 lbs.	\$846	\$858	\$942	\$1015	\$1161	\$1282	\$1428	\$1886	\$2299
	CAYH36D	36" dia.	32"- X	63 lbs.	\$892	\$907	\$1010	\$1098	\$1274	\$1421	\$1597	\$2020	\$2416

OPTIONS

Add upcharge to list price and code to model number

SB	Stretcher Bar for tables under 72"	\$80
STH	Special Table Height (other than 29" or 42")	\$150

ULW	Ultra-lightweight table top	\$190
SF	Powder Coat finish - in standard colors	\$60 per base

CAYMAN TRAINING TABLES

The Cayman Table Series feature a brushed stainless steel X-base which complements our Island Chair Collection.



CAYMAN TRAINING TABLE



GLIDE DETAIL

ORDERING INFORMATION

- | | |
|-------------------------------|--|
| 1) Series Name | 6) Edge Table Style Code and Color |
| 2) Model Number | 7) Wood Species |
| 3) Size | 8) Wood Stain Color |
| 4) Quantity | 9) Optional Items |
| 5) Laminate Selection and No. | 10) Solid Surface Available. Please Call |

CAYMAN/ISLAND TABLE BASE SPECIFICATIONS

Café

Table Height Standard is 29" to 30" (cafe) or 42" (bar height) but may vary depending on table top specified.

Occasional Table

Table Height Table height is 17" and 22"

- Column**
- 2.5" dia. tubing - 20" and 24" inch bases
 - 3" dia. tubing - 28" and 32" inch bases
 - Steel tubing welded to top plate

Base Brushed Stainless Steel – 20", 24", 28" and 32" X-base spreads.

Glides Adjustable glides

Metal Type Stainless Steel

Assembly Top plate is welded to the vertical column and the vertical column is bolted to the Finish Brushed Stainless Steel 4-Star Base.

TABLE TOP SPECIFICATIONS

Table Tops

Table top core is CARB Phase I & Phase II Compliant. Laminate, wood veneer and phenolic backing are glued with water based adhesives.

FINISHES

Laminate/Veneer Selections

ERG offers over 1000 standard laminate choices from Nevamar, Wilsonart, Formica and Pionite. Wood veneer is available in transparent stain colors - custom stain matching available.

Edge Selections:

ERG offers a wide variety of table top edge materials including PVC, wood, aluminum, resin and laminate.
Special Edge Note: When ganging or butting tables together, ERG recommends using 3mm flat edge or flat wood edge. Square tables using PVC T-edge will have a 2" radius on all corners.

OPTIONS

- CODE: SB - Stretcher bar for tables under 72"
- CODE: STH - Special Table Height (any table height other than 29" or bar height)



CAYMAN TRAINING TABLE

MODEL / DESCRIPTION / LIST PRICING

CAYMAN/ISLAND TRAINING TABLES

LAMINATE TOP

VENEER TOP



Model Number	Table Top Size	Base Spread	Shpg. Wght.	GRP 1	GRP 2	GRP 3	GRP 4	GRP 5	GRP 6	GRP 7	GRP 8	GRP 9
CAY2448	24" x 48"	(2) 24"- X	70 lbs.	\$979	\$994	\$1100	\$1193	\$1376	\$1529	\$1712	\$2202	\$2654
CAY2460	24" x 60"	(2) 24"- X	79 lbs.	\$1012	\$1030	\$1148	\$1250	\$1454	\$1623	\$1827	\$2296	\$2739
CAY3048	30" x 48"	(2) 32"- X	79 lbs.	\$1010	\$1026	\$1144	\$1245	\$1448	\$1616	\$1818	\$2289	\$2732
CAY3060	30" x 60"	(2) 32"- X	90 lbs.	\$1057	\$1076	\$1211	\$1326	\$1557	\$1749	\$1979	\$2421	\$2852



CAYMAN TRAINING TABLE

OPTIONS

Add upcharge to list price and code to model number

SB	Stretcher Bar for tables under 72"	\$80
STH	Special Table Height (other than 29")	\$150
ULW	Ultra-lightweight table top	\$190

GD	Ganging per table	\$95
SF	Powder Coat finish - in standard colors	\$60 per base

CORSA SERIES

Corsa Series has a round stainless steel base with a 3" diameter stainless steel column. Corsa is an ERG economically priced offering.



CORSA WITH KRystalCAST® TOP



CORSA LAMINATE TOP

STAINLESS STEEL

ORDER INFORMATION

- | | |
|-----------------|-------------------------------|
| 1) Series Name | 6) Laminate Selection and No. |
| 2) Model Number | 7) Edge Style Code and Color |
| 3) Size | 8) Wood Species |
| 4) Quantity | 9) Wood Stain Color |
| 5) Base Finish | 10) Optional Items |

CORSA CAFÉ BASE SPECIFICATIONS

Corsa Base

- Table Height** Table height is 29" to 30" depending on table top specified. Bar Height table is 42".
- Column** 3" diameter stainless steel #201.
- Base** Stainless steel #201. Base spread is 17", 22" or 28"
- Spider** Depending on size of tabletop:
13" X 13" square
24" x 24" square
- Glides** Adjustable glides
- Assembly** Base mounts to tabletop with ¼-20 x 1" machine screws into metal inserts in top.
NO WOOD SCREWS ARE USED.

TABLE TOP SPECIFICATIONS

Table Tops

Table top core is CARB Phase I & Phase II Compliant. Laminate, wood veneer and phenolic backing are glued with water based adhesives.

FINISHES

Table Base

Stainless steel #201 finish is standard. Optional standard powder coat colors are available.

Laminate/Veneer Selections

ERG offers over 1000 standard laminate choices from Nevamar, Wilsonart, Formica and Pionite. Wood veneer is available in transparent stain colors - custom stain matching available.

Special Edge Note:

Square tables using PVC T-edge will have a 2" radius on all corners. When ganging or butting tables together, ERG recommends using 3mm flat edge or flat wood edge.

OPTIONS

- CODE: SF - Powder Coat finish in choice of standard powder coat colors.
- CODE: GD - Ganging

MODEL / DESCRIPTION / LIST PRICING

CORSA | CAFÉ | ROUND | STAINLESS STEEL BASE



ROUND

Model Number	Table Top Size	Shpg. Wght.	Base Spread	LAMINATE TOP ASSORTED EDGES							VENEER TOP	
				GRP 1	GRP 2	GRP 3	GRP 4	GRP 5	GRP 6	GRP 7	GRP 8	GRP 9
COR24D	24" Dia.	32	17"	\$411	\$420	\$484	\$539	\$649	\$740	\$851	\$968	\$1098
COR30D	30" Dia.	43	22"	\$488	\$499	\$584	\$657	\$803	\$925	\$1070	\$1169	\$1297
COR36D	36" Dia.	53	22"	\$555	\$571	\$673	\$761	\$938	\$1085	\$1260	\$1347	\$1474
COR42D	42" Dia.	72	22"	\$662	\$681	\$815	\$930	\$1160	\$1351	\$1580	\$1630	\$1746
COR48D	48" Dia.	86	28"	\$874	\$896	\$1059	\$1198	\$1476	\$1707	\$1984	\$2117	\$2316
COR54D	54" Dia.	135	28"	\$1298	\$1560	\$1753	\$1918	\$2248	\$2523	\$2854	\$3398	\$3581
COR60D	60" Dia.	160	28"	\$1619	\$1650	\$1873	\$2064	\$2446	\$2765	\$3146	\$3687	\$3841

Note: 54" and 60" tables have 6" diameter column for stability.

CORSA | CAFÉ | SQUARE | STAINLESS STEEL BASE



SQUARE

Model Number	Table Top Size	Shpg. Wght.	Base Spread	LAMINATE TOP ASSORTED EDGES							VENEER TOP	
				GRP 1	GRP 2	GRP 3	GRP 4	GRP 5	GRP 6	GRP 7	GRP 8	GRP 9
COR24S	24" Sq.	40	17"	\$409	\$418	\$485	\$542	\$655	\$751	\$864	\$969	\$1090
COR2430S	24x30 Sq.	49	22"	\$441	\$451	\$529	\$596	\$729	\$840	\$973	\$1059	\$1171
COR30S	30" Sq.	54	22"	\$478	\$491	\$576	\$649	\$795	\$915	\$1061	\$1151	\$1272
COR36S	36" Sq.	67	22"	\$565	\$579	\$685	\$776	\$958	\$1109	\$1291	\$1371	\$1497
COR42S	42" Sq.	90	28"	\$794	\$812	\$946	\$1061	\$1291	\$1482	\$1711	\$1892	\$2113
COR48S	48" Sq.	138	28"	\$882	\$906	\$1071	\$1213	\$1496	\$1732	\$2014	\$2142	\$2339

OPTIONS

Add upcharge to list price and code to model number

SF	Powder Coat finish - in standard colors	\$60 per base	GD	Ganging per table	\$95
----	---	---------------	----	-------------------	------

MODEL / DESCRIPTION / LIST PRICING

CORSA | CAFÉ | RECTANGLE | STAINLESS STEEL BASE



Model Number	Table Top Size	Shpg. Wght.	Base Spread	LAMINATE TOP ASSORTED EDGES							VENEER TOP	
				GRP 1	GRP 2	GRP 3	GRP 4	GRP 5	GRP 6	GRP 7	GRP 8	GRP 9
COR2448	24x48 Sq.	70	2-17"	\$691	\$705	\$812	\$904	\$1088	\$1241	\$1424	\$1624	\$1847
COR2460	24x60 Sq.	79	2-17"	\$724	\$740	\$860	\$962	\$1166	\$1335	\$1539	\$1720	\$1932
COR3048	30x48 Sq.	79	2-17"	\$756	\$773	\$891	\$992	\$1194	\$1362	\$1565	\$1782	\$2023
COR3060	30x60 Sq.	90	2-17"	\$804	\$823	\$958	\$1073	\$1303	\$1496	\$1726	\$1915	\$2142

Note: When optional base finish is required, please multiply upcharge by 2 for tables supported with an extra base.

CORSA | BAR HEIGHT | ROUND | STAINLESS STEEL BASE



Model Number	Table Top Size	Shpg. Wght.	Base Spread	LAMINATE TOP ASSORTED EDGES							VENEER TOP	
				GRP 1	GRP 2	GRP 3	GRP 4	GRP 5	GRP 6	GRP 7	GRP 8	GRP 9
CORH24D	24" Dia.	40	22"	\$528	\$538	\$602	\$657	\$768	\$859	\$969	\$1204	\$1429
CORH30D	30" Dia.	55	22"	\$588	\$600	\$685	\$758	\$904	\$1024	\$1170	\$1370	\$1578
CORH36D	36" Dia.	63	28"	\$722	\$736	\$839	\$928	\$1103	\$1250	\$1427	\$1679	\$1939

CORSA | BAR HEIGHT | SQUARE | STAINLESS STEEL BASE



Model Number	Table Top Size	Shpg. Wght.	Base Spread	LAMINATE TOP ASSORTED EDGES							VENEER TOP	
				GRP 1	GRP 2	GRP 3	GRP 4	GRP 5	GRP 6	GRP 7	GRP 8	GRP 9
CORH36S	36" Sq.	67	28"	\$744	\$759	\$864	\$956	\$1137	\$1289	\$1470	\$1730	\$1998

OPTIONS

Add upcharge to list price and code to model number

SF	Powder Coat finish - in standard colors	\$60 per base	GD	Ganging per table	\$95
----	---	---------------	----	-------------------	------



RECTANGLE
CONFERENCE TABLE

ORDER INFORMATION

- | | |
|----------------------------|-------------------------------|
| 1) Series Name | 6) Laminate Selection and No. |
| 2) Model Number | 7) Edge Style Code and Color |
| 3) Size | 8) Wood Species |
| 4) Quantity | 9) Wood Stain Color |
| 5) Powder Coat Frame Color | 10) Optional Items |

CORSA CONFERENCE SPECIFICATIONS

Corsa Base

- Table Height** Table height is 29" to 30" depending on table top specified. Bar Height table is 42".
- Column** 3" diameter stainless steel #201.
- Base** Stainless steel #201. Base spread is 22" or 28"
- Spider** 24" x 24" square
- Glides** Adjustable glides
- Assembly** Base mounts to tabletop with 1/4-20 x 1" machine screws into metal inserts in top.
NO WOOD SCREWS ARE USED.

TABLE TOP SPECIFICATIONS

Table Tops

Table top core is CARB Phase I & Phase II Compliant. Laminate, wood veneer and phenolic backing are glued with water based adhesives.

Edge Selections

ERG offers a wide variety of table top edge materials including PVC, wood and laminate.

FINISHES

Table Base

Stainless steel #201 finish is standard. Optional standard powder coat colors are available.

Laminate/Veneer Selections

ERG offers over 1000 standard laminate choices from Nevamar, Wilsonart, Formica and Pionite. Wood veneer is available in transparent stain colors - custom stain matching available.

Special Edge Note:

Square tables using PVC T-edge will have a 2" radius on all corners. When ganging or butting tables together, ERG recommends using 3mm flat edge or flat wood edge.

OPTIONS

- CODE: SF - Powder Coat finish in choice of standard colors.
- CODE: GD - Ganging per table
- CODE: CRT - Racetrack table top
- CODE: COT - Oval table top
- CODE: CBT - Boat table top
- TABLE ACCESSORIES - Modesty Panels, Bridges, Grommets, Wire Management, Power & Communication Options, Table Dollies - see appropriate section in price list



RACETRACK
TABLE TOP OPTION

MODEL / DESCRIPTION / LIST PRICING

CORSA | CONFERENCE | RECTANGLE

	Model Number	Table Top Size	Shpg. Wght.	Base Spread	LAMINATE TOP ASSORTED EDGES							VENEER TOP	
					GRP 1	GRP 2	GRP 3	GRP 4	GRP 5	GRP 6	GRP 7	GRP 8	GRP 9
RECTANGLE	CORC4272	42 X 72	129	2-28"	\$1941	\$1982	\$2270	\$2518	\$3012	\$3425	\$3919	\$5226	\$5820
	CORC4284	42 X 84	144	2-28"	\$2022	\$2065	\$2374	\$2638	\$3168	\$3609	\$4138	\$5470	\$6063
	CORC4296	42 X 96	160	2-28"	\$2079	\$2126	\$2455	\$2737	\$3301	\$3771	\$4335	\$5665	\$6238
	CORC4872	48 X 72	142	2-28"	\$1988	\$2032	\$2337	\$2599	\$3121	\$3558	\$4080	\$5385	\$5963
	CORC4884	48 X 84	160	2-28"	\$2214	\$2261	\$2589	\$2869	\$3432	\$3900	\$4463	\$5957	\$6638
	CORC4896	48 X 96	178	2-28"	\$2279	\$2329	\$2680	\$2981	\$3582	\$4083	\$4684	\$6176	\$6835
	CORC48108	48 X 108	196	3-28"	\$2436	\$2489	\$2862	\$3182	\$3823	\$4357	\$4997	\$6597	\$7305
	CORC48120	48 X 120	214	3-28"	\$2501	\$2557	\$2954	\$3294	\$3973	\$4540	\$5219	\$6815	\$7503
	CORC48144*	48 X 144	250	3-28"	\$2952	\$3015	\$3457	\$3836	\$4594	\$5225	\$5983	\$7958	\$8851
	CORC6096	60 X 96	214	2-28"	\$2586	\$2643	\$3038	\$3376	\$4052	\$4614	\$5292	\$6997	\$7757
	CORC60108	60 X 108	237	3-28"	\$2712	\$2773	\$3195	\$3557	\$4282	\$4885	\$5609	\$7367	\$8136
	CORC60120	60 X 120	259	3-28"	\$2861	\$2926	\$3376	\$3762	\$4534	\$5178	\$5950	\$7788	\$8583
	CORC60144*	60 X 144	304	3-28"	\$3456	\$3529	\$4035	\$4469	\$5337	\$6061	\$6930	\$9282	\$10363

* Asterisk after model number indicates 2 piece tops with center seam for tables 144" and longer

Note: Other sizes upon request, call ERG customer service.

OPTIONS

Add upcharge to list price and code to model number

SF	Powder Coat finish - in standard colors	\$60 per base	COT	Elliptical table top - add to rectangle top price	add 20%
GD	Ganging per table	\$95	CBT	Boat table top - add to rectangle top price	add 25%
CRT	Racetrack table top - add to rectangle top price	add 20%	STH	Special Table Height - any height other than 29"	\$350

NEW



CROSSFIRE ROUND XBASE

ORDERING INFORMATION

- | | |
|----------------------------|-------------------------------|
| 1) Series Name | 6) Laminate Selection and No. |
| 2) Model Number | 7) Edge Style Code and Color |
| 3) Size | 8) Wood Species |
| 4) Quantity | 9) Wood Stain Color |
| 5) Powder Coat Frame Color | 10) Optional Items |

CROSSFIRE CAFÉ BASE SPECIFICATIONS

Crossfire X Base

- Table Height** Table height is 29" to 30" depending on table top specified. Bar Height table is 42".
- Column** 2.25" diameter 14 gauge steel tubing welded to top plate.
- Base** Diecast aluminum tubing – 26", 33" and 38" X-base spreads.
- Plate** 8" x 8" square
11" X 11" square
24" x 24" square
- Glides** Adjustable zinc rubber cushion glides
- Assembly** Top plate is welded to the vertical column and the vertical column is bolted to the horizontal base. No tie rod assembly. Base mounts to tabletop with ¼-20 x 1" machine screws into metal inserts in top.
- Finish** Choice of standard powder coat colors – See "Color Selections" brochure.

Flip-Top Mechanism

Durable all-steel construction with a spring-loaded release handle and a safety catch to maintain flipped-up position.

TABLE TOP SPECIFICATIONS

Table Tops

Table top core is CARB Phase I & Phase II Compliant. Laminate, wood veneer and phenolic backing are glued with water based adhesives.

FINISHES

Laminate/Veneer Selections

ERG offers over 1000 standard laminate choices from Nevamar, Wilsonart, Formica and Pionite. Wood veneer is available in transparent stain colors - custom stain matching available.

Edge Selections:

ERG offers a wide variety of table top edge materials including PVC, wood, aluminum, resin and laminate. Special Edge Note: When ganging or butting tables together, ERG recommends using 3mm flat edge or flat wood edge. Square tables using PVC T-edge will have a 2" radius on all corners.

OPTIONS

- CODE: FLIP-X - Flip Top per X-base
- CODE: FLIP-T - Flip Top for two T-legs
- CODE: FTCB - Flip-Top cross bar
- CODE: SB - Stretcher bar for tables under 72"
- CODE: PC - Polished Chrome
- CODE: RP - Painted Foot-ring for bar height
- CODE: STH - Special Table Height (any table height other than 29" or bar height)
- CODE: CAS - Mobile Casters per table
- CODE: GD - Ganging



GLIDE DETAIL

MODEL / DESCRIPTION / LIST PRICING

CROSSFIRE | CAFÉ | ROUND



Model Number	Table Top Size	Shpg. Wght.	Base Spread	LAMINATE TOP ASSORTED EDGES								VENEER TOP	
				GRP 1	GRP 2	GRP 3	GRP 4	GRP 5	GRP 6	GRP 7	GRP 8	GRP 9	
CF30D	30" Dia.	43	26"- X	\$602	\$615	\$704	\$780	\$933	\$1060	\$1213	\$1619	\$1805	
CF36D	36" Dia.	53	33"- X	\$674	\$690	\$797	\$889	\$1074	\$1228	\$1412	\$1840	\$2022	
CF42D	42" Dia.	72	38"- X	\$812	\$833	\$972	\$1093	\$1333	\$1534	\$1774	\$2253	\$2439	
CF48D	48" Dia.	103	38"- X	\$896	\$921	\$1091	\$1237	\$1528	\$1770	\$2061	\$2536	\$2694	

CROSSFIRE | CAFÉ | SQUARE



Model Number	Table Top Size	Shpg. Wght.	Base Spread	LAMINATE TOP ASSORTED EDGES								VENEER TOP	
				GRP 1	GRP 2	GRP 3	GRP 4	GRP 5	GRP 6	GRP 7	GRP 8	GRP 9	
CF2430S	24x30 Sq.	49	26"- X	\$553	\$565	\$646	\$717	\$856	\$972	\$1112	\$1487	\$1659	
CF30S	30" Sq.	54	26"- X	\$583	\$596	\$685	\$761	\$914	\$1041	\$1194	\$1579	\$1750	
CF36S	36" Sq.	67	33"- X	\$701	\$718	\$828	\$924	\$1113	\$1272	\$1462	\$1910	\$2104	
CF42S	42" Sq.	90	38"- X	\$817	\$837	\$978	\$1097	\$1338	\$1538	\$1778	\$2262	\$2452	

CROSSFIRE | CAFÉ | RECTANGLE



Model Number	Table Top Size	Shpg. Wght.	Base Spread	LAMINATE TOP ASSORTED EDGES								VENEER TOP	
				GRP 1	GRP 2	GRP 3	GRP 4	GRP 5	GRP 6	GRP 7	GRP 8	GRP 9	
CF2448	24x48 Sq.	70	2-20"- T	\$698	\$712	\$817	\$908	\$1088	\$1238	\$1418	\$1883	\$2092	
CF2460	24x60 Sq.	79	2-20"- T	\$733	\$750	\$867	\$968	\$1169	\$1336	\$1538	\$2002	\$2200	
CF3048	30x48 Sq.	79	2-26"- T	\$737	\$754	\$873	\$974	\$1178	\$1348	\$1552	\$2016	\$2212	
CF3060	30x60 Sq.	90	2-26"- T	\$780	\$800	\$933	\$1047	\$1277	\$1468	\$1697	\$2160	\$2342	

CROSSFIRE | CAFÉ | BAR HEIGHT



Model Number	Table Top Size	Shpg. Wght.	Base Spread	LAMINATE TOP ASSORTED EDGES								VENEER TOP	
				GRP 1	GRP 2	GRP 3	GRP 4	GRP 5	GRP 6	GRP 7	GRP 8	GRP 9	
CFH24D	24" Dia.	40	20"- X	\$746	\$755	\$823	\$881	\$995	\$1092	\$1207	\$1864	\$2231	
CFH30D	30" Dia.	50	26"- X	\$785	\$798	\$887	\$963	\$1116	\$1243	\$1396	\$2022	\$2350	
CFH36D	36" Dia.	63	33"- X	\$903	\$918	\$1025	\$1118	\$1303	\$1457	\$1641	\$2343	\$2703	
CFH36S	36" Sq.	67	33"- X	\$935	\$951	\$1062	\$1156	\$1347	\$1505	\$1695	\$2424	\$2800	

OPTIONS

Add upcharge to list price and code to model number

FLIP-X	Flip-Top per X-base	\$125
FLIP-T	Flip-Top for two T-legs	\$358
FTCB	Flip-Top Cross Bar	\$150
SB	Stretcher Bar for tables under 72"	\$80
STH	Special Table Height (other than 29")	\$150 per base

RP	Painted Foot-ring for Bar Height	\$110
CAS	Mobile Casters per table	\$98
PC	Polished Chrome	\$90
GD	Ganging per table	\$95



ORDERING INFORMATION

- | | |
|----------------------------|-------------------------------|
| 1) Series Name | 6) Laminate Selection and No. |
| 2) Model Number | 7) Edge Style Code and Color |
| 3) Size | 8) Wood Species |
| 4) Quantity | 9) Wood Stain Color |
| 5) Powder Coat Frame Color | 10) Optional Items |

CROSSFIRE TRAINING BASE SPECIFICATIONS

Crossfire T Base

- Table Height** Table height is 29" to 30" depending on table top specified.
- Column** 2.25" diameter 14 gauge steel tubing welded to top plate.
- Base** Diecast aluminum tubing – 20", 26" spreads
- Plate** 8" x 8" square 12 gauge stamped steel
5" x 5" or 2" x 4" 12 gauge stamped steel (Flip-Top or Folding)
- Glides** Adjustable zinc rubber cushion steel glides
- Assembly** Top plate is welded to the vertical column and the vertical column is welded to the horizontal base plate. No tie rod assembly. Base mounts to tabletop with ¼-20 x 1" machine screws into metal inserts in top. Stretcher steel bars are used on tops over 72" long.
- Finish** Choice of standard powder coat colors – See "Color Selections" brochure

Flip-Top Mechanism

Aluminum die-cast top plate and aluminum housing with single handle cable release.

Folding Mechanism

Nylon injection molded housing, cast aluminum pivot and metal locking slider. Rigid, taper locking design is activated by single lever that also locks in folded position.

TABLE TOP SPECIFICATIONS

Table Tops

Table top core is CARB Phase I & Phase II Compliant. Laminate, wood veneer and phenolic backing are glued with water based adhesives.

Ultra-Lightweight Table Tops

Ultra-lightweight tables have an exceptionally strong manufactured MDF top made from 100% recovered and recycled wood fiber with at least 25% post-industrial recycled fiber; the balance consisting of recovered waste fiber. Ultra-light tables are 18% lighter than standard tables.



STATIONARY T BASE

FINISHES

Laminate/Veneer Selections

ERG offers over 1000 standard laminate choices from Nevamar, Wilsonart, Formica and Pionite. Wood veneer is available in transparent stain colors - custom stain matching available.

Edge Selections:

ERG offers a wide variety of table top edge materials including PVC, wood, aluminum, resin and laminate.
Special Edge Note: When ganging or butting tables together, ERG recommends using 3mm flat edge or flat wood edge. Square tables using PVC T-edge will have a 2" radius on all corners.

OPTIONS

- CODE: FLIP-T - Flip-Top for two T-legs
- CODE: FTCB - Flip-Top cross bar
- CODE: SB - Stretcher bar for tables under 72"
- CODE: FOLD - Lightweight Folding Leg Mechanism per table
- CODE: STH - Special Table Height (any table height other than 29")
- CODE: ULW - Ultra-lightweight table top
- CODE: CAS - Mobile Casters per table
- CODE: GD - Ganging per table
- CODE: PC - Polished Chrome
- TABLE ACCESSORIES – Modesty Panels, Bridges, Grommets, Wire Management, Power & Communication Options, Table Dollies – see appropriate section in price list



GLIDE DETAIL

MODEL / DESCRIPTION / LIST PRICING

CROSSFIRE | RECTANGLE

	Model Number	Table Top Size	Shpg. Wght.	Base Spread	LAMINATE TOP ASSORTED EDGES							VENEER TOP	
					GRP 1	GRP 2	GRP 3	GRP 4	GRP 5	GRP 6	GRP 7	GRP 8	GRP 9
RECTANGLE	CF2436	24 X 36	61	2-20"- T	\$662	\$676	\$769	\$848	\$1006	\$1138	\$1297	\$1764	\$1985
	CF2448	24 X 48	70	2-20"- T	\$698	\$712	\$817	\$908	\$1088	\$1238	\$1418	\$1883	\$2092
	CF2460	24 X 60	79	2-20"- T	\$733	\$750	\$867	\$968	\$1169	\$1336	\$1538	\$2002	\$2200
	CF2472	24 X 72	88	2-20"- T	\$883	\$902	\$1032	\$1143	\$1366	\$1551	\$1773	\$2373	\$2648
	CF2484	24 X 84	97	2-20"- T	\$937	\$958	\$1107	\$1234	\$1488	\$1700	\$1955	\$2553	\$2811
	CF2496	24 X 96	106	2-20"- T	\$972	\$995	\$1156	\$1295	\$1570	\$1800	\$2076	\$2673	\$2918
	CF3036	30 X 36	68	2-26"- T	\$695	\$709	\$813	\$902	\$1080	\$1228	\$1405	\$1871	\$2082
	CF3048	30 X 48	79	2-26"- T	\$737	\$754	\$873	\$974	\$1178	\$1348	\$1552	\$2016	\$2212
	CF3060	30 X 60	90	2-26"- T	\$780	\$800	\$933	\$1047	\$1277	\$1468	\$1697	\$2160	\$2342
	CF3072	30 X 72	102	2-26"- T	\$937	\$959	\$1108	\$1236	\$1490	\$1702	\$1957	\$2555	\$2812
	CF3084	30 X 84	113	2-26"- T	\$998	\$1023	\$1193	\$1340	\$1631	\$1874	\$2165	\$2761	\$2997
	CF3096	30 X 96	124	2-26"- T	\$1042	\$1068	\$1253	\$1412	\$1730	\$1994	\$2312	\$2906	\$3127
	CF3648	36 X 48	88	2-26"- T	\$786	\$805	\$941	\$1058	\$1290	\$1484	\$1717	\$2179	\$2359
	CF3660	36 X 60	102	2-26"- T	\$836	\$858	\$1012	\$1143	\$1406	\$1624	\$1888	\$2348	\$2512
	CF3672	36 X 72	115	2-26"- T	\$1002	\$1025	\$1196	\$1343	\$1636	\$1880	\$2174	\$2768	\$3005
	CF3684	36 X 84	129	2-26"- T	\$1070	\$1097	\$1293	\$1459	\$1794	\$2073	\$2407	\$2999	\$3213
	CF3696	36 X 96	142	2-26"- T	\$1120	\$1150	\$1363	\$1545	\$1909	\$2213	\$2578	\$3169	\$3364

OPTIONS

Add upcharge to list price and code to model number

FLIP-T	Flip-Top for two t-legs	\$358
FTCB	Flip-Top Cross Bar	\$150
SB	Stretcher Bar for tables under 72"	\$80
FOLD	Lightweight Folding Leg Mechanism per table	\$298
STH	Special Table Height (other than 29")	\$150 per base

ULW	Ultra-lightweight table top	\$190
CAS	Mobile Casters per table - 3"	\$98
GD	Ganging per table	\$95
PC	Polished Chrome - 2 bases	\$90

MODEL / DESCRIPTION / LIST PRICING

CROSSFIRE | TRAPEZOID

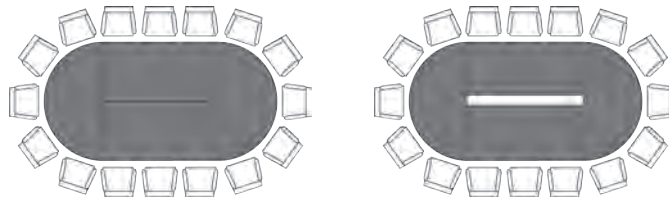


Model Number	Table Top Size	Shpg. Wght.	Base Spread	LAMINATE TOP ASSORTED EDGES							VENEER TOP	
				GRP 1	GRP 2	GRP 3	GRP 4	GRP 5	GRP 6	GRP 7	GRP 8	GRP 9
CFT2448	24 X 48	70	2-20"- T	\$822	\$842	\$991	\$1118	\$1372	\$1583	\$1838	\$2298	\$2467
CFT2460	24 X 60	79	2-20"- T	\$899	\$924	\$1098	\$1248	\$1548	\$1798	\$2098	\$2555	\$2698
CFT3060	30 X 60	90	2-26"- T	\$938	\$965	\$1154	\$1316	\$1640	\$1910	\$2234	\$2690	\$2819
CFT3672	36 X 72	115	2-26"- T	\$1152	\$1184	\$1408	\$1600	\$1983	\$2304	\$2686	\$3276	\$3461

CROSSFIRE | SECTIONAL | HALF ROUND



Model Number	Table Top Size	Shpg. Wght	Base Spread	LAMINATE TOP ASSORTED EDGES							VENEER TOP	
				GRP 1	GRP 2	GRP 3	GRP 4	GRP 5	GRP 6	GRP 7	GRP 8	GRP 9
CFHR2448	24 X 48	70	2-20"- T	\$931	\$958	\$1144	\$1304	\$1624	\$1891	\$2211	\$2667	\$2799
CFHR3060	30 X 60	90	2-20"- T	\$1007	\$1037	\$1250	\$1433	\$1798	\$2102	\$2467	\$2920	\$3026
CFHR3672	36 X 72	115	2-26"- T	\$1221	\$1256	\$1504	\$1716	\$2141	\$2495	\$2920	\$3507	\$3669



SAMPLE CONFIGURATIONS

OPTIONS

Add upcharge to list price and code to model number

FLIP-T	Flip-Top for two t-legs	\$358
FTCB	Flip-Top Cross Bar	\$150
SB	Stretcher Bar for tables under 72"	\$80
FOLD	Lightweight Folding Leg Mechanism per table	\$298
STH	Special Table Height (other than 29")	\$150 per base

ULW	Ultra-lightweight table top	\$190
CAS	Mobile Casters per table - 3"	\$98
GD	Ganging per table	\$95
PC	Polished Chrome - 2 bases	\$90



CONFERENCE TABLE WITH Y-BASE

ORDER INFORMATION

- | | |
|----------------------------|-------------------------------|
| 1) Series Name | 6) Laminate Selection and No. |
| 2) Model Number | 7) Edge Style Code and Color |
| 3) Size | 8) Wood Species |
| 4) Quantity | 9) Wood Stain Color |
| 5) Powder Coat Frame Color | 10) Optional Items |

CROSSFIRE CONFERENCE SPECIFICATIONS

Conference Base

- Table Height** Table height is 29" to 30" depending on table top specified.
- Column** 2.25" diameter 14 gauge steel tubing welded to top plate.
- Base** Diecast aluminum tubing – 36" TT or 36" Y-Base
- Plate** 8" x 8" square 12 gauge stamped steel
- Glides** Adjustable zinc rubber cushion steel glides
- Assembly** Top plate is welded to the vertical column and the vertical column is bolted to the horizontal base and crossbar (on Y-base).
No tie rod assembly. Base mounts to tabletop with ¼-20 x 1" machine screws into metal inserts in top.
- Finish** Choice of standard powder coat colors – See "Color Selections" brochure

Table Tops

Table top core is CARB Phase I & Phase II Compliant. Laminate, wood veneer and phenolic backing are glued with water based adhesives.

Edge Selections

ERG offers a wide variety of table top edge materials including PVC, wood and laminate.

FINISHES

Table Bases and Legs

Finished in your choice of standard powder coat colors. Finishes listed at beginning of price list. For colors refer to "Color Selections" brochure. For actual color samples, please call Customer Service.

Laminate/Veneer Selections

ERG offers over 1000 standard laminate choices from Nevamar, Wilsonart, Formica and Pionite. Wood veneer is available in transparent stain colors - custom stain matching available.

OPTIONS

- CODE: STH - Special Table Height (any table height other than 29")
- CODE: GD - Ganging per table
- CODE: CRT - Racetrack table top
- CODE: COT - Oval table top
- CODE: CBT - Boat table top
- CODE: PC - Polished Chrome
- TABLE ACCESSORIES – Modesty Panels, Bridges, Grommets, Wire Management, Power & Communication Options, Table Dollies – see appropriate section in price list

MODEL / DESCRIPTION / LIST PRICING

CROSSFIRE | CONFERENCE | RECTANGLE

RECTANGLE

Model Number	Table Top Size	Shpg. Wght.	Base Spread	LAMINATE TOP ASSORTED EDGES							VENEER TOP	
				GRP 1	GRP 2	GRP 3	GRP 4	GRP 5	GRP 6	GRP 7	GRP 8	GRP 9
CF4272	42 X 72	129	2-34TT	\$1941	\$1982	\$2270	\$2518	\$3012	\$3425	\$3919	\$5226	\$5820
CF4284	42 X 84	144	2-34TT	\$2022	\$2065	\$2374	\$2638	\$3168	\$3609	\$4138	\$5470	\$6063
CF4296	42 X 96	160	2-34TT	\$2079	\$2126	\$2455	\$2737	\$3301	\$3771	\$4335	\$5665	\$6238
CF4872	48 X 72	142	2-34TT	\$1988	\$2032	\$2337	\$2599	\$3121	\$3558	\$4080	\$5385	\$5963
CF4884	48 X 84	160	2-34TT	\$2214	\$2261	\$2589	\$2869	\$3432	\$3900	\$4463	\$5957	\$6638
CF4896	48 X 96	178	2-34TT	\$2279	\$2329	\$2680	\$2981	\$3582	\$4083	\$4684	\$6176	\$6835
CF48108	48 X 108	196	3-34TT	\$2436	\$2489	\$2862	\$3182	\$3823	\$4357	\$4997	\$6597	\$7305
CF48120	48 X 120	214	3-34TT	\$2501	\$2557	\$2954	\$3294	\$3973	\$4540	\$5219	\$6815	\$7503
CF48144*	48 X 144	250	3-34TT	\$2952	\$3015	\$3457	\$3836	\$4594	\$5225	\$5983	\$7958	\$8851
CF6096	60 X 96	214	2-34TT	\$2586	\$2643	\$3038	\$3376	\$4052	\$4614	\$5292	\$6997	\$7757
CF60108	60 X 108	237	3-34TT	\$2712	\$2773	\$3195	\$3557	\$4282	\$4885	\$5609	\$7367	\$8136
CF60120	60 X 120	259	3-34TT	\$2861	\$2926	\$3376	\$3762	\$4534	\$5178	\$5950	\$7788	\$8583
CF60144*	60 X 144	304	3-34TT	\$3456	\$3529	\$4035	\$4469	\$5337	\$6061	\$6930	\$9282	\$10363

* Asterisk after model number indicates 2 piece tops with center seam for tables 144" and longer

CROSSFIRE | CONFERENCE | RECTANGLE Y-BASE

Model Number	Table Top Size	Shpg. Wght.	Base Spread	LAMINATE TOP ASSORTED EDGES							VENEER TOP	
				GRP 1	GRP 2	GRP 3	GRP 4	GRP 5	GRP 6	GRP 7	GRP 8	GRP 9
CFY3672	36 X 72	115	2-33Y	\$1941	\$1982	\$2270	\$2518	\$3012	\$3425	\$3919	\$5226	\$5820
CFY3684	36 X 84	129	2-33Y	\$2022	\$2065	\$2374	\$2638	\$3168	\$3609	\$4138	\$5470	\$6063
CFY3696	36 X 96	142	2-33Y	\$2079	\$2126	\$2455	\$2737	\$3301	\$3771	\$4335	\$5665	\$6238
CFY4272	42 X 72	129	2-33Y	\$1988	\$2032	\$2337	\$2599	\$3121	\$3558	\$4080	\$5385	\$5963
CFY4284	42 X 84	144	2-33Y	\$2214	\$2261	\$2589	\$2869	\$3432	\$3900	\$4463	\$5957	\$6638
CFY4296	42 X 96	160	2-33Y	\$2279	\$2329	\$2680	\$2981	\$3582	\$4083	\$4684	\$6176	\$6835
CFY4872	48 X 72	142	2-33Y	\$2436	\$2489	\$2862	\$3182	\$3823	\$4357	\$4997	\$6597	\$7305
CFY4884	48 X 84	160	2-33Y	\$2501	\$2557	\$2954	\$3294	\$3973	\$4540	\$5219	\$6815	\$7503
CFY4896	48 X 96	178	2-33Y	\$2952	\$3015	\$3457	\$3836	\$4594	\$5225	\$5983	\$7958	\$8851

OPTIONS

Add upcharge to list price and code to model number

STH	Special Table Height - any height other than 29"	\$250
GD	Ganging per table	\$95
CRT	Racetrack table top	add 20%
COT	Eliptical table top	add 20%

CBT	Boat table top	add 25%
PC	Polished Chrome - 2 TT-Bases	\$150
PC	Polished Chrome - Y-Base	\$150
STH	Special Table Height - any height other than 29"	\$350



DOME ROUND CAFÉ



DOME SQUARE CAFÉ



DOME BAR HEIGHT

ORDER INFORMATION

- | | |
|----------------------------|-------------------------------|
| 1) Series Name | 6) Laminate Selection and No. |
| 2) Model Number | 7) Edge Style Code and Color |
| 3) Size | 8) Wood Species |
| 4) Quantity | 9) Wood Stain Color |
| 5) Powder Coat Frame Color | 10) Optional Items |

DOME CAFÉ BASE SPECIFICATIONS

Dome Base

- Table Height** Table height is 29" to 30" depending on table top specified. Bar Height table is 42".
- Column** 3" round 14 gauge steel tubing.
- Base** Base is made of 17", 22" or 28" diameter base spread steel formed metal cover and cast iron substrate, depending on size of tabletop. Steel cover offers a smooth, clean powdercoat finish in any standard color or polished chrome.
- Plate** 8" x 8" square
11" X 11" square
24" x 24" square
- Glides** Adjustable zinc rubber cushion glides
- Assembly** A ¼" thick stamped plate is ½-13 threaded and welded to the interior bottom portion of the 3" column. Dome disc base is field assembled to column with a ½-13 x 4" bolt from bottom of base into the welded plate in column for maximum strength, no tie-rod assembly. Base mounts to tabletop with ¼-20 x 1" machine screws into metal inserts in top.
NO WOOD SCREWS ARE USED.
- Finish** Choice of standard powder coat colors – See "Color Selections" brochure.

Table Top

Table top core is CARB Compliant 1.25" particle board. Laminate, wood veneer and phenolic backing are glued with water based adhesives.

Edge Selections

ERG offers a wide variety of table top edge materials including PVC, wood, aluminum, resin and laminate.

FINISHES

Table Bases and Legs

Finished in your choice of standard powder coat colors. Finishes listed at beginning of price list. For colors refer to "Color Selections" brochure. For actual color samples, please call Customer Service.

Laminate/Veneer Selections

ERG offers over 1000 standard laminate choices from Nevamar, Wilsonart, Formica and Pionite. Wood veneer is available in transparent stain colors - custom stain matching available.

OPTIONS

- CODE: STH - Special Table Height (any table height other than 29")
- CODE: PC - Polished Chrome Base.
- CODE: 2TB - Two Tone Base, for column and footring in 2 different colors.
- CODE: RP - Painted Footring.
- CODE: RC - Polished Chrome Footring.



OPTIONAL FOOTRING

MODEL / DESCRIPTION / LIST PRICING

DOME | CAFÉ | ROUND

●
ROUND

Model Number	Table Top Size	Shpg. Wght.	Base Spread	LAMINATE TOP ASSORTED EDGES									VENEER TOP	
				GRP 1	GRP 2	GRP 3	GRP 4	GRP 5	GRP 6	GRP 7	GRP 8	GRP 9		
DM24D	24" Dia.	38	22"	\$433	\$442	\$505	\$561	\$671	\$762	\$873	\$1164	\$1297		
DM30D	30" Dia.	55	22"	\$518	\$530	\$615	\$687	\$833	\$955	\$1100	\$1421	\$1554		
DM36D	36" Dia.	65	22"	\$608	\$623	\$726	\$814	\$990	\$1137	\$1314	\$1679	\$1825		
DM42D	42" Dia.	100	22"	\$788	\$808	\$941	\$1057	\$1285	\$1477	\$1707	\$2179	\$2367		
DM48D	48" Dia.	125	28"	\$869	\$892	\$1055	\$1193	\$1472	\$1702	\$1980	\$2449	\$2610		

DOME | CAFÉ | SQUARE

■
SQUARE

Model Number	Table Top Size	Shpg. Wght.	Base Spread	LAMINATE TOP ASSORTED EDGES									VENEER TOP	
				GRP 1	GRP 2	GRP 3	GRP 4	GRP 5	GRP 6	GRP 7	GRP 8	GRP 9		
DM24S	24" Dia.	48	22"	\$431	\$440	\$506	\$564	\$677	\$773	\$886	\$1167	\$1291		
DM2430S	24x30 Sq.	53	22"	\$463	\$473	\$551	\$618	\$751	\$862	\$995	\$1275	\$1388		
DM30S	30" Sq.	69	22"	\$510	\$521	\$606	\$679	\$825	\$946	\$1092	\$1402	\$1528		
DM36S	36" Sq.	82	22"	\$617	\$632	\$738	\$829	\$1010	\$1162	\$1343	\$1709	\$1852		
DM42S	42" Sq.	125	28"	\$798	\$816	\$951	\$1065	\$1295	\$1486	\$1715	\$2198	\$2393		

DOME | CAFÉ | RECTANGLE

■
RECTANGLE

Model Number	Table Top Size	Shpg. Wght.	Base Spread	LAMINATE TOP ASSORTED EDGES									VENEER TOP	
				GRP 1	GRP 2	GRP 3	GRP 4	GRP 5	GRP 6	GRP 7	GRP 8	GRP 9		
DM2448	24x48 Sq.	86	2-17"	\$773	\$788	\$894	\$987	\$1170	\$1323	\$1506	\$2054	\$2315		
DM2460	24x60 Sq.	95	2-17"	\$806	\$824	\$942	\$1044	\$1248	\$1418	\$1621	\$2168	\$2418		
DM3048	30x48 Sq.	95	2-17"	\$804	\$821	\$938	\$1039	\$1242	\$1410	\$1612	\$2159	\$2410		
DM3060	30x60 Sq.	106	2-17"	\$851	\$870	\$1005	\$1120	\$1351	\$1543	\$1773	\$2318	\$2553		

Note: When optional base finish is required, please multiply upcharge by 2 for tables supported with an extra base.

DOME | CAFÉ | BAR HEIGHT

●
ROUND

■
SQUARE

Model Number	Table Top Size	Shpg. Wght.	Base Spread	LAMINATE TOP ASSORTED EDGES									VENEER TOP	
				GRP 1	GRP 2	GRP 3	GRP 4	GRP 5	GRP 6	GRP 7	GRP 8	GRP 9		
DMH24D	24" Dia.	59	22"	\$623	\$632	\$696	\$751	\$861	\$953	\$1063	\$1583	\$1864		
DMH30D	30" Dia.	77	22"	\$659	\$671	\$756	\$829	\$974	\$1096	\$1242	\$1732	\$1975		
DMH36D	36" Dia.	111	28"	\$743	\$757	\$860	\$947	\$1124	\$1271	\$1448	\$1974	\$2225		
DMH36S	36" Sq.	111	28"	\$751	\$766	\$872	\$963	\$1144	\$1296	\$1477	\$2003	\$2252		

OPTIONS

Add upcharge to list price and code to model number

STH	Special Table Height - (other than 29") per base	\$150 per base
PC	Polished Chrome Base - 17" base	\$80
PC	Polished Chrome Base - 22" base	\$95
PC	Polished Chrome Base - 28" base	\$180
PC	Polished Chrome Base - 22HI" base	\$125

PC	Polished Chrome Base - 28HI" base	\$210
RP	Painted Foot-ring for Bar Height	\$110
RC	Polished Chrome Foot-ring for Bar Height	\$140
GT	36" Square Game Top - per table	\$325

FENTON

Fenton Series tables have a radial design 4 leg base with adjustable glides. Tables bases available in Café and bar height in Polished Chrome. Round and square tops available in more than 1000 laminates or in wood veneer.



FENTON CAFÉ TABLE WITH WOOD TOP



FENTON BAR HEIGHT TABLE WITH WOOD TOP

ORDER INFORMATION

- | | |
|-----------------|-------------------------------|
| 1) Series Name | 5) Laminate Selection and No. |
| 2) Model Number | 6) Edge Style Code and Color |
| 3) Size | 7) Wood Species |
| 4) Quantity | 8) Wood Stain Color |

FENTON SPECIFICATIONS

Table Base

The Fenton base is made of steel tubing. Column is 1 1/2" Dia. Table design has 4 legs with adjustable glides, welded to the column near the top of the cafe table and about half way on the Bar Height. Table height varies with top. The cafe table height is 28" and 29" with Wood/Laminate tops. The Bar Height is 40" high.

FINISHES

Table Bases and Legs

Polished chrome.

Laminate/Veneer Selections

ERG offers over 1000 standard laminate choices from Nevamar, Wilsonart, Formica and Pionite. Wood veneer is available in transparent stain colors - custom stain matching available.

MODEL / DESCRIPTION / LIST PRICING

FENTON | CAFÉ | ROUND TOP

Model Number	Table Top Size	Shpg. Wght.	Base Spread	LAMINATE TOP ASSORTED EDGES							VENEER TOP	
				GRP 1	GRP 2	GRP 3	GRP 4	GRP 5	GRP 6	GRP 7	GRP 8	GRP 9
HFEN24D	24" Dia.	34	18"	\$485	\$498	\$536	\$588	\$711	\$744	\$809	\$1471	\$2048
HFEN30D	30" Dia.	43	18"	\$528	\$545	\$597	\$666	\$830	\$873	\$959	\$1664	\$2270
HFEN36D	36" Dia.	60	18"	\$571	\$593	\$658	\$745	\$950	\$1004	\$1113	\$1862	\$2496

FENTON | CAFÉ | SQUARE TOP

Model Number	Table Top Size	Shpg. Wght.	Base Spread	LAMINATE TOP ASSORTED EDGES							VENEER TOP	
				GRP 1	GRP 2	GRP 3	GRP 4	GRP 5	GRP 6	GRP 7	GRP 8	GRP 9
HFEN24S	24" Sq.	43	18"	\$489	\$502	\$542	\$596	\$723	\$757	\$824	\$1490	\$2069
HFEN30S	30" Sq.	53	18"	\$528	\$545	\$597	\$666	\$830	\$873	\$959	\$1664	\$2270

FENTON | BAR HEIGHT | ROUND TOP

Model Number	Table Top Size	Shpg. Wght.	Base Spread	LAMINATE TOP ASSORTED EDGES							VENEER TOP	
				GRP 1	GRP 2	GRP 3	GRP 4	GRP 5	GRP 6	GRP 7	GRP 8	GRP 9
HFENH24D	24" Dia.	44	18"	\$556	\$569	\$608	\$660	\$783	\$815	\$880	\$1649	\$2323
HFENH30D	30" Dia.	53	18"	\$598	\$616	\$668	\$737	\$901	\$944	\$1030	\$1842	\$2545

FLATCUT

Flatcut Series has a round cast iron base with a steel cover. This series is an ERG special economically priced offering.



FLAT CUT ROUND
BLACK TEXTURE FINISH



FLAT CUT SQUARE
POLISHED CHROME



FLAT CUT BAR HEIGHT
POLISHED CHROME

ORDER INFORMATION

- | | |
|----------------------------|-------------------------------|
| 1) Series Name | 6) Laminate Selection and No. |
| 2) Model Number | 7) Edge Style Code and Color |
| 3) Size | 8) Wood Species |
| 4) Quantity | 9) Wood Stain Color |
| 5) Powder Coat Frame Color | 10) Optional Items |

FLATCUT BASE SPECIFICATIONS

Flatcut Base

- Table Height** Table height is 29" to 30" depending on table top specified. Bar Height table is 42".
- Column** 3", 14 gauge round steel tubing or optional wood.
- Base** Base has a 17" 22" and 28" base spread of cast iron with steel cover.
- Plate** 10" X 10" square
24" x 24" square
- Glides** Adjustable zinc rubber cushion glides
- Assembly** Base mounts to tabletop with 1/4-20 x 1" machine screws into metal inserts in top.
NO WOOD SCREWS ARE USED.

Table Top

Table top core is CARB Compliant 1.25" particle board. Laminate, wood veneer and phenolic backing are glued with water based adhesives.

Edge Selections

ERG offers a wide variety of table top edge materials including PVC, wood, aluminum, resin and laminate.

FINISHES

Table Bases and Legs


Finished in standard powder coat colors.

Laminate/Veneer Selections

ERG offers over 1000 standard laminate choices from Nevamar, Wilsonart, Formica and Pionite. Wood veneer is available in transparent stain colors - custom stain matching available.

OPTIONS

- CODE: PC - Polished Chrome base.
- CODE: STH - Special Table Height (any table height other than 29" or bar height).
- CODE: RP - Painted Footring for Bar Height.
- CODE: RC - Polished Chrome Footring for Bar Height.
- CODE: WC - Wood Column for Café Height base.
- CODE: GD - Ganging
- CODE: GT - Game Top, 36" square.



FLATCUT BASE DETAIL
BLACK TEXTURE FINISH



OPTIONAL
SQUARE WOOD COLUMN

MODEL / DESCRIPTION / LIST PRICING

FLATCUT | CAFE | ROUND



ROUND

Model Number	Table Top Size	Shpg. Wght.	Base Spread	LAMINATE TOP ASSORTED EDGES									VENEER TOP	
				GRP 1	GRP 2	GRP 3	GRP 4	GRP 5	GRP 6	GRP 7	GRP 8	GRP 9		
HFLT24D	24" Dia.	38	17"	\$428	\$437	\$501	\$556	\$667	\$758	\$868	\$1154	\$1283		
HFLT30D	30" Dia.	55	22"	\$510	\$521	\$606	\$679	\$825	\$946	\$1092	\$1402	\$1528		
HFLT36D	36" Dia.	88	22"	\$599	\$615	\$717	\$805	\$982	\$1128	\$1304	\$1660	\$1799		
HFLT42D	42" Dia.	100	28"	\$893	\$913	\$1046	\$1162	\$1390	\$1582	\$1812	\$2410	\$2679		
HFLT48D	48" Dia.	120	28"	\$974	\$997	\$1160	\$1298	\$1576	\$1808	\$2085	\$2680	\$2923		

FLATCUT | CAFE | SQUARE



SQUARE

Model Number	Table Top Size	Shpg. Wght.	Base Spread	LAMINATE TOP ASSORTED EDGES									VENEER TOP	
				GRP 1	GRP 2	GRP 3	GRP 4	GRP 5	GRP 6	GRP 7	GRP 8	GRP 9		
HFLT24S	24" Sq.	48	17"	\$426	\$436	\$502	\$558	\$673	\$768	\$882	\$1158	\$1277		
HFLT2430S	24x30 Sq.	53	22"	\$458	\$469	\$547	\$614	\$747	\$858	\$991	\$1266	\$1375		
HFLT30S	30" Sq.	69	22"	\$500	\$513	\$598	\$671	\$816	\$937	\$1083	\$1382	\$1502		
HFLT36S	36" Sq.	111	22"	\$608	\$623	\$729	\$820	\$1002	\$1152	\$1334	\$1689	\$1826		
HFLT42S	42" Sq.	125	28"	\$903	\$921	\$1056	\$1170	\$1400	\$1591	\$1820	\$2428	\$2706		

FLATCUT | CAFE | RECTANGLE



RECTANGLE

Model Number	Table Top Size	Shpg. Wght.	Base Spread	LAMINATE TOP ASSORTED EDGES									VENEER TOP	
				GRP 1	GRP 2	GRP 3	GRP 4	GRP 5	GRP 6	GRP 7	GRP 8	GRP 9		
HFLT2448	24x48 Sq.	70	2-17"	\$763	\$779	\$886	\$978	\$1161	\$1314	\$1498	\$2034	\$2288		
HFLT2460	24x60 Sq.	79	2-17"	\$798	\$814	\$933	\$1035	\$1239	\$1408	\$1612	\$2148	\$2391		
HFLT3048	30x48 Sq.	79	2-17"	\$886	\$903	\$1020	\$1122	\$1324	\$1492	\$1694	\$2340	\$2655		
HFLT3060	30x60 Sq.	90	2-17"	\$934	\$953	\$1087	\$1202	\$1433	\$1626	\$1856	\$2499	\$2799		

Note: When optional base finish is required, please multiply upcharge by 2 for tables supported with an extra base.

FLATCUT | BAR HEIGHT



ROUND

Model Number	Table Top Size	Shpg. Wght.	Base Spread	LAMINATE TOP ASSORTED EDGES									VENEER TOP	
				GRP 1	GRP 2	GRP 3	GRP 4	GRP 5	GRP 6	GRP 7	GRP 8	GRP 9		
HFLTH24D	24" Dia.	59	22"	\$568	\$577	\$642	\$696	\$806	\$899	\$1008	\$1462	\$1700		
HFLTH30D	30" Dia.	83	22"	\$604	\$617	\$701	\$774	\$919	\$1041	\$1187	\$1611	\$1812		
HFLTH36D	36" Dia.	111	28"	\$806	\$821	\$924	\$1012	\$1188	\$1335	\$1511	\$2114	\$2416		

OPTIONS

Add upcharge to list price and code to model number

PC	Polished Chrome, for each 17" base.	\$75
PC	Polished Chrome, for each 22" base.	\$110
PC	Polished Chrome, for each 28" base.	\$160
STH	Special Table Height, for height other than 29"	\$150 per base

RP	Painted Footring - each base	\$110
RC	Polished Chrome Footring - each base	\$130
GD	Ganging per table	\$95
GT	36" Square Game Top - per table	\$325



FLIP-TOP T BASE W/ OPTIONAL WHITE CASTERS



FLIPPED-UP AND NESTED

ORDERING INFORMATION

- | | |
|----------------------------|-------------------------------|
| 1) Series Name | 6) Laminate Selection and No. |
| 2) Model Number | 7) Edge Style Code and Color |
| 3) Size | 8) Wood Species |
| 4) Quantity | 9) Wood Stain Color |
| 5) Powder Coat Frame Color | 10) Optional Items |

FLIGHT TRAINING BASE SPECIFICATIONS

Flight T Base

Table Height	Table height is 29" to 30" depending on table top specified.
Column	2" round 14 gauge
Base	Laser-cut 12 gauge stamped steel plate – 16", 22" and 26" spreads
Plate	6" x 8" square
Glides	Adjustable zinc rubber cushion steel glides
Assembly	Top plate is welded to the vertical column and the vertical column is welded to the horizontal base. No tie rod assembly. Base mounts to tabletop with ¼-20 x 1" machine screws into metal inserts in top. Stretcher steel bars are used on tops over 72" long.
Finish	Choice of standard powder coat colors – See "Color Selections" brochure

Flip-Top Mechanism

Aluminum die-cast top plate and aluminum housing with single handle cable release.

Folding Mechanism

Lightweight nylon injection molded housing, cast aluminum pivot and metal locking slider. Rigid, taper locking design is activated by single lever that also locks in folded position.

TABLE TOP SPECIFICATIONS

Table Tops

Table top core is CARB Phase I & Phase II Compliant. Laminate, wood veneer and phenolic backing are glued with water based adhesives.

Ultra-Lightweight Table Tops

Ultra-lightweight tables have an exceptionally strong manufactured MDF top made from 100% recovered and recycled wood fiber with at least 25% post-industrial recycled fiber; the balance consisting of recovered waste fiber. Ultra-light tables are 18% lighter than standard tables.

FINISHES

Laminate/Veneer Selections

ERG offers over 1000 standard laminate choices from Nevamar, Wilsonart, Formica and Pionite. Wood veneer is available in transparent stain colors - custom stain matching available.

Edge Selections:

ERG offers a wide variety of table top edge materials including PVC, wood, aluminum, resin and laminate. Special Edge Note: When ganging or butting tables together, ERG recommends using 3mm flat edge or flat wood edge. Square tables using PVC T-edge will have a 2" radius on all corners..

OPTIONS

- CODE: FLIP-T - Flip-Top per table
- CODE: FTCB - Flip-Top cross bar
- CODE: SB - Stretcher bar for tables under 72"
- CODE: FOLD - Lightweight Folding Leg Mechanism per table
- CODE: CAS-B - Locking 3" Casters per table – Black
- CODE: CAS-W - Locking 3" Casters per table – White
- CODE: ULW - Ultra-lightweight table top
- CODE: GD - Ganging per table
- TABLE ACCESSORIES – Modesty Panels, Bridges, Grommets, Wire Management, Power & Communication Options, Table Dollies – see "Accessories" section in price list



STEEL GLIDE
DETAIL



CASTERS IN
BLACK
OR WHITE



FLIP-TOP
MECHANISM

MODEL / DESCRIPTION / LIST PRICING

FLIGHT | RECTANGLE

RECTANGLE

Model Number	Table Top Size	Shpg. Wght.	Base Spread	LAMINATE TOP ASSORTED EDGES								VENEER TOP	
				GRP 1	GRP 2	GRP 3	GRP 4	GRP 5	GRP 6	GRP 7	GRP 8	GRP 9	
FT1836	18 X 36	54	2-16T	\$509	\$520	\$595	\$660	\$790	\$899	\$1028	\$1371	\$1526	
FT1848	18 X 48	61	2-16T	\$537	\$549	\$634	\$708	\$855	\$977	\$1123	\$1464	\$1611	
FT1860	18 X 60	68	2-16T	\$565	\$578	\$674	\$755	\$919	\$1055	\$1219	\$1559	\$1695	
FT1872	18 X 72	75	2-16T	\$702	\$718	\$823	\$912	\$1093	\$1243	\$1423	\$1893	\$2106	
FT1884	18 X 84	81	2-16T	\$749	\$765	\$887	\$991	\$1199	\$1373	\$1581	\$2049	\$2245	
FT1896	18 X 96	88	2-16T	\$777	\$796	\$927	\$1039	\$1264	\$1451	\$1675	\$2143	\$2331	
FT2436	24 X 36	61	2-22T	\$592	\$605	\$698	\$777	\$935	\$1067	\$1226	\$1609	\$1775	
FT2448	24 X 48	70	2-22T	\$627	\$643	\$747	\$837	\$1017	\$1167	\$1347	\$1727	\$1882	
FT2460	24 X 60	79	2-22T	\$662	\$679	\$797	\$898	\$1098	\$1266	\$1467	\$1847	\$1990	
FT2472	24 X 72	88	2-22T	\$807	\$826	\$956	\$1067	\$1290	\$1475	\$1697	\$2207	\$2422	
FT2484	24 X 84	97	2-22T	\$861	\$883	\$1031	\$1159	\$1413	\$1626	\$1880	\$2387	\$2585	
FT2496	24 X 96	106	2-22T	\$896	\$919	\$1081	\$1219	\$1494	\$1724	\$2000	\$2506	\$2693	
FT3036	30 X 36	68	2-22T	\$624	\$639	\$743	\$831	\$1009	\$1158	\$1335	\$1716	\$1872	
FT3048	30 X 48	79	2-22T	\$667	\$683	\$803	\$904	\$1108	\$1277	\$1481	\$1861	\$2002	
FT3060	30 X 60	90	2-22T	\$709	\$729	\$862	\$978	\$1206	\$1398	\$1627	\$2004	\$2132	
FT3072	30 X 72	102	2-22T	\$862	\$883	\$1032	\$1160	\$1414	\$1627	\$1881	\$2389	\$2586	
FT3084	30 X 84	113	2-22T	\$924	\$947	\$1118	\$1264	\$1555	\$1798	\$2090	\$2595	\$2772	
FT3096	30 X 96	124	2-22T	\$966	\$992	\$1177	\$1336	\$1654	\$1919	\$2236	\$2738	\$2902	
FT3648	36 X 48	88	2-26T	\$733	\$752	\$888	\$1005	\$1237	\$1431	\$1664	\$2062	\$2201	
FT3660	36 X 60	102	2-26T	\$783	\$805	\$959	\$1090	\$1353	\$1571	\$1835	\$2232	\$2354	
FT3672	36 X 72	115	2-26T	\$943	\$967	\$1138	\$1284	\$1578	\$1822	\$2115	\$2641	\$2831	
FT3684	36 X 84	129	2-26T	\$1012	\$1039	\$1234	\$1401	\$1736	\$2014	\$2348	\$2871	\$3039	
FT3696	36 X 96	142	2-26T	\$1062	\$1092	\$1305	\$1487	\$1851	\$2155	\$2520	\$3041	\$3191	



OPTIONS

Add upcharge to list price and code to model number

FLIP-T	Flip-Top per table	\$358
FTCB	Flip-Top Cross Bar	\$150
SB	Stretcher Bar for tables under 72"	\$80
FOLD	Lightweight Folding Leg Mechanism per table	\$298

CAS-B	Locking 3" Casters per table - Black	\$98
CAS-W	Locking 3" Casters per table - White	\$118
ULW	Ultra-lightweight table top	\$190
GD	Ganging per table	\$95



TRAPEZOID TOP WITH FLIP TOP AND CASTER OPTIONS

MODEL / DESCRIPTION / LIST PRICING

FLIGHT | HALF-ROUND



HALF ROUND

Model Number	Table Top Size	Shpg. Wght.	Base Spread	LAMINATE TOP ASSORTED EDGES									VENEER TOP	
				GRP 1	GRP 2	GRP 3	GRP 4	GRP 5	GRP 6	GRP 7	GRP 8	GRP 9		
FTHR2448	24 X 48	70	2-16T	\$1033	\$1082	\$1277	\$1399	\$1765	\$2071	\$2437	\$2894	\$3015		
FTHR3060	30 X 60	90	2-22T	\$1179	\$1237	\$1466	\$1609	\$2039	\$2397	\$2827	\$3326	\$3443		
FTHR3672	36 X 72	115	2-26T	\$1310	\$1378	\$1649	\$1819	\$2326	\$2751	\$3258	\$3750	\$3824		

FLIGHT | TRAPEZOID



TRAPEZOID

Model Number	Table Top Size	Shpg. Wght.	Base Spread	LAMINATE TOP ASSORTED EDGES									VENEER TOP	
				GRP 1	GRP 2	GRP 3	GRP 4	GRP 5	GRP 6	GRP 7	GRP 8	GRP 9		
FTT2448	24 x 48	70	2-22T	\$883	\$918	\$1057	\$1143	\$1402	\$1618	\$1878	\$2380	\$2580		
FTT2460	24 x 60	79	2-22T	\$936	\$970	\$1108	\$1194	\$1452	\$1667	\$1926	\$2491	\$2732		
FTT3060	30 x 60	90	2-22T	\$974	\$1012	\$1162	\$1256	\$1537	\$1772	\$2054	\$2617	\$2845		
FTT3672	36 x 72	115	2-26T	\$1142	\$1192	\$1392	\$1517	\$1892	\$2205	\$2579	\$3147	\$3334		

OPTIONS

Add upcharge to list price and code to model number

FLIP-T	Flip-Top per table	\$358
FTCB	Flip-Top Cross Bar	\$150
SB	Stretcher Bar for tables under 72"	\$80
FOLD	Lightweight Folding Leg Mechanism per table	\$298

CAS-B	Locking 3" Casters per table - Black	\$98
CAS-W	Locking 3" Casters per table - White	\$118
ULW	Ultra-lightweight table top	\$190
GD	Ganging per table	\$95

HARMONY

Harmony Series cast iron table bases have a trumpet shape. Choose a large selection of laminate or wood veneer tops. Many standard and optional metal finishes available including Polished Chrome.



HARMONY ROUND CAFÉ



HARMONY CORIAN ROUND

ORDERING INFORMATION

- | | |
|-----------------------------|------------------------------|
| 1) Series Name | 7) Edge Style Code and Color |
| 2) Model Number | 8) Wood Species |
| 3) Size | 9) Wood Stain Color |
| 4) Quantity | 10) Optional Items |
| 5) Metal Finish | |
| 6) Laminate Selection & No. | |

HARMONY BASE SPECIFICATIONS

Harmony Base

- Table Height** Table height is 28" to 30" depending on table top specified. Bar Height table is 42".
- Column** 1.25" diameter one piece steel trumpet base
- Base** One piece steel trumpet base with 18" or 24" diameter base with padded floor ring.

FINISHES

Table Base

Finished in your choice of standard powder coat colors. For colors refer to "Color Selections" brochure. For actual color samples, please call Customer Service.

Laminate/Veneer Selections

ERG offers over 1000 standard laminate choices from Nevamar, Wilsonart, Formica and Pionite. Wood veneer is available in transparent stain colors - custom stain matching available.

OPTIONS

- CODE: PC - Polished Chrome Base.
- CODE: GD - Ganging
- CODE: STH - Special Table Height (any table height other than 29" or bar height).



HARMONY SQUARE CAFÉ

MODEL / DESCRIPTION / LIST PRICING

HARMONY | CAFÉ | ROUND TOP

	Model Number	Table Top Size	Shpg. Wght.	Base Spread	LAMINATE TOP ASSORTED EDGES							VENEER TOP	
					GRP 1	GRP 2	GRP 3	GRP 4	GRP 5	GRP 6	GRP 7	GRP 8	GRP 9
ROUND	HAR24D	24" Dia.	34	18"	\$719	\$728	\$796	\$853	\$968	\$1064	\$1179	\$1803	\$2150
	HAR30D	30" Dia.	43	18"	\$776	\$788	\$878	\$954	\$1107	\$1233	\$1386	\$2002	\$2323
	HAR36D	36" Dia.	60	24"	\$903	\$918	\$1025	\$1118	\$1303	\$1457	\$1641	\$2343	\$2703
	HAR42D	42" Dia.	130	24"	\$1023	\$1043	\$1184	\$1303	\$1544	\$1744	\$1984	\$2715	\$3066
	HAR48D	48" Dia.	130	30"	\$1268	\$1292	\$1461	\$1607	\$1898	\$2140	\$2432	\$3351	\$3799

HARMONY | CAFÉ | SQUARE TOP

	Model Number	Table Top Size	Shpg. Wght.	Base Spread	LAMINATE TOP ASSORTED EDGES							VENEER TOP	
					GRP 1	GRP 2	GRP 3	GRP 4	GRP 5	GRP 6	GRP 7	GRP 8	GRP 9
SQUARE	HAR24S	24" Sq.	43	18"	\$725	\$735	\$805	\$864	\$984	\$1084	\$1203	\$1826	\$2170
	HAR2430S	24x30 Sq.	53	18"	\$759	\$771	\$852	\$922	\$1062	\$1178	\$1318	\$1940	\$2272
	HAR30S	30" Sq.	76	18"	\$780	\$794	\$882	\$959	\$1111	\$1239	\$1390	\$2012	\$2337
	HAR36S	36" Sq.	76	24"	\$912	\$928	\$1039	\$1134	\$1324	\$1482	\$1672	\$2373	\$2731
	HAR42S	42" Sq.	76	24"	\$1184	\$1203	\$1344	\$1463	\$1705	\$1904	\$2144	\$3068	\$3543

HARMONY | CAFÉ | RECTANGLE TOP

	Model Number	Table Top Size	Shpg. Wght.	Base Spread	LAMINATE TOP ASSORTED EDGES							VENEER TOP	
					GRP 1	GRP 2	GRP 3	GRP 4	GRP 5	GRP 6	GRP 7	GRP 8	GRP 9
RECTANGLE	HAR2448	24x48 Sq.	76	2-18"	\$1123	\$1139	\$1243	\$1333	\$1513	\$1663	\$1843	\$2819	\$3361
	HAR2460	24x60 Sq.	115	2-18"	\$1250	\$1267	\$1384	\$1485	\$1686	\$1853	\$2055	\$3140	\$3741
	HAR2472	24x72 Sq.	115	2-18"	\$1376	\$1416	\$1539	\$1701	\$2087	\$2188	\$2392	\$4253	\$5861
	HAR3048	30x48 Sq.	137	2-18"	\$1254	\$1271	\$1390	\$1491	\$1695	\$1865	\$2069	\$3153	\$3753
	HAR3060	30x60 Sq.	148	2-24"	\$1297	\$1317	\$1450	\$1565	\$1794	\$1985	\$2214	\$3297	\$3882
	HAR3072	30x72 Sq.	148	2-24"	\$1501	\$1546	\$1684	\$1867	\$2303	\$2417	\$2646	\$4669	\$6412

Note: When optional base finish is required, please multiply upcharge by 2 for tables supported with an extra base.

OPTIONS

Add upcharge to list price and code to model number

PC	Polished Chrome Base - 18" Base - per base	\$235
PC	Polished Chrome Base - 24" Base - per base	\$310
PC	Polished Chrome Base - 30" Base - per base	\$360

GD	Ganging per table	\$95
STH	Special Table Height, (other than 29") per base.	\$150

MODEL / DESCRIPTION / LIST PRICING

HARMONY | CAFE | ROUND | BAR HEIGHT

ROUND	Model Number	Table Top Size	Shpg. Wght.	Base Spread	LAMINATE TOP ASSORTED EDGES							VENEER TOP	
					GRP 1	GRP 2	GRP 3	GRP 4	GRP 5	GRP 6	GRP 7	GRP 8	GRP 9
	HARH24D	24" Dia.	40	18"	\$865	\$875	\$942	\$999	\$1115	\$1211	\$1326	\$2126	\$2585
	HARH30D	30" Dia.	55	24"	\$922	\$935	\$1024	\$1100	\$1253	\$1380	\$1533	\$2324	\$2760
	HARH36D	36" Dia.	63	30"	\$1204	\$1220	\$1328	\$1420	\$1605	\$1759	\$1943	\$3008	\$3604

HARMONY | CAFE | SQUARE | BAR HEIGHT

SQUARE	Model Number	Table Top Size	Shpg. Wght.	Base Spread	LAMINATE TOP ASSORTED EDGES							VENEER TOP	
					GRP 1	GRP 2	GRP 3	GRP 4	GRP 5	GRP 6	GRP 7	GRP 8	GRP 9
	HARH36S	36" Sq.	67	30"	\$1214	\$1229	\$1341	\$1435	\$1626	\$1785	\$1974	\$3038	\$3631

Note: Glass tops available standard with Polished Chrome base. Glass top table height is 0.75" less than standard tops.

OPTIONS

Add upcharge to list price and code to model number

PC	Polished Chrome Base - 18" Base - per base	\$235	GD	Ganging per table	\$95
PC	Polished Chrome Base - 24" Base - per base	\$310	STH	Special Table Height, (other than 29") per base.	\$150
PC	Polished Chrome Base - 30" Base - per base	\$360			



CAFÉ TABLE WITH KRystalCAST® TOP



BAR HEIGHT TABLE

ORDERING INFORMATION

- | | |
|----------------------------|-------------------------------|
| 1) Series Name | 6) Laminate Selection and No. |
| 2) Model Number | 7) Edge Style Code and Color |
| 3) Size | 8) Wood Species |
| 4) Quantity | 9) Wood Stain Color |
| 5) Powder Coat Frame Color | 10) Optional Items |

LUNA CAFÉ BASE SPECIFICATIONS

Luna X Base

Table Height	Table height is 29" to 30" depending on table top specified. Bar Height table is 42".
Column	3" diameter 14 gauge steel tubing welded to base and top plate.
Base	1.5" diameter 14 gauge steel tubing – 22", 26", 32" or 38" X-base spreads.
Plate	8" x 8" square 11" X 11" square 24" x 24" square
Glides	Adjustable zinc rubber cushion glides
Assembly	Top plate is welded to the vertical column and the vertical column is welded to the horizontal base. No tie rod assembly. Base mounts to tabletop with ¼-20 x 1" machine screws into metal inserts in top.
Finish	Choice of standard powder coat colors – See "Color Selections" brochure.

Flip-Top Mechanism

Durable all-steel construction with a spring-loaded release handle and a safety catch to maintain flipped-up position.

TABLE TOP SPECIFICATIONS

Table Tops

Table top core is CARB Phase I & Phase II Compliant. Laminate, wood veneer and phenolic backing are glued with water based adhesives.

FINISHES

Laminate/Veneer Selections

ERG offers over 1000 standard laminate choices from Nevamar, Wilsonart, Formica and Pionite. Wood veneer is available in transparent stain colors - custom stain matching available.

Edge Selections:

ERG offers a wide variety of table top edge materials including PVC, wood, aluminum, resin and laminate. Special Edge Note: When ganging or butting tables together, ERG recommends using 3mm flat edge or flat wood edge. Square tables using PVC T-edge will have a 2" radius on all corners. Table Bases and Legs.

OPTIONS

- CODE: FLIP-X - Flip Top per X-base
- CODE: FLIP-T - Flip Top for two T-legs
- CODE: FTCB - Flip-Top cross bar
- CODE: SB - Stretcher bar for tables under 72"
- CODE: RP - Painted Foot-ring for bar height
- CODE: STH - Special Table Height (any table height other than 29" or bar height)
- CODE: ULW - Ultra-lightweight table top
- CODE: CAS - Mobile Casters per table
- CODE: GD - Ganging



GLIDE DETAIL



CASTER DETAIL

MODEL / DESCRIPTION / LIST PRICING

LUNA | CAFÉ | ROUND



Model Number	Table Top Size	Shpg. Wght.	Base Spread	LAMINATE TOP ASSORTED EDGES							VENEER TOP	
				GRP 1	GRP 2	GRP 3	GRP 4	GRP 5	GRP 6	GRP 7	GRP 8	GRP 9
LU24D	24" Dia.	32	22"- X	\$508	\$518	\$584	\$643	\$758	\$854	\$969	\$1341	\$1523
LU30D	30" Dia.	43	26"- X	\$574	\$588	\$676	\$753	\$905	\$1033	\$1185	\$1559	\$1723
LU36D	36" Dia.	53	32"- X	\$678	\$694	\$802	\$893	\$1078	\$1232	\$1416	\$1849	\$2035
LU42D	42" Dia.	72	32"- X	\$795	\$814	\$955	\$1074	\$1316	\$1515	\$1756	\$2212	\$2385
LU48D	48" Dia.	86	38"- X	\$906	\$931	\$1100	\$1246	\$1537	\$1779	\$2071	\$2556	\$2722

LUNA | CAFÉ | SQUARE



Model Number	Table Top Size	Shpg. Wght.	Base Spread	LAMINATE TOP ASSORTED EDGES							VENEER TOP	
				GRP 1	GRP 2	GRP 3	GRP 4	GRP 5	GRP 6	GRP 7	GRP 8	GRP 9
LU24S	24" Sq.	40	22"- X	\$478	\$488	\$557	\$618	\$737	\$836	\$956	\$1283	\$1434
LU2430S	24x30 Sq.	49	26"- X	\$512	\$523	\$605	\$675	\$814	\$931	\$1070	\$1397	\$1536
LU30S	30" Sq.	54	26"- X	\$551	\$565	\$653	\$730	\$882	\$1010	\$1162	\$1509	\$1656
LU36S	36" Sq.	67	32"- X	\$683	\$699	\$810	\$905	\$1095	\$1253	\$1444	\$1870	\$2049
LU42S	42" Sq.	90	38"- X	\$826	\$847	\$987	\$1107	\$1347	\$1548	\$1788	\$2283	\$2479

LUNA | CAFÉ | RECTANGLE



Model Number	Table Top Size	Shpg. Wght.	Base Spread	LAMINATE TOP ASSORTED EDGES							VENEER TOP	
				GRP 1	GRP 2	GRP 3	GRP 4	GRP 5	GRP 6	GRP 7	GRP 8	GRP 9
LU2448	24x48 Sq.	70	2-22"	\$597	\$613	\$717	\$807	\$987	\$1137	\$1317	\$1662	\$1793
LU2460	24x60 Sq.	79	2-22"	\$632	\$649	\$766	\$867	\$1068	\$1236	\$1437	\$1780	\$1900
LU3048	30x48 Sq.	79	2-22"	\$636	\$653	\$773	\$874	\$1077	\$1247	\$1451	\$1794	\$1913
LU3060	30x60 Sq.	90	2-22"	\$679	\$699	\$832	\$947	\$1176	\$1368	\$1596	\$1939	\$2042

LUNA | CAFÉ | BAR HEIGHT



Model Number	Table Top Size	Shpg. Wght.	Base Spread	LAMINATE TOP ASSORTED EDGES							VENEER TOP	
				GRP 1	GRP 2	GRP 3	GRP 4	GRP 5	GRP 6	GRP 7	GRP 8	GRP 9
LUH24D	24" Dia.	40	22"- X	\$709	\$719	\$786	\$843	\$959	\$1056	\$1171	\$1784	\$2122
LUH30D	30" Dia.	94	26"- X	\$766	\$779	\$868	\$944	\$1097	\$1224	\$1377	\$1982	\$2296
LUH36D	36" Dia.	63	32"- X	\$861	\$877	\$985	\$1076	\$1262	\$1415	\$1600	\$2253	\$2580
LUH36S	36" Sq.	67	32"- X	\$893	\$909	\$1020	\$1115	\$1305	\$1464	\$1654	\$2333	\$2677

OPTIONS

Add upcharge to list price and code to model number

FLIP-X	Flip-Top per X-base	\$125
FLIP-T	Flip-Top for two T-legs	\$358
FTCB	Flip-Top Cross Bar	\$150
SB	Stretcher Bar for tables under 72"	\$80
STH	Special Table Height (other than 29") per base	\$150

ULW	Ultra-lightweight table top	\$190
RP	Painted Foot-ring for Bar Height	\$110
CAS	Mobile Casters per table	\$98
GD	Ganging per table	\$95



ORDERING INFORMATION

- | | |
|----------------------------|-------------------------------|
| 1) Series Name | 6) Laminate Selection and No. |
| 2) Model Number | 7) Edge Style Code and Color |
| 3) Size | 8) Wood Species |
| 4) Quantity | 9) Wood Stain Color |
| 5) Powder Coat Frame Color | 10) Optional Items |

LUNA TRAINING BASE SPECIFICATIONS

Luna T Base

Table Height	Table height is 29" to 30" depending on table top specified.
Column	2" diameter 14 gauge steel tubing welded to base and top plate.
Base	1.5" diameter 14 gauge steel tubing – 16", 22" and 26" spreads
Plate	8" x 8" square 12 gauge stamped steel 5" x 5" or 2" x 4" 12 gauge stamped steel (Flip-Top or Folding)
Glides	Adjustable zinc rubber cushion steel glides
Assembly	Top plate is welded to the vertical column and the vertical column is welded to the horizontal base plate. No tie rod assembly. Base mounts to tabletop with ¼-20 x 1" machine screws into metal inserts in top. Stretcher steel bars are used on tops over 72" long.
Finish	Choice of standard powder coat colors – See "Color Selections" brochure

Flip-Top Mechanism

Aluminum die-cast top plate and aluminum housing with single handle cable release.

Folding Mechanism

Nylon injection molded housing, cast aluminum pivot and metal locking slider. Rigid, taper locking design is activated by single lever that also locks in folded position.

TABLE TOP SPECIFICATIONS

Table Tops

Table top core is CARB Phase I & Phase II Compliant. Laminate, wood veneer and phenolic backing are glued with water based adhesives.

Ultra-Lightweight Table Tops

Ultra-lightweight tables have an exceptionally strong manufactured MDF top made from 100% recovered and recycled wood fiber with at least 25% post-industrial recycled fiber; the balance consisting of recovered waste fiber. Ultra-light tables are 18% lighter than standard tables.



GLIDE DETAIL



CASTER DETAIL



FLIP-TOP DETAIL



STATIONARY T BASE

FINISHES

Laminate/Veneer Selections

ERG offers over 1000 standard laminate choices from Nevamar, Wilsonart, Formica and Pionite. Wood veneer is available in transparent stain colors - custom stain matching available.

Edge Selections:

ERG offers a wide variety of table top edge materials including PVC, wood, aluminum, resin and laminate.

Special Edge Note: When ganging or butting tables together, ERG recommends using 3mm flat edge or flat wood edge. Square tables using PVC T-edge will have a 2" radius on all corners. Table Bases and Legs.

OPTIONS

- CODE: FLIP-T - Flip-Top for two T-legs
- CODE: FTCB - Flip-Top cross bar
- CODE: SB - Stretcher bar for tables under 72"
- CODE: FOLD - Lightweight Folding Leg Mechanism per table
- CODE: STH - Special Table Height (any table height other than 29")
- CODE: ULW - Ultra-lightweight table top
- CODE: CRT - Racetrack table top
- CODE: COT - Oval table top
- CODE: CBT - Boat table top
- CODE: CAS - Mobile Casters per table
- CODE: GD - Ganging per table
- TABLE ACCESSORIES – Modesty Panels, Bridges, Grommets, Wire Management, Power & Communication Options, Table Dollies – see appropriate section in price list

MODEL / DESCRIPTION / LIST PRICING

LUNA | RECTANGLE



Model Number	Table Top Size	Shpg. Wght.	Base Spread	LAMINATE TOP ASSORTED EDGES								VENEER TOP	
				GRP 1	GRP 2	GRP 3	GRP 4	GRP 5	GRP 6	GRP 7	GRP 8	GRP 9	
LU1836	18 X 36	54	2-16T	\$514	\$524	\$600	\$665	\$795	\$903	\$1033	\$1381	\$1540	
LU1848	18 X 48	61	2-16T	\$542	\$554	\$640	\$712	\$859	\$982	\$1127	\$1475	\$1624	
LU1860	18 X 60	68	2-16T	\$570	\$583	\$679	\$760	\$924	\$1060	\$1223	\$1569	\$1710	
LU1872	18 X 72	75	2-16T	\$712	\$727	\$832	\$922	\$1102	\$1253	\$1433	\$1915	\$2135	
LU1884	18 X 84	81	2-16T	\$758	\$776	\$898	\$1002	\$1210	\$1382	\$1590	\$2071	\$2276	
LU1896	18 X 96	88	2-16T	\$786	\$805	\$936	\$1048	\$1274	\$1461	\$1686	\$2165	\$2360	
LU2436	24 X 36	61	2-22T	\$562	\$575	\$668	\$747	\$905	\$1037	\$1196	\$1542	\$1686	
LU2448	24 X 48	70	2-22T	\$597	\$613	\$717	\$807	\$987	\$1137	\$1317	\$1662	\$1793	
LU2460	24 X 60	79	2-22T	\$632	\$649	\$766	\$867	\$1068	\$1236	\$1437	\$1780	\$1900	
LU2472	24 X 72	88	2-22T	\$782	\$801	\$931	\$1042	\$1265	\$1450	\$1672	\$2152	\$2348	
LU2484	24 X 84	97	2-22T	\$836	\$858	\$1006	\$1134	\$1388	\$1601	\$1855	\$2332	\$2511	
LU2496	24 X 96	106	2-22T	\$872	\$894	\$1056	\$1194	\$1470	\$1699	\$1975	\$2451	\$2618	
LU3036	30 X 36	68	2-22T	\$594	\$608	\$712	\$801	\$979	\$1127	\$1305	\$1649	\$1783	
LU3048	30 X 48	79	2-26T	\$636	\$653	\$773	\$874	\$1077	\$1247	\$1451	\$1794	\$1913	
LU3060	30 X 60	90	2-26T	\$679	\$699	\$832	\$947	\$1176	\$1368	\$1596	\$1939	\$2042	
LU3072	30 X 72	102	2-26T	\$837	\$858	\$1007	\$1135	\$1389	\$1602	\$1856	\$2334	\$2513	
LU3084	30 X 84	113	2-26T	\$899	\$922	\$1093	\$1239	\$1530	\$1773	\$2065	\$2540	\$2698	
LU3096	30 X 96	124	2-26T	\$941	\$967	\$1152	\$1311	\$1629	\$1894	\$2211	\$2684	\$2828	
LU3648	36 X 48	88	2-26T	\$685	\$705	\$840	\$957	\$1190	\$1383	\$1616	\$1957	\$2059	
LU3660	36 X 60	102	2-26T	\$735	\$757	\$911	\$1042	\$1305	\$1525	\$1787	\$2127	\$2211	
LU3672	36 X 72	115	2-26T	\$901	\$925	\$1096	\$1242	\$1535	\$1779	\$2073	\$2547	\$2704	
LU3684	36 X 84	129	2-26T	\$969	\$996	\$1192	\$1359	\$1693	\$1972	\$2306	\$2778	\$2912	
LU3696	36 X 96	142	2-26T	\$1019	\$1049	\$1263	\$1445	\$1809	\$2112	\$2477	\$2947	\$3064	

OPTIONS

Add upcharge to list price and code to model number

FLIP-T	Flip-Top for two t-legs	\$358
FTCB	Flip-Top Cross Bar	\$150
SB	Stretcher Bar for tables under 72"	\$80
FOLD	Lightweight Folding Leg Mechanism per table	\$298
STH	Special Table Height (other than 29")	\$150 per base
ULW	Ultra-lightweight table top	\$190

CRT	Racetrack table top	add 20%
COT	Oval table top	add 20%
CBT	Boat table top	add 25%
CAS	Mobile Casters per table - 3"	\$98
GD	Ganging per table	\$95

MODEL / DESCRIPTION / LIST PRICING

LUNA | TRAPEZOID

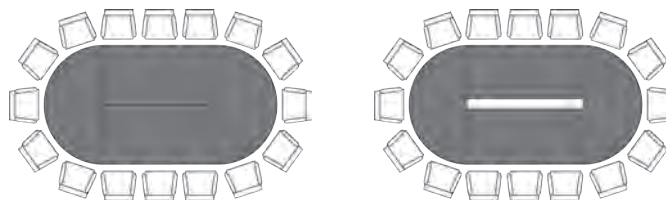


Model Number	Table Top Size	Shpg. Wght.	Base Spread	LAMINATE TOP ASSORTED EDGES								VENEER TOP	
				GRP 1	GRP 2	GRP 3	GRP 4	GRP 5	GRP 6	GRP 7	GRP 8	GRP 9	
LT2448	24 x 48	70	2-22T	\$721	\$742	\$890	\$1017	\$1271	\$1483	\$1737	\$2077	\$2166	
LT2460	24 x 60	79	2-22T	\$798	\$823	\$997	\$1147	\$1448	\$1697	\$1997	\$2334	\$2398	
LT3060	30 x 60	90	2-22T	\$837	\$864	\$1054	\$1216	\$1539	\$1810	\$2133	\$2469	\$2519	
LT3672	36 x 72	115	2-26T	\$1051	\$1084	\$1307	\$1499	\$1882	\$2203	\$2586	\$3054	\$3162	

LUNA | SECTIONAL | HALF ROUND



Model Number	Table Top Size	Shpg. Wght.	Base Spread	LAMINATE TOP ASSORTED EDGES								VENEER TOP	
				GRP 1	GRP 2	GRP 3	GRP 4	GRP 5	GRP 6	GRP 7	GRP 8	GRP 9	
LHR2448	24 X 48	70	2-22T	\$831	\$857	\$1044	\$1203	\$1524	\$1790	\$2110	\$2446	\$2498	
LHR3060	30 X 60	90	2-22T	\$906	\$936	\$1149	\$1332	\$1697	\$2002	\$2367	\$2699	\$2727	
LHR3672	36 X 72	115	2-26T	\$1120	\$1155	\$1403	\$1616	\$2040	\$2395	\$2819	\$3285	\$3369	



SAMPLE CONFIGURATIONS

OPTIONS

Add upcharge to list price and code to model number

FLIP-T	Flip-Top for two t-legs	\$358
FTCB	Flip-Top Cross Bar	\$150
SB	Stretcher Bar for tables under 72"	\$80
FOLD	Lightweight Folding Leg Mechanism per table	\$298
STH	Special Table Height (other than 29") per base	\$150
ULW	Ultra-lightweight table top	\$190

CRT	Racetrack table top	add 20%
COT	Oval table top	add 20%
CBT	Boat table top	add 25%
CAS	Mobile Casters per table - 3"	\$98
GD	Ganging per table	\$95



RECTANGLE CONFERENCE TABLE

ORDER INFORMATION

- | | |
|----------------------------|-------------------------------|
| 1) Series Name | 6) Laminate Selection and No. |
| 2) Model Number | 7) Edge Style Code and Color |
| 3) Size | 8) Wood Species |
| 4) Quantity | 9) Wood Stain Color |
| 5) Powder Coat Frame Color | 10) Optional Items |

LUNA CONFERENCE SPECIFICATIONS

Conference Base

Table Height	Table height is 29" to 30" depending on table top specified.
Columns	2" diameter 14 gauge steel tubing welded to base and top plate.
Base	1.5" diameter 14 gauge steel tubing – 36" spread
Plate	12 gauge stamped steel
Glides	Adjustable zinc rubber cushion steel glides
Assembly	Top plate is welded to the vertical column and the vertical column is welded to the horizontal base plate. No tie rod assembly. Base mounts to tabletop with ¼-20 x 1" machine screws into metal inserts in top. Stretcher steel bars are used on tops over 72" long.
Finish	Choice of standard powder coat colors – See "Color Selections" brochure

Table Tops

Table top core is CARB Phase I & Phase II Compliant. Laminate, wood veneer and phenolic backing are glued with water based adhesives.

Edge Selections

ERG offers a wide variety of table top edge materials including PVC, wood and laminate.

FINISHES

Table Bases and Legs

Finished in your choice of standard powder coat colors. Finishes listed at beginning of price list. For colors refer to "Color Selections" brochure. For actual color samples, please call Customer Service.

Laminate/Veneer Selections

ERG offers over 1000 standard laminate choices from Nevamar, Wilsonart, Formica and Pionite. Wood veneer is available in transparent stain colors - custom stain matching available.

OPTIONS

- CODE: STH - Special Table Height (any table height other than 29")
- CODE: GD - Ganging per table
- CODE: CRT - Racetrack table top
- CODE: COT - Oval table top
- CODE: CBT - Boat table top
- TABLE ACCESSORIES – Modesty Panels, Bridges, Grommets, Wire Management, Power & Communication Options, Table Dollies – see appropriate section in price list

MODEL / DESCRIPTION / LIST PRICING

LUNA | CONFERENCE | RECTANGLE

	Model Number	Table Top Size	Shpg. Wght.	Base Spread	LAMINATE TOP ASSORTED EDGES							VENEER TOP	
					GRP 1	GRP 2	GRP 3	GRP 4	GRP 5	GRP 6	GRP 7	GRP 8	GRP 9
RECTANGLE	LC4272	42 X 72	129	2-36TT	\$1712	\$1753	\$2042	\$2289	\$2783	\$3196	\$3690	\$4723	\$5138
	LC4284	42 X 84	144	2-36TT	\$1793	\$1837	\$2146	\$2410	\$2939	\$3380	\$3909	\$4967	\$5381
	LC4296	42 X 96	160	2-36TT	\$1850	\$1897	\$2227	\$2508	\$3072	\$3542	\$4106	\$5162	\$5556
	LC4872	48 X 72	142	2-36TT	\$1760	\$1803	\$2108	\$2370	\$2892	\$3329	\$3851	\$4882	\$5281
	LC4884	48 X 84	160	2-36TT	\$1985	\$2032	\$2360	\$2641	\$3203	\$3671	\$4234	\$5454	\$5956
	LC4896	48 X 96	178	2-36TT	\$2050	\$2100	\$2451	\$2752	\$3353	\$3854	\$4455	\$5672	\$6154
	LC48108	48 X 108	196	3-36TT	\$2207	\$2260	\$2633	\$2954	\$3594	\$4128	\$4768	\$6093	\$6623
	LC48120	48 X 120	214	3-36TT	\$2272	\$2329	\$2725	\$3065	\$3744	\$4311	\$4990	\$6312	\$6820
	LC48144*	48 X 144	250	3-36TT	\$2723	\$2786	\$3228	\$3607	\$4365	\$4996	\$5754	\$7455	\$8169
	LC6096	60 X 96	214	2-36TT	\$2358	\$2414	\$2809	\$3147	\$3823	\$4386	\$5063	\$6494	\$7076
	LC60108	60 X 108	237	3-36TT	\$2484	\$2544	\$2966	\$3328	\$4053	\$4656	\$5380	\$6864	\$7455
	LC60120	60 X 120	259	3-36TT	\$2632	\$2697	\$3147	\$3533	\$4306	\$4949	\$5721	\$7284	\$7901
	LC60144*	60 X 144	304	3-36TT	\$3227	\$3300	\$3806	\$4240	\$5108	\$5832	\$6701	\$8779	\$9680

* Asterisk after model number indicates 2 piece tops with center seam for tables 144" and longer

Note: Other sizes are available, please call ERG Customer Service.

OPTIONS

Add upcharge to list price and code to model number

STH	Special Table Height - any height other than 29"	\$250
GD	Ganging per table	\$95
CRT	Racetrack table top	add 20%

COT	Eliptical table top	add 20%
CBT	Boat table top	add 25%
STH	Special Table Height - any height other than 29"	\$350

MAYA CAFÉ TABLES

Harmony Series Italian cast iron table bases have a trumpet shape. Choose from a large selection of laminate or wood veneer tops. Many standard and optional metal finishes available including an optional two-tone base and foot ring.



ROUND CAFÉ TABLE



SQUARE CAFÉ TABLE



BAR HEIGHT TABLE WITH GLASS TOP

ORDERING INFORMATION

- | | |
|-------------------------------|------------------------------|
| 1) Series Name | 7) Edge Style Code and Color |
| 2) Model Number | 8) Wood Species |
| 3) Size | 9) Wood Stain Color |
| 4) Quantity | 10) Optional Items |
| 5) Powder Coat Frame Finish | |
| 6) Laminate Selection and No. | |

MAYA SPECIFICATIONS

Maya Base

- Table Height** Table height is 29" to 30" depending on table top specified. Bar Height table is 42".
- Column** Column made of 3", 14 gauge round tubular steel.
- Base** Maya base is made of 17" or 22" diameter base spread high grade G:20 Italian cast iron, depending on size of tabletop.
- Plate** Top plate is 19"x19" cast iron. The top plate, column and base are all assembled with a 1/2-13 tied rod.
- Assembly** Base mounts to tabletop with 1/4-20 x 1" machine screws into metal inserts in top; no wood screws are used.

Table Tops

Table top core is CARB Compliant 1.25" particle board. Laminate, wood veneer and phenolic backing are glued with water based adhesives.

Edge Selections

ERG offers a wide variety of table top edge materials including PVC, wood, aluminum, resin and laminate. Refer to "Table Edges and Profiles" at beginning of "Tables" section.

FINISHES

Table Bases and Legs

Finished in your choice of standard powder coat colors. Finishes listed at beginning of price list. For colors refer to "Color Selections" brochure. For actual color samples, please call Customer Service.

Laminate/Veneer Selections

ERG offers over 1000 standard laminate choices from Nevamar, Wilsonart, Formica and Pionite. Wood veneer is available in transparent stain colors - custom stain matching available.

OPTIONS

- CODE: 2TB - Two-Tone Base. For table column and footring in 2 different colors.
- CODE: STH - Special Table Height (any table height other than 29")
- CODE: RP - Painted Foot Ring for Bar Height Tables
- CODE: GD - Ganging

MODEL / DESCRIPTION / LIST PRICING

MAYA | CAFÉ | ROUND

Model Number	Table Top Size	Shpg. Wght.	Base Spread	LAMINATE TOP ASSORTED EDGES								VENEER TOP	
				GRP 1	GRP 2	GRP 3	GRP 4	GRP 5	GRP 6	GRP 7	GRP 8	GRP 9	
MA24D	24" Dia.	32	1-17"	\$657	\$674	\$739	\$781	\$904	\$1007	\$1130	\$1647	\$1922	
MA30D	30" Dia.	43	1-17"	\$700	\$720	\$801	\$851	\$1002	\$1127	\$1279	\$1788	\$2044	
MA36D	36" Dia.	53	1-22"	\$909	\$933	\$1031	\$1092	\$1275	\$1428	\$1611	\$2299	\$2655	
MA42D	42" Dia.	72	1-22"	\$988	\$1017	\$1130	\$1202	\$1416	\$1594	\$1809	\$2527	\$2887	
MA48D	48" Dia.	149	1-22"	\$1103	\$1137	\$1273	\$1358	\$1612	\$1824	\$2079	\$2849	\$3223	

MAYA | CAFÉ | SQUARE

Model Number	Table Top Size	Shpg. Wght.	Base Spread	LAMINATE TOP ASSORTED EDGES								VENEER TOP	
				GRP 1	GRP 2	GRP 3	GRP 4	GRP 5	GRP 6	GRP 7	GRP 8	GRP 9	
MA24S	24" Sq.	40	1-17"	\$657	\$674	\$739	\$781	\$904	\$1007	\$1130	\$1647	\$1922	
MA2430S	24x30 Sq.	49	1-17"	\$675	\$693	\$763	\$808	\$941	\$1052	\$1186	\$1701	\$1971	
MA30S	30" Sq.	54	1-17"	\$700	\$720	\$801	\$851	\$1002	\$1127	\$1279	\$1788	\$2044	
MA36S	36" Sq.	67	1-22"	\$937	\$962	\$1059	\$1120	\$1303	\$1456	\$1640	\$2361	\$2738	
MA42S	42" Sq.	90	1-22"	\$1007	\$1037	\$1153	\$1227	\$1447	\$1630	\$1849	\$2578	\$2942	

MAYA | CAFÉ | RECTANGLE

Model Number	Table Top Size	Shpg. Wght.	Base Spread	LAMINATE TOP ASSORTED EDGES								VENEER TOP	
				GRP 1	GRP 2	GRP 3	GRP 4	GRP 5	GRP 6	GRP 7	GRP 8	GRP 9	
MA2448	24x48 Sq.	70	2-17"	\$1290	\$1319	\$1435	\$1508	\$1727	\$1910	\$2129	\$3189	\$3767	
MA2460	24x60 Sq.	79	2-17"	\$1358	\$1394	\$1533	\$1619	\$1880	\$2098	\$2359	\$3414	\$3970	
MA3048	30x48 Sq.	79	2-17"	\$1295	\$1327	\$1458	\$1539	\$1785	\$1988	\$2234	\$3247	\$3782	
MA3060	30x60 Sq.	90	2-17"	\$1428	\$1465	\$1616	\$1711	\$1994	\$2230	\$2513	\$3605	\$4172	

Note: When optional base finish is required, please multiply upcharge by 2 for tables supported with an extra base.

MAYA | CAFÉ - BAR HEIGHT

Model Number	Table Top Size	Shpg. Wght.	Base Spread	LAMINATE TOP ASSORTED EDGES								VENEER TOP	
				GRP 1	GRP 2	GRP 3	GRP 4	GRP 5	GRP 6	GRP 7	GRP 8	GRP 9	
MAH24D	24" Dia.	40	1-22"	\$818	\$834	\$901	\$941	\$1064	\$1167	\$1291	\$1996	\$2391	
MAH30D	30" Dia.	50	1-22"	\$879	\$899	\$980	\$1030	\$1181	\$1307	\$1458	\$2177	\$2568	
MAH36D	36" Dia.	63	1-22"	\$1055	\$1080	\$1177	\$1239	\$1422	\$1575	\$1758	\$2617	\$3083	
MAH36S	36" Sq.	67	1-22"	\$1088	\$1113	\$1211	\$1271	\$1454	\$1607	\$1791	\$2688	\$3179	

OPTIONS

Add upcharge to list price and code to model number

2TB	Two-Tone Base - per table	\$110	RP	Painted Foot Ring for Bar Height Table	\$110
STH	Special Table Height - other than 29"	\$150 per base	GD	Ganging per table	\$95

MONACO

Monaco Series features a square stainless steel column with a stainless steel base. This series is an ERG economically priced offering.

STAINLESS STEEL



MONACO LAMINATE TOP



MONACO FIBERGLASS TOP

ORDER INFORMATION

- | | |
|-----------------|-------------------------------|
| 1) Series Name | 5) Laminate Selection and No. |
| 2) Model Number | 6) Edge Style Code and Color |
| 3) Size | 7) Optional Items |
| 4) Quantity | |

MONACO CAFÉ BASE SPECIFICATIONS

Monaco Base

Table Height	Table height is 29" to 30" depending on table top specified. Bar Height table is 42".
Column	3.15" square stainless steel #201.
Base	Square stainless steel #201. Base spread is 17", 22" or 26"
Spider	Depending on size of tabletop: 13" X 13" square 24" x 24" square
Glides	Adjustable glides
Assembly	Base mounts to tabletop with ¼-20 x 1" machine screws into metal inserts in top. NO WOOD SCREWS ARE USED.

FINISHES

Table Base

Stainless steel #201 finish is standard. Optional standard powder coat colors are available.

Laminate/Veneer Selections

ERG offers over 1000 standard laminate choices from Nevamar, Wilsonart, Formica and Pionite. Wood veneer is available in transparent stain colors - custom stain matching available.

Special Edge Note:

Square tables using PVC T-edge will have a 2" radius on all corners. When ganging or butting tables together, ERG recommends using 3mm flat edge or flat wood edge.

OPTIONS

- CODE: SF - Powder Coat finish in choice of standard colors.
- CODE: GD - Ganging

MODEL / DESCRIPTION / LIST PRICING

MONACO | CAFÉ | ROUND | STAINLESS STEEL BASE

ROUND

Model Number	Table Top Size	Shpg. Wght.	Base Spread	LAMINATE TOP ASSORTED EDGES							VENEER TOP	
				GRP 1	GRP 2	GRP 3	GRP 4	GRP 5	GRP 6	GRP 7	GRP 8	GRP 9
MON24D	24" Dia.	60	17"	\$467	\$476	\$541	\$596	\$706	\$798	\$908	\$1082	\$1257
MON30D	30" Dia.	63	22"	\$562	\$574	\$658	\$731	\$877	\$998	\$1144	\$1318	\$1505
MON36D	36" Dia.	73	22"	\$630	\$645	\$748	\$836	\$1012	\$1159	\$1335	\$1496	\$1682
MON42D	42" Dia.	108	26"	\$788	\$808	\$941	\$1057	\$1285	\$1477	\$1707	\$1883	\$2101
MON48D	48" Dia.	117	26"	\$913	\$936	\$1098	\$1237	\$1515	\$1746	\$2024	\$2196	\$2426

MONACO | CAFÉ | SQUARE | STAINLESS STEEL BASE

SQUARE

Model Number	Table Top Size	Shpg. Wght.	Base Spread	LAMINATE TOP ASSORTED EDGES							VENEER TOP	
				GRP 1	GRP 2	GRP 3	GRP 4	GRP 5	GRP 6	GRP 7	GRP 8	GRP 9
MON24S	24" Sq.	38	17"	\$465	\$474	\$541	\$598	\$712	\$807	\$921	\$1083	\$1249
MON2430S	24x30 Sq.	74	22"	\$497	\$509	\$587	\$653	\$786	\$898	\$1031	\$1172	\$1330
MON30S	30" Sq.	74	22"	\$553	\$565	\$650	\$723	\$868	\$990	\$1136	\$1300	\$1480
MON36S	36" Sq.	92	22"	\$639	\$654	\$760	\$851	\$1032	\$1184	\$1364	\$1519	\$1704
MON42S	42" Sq.	135	26"	\$841	\$860	\$994	\$1109	\$1338	\$1530	\$1759	\$1988	\$2248
MON48S	48" Sq.	132	26"	\$1072	\$1100	\$1297	\$1465	\$1802	\$2083	\$2420	\$2595	\$2846

OPTIONS

Add upcharge to list price and code to model number

SF	Powder Coat finish - in standard colors	\$60 per base	GD	Ganging per table	\$95
----	---	---------------	----	-------------------	------

MODEL / DESCRIPTION / LIST PRICING

MONACO | CAFÉ | RECTANGLE | STAINLESS STEEL BASE


RECTANGLE

Model Number	Table Top Size	Shpg. Wght.	Base Spread	LAMINATE TOP ASSORTED EDGES							VENEER TOP	
				GRP 1	GRP 2	GRP 3	GRP 4	GRP 5	GRP 6	GRP 7	GRP 8	GRP 9
MON2448	24x48 Sq.	70	2-17"	\$760	\$776	\$882	\$974	\$1158	\$1310	\$1493	\$1765	\$2043
MON2460	24x60 Sq.	79	2-17"	\$794	\$811	\$930	\$1032	\$1236	\$1405	\$1609	\$1860	\$2128
MON3048	30x48 Sq.	79	2-17"	\$791	\$808	\$926	\$1026	\$1229	\$1398	\$1600	\$1852	\$2121
MON3060	30x60 Sq.	90	2-17"	\$838	\$858	\$992	\$1108	\$1338	\$1531	\$1761	\$1984	\$2240

Note: When optional base finish is required, please multiply upcharge by 2 for tables supported with an extra base.

MONACO | BAR HEIGHT | ROUND | STAINLESS STEEL BASE


ROUND

Model Number	Table Top Size	Shpg. Wght.	Base Spread	LAMINATE TOP ASSORTED EDGES							VENEER TOP	
				GRP 1	GRP 2	GRP 3	GRP 4	GRP 5	GRP 6	GRP 7	GRP 8	GRP 9
MONH24D	24" Dia.	65	22"	\$568	\$577	\$642	\$696	\$806	\$899	\$1008	\$1282	\$1538
MONH30D	30" Dia.	70	22"	\$662	\$674	\$759	\$832	\$978	\$1099	\$1245	\$1518	\$1786
MONH36D	36" Dia.	75	26"	\$761	\$776	\$879	\$967	\$1143	\$1290	\$1466	\$1758	\$2049

MONACO | BAR HEIGHT | SQUARE | STAINLESS STEEL BASE


SQUARE

Model Number	Table Top Size	Shpg. Wght.	Base Spread	LAMINATE TOP ASSORTED EDGES							VENEER TOP	
				GRP 1	GRP 2	GRP 3	GRP 4	GRP 5	GRP 6	GRP 7	GRP 8	GRP 9
MONH36S	36" Sq.	80	26"	\$726	\$742	\$848	\$938	\$1119	\$1271	\$1452	\$1694	\$1949

OPTIONS

Add upcharge to list price and code to model number

SF	Powder Coat finish - in standard colors	\$60 per base	GD	Ganging per table	\$95
----	---	---------------	----	-------------------	------



RECTANGLE CONFERENCE TABLE

ORDER INFORMATION

- | | |
|-----------------|------------------------------|
| 1) Series Name | 5) Laminate/Veneer Selection |
| 2) Model Number | 6) Edge Choice |
| 3) Size | 7) Optional Items |
| 4) Quantity | |

MONACO CONFERENCE SPECIFICATIONS

Conference Base

- Table Height** Table height is 29" to 30" depending on table top specified.
- Column** 3.15" square stainless steel #201.
- Base** Square stainless steel #201. Base spread is 17", 22" or 26"
- Spider** Depending on size of tabletop:
13" X 13" square
24" x 24" square
- Glides** Adjustable glides
- Assembly** Base mounts to tabletop with 1/4-20 x 1" machine screws into metal inserts in top.
NO WOOD SCREWS ARE USED.

FINISHES

Table Base

Stainless steel #201 finish is standard. Optional standard powder coat colors are available.

Laminate/Veneer Selections

ERG offers over 1000 standard laminate choices from Nevamar, Wilsonart, Formica and Pionite. Wood veneer is available in transparent stain colors - custom stain matching available.

Special Edge Note:

Square tables using PVC T-edge will have a 2" radius on all corners. When ganging or butting tables together, ERG recommends using 3mm flat edge or flat wood edge.

OPTIONS

- CODE: SF - Powder Coat finish in choice of standard colors.
- CODE: GD - Ganging per table
- CODE: CRT - Racetrack table top
- CODE: COT - Oval table top
- CODE: CBT - Boat table top
- TABLE ACCESSORIES - Modesty Panels, Bridges, Grommets, Wire Management, Power & Communication Options, Table Dollies - see appropriate section in price list



RACETRACK TABLE TOP OPTION

MODEL / DESCRIPTION / LIST PRICING

MONACO | CONFERENCE | RECTANGLE

	Model Number	Table Top Size	Shpg. Wght.	Base Spread	LAMINATE TOP ASSORTED EDGES							VENEER TOP	
					GRP 1	GRP 2	GRP 3	GRP 4	GRP 5	GRP 6	GRP 7	GRP 8	GRP 9
RECTANGLE	MONC4272	42 X 72	129	2-22"	\$2078	\$2120	\$2408	\$2655	\$3149	\$3562	\$4056	\$5528	\$6229
	MONC4284	42 X 84	144	2-22"	\$2159	\$2203	\$2512	\$2776	\$3305	\$3746	\$4275	\$5772	\$6472
	MONC4296	42 X 96	160	2-22"	\$2216	\$2263	\$2593	\$2875	\$3438	\$3908	\$4472	\$5966	\$6647
	MONC4872	48 X 72	142	2-22"	\$2126	\$2169	\$2474	\$2736	\$3258	\$3695	\$4217	\$5688	\$6372
	MONC4884	48 X 84	160	2-22"	\$2351	\$2398	\$2726	\$3007	\$3569	\$4037	\$4600	\$6259	\$7047
	MONC4896	48 X 96	178	2-22"	\$2416	\$2466	\$2817	\$3118	\$3719	\$4220	\$4821	\$6478	\$7245
	MONC48108	48 X 108	196	3-22"	\$2573	\$2626	\$2999	\$3320	\$3960	\$4494	\$5134	\$6898	\$7714
	MONC48120	48 X 120	214	3-22"	\$2638	\$2695	\$3091	\$3431	\$4110	\$4677	\$5356	\$7118	\$7911
	MONC48144	48 X 144	250	3-22"	\$3089	\$3152	\$3594	\$3973	\$4731	\$5362	\$6120	\$8261	\$9260
	MONC6096	60 X 96	214	2-26"	\$2724	\$2780	\$3175	\$3513	\$4189	\$4752	\$5429	\$7300	\$8167
	MONC60108	60 X 108	237	3-26"	\$2850	\$2910	\$3332	\$3694	\$4419	\$5022	\$5746	\$7669	\$8546
	MONC60120	60 X 120	259	3-26"	\$2998	\$3063	\$3513	\$3899	\$4672	\$5315	\$6087	\$8089	\$8992
	MONC60144	60 X 144	304	3-26"	\$3593	\$3666	\$4172	\$4606	\$5475	\$6198	\$7067	\$9584	\$10771

* Asterisk after model number indicates 2 piece tops with center seam for tables 144" and longer

Note: Other sizes are available, please call ERG Customer Service.

OPTIONS

Add upcharge to list price and code to model number

SF	Powder Coat finish - in standard colors	\$60 per base	COT	Eliptical table top	add 20%
GD	Ganging per table	\$95	CBT	Boat table top	add 25%
CRT	Racetrack table top	add 20%	STH	Special Table Height - any height other than 29"	\$350

MONTEGO

Montego Series has a welded steel base with a radial arc design. Available in Café and Bar Height models. Tops include laminate and wood veneer.



MONTEGO ROUND



MONTEGO SQUARE



MONTEGO BAR HEIGHT

ORDERING INFORMATION

- | | |
|-----------------------------|-------------------------------|
| 1) Series Name | 6) Laminate Selection and No. |
| 2) Model Number | 7) Edge Style Code and Color |
| 3) Size | 8) Wood Species |
| 4) Quantity | 9) Wood Stain Color |
| 5) Powder Coat Frame Finish | 10) Optional Items |

MONTEGO SPECIFICATIONS

Montego Base

- Table Height** Table height is 29" to 30" depending on table top specified. Bar Height table is 42".
- Column** 3" round 14 gauge steel tubing welded to base and top plate.
- Base** 22", 26" or 38" base spread of formed steel tubing curving up in a four pronged shape.
- Plate** The spider is 10" x 10" and 24" x 24" square, depending on table top size.
- Glides** Adjustable glides included.
- Assembly** Base mounts to top with 1/4"- 20 machine screws into metal inserts - NO WOOD SCREWS ARE USED. Base Is Completely Welded, No Tie Rod Used, No Base Assembly Required

Table Tops

Table top core is CARB Compliant 1.25" particle board. Laminate, wood veneer and phenolic backing are glued with water based adhesives.

Edge Selections

ERG offers a wide variety of table top edge materials including PVC, wood, aluminum, resin and laminate. Refer to "Table Edges and Profiles" at beginning of "Tables" section.

FINISHES

Table Bases and Legs

Finished in your choice of standard powder coat colors. Finishes listed at beginning of price list. For colors refer to "Color Selections" brochure. For actual color samples, please call Customer Service.

Laminate/Veneer Selections

ERG offers over 1000 standard laminate choices from Nevamar, Wilsonart, Formica and Pionite. Wood veneer is available in transparent stain colors - custom stain matching available.

OPTIONS

- CODE: STH - Special Table Height, for any table height other than 29" or bar-height
- CODE: GD - Ganging per table

MODEL / DESCRIPTION / LIST PRICING

MONTEGO | CAFÉ | ROUND



Model Number	Table Top Size	Shpg. Wght.	Base Spread	LAMINATE TOP ASSORTED EDGES							VENEER TOP	
				GRP 1	GRP 2	GRP 3	GRP 4	GRP 5	GRP 6	GRP 7	GRP 8	GRP 9
MT24D	24" Dia.	40	22"	\$598	\$614	\$661	\$725	\$876	\$915	\$994	\$1812	\$2523
MT30D	30" Dia.	52	26"	\$656	\$677	\$740	\$825	\$1025	\$1078	\$1184	\$2062	\$2816
MT36D	36" Dia.	60	32"	\$686	\$713	\$792	\$899	\$1150	\$1216	\$1348	\$2246	\$3006
MT42D	42" Dia.	76	32"	\$760	\$792	\$887	\$1013	\$1312	\$1392	\$1549	\$2532	\$3357
MT48D	48" Dia.	90	38"	\$873	\$910	\$1024	\$1177	\$1539	\$1635	\$1825	\$2943	\$3876
MT54D	54" Dia.	95	38"	\$1005	\$1055	\$1201	\$1398	\$1865	\$1987	\$2233	\$3494	\$4532
MT60D	60" Dia.	112	38"	\$1315	\$1373	\$1545	\$1775	\$2322	\$2467	\$2754	\$3919	\$5037

MONTEGO | CAFÉ | SQUARE



Model Number	Table Top Size	Shpg. Wght.	Base Spread	LAMINATE TOP ASSORTED EDGES							VENEER TOP	
				GRP 1	GRP 2	GRP 3	GRP 4	GRP 5	GRP 6	GRP 7	GRP 8	GRP 9
MT24S	24" Sq.	43	22"	\$603	\$619	\$669	\$734	\$889	\$930	\$1012	\$1835	\$2549
MT2430S	24x30 Sq.	48	22"	\$623	\$642	\$697	\$770	\$944	\$990	\$1083	\$1925	\$2653
MT30S	30" Sq.	57	26"	\$656	\$677	\$740	\$825	\$1025	\$1078	\$1184	\$2062	\$2816
MT36S	36" Sq.	76	32"	\$686	\$713	\$792	\$899	\$1150	\$1216	\$1348	\$2246	\$3006
MT42S	42" Sq.	95	38"	\$826	\$859	\$959	\$1093	\$1411	\$1494	\$1662	\$2733	\$3634
MT48S	48" Sq.	112	38"	\$906	\$947	\$1071	\$1238	\$1632	\$1735	\$1943	\$3094	\$4049

MONTEGO | CAFÉ | RECTANGLE



Model Number	Table Top Size	Shpg. Wght.	Base Spread	LAMINATE TOP ASSORTED EDGES							VENEER TOP	
				GRP 1	GRP 2	GRP 3	GRP 4	GRP 5	GRP 6	GRP 7	GRP 8	GRP 9
MT2448	24x48 Sq.	80	30"	\$794	\$821	\$900	\$1005	\$1254	\$1321	\$1452	\$2512	\$3418
MT2460	24x60 Sq.	90	2-22"	\$1172	\$1201	\$1290	\$1406	\$1685	\$1759	\$1905	\$3516	\$4922
MT3048	30x48 Sq.	95	38"	\$822	\$851	\$938	\$1054	\$1330	\$1403	\$1549	\$2635	\$3561
MT3060	30x60 Sq.	95	2-22"	\$1311	\$1346	\$1448	\$1584	\$1908	\$1994	\$2164	\$3960	\$5524

Note: When optional base finish is required, please multiply upcharge by 2 for tables supported with an extra base.

MONTEGO | BAR HEIGHT



Model Number	Table Top Size	Shpg. Wght.	Base Spread	LAMINATE TOP ASSORTED EDGES							VENEER TOP	
				GRP 1	GRP 2	GRP 3	GRP 4	GRP 5	GRP 6	GRP 7	GRP 8	GRP 9
MTH24D	24" Dia.	63	22"	\$840	\$856	\$904	\$967	\$1118	\$1158	\$1237	\$2418	\$3463
MTH30D	30" Dia.	73	26"	\$892	\$914	\$978	\$1062	\$1263	\$1315	\$1421	\$2654	\$3734
MTH36D	36" Dia.	86	26"	\$1061	\$1087	\$1167	\$1273	\$1524	\$1590	\$1722	\$3181	\$4454

OPTIONS

Add upcharge to list price and code to model number

STH	Special Table Height, other than 29" or bar-height	\$ 150 per base	GD	Ganging per table	\$ 95
-----	--	-----------------	----	-------------------	-------

NAPOLI

Napoli Series is an ERG special economically priced offering from ERG. Bases include X-base, T-base and Floor mount.



NAPOLI SQUARE



NAPOLI RECTANGLE



NAPOLI FLOOR MOUNT

ORDERING INFORMATION

- | | |
|----------------------------|-------------------------------|
| 1) Series Name | 6) Laminate Selection and No. |
| 2) Model Number | 7) Edge Style Code and Color |
| 3) Size | 8) Wood Species |
| 4) Quantity | 9) Wood Stain Color |
| 5) Powder Coat Base Finish | 10) Optional Items |

NAPOLI SPECIFICATIONS

Napoli Base

- Table Height** Table height is 29" to 30" depending on table top specified. Bar Height table is 42".
- Column** 3" round 14 gauge steel tubing welded to base and top plate.
- Base** The Napoli Base has a 22", 26" or 38" base spread of formed steel.
- Floor Mount** The Floor Mounted Base is made of 6" base spread diameter cast iron, with an 8" steel cover. Optional cover locking screw available.
- Plate** The spider is 10" x 10" and 24" x 24" square.
- Glides** Adjustable zinc rubber cushion glides
- Assembly** Base mounts to top with 1/4"- 20 machine screws into metal inserts - NO WOOD SCREWS ARE USED.



NAPOLI FOOT DETAIL
BLACK TEXTURE FINISH

FINISHES

Table Bases and Legs

Finished in standard powder coat colors.

Laminate/Veneer Selections

ERG offers over 1000 standard laminate choices from Nevamar, Wilsonart, Formica and Pionite. Wood veneer is available in transparent stain colors - custom stain matching available.

Special Edge Note

Square tables using PVC T-edge will have a 2" radius on all corners. When ganging or butting tables together, ERG recommends using 3mm flat edge or flat wood edge.

OPTIONS

- CODE: STH - Special Table Height, for any table height other than 29" or Bar Height.
- CODE: RP - Painted Foot Ring for Bar Height
- CODE: LCS - Locking Cover Screw for floor mount
- CODE: GD - Ganging

MODEL / DESCRIPTION / LIST PRICING

NAPOLI | CAFÉ | ROUND


ROUND

Model Number	Table Top Size	Shpg. Wght.	Base Spread	LAMINATE TOP ASSORTED EDGES							VENEER TOP	
				GRP 1	GRP 2	GRP 3	GRP 4	GRP 5	GRP 6	GRP 7	GRP 8	GRP 9
NP24D	24" Dia.	38	22"	\$389	\$398	\$462	\$517	\$627	\$719	\$829	\$1068	\$1167
NP30D	30" Dia.	55	22"	\$426	\$438	\$523	\$596	\$742	\$863	\$1009	\$1219	\$1280
NP36D	36" Dia.	88	30"	\$534	\$549	\$651	\$739	\$916	\$1063	\$1239	\$1515	\$1605
NP42D	42" Dia.	100	36"	\$732	\$751	\$885	\$999	\$1229	\$1421	\$1649	\$2054	\$2198
NP48D	48" Dia.	110	36"	\$812	\$835	\$997	\$1137	\$1414	\$1646	\$1924	\$2324	\$2442

NAPOLI | CAFÉ | SQUARE


SQUARE

Model Number	Table Top Size	Shpg. Wght.	Base Spread	LAMINATE TOP ASSORTED EDGES							VENEER TOP	
				GRP 1	GRP 2	GRP 3	GRP 4	GRP 5	GRP 6	GRP 7	GRP 8	GRP 9
NP24S	24" Sq.	48	22"	\$387	\$396	\$463	\$520	\$633	\$729	\$842	\$1071	\$1161
NP2430S	24x30 Sq.	53	22"	\$419	\$430	\$508	\$574	\$707	\$818	\$952	\$1179	\$1257
NP30S	30" Sq.	69	26"	\$417	\$430	\$515	\$588	\$733	\$854	\$999	\$1200	\$1254
NP36S	36" Sq.	111	30"	\$543	\$557	\$664	\$754	\$936	\$1087	\$1269	\$1544	\$1631
NP42S	42" Sq.	125	36"	\$740	\$760	\$893	\$1009	\$1238	\$1429	\$1659	\$2073	\$2224

NAPOLI | CAFÉ | RECTANGLE


RECTANGLE

Model Number	Table Top Size	Shpg. Wght.	Base Spread	LAMINATE TOP ASSORTED EDGES							VENEER TOP	
				GRP 1	GRP 2	GRP 3	GRP 4	GRP 5	GRP 6	GRP 7	GRP 8	GRP 9
NP2448	24x48 Sq.	70	22"x30"	\$681	\$697	\$803	\$895	\$1078	\$1231	\$1414	\$1853	\$2043
NP2460	24x60 Sq.	79	2-22"	\$714	\$732	\$851	\$953	\$1156	\$1326	\$1530	\$1967	\$2146
NP2472	24x72 Sq.	90	2-22"	\$746	\$764	\$894	\$1006	\$1228	\$1413	\$1636	\$2071	\$2239
NP3048	30x48 Sq.	79	2-22"	\$712	\$729	\$847	\$947	\$1150	\$1319	\$1520	\$1957	\$2137
NP3060	30x60 Sq.	90	2-22"	\$759	\$779	\$913	\$1029	\$1259	\$1452	\$1682	\$2117	\$2281
NPT3072	30x72 Sq.	102	2-22"	\$800	\$822	\$970	\$1098	\$1353	\$1565	\$1820	\$2254	\$2403

OPTIONS

Add upcharge to list price and code to model number

STH	Special Table Height, other than 29" or bar height	\$150 per base	LCS	Locking Cover Screw for floor mount	\$12
RP	Painted Footring for Bar Height	\$110	GD	Ganging per table	\$95

MODEL / DESCRIPTION / LIST PRICING

NAPOLI | BAR HEIGHT

	Model Number	Table Top Size	Shpg. Wght.	Base Spread	LAMINATE TOP ASSORTED EDGES							VENEER TOP	
					GRP 1	GRP 2	GRP 3	GRP 4	GRP 5	GRP 6	GRP 7	GRP 8	GRP 9
● ROUND	NPH24D	24" Dia.	63	22"	\$549	\$558	\$623	\$678	\$788	\$880	\$990	\$1422	\$1645
	NPH30D	30" Dia.	73	26"	\$586	\$598	\$683	\$756	\$902	\$1022	\$1168	\$1570	\$1757
	NPH36D	36" Dia.	86	30"	\$674	\$688	\$791	\$879	\$1056	\$1202	\$1379	\$1822	\$2020

NAPOLI | FLOOR MOUNT | ROUND

	Model Number	Table Top Size	Shpg. Wght.	Base Spread	LAMINATE TOP ASSORTED EDGES							VENEER TOP	
					GRP 1	GRP 2	GRP 3	GRP 4	GRP 5	GRP 6	GRP 7	GRP 8	GRP 9
● ROUND	NFM24D	24" Dia.	38	FM	\$380	\$389	\$453	\$509	\$619	\$710	\$821	\$1049	\$1141
	NFM30D	30" Dia.	55	FM	\$417	\$430	\$515	\$588	\$733	\$854	\$999	\$1200	\$1254
	NFM36D	36" Dia.	88	FM	\$508	\$522	\$625	\$713	\$889	\$1037	\$1213	\$1458	\$1526
	NFM42D	42" Dia.	96	FM	\$631	\$651	\$784	\$900	\$1128	\$1320	\$1550	\$1832	\$1899

NAPOLI | FLOOR MOUNT | SQUARE

	Model Number	Table Top Size	Shpg. Wght.	Base Spread	LAMINATE TOP ASSORTED EDGES							VENEER TOP	
					GRP 1	GRP 2	GRP 3	GRP 4	GRP 5	GRP 6	GRP 7	GRP 8	GRP 9
■ SQUARE	NFM24S	24" Sq.	48	FM	\$378	\$387	\$453	\$511	\$625	\$720	\$834	\$1051	\$1135
	NFM2430S	24x30 Sq.	53	FM	\$410	\$421	\$499	\$566	\$699	\$810	\$943	\$1160	\$1231
	NFM30S	30" Sq.	69	FM	\$409	\$421	\$505	\$578	\$724	\$846	\$991	\$1180	\$1228
	NFM36S	36" Sq.	111	FM	\$517	\$531	\$638	\$728	\$910	\$1061	\$1243	\$1487	\$1553

OPTIONS

Add upcharge to list price and code to model number

STH	Special Table Height, other than 29" or bar height	\$150 per base	LCS	Locking Cover Screw for floor mount	\$12
RP	Painted Footring for Bar Height	\$110	GD	Ganging per table	\$95

MODEL / DESCRIPTION / LIST PRICING

NAPOLI | FLOOR MOUNT | RECTANGLE

	Model Number	Table Top Size	Shpg. Wght.	Base Spread	LAMINATE TOP ASSORTED EDGES							VENEER TOP	
					GRP 1	GRP 2	GRP 3	GRP 4	GRP 5	GRP 6	GRP 7	GRP 8	GRP 9
RECTANGLE	NFM2448	24x48 Sq.	70	FM	\$662	\$678	\$785	\$877	\$1060	\$1213	\$1397	\$1813	\$1988
	NFM2460	24x60 Sq.	79	FM	\$697	\$713	\$832	\$934	\$1138	\$1308	\$1511	\$1926	\$2090
	NFM2472	24x72 Sq.	95	FM	\$598	\$631	\$764	\$848	\$1098	\$1306	\$1557	\$2140	\$2365
	NFM2748	27x48 Sq.	95	FM	\$539	\$567	\$681	\$753	\$967	\$1146	\$1360	\$1900	\$2120
	NFM2760	27x60 Sq.	95	FM	\$583	\$616	\$745	\$825	\$1067	\$1268	\$1510	\$2083	\$2306
	NFM3048	30x48 Sq.	79	FM	\$694	\$710	\$829	\$930	\$1132	\$1300	\$1503	\$1917	\$2082
	NFM3060	30x60 Sq.	90	FM	\$742	\$760	\$895	\$1011	\$1241	\$1433	\$1664	\$2077	\$2226
	NFM3072	30x72 Sq.	102	FM	\$782	\$803	\$952	\$1080	\$1334	\$1546	\$1802	\$2213	\$2348

NAPOLI | BAR HEIGHT | FLOOR MOUNT

	Model Number	Table Top Size	Shpg. Wght.	Base Spread	LAMINATE TOP ASSORTED EDGES							VENEER TOP	
					GRP 1	GRP 2	GRP 3	GRP 4	GRP 5	GRP 6	GRP 7	GRP 8	GRP 9
ROUND	NFMH24D	24" Dia.	59	FM	\$541	\$549	\$614	\$669	\$779	\$870	\$981	\$1402	\$1618
	NFMH30D	30" Dia.	65	FM	\$577	\$589	\$674	\$747	\$892	\$1014	\$1160	\$1551	\$1730
	NFMH36D	36" Dia.	90	FM	\$646	\$660	\$763	\$852	\$1028	\$1175	\$1351	\$1762	\$1939

NAPOLI | BAR HEIGHT | FLOOR MOUNT

	Model Number	Table Top Size	Shpg. Wght.	Base Spread	LAMINATE TOP ASSORTED EDGES							VENEER TOP	
					GRP 1	GRP 2	GRP 3	GRP 4	GRP 5	GRP 6	GRP 7	GRP 8	GRP 9
SQUARE	NFMH36S	36" Sq.	111	FM	\$655	\$670	\$776	\$866	\$1048	\$1199	\$1381	\$1792	\$1965

OPTIONS

Add upcharge to list price and code to model number

STH	Special Table Height, other than 29" or bar height	\$150 per base	LCS	Locking Cover Screw for floor mount	\$12
RP	Painted Footring for Bar Height	\$110	GD	Ganging per table	\$95



ORLANDO ROUND



ORLANDO SQUARE



ORLANDO RECTANGLE

ORDERING INFORMATION

- | | |
|-------------------------------|------------------------------|
| 1) Series Name | 5) Edge Style Code and Color |
| 2) Model Number | 6) Wood Stain Color |
| 3) Quantity | 7) Optional Items |
| 4) Laminate Selection and No. | |

ORLANDO SPECIFICATIONS

Orlando Base

- Table Height** 30"
- Frame** Solid Maple Wood Legs with steel stamped corner angle bracket
- Legs** Solid Maple Wood Legs 1.5" x 4" each having a full bullnose detail.
- Apron** Solid Maple Wood 1.5" x 4".
- Glides** Four factory installed, adjustable steel glides.
- Assembly** Assembly includes dowel construction with steel stamped corner angle bracket. Top has an average 2" overhang over apron. Shipped K-D easy to install sections
- Finish** Choice of transparent wood stain choices – See "Color Selections" brochure.

Table Tops

Table top core is CARB Compliant 1.25" particle board. Laminate and phenolic backing are glued with water based adhesives.

FINISHES

Apron, Edge and Legs

Finished in your choice of transparent wood stain choices. For colors refer to "Color Selections" brochure. For actual color samples, please call ERG Customer Service. Custom stain match is available

Laminate/Veneer Selections


ERG offers over 1000 standard laminate choices from Nevamar, Wilsonart, Formica and Pionite. Wood veneer is available in transparent stain colors - custom stain matching available.

OPTIONS


- CODE: STH - Special Table Height, for any table height other than 29".
- CODE: OAO - Special Top Overhang Over Apron.
- CODE: OLT - Orlando Laboratory Table.
- TABLE ACCESSORIES – Modesty Panels, Bridges, Grommets, Wire Management, Power & Communication Options, Table Dollies – see "Accessories" section in price list



3MM PVC EDGE



2" WIDE STRAIGHT WOOD EDGE



2" WIDE WOOD BULLNOSE EDGE

MODEL / DESCRIPTION / LIST PRICING

ORLANDO | SQUARE



Model Number	Table Top Size	Shpg. Wght.	LAMINATE TOP 3MM EDGES			LAMINATE TOP 2" WIDE WOOD EDGE	
			GRP 1	GRP 2	GRP 3	EDGE 7-D : STRAIGHT	EDGE 7-A : BULLNOSE
ORLT36S	36" square	40 lbs.	\$1827			\$2375	\$2421
ORLT42S	42" square	55 lbs.	\$1964			\$2552	\$2604
ORLT48S	48" square	68 lbs.	\$2184			\$2839	\$2895

ORLANDO | ROUND



Model Number	Table Top Size	Shpg. Wght.	LAMINATE TOP 3MM EDGES			LAMINATE TOP 2" WIDE WOOD EDGE	
			GRP 1	GRP 2	GRP 3	EDGE 7-D : STRAIGHT	EDGE 7-A : BULLNOSE
ORLT36R	36" Dia.	40 lbs.	\$1862			\$2420	\$2467
ORLT42R	42" Dia.	55 lbs.	\$2004			\$2604	\$2656
ORLT48R	48" Dia.	68 lbs.	\$2237			\$2908	\$2966

ORLANDO | RECTANGLE



Model Number	Table Top Size	Shpg. Wght.	LAMINATE TOP 3MM EDGES			LAMINATE TOP 2" WIDE WOOD EDGE	
			GRP 1	GRP 2	GRP 3	EDGE 7-D : STRAIGHT	EDGE 7-A : BULLNOSE
ORLT3060	30" X 60"	90 lbs.	\$2238			\$2910	\$2968
ORLT3072	30" X 72"	100 lbs.	\$2298			\$2987	\$3045
ORLT3090	30" X 90"	125 lbs.	\$2484			\$3228	\$3293
ORLT3660	36" X 60"	95 lbs.	\$2371			\$3083	\$3144
ORLT3672	36" X 72"	110 lbs.	\$2442			\$3174	\$3268
ORLT3690	36" X 90"	130 lbs.	\$2621			\$3407	\$3474
ORLT4260	42" X 60"	150 lbs.	\$2588			\$3363	\$3430
ORLT4272	42" X 72"	160 lbs.	\$2596			\$3374	\$3440
ORLT4290	42" X 90"	170 lbs.	\$2720			\$3534	\$3604
ORLT4860	48" X 60"	140 lbs.	\$2748			\$3571	\$3642
ORLT4872	48" X 72"	145 lbs.	\$2852			\$3707	\$3780
ORLT4890	48" X 90"	180 lbs.	\$2995			\$3894	\$3971

OPTIONS

Add upcharge to list price and code to model number

STH	Special Table Height, other than 29".	\$300	OLT	Orlando Laboratory Table	call
OAO	Special Top Overhang Over Apron	call			

PARMA TABLES

applications. The full laminate panel or metal leg versions provide the perfect solution for training, dining or multi-use areas.



PARMA LAMINATE (COUNTER HEIGHT) AND METAL (STANDARD HEIGHT) TABLES

ORDERING INFORMATION

- 1) Series Name
- 2) Model Number
- 3) Size
- 4) Quantity
- 5) Laminate Selection & No.
- 6) Powder Coat color (metal leg)
- 7) Optional Items

PARMA SPECIFICATIONS

Laminate Panel

Parma panel tables feature a 3" thick wood frame covered on all sides with high pressure laminate. Table frame is CARB Phase I & Phase II Compliant. Laminate and phenolic backing are glued with water based adhesives. Tables 72" and over will have steel stretcher bars installed within the table top for added stability.

Metal

The Parma metal leg tables are constructed with a 3" thick wood frame table top in your choice of laminate. The legs are made of formed and welded 14-gauge, 0.75" x 1.5" rectangular steel tubing. The two legs are attached together with two welded steel tubing cross members. Frames are sandblasted and finished in your choice of standard powder coat colors.

Table Tops/Solid Surface

Solid Surface and Stone table tops will be quoted upon request.

Glides

Factory installed steel glides includes on all Parma tables.

FINISHES

Table Tops/Panels - Laminate Selections


ERG offers over 1000 standard laminate choices from Nevamar, Wilsonart, Formica and Pionite.

Metal Table Legs

Finished in standard powder coat colors.

OPTIONS

- CODE: PRH36 - Counter height table top (36").
- CODE: PRH42 - Bar height table top (42").
- CODE: MH - Mouse Hole Slot (panel leg only).
- CODE: VD - Velcro Door (panel leg only).
- CODE: SHP - Laminate Shelving (includes metal span support bars - available on panel leg only).
- CODE: SSHP - Sliding Laminate Shelving (panel leg only).




factory installed table top power/data available
See accessories section for more details.

PARMA | METAL


RECTANGLE

Number	Size	Total Weight	List Price
PRM2460	24" X 60"	130	\$2740
PRM2472	24" X 72"	145	\$2790
PRM2484	24" X 84"	160	\$3120
PRM2496	24" X 96"	165	\$3245
PRM3060	30" X 60"	135	\$2810
PRM3072	30" X 72"	150	\$2920
PRM3084	30" X 84"	165	\$3240
PRM3096	30" X 96"	170	\$3560




PARMA METAL 30X84

PARMA | LAMINATE PANEL


RECTANGLE

Number	Size	Total Weight	List Price
PRML2460	24" X 60"	130	\$2890
PRML2472	24" X 72"	145	\$2940
PRML2484	24" X 84"	160	\$3270
PRML2496	24" X 96"	165	\$3395
PRML3060	30" X 60"	135	\$2960
PRML3072	30" X 72"	150	\$3070
PRML3084	30" X 84"	165	\$3390
PRML3096	30" X 96"	170	\$3710



PARMA PANEL TABLE 30X72



PARMA BAR HEIGHT
PANEL TABLE WITH
OPTIONAL SHELVING

OPTIONS

Add upcharge to list price and code to model number

PRH36	36" Counter Height	\$350
PRH42	42" Bar Height	\$425
MH	Mouse Hole Slot	\$135

VD	Velcro Door	\$310
SHP	Laminate Shelving	\$565
SSHP	Sliding Laminate Shelving	Call for Quote



ROUND CAFÉ



BAR HEIGHT

ORDERING INFORMATION

- | | |
|-----------------|-------------------------------|
| 1) Series Name | 5) Laminate Selection and No. |
| 2) Model Number | 6) Edge Style Code and Color |
| 3) Size | 7) Wood Species |
| 4) Quantity | 9) Wood Stain Color |
| 5) Frame Color | 10) Optional Items |
- (Hammertone Textured recommended)

PERLA SPECIFICATIONS

Perla Base

- Table Height** Table height is 29" to 30" depending on table top specified. Bar Height table is 42".
- Column** Column made of 3", 14 gauge round tubular steel.
- Base** The Perla base is made of 17", 22" or 28" diameter base spread cast iron, depending on size of tabletop.
- Plate** Top plate is 8"x8", 11"x11", or 24"x24" stamped steel, depending on size of tabletop.
- Assembly** A 0.25" thick stamped plate is 1/2-13 threaded and welded to the interior bottom portion of the 3" column. The top plate is completely welded to the 3" column. Perla disc base is field assembled to column with a 1/2-13 x 4" bolt from bottom of base into the welded plate in column for maximum strength, no tie-rod assembly. Base mounts to tabletop with 1/4-20 x 1" machine screws into metal inserts in top; NO WOOD SCREWS ARE USED.

Table Tops

Table top core is CARB Compliant 1.25" particle board. Laminate and phenolic backing are glued with water based adhesives.

Edge Selection

ERG offers a wide variety of table top edge materials including PVC, wood, aluminum, resin and laminate. Refer to "Table Edges and Profiles" at beginning of "Tables" section.

FINISHES

Table Bases and Legs

Finished in your choice of standard powder coat colors. Finishes listed at beginning of price list. For colors refer to "Color Selections" brochure. For actual color samples, please call Customer Service.

Laminate/Veneer Selections

ERG offers over 1000 standard laminate choices from Nevamar, Wilsonart, Formica and Pionite. Wood veneer is available in transparent stain colors - custom stain matching available.

OPTIONS

- CODE: PC - Polished Chrome Base.
- CODE: RP - Painted Foot Ring for Bar Height.
- CODE: RC - Polished Chrome Foot Ring for Bar Height.
- CODE: 2TB - Two Tone Base, for table column and foot ring in 2 different colors.



FOOT RING AND BASE
DETAIL

MODEL / DESCRIPTION / LIST PRICING

PERLA | CAFÉ | ROUND

	Model Number	Table Top Size	Shpg. Wght.	Base Spread	LAMINATE TOP ASSORTED EDGES							VENEER TOP	
					GRP 1	GRP 2	GRP 3	GRP 4	GRP 5	GRP 6	GRP 7	GRP 8	GRP 9
ROUND	PRL24D	24" Dia.	32	17"	\$463	\$479	\$545	\$587	\$709	\$812	\$935	\$1225	\$1353
	PRL30D	30" Dia.	43	22"	\$519	\$540	\$620	\$671	\$822	\$947	\$1098	\$1397	\$1516
	PRL36D	36" Dia.	53	22"	\$639	\$662	\$760	\$822	\$1005	\$1158	\$1341	\$1712	\$1865
	PRL42D	42" Dia.	72	28"	\$736	\$764	\$879	\$950	\$1164	\$1343	\$1556	\$1979	\$2149
	PRL48D	48" Dia.	86	28"	\$804	\$837	\$973	\$1058	\$1312	\$1525	\$1779	\$2199	\$2346

PERLA | CAFÉ | SQUARE

	Model Number	Table Top Size	Shpg. Wght.	Base Spread	LAMINATE TOP ASSORTED EDGES							VENEER TOP	
					GRP 1	GRP 2	GRP 3	GRP 4	GRP 5	GRP 6	GRP 7	GRP 8	GRP 9
SQUARE	PRL24S	24" Sq.	40	17"	\$466	\$482	\$548	\$589	\$711	\$814	\$938	\$1230	\$1359
	PRL2430S	24x30 Sq.	49	17"	\$483	\$500	\$571	\$616	\$749	\$860	\$993	\$1284	\$1408
	PRL30S	30" Sq.	54	22"	\$519	\$540	\$620	\$671	\$822	\$947	\$1098	\$1397	\$1516
	PRL36S	36" Sq.	67	22"	\$669	\$694	\$791	\$852	\$1036	\$1189	\$1372	\$1778	\$1954
	PRL42S	42" Sq.	90	28"	\$755	\$784	\$901	\$974	\$1194	\$1377	\$1596	\$2030	\$2204
	PRL48S	48" Sq.	107	28"	\$1094	\$1134	\$1295	\$1396	\$1698	\$1950	\$2252	\$2913	\$3194

PERLA | CAFÉ | RECTANGLE

	Model Number	Table Top Size	Shpg. Wght.	Base Spread	LAMINATE TOP ASSORTED EDGES							VENEER TOP	
					GRP 1	GRP 2	GRP 3	GRP 4	GRP 5	GRP 6	GRP 7	GRP 8	GRP 9
RECTANGLE	PRL2448	24x48	70	2-17"	\$890	\$912	\$1003	\$1059	\$1228	\$1370	\$1538	\$2234	\$2600
	PRL2460	24x60	79	2-17"	\$924	\$948	\$1049	\$1113	\$1302	\$1460	\$1649	\$2342	\$2699
	PRL3048	30x48	79	2-17"	\$920	\$946	\$1046	\$1109	\$1296	\$1453	\$1640	\$2334	\$2690
	PRL3060	30x60	90	2-17"	\$971	\$1000	\$1116	\$1189	\$1406	\$1588	\$1805	\$2496	\$2836

Note: When optional base finish is required, please multiply upcharge by 2 for tables supported with an extra base.

PERLA | BAR HEIGHT

	Model Number	Table Top Size	Shpg. Wght.	Base Spread	LAMINATE TOP ASSORTED EDGES							VENEER TOP	
					GRP 1	GRP 2	GRP 3	GRP 4	GRP 5	GRP 6	GRP 7	GRP 8	GRP 9
ROUND	PRLH24D	24" Dia.	40	22"	\$628	\$645	\$710	\$751	\$875	\$977	\$1100	\$1583	\$1835
	PRLH30D	30" Dia.	52	22"	\$688	\$709	\$789	\$840	\$991	\$1117	\$1268	\$1765	\$2012
	PRLH36D	36" Dia.	63	28"	\$808	\$832	\$930	\$991	\$1174	\$1327	\$1510	\$2081	\$2361
	PRLH36S	36" Sq.	67	28"	\$820	\$844	\$942	\$1003	\$1187	\$1340	\$1523	\$2106	\$2395

SQUARE

OPTIONS

Add upcharge to list price and code to model number

PC	Polished Chrome Base, 17"	\$80
PC	Polished Chrome Base, 22"	\$95
PC	Polished Chrome Base, 28"	\$180
PC	Polished Chrome Base, 22" Bar Height.	\$125

PC	Polished Chrome Base, 28" Bar Height	\$210
RP	Painted Footring	\$110
RC	Polished Chrome Footring	\$130
2TB	Two-Tone Base	\$110



POST RECTANGLE CONFERENCE TABLE



POST RACETRACK CONFERENCE TABLE

ORDERING INFORMATION

- | | |
|-----------------|-------------------------------|
| 1) Series Name | 5) Laminate Selection and No. |
| 2) Model Number | 6) Edge Style Code and Color |
| 3) Size | 7) Wood Species |
| 4) Quantity | 9) Wood Stain Color |
| 5) Frame Color | 10) Optional Items |

POST CONFERENCE SPECIFICATIONS

Post Base

- Table Height** Table height is 29" to 30" depending on table top specified.
- Legs** The Post leg is made with 2" or 3", 14 gauge round steel tubing.
- Plate** 8" x 8" stamped metal plate.
- Glides** Adjustable glides.
- Assembly** Base mounts to top with 1/4" - 20 machine screws into metal inserts - NO WOOD SCREWS ARE USED.
- For tables over 72" in length, two heavy duty steel stretcher bars are provided.

Table Tops

Table top core is CARB Compliant 1.25" particle board. Laminate and phenolic backing are glued with water based adhesives.

Edge Selection

ERG offers a wide variety of table top edge materials including PVC, wood, aluminum, resin and laminate. Refer to "Table Edges and Profiles" at beginning of "Tables" section.

FINISHES

Table Bases and Legs

Finished in your choice of standard powder coat colors. Finishes listed at beginning of price list. For colors refer to "Color Selections" brochure. For actual color samples, please call Customer Service.

Laminate/Veneer Selections

ERG offers over 1000 standard laminate choices from Nevamar, Wilsonart, Formica and Pionite. Wood veneer is available in transparent stain colors - custom stain matching available.

OPTIONS

- CODE: STH - Special Table Height (any table height other than 29")
- CODE: GD - Ganging.
- CODE: COT - Oval table top
- CODE: CBT - Boat table top
- CODE: PC - Polished Chrome Legs
- TABLE ACCESSORIES - Modesty Panels, Bridges, Grommets, Wire Management, Power & Communication Options, Table Dollies - see "Accessories" section in price list

MODEL / DESCRIPTION / LIST PRICING

POST | CONFERENCE | RECTANGLE



RECTANGLE

Model Number	Table Top Size	Shpg. Wght	Base Spread	LAMINATE TOP ASSORTED EDGES									VENEER TOP	
				GRP 1	GRP 2	GRP 3	GRP 4	GRP 5	GRP 6	GRP 7	GRP 8	GRP 9		
PC4272	42 X 72	207	4-3"	\$1565	\$1653	\$1915	\$2265	\$3095	\$3313	\$3751	\$5662	\$7202		
PC4284	42 X 84	234	4-3"	\$1672	\$1771	\$2065	\$2458	\$3390	\$3636	\$4127	\$6144	\$7756		
PC4296	42 X 96	262	4-3"	\$1779	\$1889	\$2215	\$2651	\$3685	\$3957	\$4501	\$6627	\$8312		
PC4872	48 X 72	220	4-3"	\$1640	\$1735	\$2020	\$2399	\$3301	\$3538	\$4012	\$5998	\$7589		
PC4884	48 X 84	234	4-3"	\$1857	\$1966	\$2288	\$2718	\$3739	\$4008	\$4546	\$6794	\$8596		
PC4896	48 X 96	280	4-3"	\$1973	\$2092	\$2449	\$2926	\$4057	\$4354	\$4950	\$7315	\$9195		
PC48108	48 X 108	310	6-3"	\$2181	\$2311	\$2703	\$3226	\$4467	\$4793	\$5446	\$8064	\$10148		
PC48120	48 X 120	340	6-3"	\$2296	\$2439	\$2865	\$3434	\$4785	\$5141	\$5852	\$8585	\$10746		
PC48144*	48 X 144	380	6-3"	\$2709	\$2875	\$3371	\$4031	\$5600	\$6014	\$6840	\$10078	\$12646		
PC6096	60 X 96	316	4-3"	\$2178	\$2317	\$2735	\$3294	\$4619	\$4967	\$5665	\$8234	\$10251		
PC60108	60 X 108	351	6-3"	\$2453	\$2611	\$3086	\$3717	\$5218	\$5613	\$6402	\$9292	\$11561		
PC60120	60 X 120	385	6-3"	\$2586	\$2757	\$3271	\$3956	\$5583	\$6010	\$6866	\$9889	\$12247		
PC60144*	60 X 144	410	6-3"	\$3153	\$3358	\$3973	\$4793	\$6740	\$7253	\$8278	\$11983	\$14882		

* Asterisk after model number indicates 2 piece tops with center seam for tables 144" and longer

POST | CONFERENCE | RACETRACK



RACETRACK

Model Number	Table Top Size	Shpg. Wght	Base Spread	LAMINATE TOP ASSORTED EDGES									VENEER TOP	
				GRP 1	GRP 2	GRP 3	GRP 4	GRP 5	GRP 6	GRP 7	GRP 8	GRP 9		
PC4272RT	42 X 72	207	4-3"	\$1773	\$1881	\$2206	\$2640	\$3667	\$3937	\$4479	\$6598	\$8278		
PC4284RT	42 X 84	234	4-3"	\$1880	\$2000	\$2357	\$2832	\$3962	\$4260	\$4855	\$7080	\$8833		
PC4296RT	42 X 96	262	4-3"	\$1987	\$2117	\$2506	\$3025	\$4257	\$4581	\$5229	\$7563	\$9388		
PC4872RT	48 X 72	220	4-3"	\$1848	\$1964	\$2311	\$2774	\$3873	\$4162	\$4740	\$6934	\$8665		
PC4884RT	48 X 84	250	4-3"	\$2065	\$2194	\$2579	\$3092	\$4311	\$4632	\$5274	\$7730	\$9672		
PC4896RT	48 X 96	280	4-3"	\$2243	\$2390	\$2828	\$3412	\$4801	\$5166	\$5897	\$8532	\$10593		
PC48108RT	48 X 108	310	6-3"	\$2430	\$2585	\$3052	\$3675	\$5153	\$5542	\$6320	\$9187	\$11440		
PC48120RT	48 X 120	340	6-3"	\$2546	\$2713	\$3215	\$3883	\$5471	\$5890	\$6726	\$9708	\$12038		
PC48144RT*	48 X 144	380	6-3"	\$2959	\$3149	\$3720	\$4480	\$6287	\$6763	\$7714	\$11201	\$13938		
PC6096RT	60 X 96	316	4-3"	\$2427	\$2592	\$3085	\$3743	\$5305	\$5716	\$6538	\$9357	\$11543		
PC60108RT	60 X 108	351	6-3"	\$2703	\$2886	\$3435	\$4166	\$5904	\$6362	\$7276	\$10416	\$12852		
PC60120RT	60 X 120	385	6-3"	\$2794	\$2986	\$3562	\$4331	\$6155	\$6634	\$7594	\$10825	\$13323		
PC60144RT*	60 X 144	410	6-3"	\$3725	\$3987	\$4774	\$5823	\$8314	\$8969	\$10280	\$14557	\$17843		

* Asterisk after model number indicates 2 piece tops with center seam for tables 144" and longer

OPTIONS

Add upcharge to list price and code to model number

GD	Ganging, per table	\$95	CBT	Boat table top	add 25%
STH	Special Table Height, other than 29"	\$200	PC	Polished Chrome - per leg	\$40
COT	Elliptical table top	add 20%	STH	Special Table Height - any height other than 29"	\$350



STANDARD ROUND POST LEG



SQUARE POST LEG



ROXBY 2 TONE FOOT OPTION

ORDERING INFORMATION

- | | |
|-------------------------------|-------------------------------|
| 1) Series Name | 7) Edge Style Code and Color |
| 2) Model Number | 8) Round or Square Leg Column |
| 3) Size | 9) Optional Footing Style |
| 4) Quantity | 10) Wood Stain Color |
| 5) Frame Color | 11) Optional Items |
| 6) Laminate Selection and No. | |

POST-ROXBY SPECIFICATIONS

Post Base and Roxby Foot

- Table Height** Table height is 29" to 30" depending on table top specified.
- Legs** The Post leg is made with 2" or 3", 14 gauge round steel tubing.
Optional Roxby foot made of solid CNC machined steel, threaded for adjustable glides, is welded to bottom of 2" round column.
- Plate** 2" x 4" or 8" x 8" stamped metal plate.
- Glides** Factory installed 2" industrial strength adjustable poly steel glides are standard.
- Assembly** Post/Roxby base is a completely welded one piece base, no tie-rod assembly. The top plate is welded to the vertical column. Base mounts to tabletop with ¼-20 x 1" machine screws into metal inserts in top; **NO WOOD SCREWS ARE USED.**

Table Tops

Table top core is CARB Compliant 1.25" particle board. Laminate and phenolic backing are glued with water based adhesives.

Easy-Fold Mechanism

Lightweight, heavy-duty, and very easy to operate. On folding models, lightweight designer-styled mechanism offers soft visual aesthetics ("non-industrial look"), consists of a nylon injection molded housing, cast aluminum pivot and metal locking slider. Rigid, taper locking design is activated by single lever that also locks in folded position. Legs fold flat and can be stored horizontally. ANSI/BIFMA tested.

FINISHES

Laminate/Veneer Selections


ERG offers over 1000 standard laminate choices from Nevamar, Wilsonart, Formica and Pionite. Wood veneer is available in transparent stain colors - custom stain matching available.

Edge Selection

ERG offers a wide variety of table top edge materials including PVC, wood, aluminum, resin and laminate. Refer to "Table Edges and Profiles" at beginning of "Tables" section.

OPTIONS

- CODE: **SL** Square or **RL** Round Leg/Column.
Specify when ordering. **No Upcharge.**
Square column not available with Roxby foot.
- CODE: RF - Roxby Foot, for round column.
- CODE: RCF - Roxby Foot in Contrasting Color, for round column.
Note: This color must be different than leg finish color.
- CODE: CAS - Mobile Casters. Not available with Roxby foot.
- CODE: GD - Ganging.
- CODE: STH - Special Table Height, for any table height other than 29".
- CODE: PC - Polished Chrome Legs
- TABLE ACCESSORIES - Modesty Panels, Bridges, Grommets, Wire Management, Power & Communication Options, Table Dollies - see "Accessories" section in price list



MODEL / DESCRIPTION / LIST PRICING

POST | ROUND TOP | STATIONARY LEGS

Post Round tables 24" & 30" diameter will have 3 post legs



ROUND

Model Number	Table Top Size	Shpg. Wght	Base Spread	LAMINATE TOP ASSORTED EDGES							VENEER TOP	
				GRP 1	GRP 2	GRP 3	GRP 4	GRP 5	GRP 6	GRP 7	GRP 8	GRP 9
PT24D	24" Dia.	32	3 x 2"	\$754	\$770	\$833	\$873	\$992	\$1091	\$1210	\$1849	\$2204
PT30D	30" Dia.	43	3 x 2"	\$757	\$778	\$861	\$914	\$1071	\$1202	\$1359	\$1923	\$2211
PT36D	36" Dia.	53	4 x 2"	\$920	\$945	\$1047	\$1111	\$1301	\$1459	\$1649	\$2337	\$2688
PT42D	42" Dia.	72	4 x 2"	\$992	\$1023	\$1148	\$1226	\$1459	\$1654	\$1888	\$2571	\$2900
PT48D	48" Dia.	86	4 x 2"	\$1072	\$1110	\$1259	\$1354	\$1635	\$1870	\$2151	\$2829	\$3132
PT54D	54" Dia.	101	4 x 3"	\$1435	\$1498	\$1749	\$1905	\$2376	\$2768	\$3240	\$3954	\$4190
PT60D	60" Dia.	118	4 x 3"	\$1575	\$1648	\$1944	\$2129	\$2683	\$3145	\$3699	\$4405	\$4597

POST | SQUARE TOP | STATIONARY LEGS



SQUARE

Model Number	Table Top Size	Shpg. Wght	Base Spread	LAMINATE TOP ASSORTED EDGES							VENEER TOP	
				GRP 1	GRP 2	GRP 3	GRP 4	GRP 5	GRP 6	GRP 7	GRP 8	GRP 9
PT24S	24" Sq.	40	4 x 2"	\$841	\$858	\$924	\$964	\$1088	\$1190	\$1312	\$2046	\$2459
PT2430S	24x30 Sq.	49	4 x 2"	\$866	\$885	\$959	\$1005	\$1143	\$1258	\$1397	\$2128	\$2532
PT30S	30" Sq.	54	4 x 2"	\$823	\$843	\$928	\$980	\$1137	\$1268	\$1425	\$2066	\$2404
PT36S	36" Sq.	67	4 x 2"	\$930	\$956	\$1060	\$1125	\$1322	\$1484	\$1681	\$2367	\$2716
PT42S	42" Sq.	90	4 x 2"	\$1016	\$1049	\$1181	\$1264	\$1511	\$1718	\$1966	\$2647	\$2968
PT48S	48" Sq.	107	4 x 2"	\$1345	\$1400	\$1622	\$1761	\$2178	\$2525	\$2941	\$3661	\$3926
PT54S	54" Sq.	126	4 x 3"	\$1415	\$1477	\$1722	\$1875	\$2334	\$2716	\$3176	\$3892	\$4134
PT60S	60" Sq.	148	4 x 3"	\$1555	\$1628	\$1917	\$2098	\$2641	\$3093	\$3636	\$4343	\$4541

OPTIONS

Add upcharge to list price and code to model number

RF	Roxby Footing, per table.	\$90
RCF	Roxby Footing in Contrasting Color, per table.	\$78
CAS	Mobile Casters, per table	\$98
GD	Ganging, per table	\$95

STH	Special Table Height, other than 29"	\$200
SL	Square Leg/Column	-
RL	Round Leg	-
PC	Polished Chrome - per leg	\$40

MODEL / DESCRIPTION / LIST PRICING

POST | RECTANGLE TOP | STATIONARY LEGS

Model Number	Table Top Size	Shpg. Wght	Base Spread	LAMINATE TOP ASSORTED EDGES							VENEER TOP	
				GRP 1	GRP 2	GRP 3	GRP 4	GRP 5	GRP 6	GRP 7	GRP 8	GRP 9
PT2448	24 X 48	70	4 x 2"	\$1002	\$1031	\$1148	\$1221	\$1440	\$1622	\$1842	\$2565	\$2927
PT2460	24 X 60	79	4 x 2"	\$1071	\$1106	\$1245	\$1332	\$1593	\$1811	\$2071	\$2790	\$3128
PT2472	24 X 72	88	4 x 2"	\$1070	\$1108	\$1256	\$1350	\$1630	\$1863	\$2143	\$2822	\$3125
PT2484	24 X 84	97	4 x 2"	\$1125	\$1167	\$1334	\$1438	\$1751	\$2012	\$2325	\$3001	\$3286
PT2496	24 X 96	106	4 x 2"	\$1171	\$1217	\$1399	\$1512	\$1853	\$2137	\$2477	\$3150	\$3421
PT3048	30 X 48	79	4 x 2"	\$1044	\$1077	\$1207	\$1290	\$1535	\$1739	\$1983	\$2704	\$3051
PT3060	30 X 60	118	4 x 2"	\$1108	\$1145	\$1296	\$1390	\$1673	\$1908	\$2191	\$2909	\$3235
PT3072	30 X 72	147	4 x 2"	\$1128	\$1170	\$1338	\$1444	\$1759	\$2021	\$2336	\$3011	\$3295
PT3084	30 X 84	113	4 x 2"	\$1229	\$1279	\$1480	\$1606	\$1981	\$2294	\$2670	\$3338	\$3591
PT3096	30 X 96	158	4 x 2"	\$1254	\$1306	\$1514	\$1645	\$2035	\$2361	\$2752	\$3418	\$3663
PT3660	36 X 60	131	4 x 2"	\$1153	\$1198	\$1374	\$1484	\$1814	\$2089	\$2419	\$3093	\$3369
PT3672	36 X 72	163	4 x 2"	\$1215	\$1264	\$1459	\$1582	\$1949	\$2255	\$2622	\$3292	\$3547
PT3684	36 X 84	129	4 x 2"	\$1295	\$1350	\$1571	\$1710	\$2125	\$2471	\$2886	\$3551	\$3781
PT3696	36 X 96	176	4 x 2"	\$1356	\$1416	\$1658	\$1808	\$2260	\$2636	\$3088	\$3749	\$3960

POST | ALMOST SQUARE TOP | STATIONARY LEGS

Model Number	Table Top Size	Shpg. Wght	Base Spread	LAMINATE TOP ASSORTED EDGES							VENEER TOP	
				GRP 1	GRP 2	GRP 3	GRP 4	GRP 5	GRP 6	GRP 7	GRP 8	GRP 9
PT48AS	48" Almost Sq.	107	4 x 2"	\$1438	\$1494	\$1716	\$1855	\$2271	\$2619	\$3036	\$3866	\$4202
PT54AS	54" Almost Sq.	126	4 x 3"	\$1510	\$1571	\$1816	\$1969	\$2428	\$2811	\$3270	\$4096	\$4410
PT60AS	60" Almost Sq.	148	4 x 3"	\$1649	\$1721	\$2011	\$2192	\$2735	\$3188	\$3730	\$4548	\$4816

OPTIONS

Add upcharge to list price and code to model number

RF	Roxby Footing, per table.	\$90	STH	Special Table Height, other than 29"	\$200
RCF	Roxby Footing in Contrasting Color, per table.	\$78	SL	Square Leg/Column	-
CAS	Mobile Casters, per table	\$98	RL	Round Leg	-
GD	Ganging, per table	\$95	PC	Polished Chrome - per leg	\$40

MODEL / DESCRIPTION / LIST PRICING

POST | ROUND TOP | EASY FOLD



ROUND

Model Number	Table Top Size	Shpg. Wght	Base Spread	LAMINATE TOP ASSORTED EDGES								VENEER TOP	
				GRP 1	GRP 2	GRP 3	GRP 4	GRP 5	GRP 6	GRP 7	GRP 8	GRP 9	
PF42D	42" Dia.	101	4 x 2"	\$1463	\$1494	\$1619	\$1697	\$1930	\$2126	\$2359	\$3593	\$4278	
PF48D	48" Dia.	114	4 x 2"	\$1543	\$1581	\$1732	\$1825	\$2106	\$2341	\$2622	\$3852	\$4510	
PF54D	54" Dia.	129	4 x 2"	\$1556	\$1594	\$1747	\$1844	\$2132	\$2372	\$2661	\$3891	\$4545	
PF60D	60" Dia.	147	4 x 2"	\$1752	\$1806	\$2023	\$2159	\$2566	\$2904	\$3310	\$4528	\$5119	

POST | SQUARE TOP | EASY FOLD



SQUARE

Model Number	Table Top Size	Shpg. Wght	Base Spread	LAMINATE TOP ASSORTED EDGES								VENEER TOP	
				GRP 1	GRP 2	GRP 3	GRP 4	GRP 5	GRP 6	GRP 7	GRP 8	GRP 9	
PF42S	42" Sq.	113	4 x 2"	\$1440	\$1470	\$1587	\$1661	\$1880	\$2063	\$2283	\$3519	\$4211	
PF48S	48" Sq.	130	4 x 2"	\$1517	\$1554	\$1695	\$1784	\$2050	\$2271	\$2538	\$3769	\$4436	
PF54S	54" Sq.	149	4 x 2"	\$1627	\$1670	\$1847	\$1957	\$2288	\$2565	\$2895	\$4120	\$4752	
PF60S	60" Sq.	171	4 x 2"	\$1771	\$1826	\$2050	\$2189	\$2606	\$2955	\$3373	\$4590	\$5174	

POST | RECTANGLE TOP | EASY FOLD



RECTANGLE

Model Number	Table Top Size	Shpg. Wght	Base Spread	LAMINATE TOP ASSORTED EDGES								VENEER TOP	
				GRP 1	GRP 2	GRP 3	GRP 4	GRP 5	GRP 6	GRP 7	GRP 8	GRP 9	
PF3060	30 X 60	106	4 x 2"	\$1545	\$1584	\$1735	\$1828	\$2111	\$2347	\$2630	\$3860	\$4518	
PF3072	30 X 72	118	4 x 2"	\$1600	\$1641	\$1810	\$1915	\$2230	\$2492	\$2807	\$4034	\$4674	
PF3084	30 X 84	147	4 x 2"	\$1700	\$1751	\$1951	\$2077	\$2452	\$2765	\$3142	\$4362	\$4969	
PF3096	30 X 96	158	4 x 2"	\$1725	\$1777	\$1986	\$2116	\$2506	\$2832	\$3223	\$4442	\$5041	
PF3660	36 X 60	118	4 x 2"	\$1624	\$1669	\$1845	\$1955	\$2285	\$2560	\$2890	\$4115	\$4748	
PF3672	36 X 72	131	4 x 2"	\$1686	\$1735	\$1931	\$2053	\$2420	\$2726	\$3093	\$4314	\$4926	
PF3684	36 X 84	163	4 x 2"	\$1766	\$1822	\$2043	\$2181	\$2596	\$2942	\$3357	\$4574	\$5159	
PF3696	36 X 96	176	4 x 2"	\$1827	\$1888	\$2129	\$2280	\$2731	\$3108	\$3559	\$4773	\$5338	



Detail of Folding Mechanism



OPTIONS

Add upcharge to list price and code to model number

RF	Roxby Footing, per table.	\$90	GD	Ganging, per table	\$95
RCF	Roxby Footing in Contrasting Color, per table.	\$78	STH	Special Table Height, other than 29"	\$200
CAS	Mobile Casters, per table	\$98	PC	Polished Chrome - per leg	\$40

SAWYER

Sawyer series has a square steel base and square or round steel column offered in many finishes. Tops include laminate or wood veneer.



SAWYER SQUARE COLUMN,
ROUND TOP

ORDERING INFORMATION

- | | |
|-----------------|-------------------------------|
| 1) Series Name | 6) Laminate Selection and No. |
| 2) Model Number | 7) Edge Style Code and Color |
| 3) Column Style | 8) Wood Species |
| 4) Size | 9) Wood Stain Color |
| 5) Quantity | 10) Optional Items |

SAWYER SPECIFICATIONS

Table Height Table height is 28" to 30" depending on table top specified. Bar Height table is 42".

Column Square column is 2.5" x 2.5" steel. Optional round column is 3" round 14 gauge steel tubing.

Base Base is 16" or 24" square steel with steel cover.

Laminate or Wood Tops

Laminate or Wood tops are 1.25" thick offered in round and square tops.

Edge Selection

ERG offers a wide variety of table top edge materials including PVC, wood, aluminum, resin and laminate. Refer to "Table Edges and Profiles" at beginning of "Tables" section.

FINISHES

Table Base

Standard powder coat colors or optional polished chrome.

Laminate/Veneer Selections

ERG offers over 1000 standard laminate choices from Nevamar, Wilsonart, Formica and Pionite. Wood veneer is available in transparent stain colors - custom stain matching available.

OPTIONS

- CODE: PC - Polished Chrome
- CODE: SC - Square Column*
- CODE: RC - Round Column*
- CODE: GD - Ganging
- CODE: STH - Special Table Height (other than 29" or 42")

* No upcharge - specify when ordering.

powdercoat color is standard

polished chrome is upcharge



SAWYER
ROUND COLUMN

MODEL / DESCRIPTION / LIST PRICING

SAWYER | CAFÉ

	Model Number	Table Top Size	Shpg. Wght.	Base Spread	LAMINATE TOP ASSORTED EDGES							VENEER TOP	
					GRP 1	GRP 2	GRP 3	GRP 4	GRP 5	GRP 6	GRP 7	GRP 8	GRP 9
● ROUND	SAW24D	24" Dia.	46	16" Sq.	\$635	\$652	\$719	\$760	\$885	\$989	\$1113	\$1910	\$2376
	SAW30D	30" Dia.	63	16" Sq.	\$646	\$667	\$748	\$799	\$953	\$1080	\$1232	\$2010	\$2442
	SAW36D	36" Dia.	83	24" Sq.	\$932	\$956	\$1056	\$1117	\$1302	\$1457	\$1643	\$2808	\$3486
	SAW42D	42" Dia.	102	24" Sq.	\$1030	\$1058	\$1173	\$1246	\$1462	\$1643	\$1860	\$3132	\$3864
	SAW48D	48" Dia.	109	24" Sq.	\$1136	\$1173	\$1323	\$1416	\$1697	\$1931	\$2212	\$3565	\$4305
	SAW54D	54" Dia.	116	24" Sq.	\$1343	\$1396	\$1612	\$1747	\$2151	\$2489	\$2893	\$4400	\$5156
■ SQUARE	SAW60D	60" Dia.	123	24" Sq.	\$1454	\$1516	\$1768	\$1925	\$2396	\$2788	\$3259	\$4851	\$5616
	SAW24S	24" Sq.	43	16" Sq.	\$586	\$602	\$668	\$709	\$834	\$938	\$1063	\$1785	\$2198
	SAW2430S	24" x 30"	48	16" Sq.	\$602	\$621	\$693	\$737	\$873	\$985	\$1120	\$1855	\$2269
	SAW30S	30" Sq.	74	16" Sq.	\$712	\$733	\$814	\$865	\$1019	\$1146	\$1299	\$2177	\$2678
	SAW36S	36" Sq.	90	24" Sq.	\$955	\$979	\$1078	\$1140	\$1325	\$1480	\$1666	\$2865	\$3568
	SAW42S	42" Sq.	105	24" Sq.	\$1015	\$1045	\$1164	\$1238	\$1459	\$1644	\$1867	\$3113	\$3820
SAW48S	48" Sq.	112	24" Sq.	\$1133	\$1172	\$1328	\$1426	\$1718	\$1962	\$2255	\$3589	\$4306	

SAWYER | BAR HEIGHT

	Model Number	Table Top Size	Shpg. Wght.	Base Spread	LAMINATE TOP ASSORTED EDGES							VENEER TOP	
					GRP 1	GRP 2	GRP 3	GRP 4	GRP 5	GRP 6	GRP 7	GRP 8	GRP 9
● ROUND	SAWH24D	24" Dia.	53	16" Sq.	\$791	\$808	\$875	\$916	\$1041	\$1145	\$1269	\$2066	\$2532
	SAWH30D	30" Dia.	70	24" Sq.	\$802	\$823	\$904	\$955	\$1109	\$1236	\$1388	\$2166	\$2598
	SAWH36D	36" Dia.	80	24" Sq.	\$1088	\$1112	\$1212	\$1283	\$1458	\$1613	\$1799	\$2964	\$3642
■ SQUARE	SAWH24S	24" Sq.	58	16" Sq.	\$742	\$758	\$824	\$865	\$990	\$1094	\$1219	\$1941	\$2354
	SAWH2430S	24" x 30"	64	16" Sq.	\$758	\$777	\$849	\$893	\$1029	\$1141	\$1276	\$2011	\$2425
	SAWH30S	30" Sq.	75	24" Sq.	\$868	\$889	\$970	\$1021	\$1175	\$1302	\$1455	\$2333	\$2834
	SAWH36S	36" Sq.	85	24" Sq.	\$1111	\$1135	\$1234	\$1296	\$1481	\$1636	\$1822	\$3021	\$3724

OPTIONS

Add upcharge to list price and code to model number

PC	Polished Chrome, for each 16" base	\$75
PC	Polished Chrome, for each 24" base	\$120
PC	Polished Chrome Base, Bar Height	\$150
SC	Square Column	—

RC	Round Column	—
GD	Ganging per table	\$95
STH	Special Table Height, other than 29" or 42"	\$150

STARLA

Starla has a cast round base. Available in café and bar heights. Options include game top and foot ring for bar height. Tops available in laminate with optional resin edges and wood veneer.



STARLA BAR HEIGHT

ORDERING INFORMATION

- | | |
|--|-------------------------------|
| 1) Series Name | 6) Laminate Selection and No. |
| 2) Model Number | 7) Edge Style Code and Color |
| 3) Size | 8) Wood Stain Color |
| 4) Quantity | 9) Optional Items |
| 5) Frame Color
(Hammered texture recommended) | |

STARLA SPECIFICATIONS

Starla Base

- Table Height** Table height is 29" to 30" depending on table top specified. Bar Height table is 42".
- Column** 3" round 14 gauge steel tubing.
- Base** 17", 22" or 28" base spread diameter cast iron, depending on size of top.
- Plate** The spider is 10" x 10" and 24" x 24" square, depending on size of top.
- Glides** Adjustable stainless steel rubber cushion glides.
- Assembly** The base plate and spider are attached together with a 1/2"- 13 threaded tie rod and flange nut. Base mounts to top with 1/4"- 20 machine screws into metal inserts, NO WOOD SCREWS ARE USED.

Laminate or Wood Tops

Laminate or Wood tops are 1.25" thick offered in round and square.

Table Edge Selections

See "Table Edges and Profiles" in "Tables" section.

FINISHES

Table Base

Finished in your choice of standard powder coat colors. For colors refer to "Color Selections" brochure. For actual color samples, please call Customer Service.

Laminate/Veneer Selections

ERG offers over 1000 standard laminate choices from Nevamar, Wilsonart, Formica and Pionite. Wood veneer is available in transparent stain colors - custom stain matching available.

OPTIONS

- CODE: PC - Polished Chrome Base.
- CODE: 2TB - Two-Tone Base, for table column and footing in two different colors.
- CODE: RP - Painted Footring for Bar Height
- CODE: RC - Polished Chrome Footring for Bar Height.
- CODE: GT - Game Top, 36" Square.

MODEL / DESCRIPTION / LIST PRICING

STARLA | CAFÉ | ROUND



Model Number	Table Top Size	Shpg. Wght.	Base Spread	LAMINATE TOP ASSORTED EDGES							VENEER TOP	
				GRP 1	GRP 2	GRP 3	GRP 4	GRP 5	GRP 6	GRP 7	GRP 8	GRP 9
SRL24D	24" Dia.	43	17"	\$451	\$467	\$515	\$578	\$728	\$768	\$848	\$1445	\$1953
SRL30D	30" Dia.	65	22"	\$544	\$565	\$628	\$712	\$913	\$965	\$1355	\$1780	\$2380
SRL36D	36" Dia.	75	22"	\$652	\$678	\$758	\$863	\$1115	\$1181	\$1314	\$2159	\$2870
SRL42D	42" Dia.	120	28"	\$869	\$902	\$995	\$1122	\$1422	\$1500	\$1658	\$2805	\$3779
SRL48D	48" Dia.	129	28"	\$936	\$973	\$1088	\$1241	\$1603	\$1698	\$1889	\$3101	\$4122

STARLA | CAFÉ | SQUARE



Model Number	Table Top Size	Shpg. Wght.	Base Spread	LAMINATE TOP ASSORTED EDGES							VENEER TOP	
				GRP 1	GRP 2	GRP 3	GRP 4	GRP 5	GRP 6	GRP 7	GRP 8	GRP 9
SRL24S	24" Sq.	54	17"	\$456	\$472	\$521	\$587	\$742	\$783	\$864	\$1466	\$1978
SRL2430S	24x30 Sq.	59	17"	\$475	\$494	\$549	\$623	\$798	\$843	\$935	\$1557	\$2082
SRL30S	30" Sq.	81	22"	\$544	\$566	\$628	\$713	\$913	\$966	\$1072	\$1783	\$2384
SRL36S	36" Sq.	94	22"	\$653	\$679	\$758	\$864	\$1116	\$1182	\$1315	\$2161	\$2874
SRL42S	42" Sq.	150	28"	\$889	\$922	\$1022	\$1156	\$1475	\$1558	\$1725	\$2891	\$3879

STARLA | CAFÉ | RECTANGLE



Model Number	Table Top Size	Shpg. Wght.	Base Spread	LAMINATE TOP ASSORTED EDGES							VENEER TOP	
				GRP 1	GRP 2	GRP 3	GRP 4	GRP 5	GRP 6	GRP 7	GRP 8	GRP 9
SRL2448	24x48 Sq.	98	2-17"	\$913	\$939	\$1018	\$1123	\$1374	\$1439	\$1570	\$2809	\$3880
SRL2460	24x60 Sq.	107	2-17"	\$943	\$972	\$1061	\$1177	\$1456	\$1530	\$1676	\$2944	\$4035
SRL3048	30x48 Sq.	141	2-17"	\$1064	\$1093	\$1180	\$1297	\$1572	\$1645	\$1791	\$3242	\$4501
SRL3060	30x60 Sq.	152	2-17"	\$1115	\$1148	\$1251	\$1387	\$1712	\$1797	\$1968	\$3468	\$4762

Note: When optional base finish is required, please multiply upcharge by 2 for tables supported with an extra base.

STARLA | BAR HEIGHT




Model Number	Table Top Size	Shpg. Wght.	Base Spread	LAMINATE TOP ASSORTED EDGES							VENEER TOP	
				GRP 1	GRP 2	GRP 3	GRP 4	GRP 5	GRP 6	GRP 7	GRP 8	GRP 9
SRLH24D	24" Dia.	48	22"	\$623	\$640	\$686	\$750	\$901	\$940	\$1020	\$1875	\$2622
SRLH30D	30" Dia.	69	22"	\$680	\$701	\$764	\$849	\$1049	\$1102	\$1207	\$2123	\$2911
SRLH36D	36" Dia.	82	28"	\$941	\$967	\$1047	\$1152	\$1404	\$1471	\$1603	\$2882	\$3990

OPTIONS

Add upcharge to list price and code to model number

PC	Polished Chrome, for each 17" base	\$68
PC	Polished Chrome, for each 22" base	\$140
PC	Polished Chrome, for each 28" base	\$230
2TB	Two-Tone Base	\$110

RP	Painted Footring for Bar Height	\$110
RC	Polished Chrome Footring for Bar Height	\$130
GT	36" Square Game Top	\$325



PERFORATED METAL MODESTY PANELS



LAMINATED MODESTY PANELS

ORDERING INFORMATION

- | | |
|----------------------------|-------------------------------|
| 1) Series Name | 6) Laminate Selection and No. |
| 2) Model Number | 7) Edge Style Code and Color |
| 3) Size | 8) Wood Stain Color |
| 4) Quantity | 9) Optional Items |
| 5) Powder Coat Frame Color | |

BRANDON TRAINING BASE SPECIFICATIONS

Strata C Base

Table Height	Table height is 29" to 30" depending on table top specified.
Column	Column made of 1.5" x 3", 11 gauge OVAL tubular steel and notched to accept base plate.
Base	2" round 14 gauge – 16", 22" and 26" spreads. Endcaps are steel stamped discs, all hand brazed welded and polished smooth.
Plate	Top plate is 0.25" thick by 6" x 18", or 6" x 24" stamped steel, depending on size of tabletop.
Glides	Factory installed adjustable zinc rubber cushion steel glides are standard.
Modesty Panels	Steel Modesty Panel is 14 gauge perforated steel. Laminate Modesty Panel is 0.75" thick by 10" high by the length of the table top. Modesty panel is covered with laminate and finished with choice of edge.
Assembly	Base is a completely welded one piece base, no tie-rod assembly. The top plate is welded to the vertical column and the vertical column is welded to the horizontal base plate. Modesty panels in perforated steel or laminate are attached to OVAL columns with machine screws in metal inserts, no self tapping screws are used. Base mounts to tabletop with ¼-20 x 1" machine screws into metal inserts in top; NO WOOD SCREWS ARE USED.
Finish	Choice of standard powder coat colors – See "Color Selections" brochure

Table Bases and Legs

Finished in your choice of standard powder coat colors. Finishes listed at beginning of price list. For colors refer to "Color Selections" brochure. For actual color samples, please call Customer Service.

TABLE TOP SPECIFICATIONS

Table Tops

Table top core is CARB Phase I & Phase II Compliant. Laminate, wood veneer and phenolic backing are glued with water based adhesives.

Ultra-Lightweight Table Tops

Ultra-lightweight tables have an exceptionally strong manufactured MDF top made from 100% recovered and recycled wood fiber with at least 25% post-industrial recycled fiber; the balance consisting of recovered waste fiber. Ultra-light tables are 18% lighter than standard tables.

FINISHES

Laminate/Veneer Selections

ERG offers over 1000 standard laminate choices from Nevamar, Wilsonart, Formica and Pionite. Wood veneer is available in transparent stain colors - custom stain matching available.

Edge Selections:

ERG offers a wide variety of table top edge materials including PVC, wood, aluminum, resin and laminate.

OPTIONS

- CODE: FM - Floor Mount Legs
- CODE: CAS - Mobile Casters
- CODE: SB - Stretcher bar for tables under 72"
- CODE: GD - Ganging
- CODE: 2-T - Two-Tone Leg & Panel. Metal Base, Legs and Modesty Panel for Strata will have 2 different colors.
- CODE: NMP - No Modesty Panel
- CODE: STH - Special Table Height, for any table height other than 29".
- TABLE ACCESSORIES – Modesty Panels, Bridges, Grommets, Wire Management, Power & Communication Options, Table Dollies – see "Accessories" section in price list
- TABLE BRIDGES – see "Accessories" section in price list.

MODEL / DESCRIPTION / LIST PRICING

STRATA | FREE STANDING C-LEG | STEEL MODESTY PANEL



Model Number	Table Top Size	Shpg. Wght	Base Spread	Modesty Panels	LAMINATE TOP ASSORTED EDGES			
					GRP 2	GRP 3	GRP 4	GRP 5
SC1836	18 X 36	54	2-16"- C	1	\$916	\$990	\$1037	\$1176
SC1848	18 X 48	61	2-16"- C	1	\$947	\$1031	\$1083	\$1240
SC1860	18 X 60	68	2-16"- C	1	\$994	\$1091	\$1152	\$1334
SC1872	18 X 72	75	2-16"- C	1	\$1040	\$1151	\$1221	\$1429
SC1896*	18 X 96	88	3-16"- C	2	\$1505	\$1642	\$1727	\$1984
SC2436	24 X 36	61	2-22"- C	1	\$973	\$1062	\$1117	\$1283
SC2448	24 X 48	70	2-22"- C	1	\$1020	\$1123	\$1187	\$1379
SC2460	24 X 60	79	2-22"- C	1	\$1095	\$1220	\$1298	\$1532
SC2472	24 X 72	88	2-22"- C	1	\$1127	\$1262	\$1346	\$1597
SC2496*	24 X 96	106	3-22"- C	2	\$1609	\$1774	\$1877	\$2187
SC3036	30 X 36	68	2-22"- C	1	\$1019	\$1121	\$1186	\$1377
SC3048	30 X 48	79	2-22"- C	1	\$1067	\$1184	\$1256	\$1474
SC3060	30 X 60	90	2-22"- C	1	\$1133	\$1268	\$1353	\$1608
SC3072	30 X 72	102	3-22"- C	1	\$1188	\$1340	\$1435	\$1720
SC3096*	30 X 96	124	3-22"- C	2	\$1696	\$1887	\$2006	\$2364

* All 96" length tables have 3 legs and 2 modesty panels



PERFORATED STEEL
Strata's perforated steel modesty panels maintain privacy while allowing air flow and presenting a clean modern style.



FLOOR MOUNT DETAIL



C-LEG FLOOR MOUNT PROFILE



C-LEG PROFILE - FREE STANDING

OPTIONS

Add upcharge to list price and code to model number

FM	Floor Mount Legs	\$68
CAS	Mobile Casters	\$98
GD	Ganging	\$95
2-T	Two-Tone Leg and Panel.	\$110
SB	Stretcher Bar for tables under 72"	\$80

NMP	No Modesty Panel (deduct from list)	\$125
STH	Special Table Height, for other than 29" height.	\$150 per base
MPR	Modesty Panel - round hole perforation	-
MPS	Modesty Panel - slotted hole perforation	-



RECTANGLE T-LEG
96" length with 3 legs and 2 panels.

MODEL / DESCRIPTION / LIST PRICING

STRATA | FREE STANDING T-LEG | STEEL MODESTY PANEL



Model Number	Table Top Size	Shpg. Wght	Base Spread	Modesty Panels	LAMINATE TOP ASSORTED EDGES			
					GRP 2	GRP 3	GRP 4	GRP 5
ST1836	18 X 36	54	2-16"- T	1	\$926	\$999	\$1046	\$1186
ST1848	18 X 48	61	2-16"- T	1	\$957	\$1040	\$1092	\$1249
ST1860	18 X 60	68	2-16"- T	1	\$1004	\$1100	\$1162	\$1344
ST1872	18 X 72	75	2-16"- T	1	\$1049	\$1161	\$1230	\$1438
ST1896*	18 X 96	88	3-16"- T	2	\$1524	\$1661	\$1746	\$2004
ST2436	24 X 36	61	2-22"- T	1	\$983	\$1071	\$1126	\$1293
ST2448	24 X 48	70	2-22"- T	1	\$1030	\$1133	\$1196	\$1388
ST2460	24 X 60	79	2-22"- T	1	\$1104	\$1229	\$1307	\$1541
ST2472	24 X 72	88	2-22"- T	1	\$1137	\$1271	\$1355	\$1607
ST2496*	24 X 96	106	3-22"- T	2	\$1628	\$1793	\$1896	\$2206
ST3036	30 X 48	68	2-22"- T	1	\$1029	\$1130	\$1195	\$1386
ST3048	30 X 48	79	2-22"- T	1	\$1076	\$1193	\$1266	\$1483
ST3060	30 X 60	90	2-22"- T	1	\$1142	\$1277	\$1362	\$1617
ST3072	30 X 72	102	3-22"- T	1	\$1197	\$1349	\$1445	\$1730
ST3096*	30 X 96	124	3-22"- T	2	\$1715	\$1905	\$2025	\$2383
ST3648	36 X 48	88	2-26"- T	1	\$1161	\$1302	\$1390	\$1656
ST3660	36 X 60	102	2-26"- T	1	\$1217	\$1375	\$1474	\$1770
ST3672	36 X 72	115	2-26"- T	1	\$1280	\$1457	\$1568	\$1899
ST3696*	36 X 96	142	3-26"- T	2	\$1815	\$2035	\$2173	\$2586

OPTIONS

Add upcharge to list price and code to model number

FM	Floor Mount Legs	\$68
CAS	Mobile Casters	\$98
GD	Ganging	\$95
2-T	Two-Tone Leg and Panel.	\$110
SB	Stretcher Bar for tables under 72"	\$80

NMP	No Modesty Panel (deduct from list)	\$125
STH	Special Table Height, for other than 29" height.	\$150 per base
MPR	Modesty Panel - round hole perforation	-
MPS	Modesty Panel - slotted hole perforation	-



STRATA C-LEG
WITH OPTIONAL FLOOR MOUNT

MODEL / DESCRIPTION / LIST PRICING

STRATA | FREE STANDING C-LEG | LAMINATE MODESTY PANEL



Model Number	Table Top Size	Shpg. Wght	Base Spread	Modesty Panels	LAMINATE TOP ASSORTED EDGES			
					GRP 2	GRP 3	GRP 4	GRP 5
ICII1836	18 X 36	54	2-16"- C	1	\$891	\$966	\$1012	\$1151
ICII1848	18 X 48	61	2-16"- C	1	\$922	\$1007	\$1059	\$1215
ICII1860	18 X 60	68	2-16"- C	1	\$969	\$1067	\$1127	\$1309
ICII1872	18 X 72	75	2-16"- C	1	\$1016	\$1126	\$1196	\$1404
ICII1896*	18 X 96	88	2-16"- C	2	\$1481	\$1617	\$1704	\$1960
ICII2436	24 X 36	61	2-22"- C	1	\$950	\$1038	\$1093	\$1259
ICII2448	24 X 48	70	2-22"- C	1	\$996	\$1099	\$1163	\$1355
ICII2460	24 X 60	79	2-22"- C	1	\$1071	\$1196	\$1274	\$1508
ICII2472	24 X 72	88	2-22"- C	1	\$1103	\$1238	\$1322	\$1574
ICII2496*	24 X 96	106	3-22"- C	2	\$1585	\$1750	\$1853	\$2163
ICII3036	30 X 36	68	2-22"- C	1	\$995	\$1097	\$1162	\$1353
ICII3048	30 X 48	79	2-22"- C	1	\$1043	\$1160	\$1232	\$1450
ICII3060	30 X 60	90	2-22"- C	1	\$1109	\$1244	\$1329	\$1584
ICII3072	30 X 72	102	2-22"- C	1	\$1164	\$1316	\$1411	\$1696
ICII3096*	30 X 96	124	3-22"- C	2	\$1672	\$1863	\$1982	\$2340

* All 96" length tables have 3 legs and 2 modesty panels

OPTIONS

Add upcharge to list price and code to model number

FM	Floor Mount Legs	\$68
CAS	Mobile Casters	\$98
GD	Ganging	\$95
SB	Stretcher Bar for tables under 72"	\$80

2-T	Two-Tone Leg and Panel.	\$110
NMP	No Modesty Panel (deduct from list)	\$125
STH	Special Table Height, for other than 29" height.	\$150 per base




STUDY CARREL



BACK TO BACK CARRELS

STRATA | CARREL

Model Number	Dimensions Depth by Length	Privacy Panel Qty - Height	Seating Units	PERFORATED STEEL PANELS LAMINATE TOP			
				GRP 2	GRP 3	GRP 4	GRP 5
SSC2436	24" X 36"	3 - 18" H	1	\$1558	\$1606	\$1656	\$1706
SSC2472	24" X 72"	3 - 18" H	2	\$1927	\$1984	\$2047	\$2109



DIVIDER PANEL



PRIVACY PANEL

STRATA | ACCESSORIES

Description	Model Number	Panel Dimensions	PERFORATED STEEL
			LIST PRICE
DIVIDER PANEL	DPNL2218	22"L X 18" H	\$158
PRIVACY PANEL	DPNL3618	36"L X 18" H	\$210
PRIVACY PANEL	DPNL7218	72"L X 18" H	\$285

STRATA DIVIDER PANEL SPECIFICATIONS

Strata Divider panel is 14 gauge perforated steel 18" high. Privacy and Divider panels mount to tabletop with 1/4-20 x 3/4" machine screws into metal inserts in top; no wood screws are used. Shipped K-D.

- **GANGING** for Back to Back Carrels: \$108
- Custom sizes available upon request, call ERG for quote.



ERG Strata Study Carrel is a good option for libraries or student training centers

TRUMPET

Trumpet has a cast iron round base. Available in café and bar height with optional resin edges for laminate tops.



TRUMPET SQUARE



TRUMPET BAR HEIGHT

ORDERING INFORMATION

- | | |
|-----------------|-------------------------------|
| 1) Series Name | 6) Laminate Selection and No. |
| 2) Model Number | 7) Edge Style Code and Color |
| 3) Size | 8) Wood Species |
| 4) Quantity | 9) Wood Edge Stain Color |
| 5) Frame Color | 10) Optional Items |
- (Hammerstone or textured paint recommended)

TRUMPET SPECIFICATIONS

Trumpet Base

- Table Height** Table height is 29" to 30" depending on table top specified. Bar Height table is 42".
- Column** 3" round 14 gauge steel tubing.
- Base** Base is made of 17", 22" or 30" base spread diameter G:20 top quality cast iron.
- Plate** Spider is 19".
- Glides** Plastic glides.
- Assembly** The base plate and spider are attached together with a 1/2"- 13 threaded tie rod and flange nut. Base mounts to top with 1/4"- 20 machine screws into metal inserts, NO WOOD SCREWS ARE USED.

Laminate or Wood Tops

Laminate or Wood tops are 1.25" thick offered in round and square.

Table Edge Selections

See "Table Edges and Profiles" in "Tables" section.

FINISHES

Table Bases and Legs

Finished in your choice of standard powder coat colors. Finishes listed at beginning of price list. For colors refer to "Color Selections" brochure. For actual color samples, please call Customer Service.

Laminate/Veneer Selections

ERG offers over 1000 standard laminate choices from Nevamar, Wilsonart, Formica and Pionite. Wood veneer is available in transparent stain colors - custom stain matching available.

OPTIONS

- CODE: RP - Painted Foot Ring for Bar Height.
- CODE: 2TB - Two Tone Base, for table column and foot ring in 2 different colors.
- CODE: STH - Special Table Height, for any table height other than 29".
- CODE: GD - Ganging

MODEL / DESCRIPTION / LIST PRICING

TRUMPET | CAFÉ | ROUND

	Model Number	Table Top Size	Shpg. Wght.	Base Spread	LAMINATE TOP ASSORTED EDGES							VENEER TOP	
					GRP 1	GRP 2	GRP 3	GRP 4	GRP 5	GRP 6	GRP 7	GRP 8	GRP 9
RND	HTRM24D	24" Dia.	61	18"	\$691	\$707	\$774	\$815	\$939	\$1043	\$1168	\$2048	\$2571
	HTRM30D	30" Dia.	72	18"	\$737	\$758	\$839	\$890	\$1044	\$1171	\$1324	\$2239	\$2766
	HTRM36D	36" Dia.	82	24"	\$790	\$814	\$914	\$976	\$1161	\$1316	\$1502	\$2454	\$2985
	HTRM42D	42" Dia.	116	24"	\$842	\$870	\$986	\$1059	\$1275	\$1456	\$1672	\$2664	\$3199
	HTRM48D	48" Dia.	130	30"	\$996	\$1034	\$1184	\$1277	\$1558	\$1792	\$2073	\$3217	\$3810
	HTRM54D	54" Dia.	130	30"	\$1348	\$1401	\$1617	\$1751	\$2156	\$2493	\$2897	\$4414	\$5175
	HTRM60D	60" Dia.	130	30"	\$1458	\$1522	\$1772	\$1929	\$2401	\$2793	\$3265	\$4863	\$5634

TRUMPET | CAFÉ | SQUARE

	Model Number	Table Top Size	Shpg. Wght.	Base Spread	LAMINATE TOP ASSORTED EDGES							VENEER TOP	
					GRP 1	GRP 2	GRP 3	GRP 4	GRP 5	GRP 6	GRP 7	GRP 8	GRP 9
SQUARE	HTRM24S	24" Sq.	76	18"	\$691	\$707	\$774	\$815	\$939	\$1043	\$1168	\$2048	\$2571
	HTRM2430S	24x30 Sq.	81	18"	\$707	\$726	\$798	\$842	\$978	\$1090	\$1225	\$2118	\$2643
	HTRM30S	30" Sq.	90	18"	\$737	\$758	\$839	\$890	\$1044	\$1171	\$1324	\$2239	\$2766
	HTRM36S	36" Sq.	103	24"	\$791	\$816	\$915	\$978	\$1163	\$1318	\$1503	\$2459	\$2990
	HTRM42S	42" Sq.	145	24"	\$888	\$917	\$1036	\$1110	\$1332	\$1517	\$1739	\$2793	\$3366
	HTRM48S	48" Sq.	145	30"	\$1161	\$1200	\$1356	\$1454	\$1746	\$1991	\$2283	\$3659	\$4405

OPTIONS

Add upcharge to list price and code to model number

RP	Painted Footring	\$110	STH	Special Table Height (other than 29" or bar height)	\$150 per base
2TB	Two-Tone Base	\$110	GD	Ganging per table	\$95

MODEL / DESCRIPTION / LIST PRICING

TRUMPET | CAFÉ | RECTANGLE

	Model Number	Table Top Size	Shpg. Wght.	Base Spread	LAMINATE TOP ASSORTED EDGES							VENEER TOP	
					GRP 1	GRP 2	GRP 3	GRP 4	GRP 5	GRP 6	GRP 7	GRP 8	GRP 9
RECTANGLE	HTRM2448	24x48 Sq.	76	2-18"	\$1072	\$1103	\$1195	\$1319	\$1611	\$1688	\$1843	\$3297	\$4555
	HTRM2460	24x60 Sq.	115	2-18"	\$1247	\$1281	\$1383	\$1519	\$1843	\$1928	\$2099	\$3798	\$5274
	HTRM2472	24x72 Sq.	115	2-18"	\$1296	\$1334	\$1451	\$1607	\$1977	\$2074	\$2268	\$4018	\$5526
	HTRM3048	30x48 Sq.	137	2-18"	\$1166	\$1200	\$1301	\$1436	\$1758	\$1843	\$2011	\$3592	\$4959
	HTRM3060	30x60 Sq.	148	2-18"	\$1363	\$1403	\$1522	\$1679	\$2052	\$2151	\$2347	\$4196	\$5796
	HTRM3072	30x72 Sq.	148	2-18"	\$1410	\$1454	\$1586	\$1762	\$2180	\$2290	\$2510	\$4404	\$6035

Note: When optional base finish is required, please multiply upcharge by 2 for tables supported with an extra base.

TRUMPET | BAR HEIGHT

	Model Number	Table Top Size	Shpg. Wght.	Base Spread	LAMINATE TOP ASSORTED EDGES							VENEER TOP	
					GRP 1	GRP 2	GRP 3	GRP 4	GRP 5	GRP 6	GRP 7	GRP 8	GRP 9
ROUND	HTRMH24D	24" Dia.	80	18"	\$812	\$832	\$890	\$967	\$1151	\$1200	\$1297	\$2419	\$3400
	HTRMH30D	30" Dia.	90	24"	\$851	\$876	\$953	\$1055	\$1297	\$1360	\$1488	\$2636	\$3626
	HTRMH36D	36" Dia.	181	30"	\$1145	\$1176	\$1271	\$1398	\$1698	\$1777	\$1935	\$3494	\$4847

OPTIONS

Add upcharge to list price and code to model number

RP	Painted Footring	\$110	STH	Special Table Height (other than 29" or bar height)	\$150 per base
2TB	Two-Tone Base	\$110	GD	Ganging per table	\$95



X-BASE CAFÉ TABLE



X-BASE BAR HEIGHT TABLE WITH
POWDER COATED FOOT-RING

ORDERING INFORMATION

- | | |
|-----------------|-------------------------------|
| 1) Series Name | 6) Laminate Selection and No. |
| 2) Model Number | 7) Edge Style Code and Color |
| 3) Size | 8) Wood Species |
| 4) Quantity | 9) Wood Stain Color |
| 5) Frame Color | 10) Optional Items |

TURNER CAFÉ BASE SPECIFICATIONS

Turner X Base

- Table Height** Table height is 29" to 30" depending on table top specified. Bar Height table is 42".
- Column** 3" round 14 gauge steel tubing.
- Base** 1" x 2" 14 gauge steel straight rectangular tubing – 22", 26" or 32" spreads with metal welded end caps.
- Plate** 8" x 8" square
- Glides** Manually adjustable zinc glides
- Assembly** Top plate is welded to the vertical column and the vertical column is welded to the horizontal base. No tie rod assembly. Base mounts to tabletop with ¼-20 x 1" machine screws into metal inserts in top.
- Finish** Choice of standard powder coat colors – See "Color Selections" brochure.

Flip-Top Mechanism

Aluminum die-cast top plate and aluminum housing with single handle cable release.

TABLE TOP SPECIFICATIONS

Table Tops

Table top core is CARB Phase I & Phase II Compliant. Laminate, wood veneer and phenolic backing are glued with water based adhesives.


FINISHES

Laminate/Veneer Selections


ERG offers over 1000 standard laminate choices from Nevamar, Wilsonart, Formica and Pionite. Wood veneer is available in transparent stain colors - custom stain matching available.

OPTIONS

- CODE: FLIP-X - Flip-Top per X-base (not available for 42" top)
- CODE: FLIP-T - Flip-Top for two T-legs
- CODE: RP - Painted Foot-ring for bar height.
- CODE: STH - Special Table Height (any table height other than 29" or bar height)
- CODE: CAS - Mobile Casters per table
- CODE: GD - Ganging



BASE DETAIL



GLIDE
DETAIL



CASTER
DETAIL



FLIP-TOP
DETAIL

MODEL / DESCRIPTION / LIST PRICING

TURNER | CAFÉ | ROUND



ROUND

Model Number	Table Top Size	Shpg. Wght.	Base Spread	LAMINATE TOP ASSORTED EDGES							VENEER TOP	
				GRP 1	GRP 2	GRP 3	GRP 4	GRP 5	GRP 6	GRP 7	GRP 8	GRP 9
TU24D	24" Dia.	32	22"- X	\$545	\$554	\$622	\$679	\$795	\$890	\$1006	\$1421	\$1631
TU30D	30" Dia.	43	26"- X	\$602	\$615	\$704	\$780	\$933	\$1060	\$1213	\$1619	\$1805
TU36D	36" Dia.	53	32"- X	\$743	\$758	\$865	\$958	\$1143	\$1297	\$1481	\$1991	\$2226
TU42D	42" Dia.	72	32"- X	\$863	\$883	\$1023	\$1143	\$1384	\$1584	\$1824	\$2363	\$2589

TURNER | CAFÉ | SQUARE



SQUARE

Model Number	Table Top Size	Shpg. Wght.	Base Spread	LAMINATE TOP ASSORTED EDGES							VENEER TOP	
				GRP 1	GRP 2	GRP 3	GRP 4	GRP 5	GRP 6	GRP 7	GRP 8	GRP 9
TU24S	24" Sq.	40	22"- X	\$551	\$562	\$631	\$691	\$810	\$910	\$1030	\$1444	\$1652
TU2430S	24x30 Sq.	49	22"- X	\$586	\$597	\$678	\$748	\$888	\$1005	\$1144	\$1557	\$1754
TU30S	30" Sq.	54	26"- X	\$606	\$619	\$708	\$784	\$937	\$1064	\$1217	\$1630	\$1819
TU36S	36" Sq.	67	32"- X	\$752	\$768	\$879	\$973	\$1164	\$1322	\$1512	\$2021	\$2254

TURNER | CAFÉ | RECTANGLE



RECTANGLE

Model Number	Table Top Size	Shpg. Wght.	Base Spread	LAMINATE TOP ASSORTED EDGES							VENEER TOP	
				GRP 1	GRP 2	GRP 3	GRP 4	GRP 5	GRP 6	GRP 7	GRP 8	GRP 9
TU2448	24x48 Sq.	70	2-22"- T	\$688	\$704	\$808	\$899	\$1078	\$1228	\$1408	\$1863	\$2065
TU2460	24x60 Sq.	79	2-22"- T	\$724	\$740	\$858	\$959	\$1160	\$1327	\$1529	\$1982	\$2173
TU3048	30x48 Sq.	84	2-22"- T	\$728	\$745	\$821	\$887	\$1087	\$1253	\$1452	\$1848	\$2008
TU3060	30x60 Sq.	90	2-22"- T	\$771	\$790	\$924	\$1039	\$1268	\$1459	\$1688	\$2139	\$2315

TURNER | CAFÉ | BAR HEIGHT



ROUND



SQUARE

Model Number	Table Top Size	Shpg. Wght.	Base Spread	LAMINATE TOP ASSORTED EDGES							VENEER TOP	
				GRP 1	GRP 2	GRP 3	GRP 4	GRP 5	GRP 6	GRP 7	GRP 8	GRP 9
TUH24D	24" Dia.	40	22"- X	\$682	\$692	\$759	\$816	\$932	\$1028	\$1143	\$1723	\$2040
TUH30D	30" Dia.	53	26"- X	\$739	\$752	\$841	\$917	\$1070	\$1197	\$1350	\$1922	\$2214
TUH36D	36" Dia.	63	32"- X	\$870	\$886	\$993	\$1086	\$1271	\$1425	\$1609	\$2272	\$2608
TUH36S	36" Sq.	67	32"- X	\$926	\$941	\$1052	\$1147	\$1337	\$1496	\$1686	\$2403	\$2772

OPTIONS

Add upcharge to list price and code to model number

RP	Painted Foot-ring for Bar Height	\$110
STH	Special Table Height (other than 29" or bar height)	\$150 per base
CAS	Mobile Casters per table - 3"	\$98

GD	Ganging per table	\$95
FLIP-X	Flip-Top per X-base (up to 42" top maximum)	\$125
FLIP-T	Flip-Top for two T-legs	\$358



T-LEG TRAINING TABLE



T-LEG TRAINING TABLE WITH FLIP-TOP

ORDERING INFORMATION

- | | |
|-----------------|-------------------------------|
| 1) Series Name | 6) Laminate Selection and No. |
| 2) Model Number | 7) Edge Style Code and Color |
| 3) Size | 8) Wood Stain Color |
| 4) Quantity | 9) Optional Items |
| 5) Frame Color | |

TURNER TRAINING BASE SPECIFICATIONS

Turner T Base

- Table Height** Table height is 29" to 30" depending on table top specified.
- Column** 2" round 14 gauge steel tubing.
- Base** 1" x 2" 14 gauge steel straight rectangular tubing
16" 22", 26" spreads with metal welded end caps.
- Plate** 8" x 8" square 12 gauge stamped steel
2" x 4" 12 gauge stamped steel (Flip-Top or Folding).
- Glides** Manually adjustable zinc glides
- Assembly** Top plate is welded to the vertical column and the vertical column is welded to the horizontal base plate. No tie rod assembly. Base mounts to tabletop with 1/4-20 x 1" machine screws into metal inserts in top. Stretcher steel bars are used on tops over 72" long.
- Finish** Choice of standard powder coat colors – See "Color Selections" brochure.

Flip-Top Mechanism

Aluminum die-cast top plate and aluminum housing with single handle cable release.

Folding Mechanism

Nylon injection molded housing, cast aluminum pivot and metal locking slider. Rigid, taper locking design is activated by single lever that also locks in folded position.


TABLE TOP SPECIFICATIONS

Table Tops

Table top core is CARB Phase I & Phase II Compliant. Laminate, wood veneer and phenolic backing are glued with water based adhesives.

Ultra-Lightweight Table Tops

Ultra-lightweight tables have an exceptionally strong manufactured MDF top made from 100% recovered and recycled wood fiber with at least 25% post-industrial recycled fiber; the balance consisting of recovered waste fiber. Ultra-light tables are 18% lighter than standard tables.



GLIDE
DETAIL



CASTER
DETAIL



LEG DETAIL



FLIP-TOP
DETAIL

FINISHES

Laminate/Veneer Selections

ERG offers over 1000 standard laminate choices from Nevamar, Wilsonart, Formica and Pionite. Wood veneer is available in transparent stain colors - custom stain matching available.

Edge Selections:

ERG offers a wide variety of table top edge materials including PVC, wood, aluminum, resin and laminate.

Special Edge Note: When ganging or butting tables together, ERG recommends using 3mm flat edge or flat wood edge. Square tables using PVC T-edge will have a 2" radius on all corners. Table Bases and Legs

OPTIONS

- CODE: FLIP-T - Flip-Top per table
- CODE: FTCB - Flip-Top cross bar
- CODE: SB - Stretcher bar for tables under 72"
- CODE: FOLD - Lightweight Folding Leg Mechanism per table
- CODE: STH - Special Table Height (any table height other than 29")
- CODE: ULW - Ultra-lightweight table top
- CODE: CAS - Mobile Casters per table
- CODE: GD - Ganging per table
- TABLE ACCESSORIES – Modesty Panels, Bridges, Grommets, Wire Management, Power & Communication Options, Table Dollies – see "Accessories" section in price list.

MODEL / DESCRIPTION / LIST PRICING

TURNER | RECTANGLE



RECTANGLE

Model Number	Table Top Size	Shpg. Wght.	Base Spread	LAMINATE TOP ASSORTED EDGES							VENEER TOP	
				GRP 1	GRP 2	GRP 3	GRP 4	GRP 5	GRP 6	GRP 7	GRP 8	GRP 9
TU1836	18 X 36	54	2-16"- T	\$605	\$616	\$692	\$756	\$886	\$994	\$1124	\$1582	\$1813
TU1848	18 X 48	61	2-16"- T	\$633	\$646	\$731	\$804	\$951	\$1073	\$1219	\$1676	\$1898
TU1860	18 X 60	68	2-16"- T	\$661	\$675	\$771	\$852	\$1015	\$1151	\$1315	\$1770	\$1982
TU1872	18 X 72	75	2-16"- T	\$781	\$796	\$901	\$991	\$1171	\$1322	\$1502	\$2066	\$2340
TU1884	18 X 84	81	2-16"- T	\$827	\$844	\$966	\$1070	\$1278	\$1451	\$1659	\$2221	\$2480
TU1896	18 X 96	88	2-16"- T	\$878	\$896	\$1028	\$1140	\$1366	\$1553	\$1777	\$2366	\$2633
TU2436	24 X 36	61	2-22"- T	\$653	\$667	\$759	\$838	\$996	\$1128	\$1288	\$1744	\$1958
TU2448	24 X 48	70	2-22"- T	\$688	\$704	\$808	\$899	\$1078	\$1228	\$1408	\$1863	\$2065
TU2460	24 X 60	79	2-22"- T	\$724	\$740	\$858	\$959	\$1160	\$1327	\$1529	\$1982	\$2173
TU2472	24 X 72	88	2-22"- T	\$851	\$869	\$999	\$1111	\$1333	\$1518	\$1741	\$2303	\$2553
TU2484	24 X 84	97	2-22"- T	\$905	\$927	\$1074	\$1202	\$1457	\$1669	\$1924	\$2484	\$2715
TU2496	24 X 96	106	2-22"- T	\$963	\$986	\$1147	\$1285	\$1561	\$1791	\$2066	\$2653	\$2891
TU3036	30 X 36	68	2-22"- T	\$685	\$700	\$804	\$892	\$1070	\$1219	\$1397	\$1851	\$2055
TU3048	30 X 48	84	2-22"- T	\$728	\$745	\$864	\$965	\$1169	\$1338	\$1542	\$1996	\$2185
TU3060	30 X 60	90	2-22"- T	\$771	\$790	\$924	\$1039	\$1268	\$1459	\$1688	\$2139	\$2315
TU3072	30 X 72	102	2-22"- T	\$906	\$927	\$1075	\$1203	\$1458	\$1670	\$1925	\$2485	\$2718
TU3084	30 X 84	113	2-22"- T	\$967	\$991	\$1162	\$1307	\$1598	\$1842	\$2134	\$2690	\$2902
TU3096	30 X 96	124	2-22"- T	\$1033	\$1059	\$1244	\$1403	\$1720	\$1985	\$2303	\$2885	\$3100
TU3648	36 X 48	88	2-26"- T	\$777	\$797	\$932	\$1048	\$1281	\$1475	\$1708	\$2159	\$2332
TU3660	36 X 60	102	2-26"- T	\$827	\$849	\$1003	\$1134	\$1397	\$1616	\$1878	\$2328	\$2485
TU3672	36 X 72	115	2-26"- T	\$969	\$993	\$1165	\$1310	\$1604	\$1848	\$2141	\$2699	\$2909
TU3684	36 X 84	129	2-26"- T	\$1038	\$1065	\$1260	\$1428	\$1762	\$2040	\$2374	\$2929	\$3117
TU3696	36 X 96	142	2-26"- T	\$1111	\$1141	\$1354	\$1536	\$1900	\$2204	\$2569	\$3148	\$3337

TURNER | SECTIONAL | HALF ROUND



HALF ROUND

Model Number	Table Top Size	Shpg. Wght.	Base Spread	LAMINATE TOP ASSORTED EDGES							VENEER TOP	
				GRP 1	GRP 2	GRP 3	GRP 4	GRP 5	GRP 6	GRP 7	GRP 8	GRP 9
TUHR2448	24 X 48	70	2-16T	\$922	\$948	\$1136	\$1295	\$1615	\$1881	\$2202	\$2647	\$2772
TUHR3060	30 X 60	90	2-22T	\$997	\$1028	\$1241	\$1424	\$1789	\$2094	\$2459	\$2901	\$2999
TUHR3672	36 X 72	115	2-26T	\$1189	\$1224	\$1472	\$1685	\$2109	\$2464	\$2888	\$3436	\$3573

OPTIONS

Add upcharge to list price and code to model number

FLIP-T	Flip-Top for two t-legs	\$358
FTCB	Flip-Top Cross Bar	\$150
SB	Stretcher Bar for tables under 72"	\$80
FOLD	Lightweight Folding Leg Mechanism per table	\$298

STH	Special Table Height (other than 29")	\$150 per base
ULW	Ultra-lightweight table top	\$190
CAS	Mobile Casters per table	\$98
GD	Ganging per table	\$95

WATERLOU

Waterlou Series offers cafe tables with 3 or 4 prong cast aluminum bases. Table tops are available in Werzalit or fiberglass.



ORDERING INFORMATION

- | | |
|-----------------|------------------------|
| 1) Series Name | 4) Quantity |
| 2) Model Number | 5) Top Color Selection |
| 3) Size | 6) Optional Items |

WATERLOU SPECIFICATIONS

Waterlou Base

The WATERLOU design offers 3 and 4 prong radial arc bases. Polished Aluminum finish for outdoor use. Feet are polished cast aluminum.

TABLE TOPS

Werzalit table tops offered in the following colors:

- | | | |
|---------------|----------------|--------------------|
| Sea Grass | Far East Stone | Piazza |
| White Marble | Travertine | Terra Cotta Mosaic |
| Black Granite | Light Slate | Blue Mosaic |

Fiberglass table tops offered in the following colors:

- | | | |
|--------------|--------------|--------|
| Frosty White | Pepper Ivory | Lace |
| Outback | Cappuccino | Quartz |

Please call customer service for a quote

OPTIONS

- CODE: SF - Powdercoat Finish.
- CODE: LOGO - Logo Table Top.

MODEL / DESCRIPTION / LIST PRICING

WATERLOU | CAFÉ | WERZALIT

Model Number	Table Top Size	Shipping Weight	Base Spread	OUTDOOR
HW24D	24" Dia.	68	Y-BASE	\$555
HW36D	36" Dia.	68	X-BASE	\$747
HW36S	36x36 Sq.	149	X-BASE	\$764

OPTIONS

Add upcharge to list price and code to model number

SF	Powder Coat Finish, per table.	\$115	LOGO	Logo Table Top	\$290
----	--------------------------------	-------	------	----------------	-------

TABLE TOPS ONLY

 **ROUND**

 **SQUARE**

 **RECTANGLE**

Model Number	Table Top Size	Ship Wt	LAMINATE TOP ASSORTED EDGES							VENEER TOP	
			GRP 1	GRP 2	GRP 3	GRP 4	GRP 5	GRP 6	GRP 7	GRP 8	GRP 9
TT24D	24" Dia.	32	\$219	\$231	\$322	\$392	\$524	\$615	\$747	\$738	\$812
TT30D	30" Dia.	43	\$291	\$306	\$427	\$522	\$697	\$814	\$989	\$978	\$1075
TT36D	36" Dia.	53	\$344	\$362	\$506	\$624	\$830	\$964	\$1171	\$1156	\$1273
TT42D	42" Dia.	72	\$456	\$478	\$670	\$825	\$1098	\$1276	\$1549	\$1531	\$1684
TT48D	48" Dia.	86	\$549	\$576	\$807	\$998	\$1327	\$1537	\$1867	\$1845	\$2029
TT54D	54" Dia.	90	\$650	\$682	\$956	\$1186	\$1576	\$1820	\$2210	\$2184	\$2402
TT60D	60" Dia.	107	\$740	\$777	\$1088	\$1356	\$1800	\$2073	\$2517	\$2487	\$2735
TT24S	24" Sq.	40	\$227	\$238	\$333	\$404	\$540	\$634	\$771	\$761	\$837
TT2430S	24x30 Sq.	49	\$269	\$283	\$396	\$480	\$643	\$754	\$916	\$905	\$995
TT30S	30" Sq.	54	\$291	\$306	\$427	\$522	\$697	\$814	\$989	\$978	\$1075
TT36S	36" Sq.	67	\$363	\$381	\$534	\$655	\$873	\$1015	\$1233	\$1219	\$1341
TT42S	42" Sq.	90	\$456	\$478	\$670	\$825	\$1098	\$1276	\$1549	\$1531	\$1684
TT48S	48" Sq.	107	\$517	\$543	\$760	\$943	\$1254	\$1448	\$1758	\$1738	\$1912
TT1836	18 X 36	68	\$243	\$256	\$358	\$436	\$581	\$682	\$829	\$818	\$901
TT1848	18 X 48	75	\$271	\$285	\$399	\$490	\$652	\$761	\$924	\$913	\$1005
TT1860	18 X 60	81	\$300	\$315	\$441	\$543	\$723	\$839	\$1019	\$1007	\$1108
TT1872	18 X 72	88	\$328	\$344	\$482	\$597	\$794	\$917	\$1115	\$1101	\$1212
TT1884	18 X 84	61	\$392	\$412	\$577	\$713	\$950	\$1098	\$1334	\$1319	\$1451
TT1896	18 X 96	70	\$420	\$441	\$618	\$768	\$1020	\$1177	\$1429	\$1412	\$1554
TT2436	24 X 36	79	\$301	\$316	\$442	\$539	\$719	\$842	\$1023	\$1011	\$1112
TT2448	24 X 48	88	\$336	\$354	\$494	\$606	\$808	\$942	\$1144	\$1130	\$1243
TT2460	24 X 60	97	\$372	\$390	\$547	\$675	\$899	\$1041	\$1265	\$1249	\$1374
TT2472	24 X 72	106	\$408	\$427	\$599	\$744	\$988	\$1140	\$1384	\$1369	\$1505
TT2484	24 X 84	68	\$479	\$503	\$705	\$874	\$1162	\$1343	\$1630	\$1611	\$1771
TT2496	24 X 96	79	\$515	\$541	\$757	\$942	\$1251	\$1441	\$1750	\$1730	\$1903
TT3036	30 X 36	90	\$333	\$349	\$490	\$598	\$798	\$932	\$1132	\$1119	\$1230
TT3048	30 X 48	102	\$375	\$394	\$552	\$681	\$907	\$1052	\$1278	\$1263	\$1389
TT3060	30 X 60	113	\$419	\$440	\$616	\$763	\$1015	\$1172	\$1424	\$1407	\$1548
TT3072	30 X 72	124	\$462	\$485	\$678	\$847	\$1123	\$1293	\$1569	\$1551	\$1706
TT3084	30 X 84	88	\$541	\$568	\$796	\$991	\$1316	\$1515	\$1840	\$1818	\$2000
TT3096	30 X 96	102	\$584	\$614	\$858	\$1074	\$1425	\$1635	\$1985	\$1962	\$2158
TT3648	36 X 48	115	\$434	\$456	\$638	\$786	\$1047	\$1214	\$1474	\$1457	\$1603
TT3660	36 X 60	129	\$484	\$509	\$711	\$884	\$1174	\$1355	\$1645	\$1626	\$1789
TT3672	36 X 72	142	\$535	\$561	\$785	\$981	\$1301	\$1496	\$1817	\$1795	\$1975
TT3684	36 X 84	150	\$621	\$652	\$913	\$1140	\$1513	\$1739	\$2112	\$2087	\$2296
TT3696	36 X 96	156	\$672	\$705	\$987	\$1237	\$1640	\$1880	\$2283	\$2257	\$2482

Occasional Tables – Overview 514

Ashton 516

Cabana 518

Capri 520

Cayman 521

Cody 524

Corsa 526

Cube Plus 529

Dion 531

Duncan 533

Erina 536

Geometra 537

Granada 539

Harmony 541

Newport 542

Ojai 544

Orlando 545

Sawyer 546

Slam 547

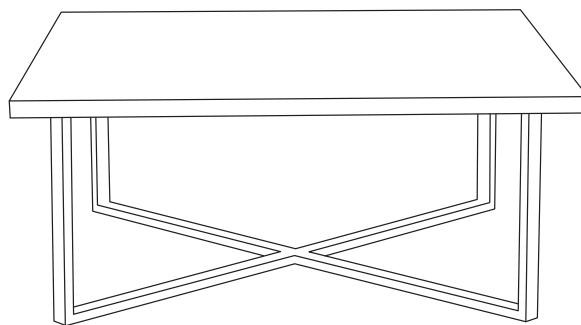
Symphony 552

Ventura Metal 554

Ventura Wood 555

Westlake Metal 556

Westlake Wood 561



DION




Ashton



Cabana



Cody



Capri



Cayman



Corsa



Cube Plus



Duncan



Dion



Granada



Harmony



Newport



Ojai



Sawyer



Symphony



Ventura

...many more on the following pages!



ASHTON OCCASIONAL TABLE

Ashton Occasional Tables are available with high pressure laminate table tops on 14 gauge formed & welded tubular steel frames consisting of 1.5" round steel columns with 0.75" dia. round cross-members.



END TABLE



CORNER TABLE

ORDERING INFORMATION

- | | |
|--------------------------------|-------------------|
| 1) Series Name | 5) Edge Selection |
| 2) Model Number | 6) Frame Color |
| 3) Quantity | 7) Optional Items |
| 4) Laminate Selection & Number | |

ASHTON SPECIFICATIONS

Table

Table top is 1.25" overall thickness, made of high density particle board finished with laminate. Solid Surface Corian overlay top tables will be quoted upon request. Product shipped completely assembled and ready for use.

Table Frame

Table frame is 14 gauge tubular steel consisting of 1.5" round steel columns with 0.75" dia. round cross-members welded together. After welding frame is sandblasted prior to final powder coating. All table legs have factory installed black polyvinyl glides. Table frames are finished in your choice of standard powder coat colors.

LAMINATES AND VENEERS

Laminate Selections

ERG offers over 1000 standard laminate choices from Nevamar, Wilsonart, Formica and Pionite.

Veneer Selections

ERG offers 3 species of wood veneer; Maple, Cherry and Oak in transparent wood stain colors and custom stain matching. Please call ERG Customer Service for quote.

OPTIONS


- **CUSTOM SIZES** - ERG will make custom sizes or shapes for Ashton Occasional Tables. Please call Customer Service with specifications.



Heavy duty, 3" mobile rolling casters have foot lever for locking. Casters are available in Black only. Table height will remain the same with or without casters. Casters are factory installed.





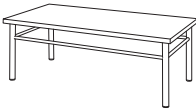


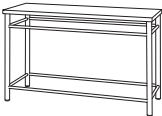
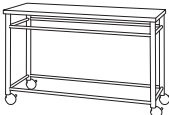
COFFEE TABLE



CONSOLE TABLE

MODEL / DESCRIPTION / LIST PRICING

ASHTON OCCASIONAL TABLES

	Model Number	Model Description	Table Top Size	Table Height	Table Shape	Shipping Weight	LAMINATE TOP EDGE 2A, 2B, 3A
	612	End table	20" x 20"	17"	square	45 lbs.	\$828
	613	Corner Table	28" x 28" x 10"	17"	square with 45° corner	65 lbs.	\$1186
	614	Coffee Table	18" x 48"	17"	rectangular	65 lbs.	\$1092
	615	Coffee Table	24" x 48"	17"	rectangular	70 lbs.	\$1221
	616	Display Table	24" x 24"	29"	square	65 lbs.	\$1303
	617	Display Table with Locking Casters	24" x 24"	29"	square	65 lbs.	\$1442
	618	Console Table	18" x 48"	29"	rectangular	95 lbs.	\$1489
	619	Console Table with Locking Casters	18" x 48"	29"	rectangular	95 lbs.	\$1627

OPTIONS

Add upcharge to list price and code to model number

CUS	Custom Size or Table Shape	call
-----	----------------------------	------

CABANA OCCASIONAL TABLE

Cabana Occasional Tables are covered top and sides with high pressure laminate, or choose optional 2 different colors. Metal legs are 3" tall x 2" diameter with factory installed poly vinyl glides.



CABANA RECTANGLE



CABANA ROUND

ORDERING INFORMATION

- | | |
|--------------------------|--------------------------------|
| 1) Series Name | 5) Laminate / Veneer Selection |
| 2) Model Number | 6) Optional 2nd Laminate |
| 3) Quantity | 7) Optional Items |
| 4) Powder Coat Leg Color | |

CABANA SPECIFICATIONS

Table

Table core is CARB Phase I & Phase II Compliant. Laminate, wood veneer and phenolic backing are glued with water based adhesives.

Table Tops


ERG offers over 1000 standard laminate choices from Nevamar, Wilsonart, Formica and Pionite. Wood veneer in transparent stain colors and custom stain matching are also available. Solid Surface, 3Form Chroma and stone table tops will be quoted upon request.

Metal Legs

Legs are of 2" diameter 3" tall, round steel tubing. Legs are sandblasted prior to final powder coating in your choice of standard powder coat colors. Legs have a factory installed poly vinyl glide.

OPTIONS

- CODE: 2LC - 2 different color laminates
- CODE: PC - Polished Chrome Legs
- CODE: E2S - Electrical (Stainless Steel) - 2 AC Plugs.
- CODE: E2B - Electrical (Black) - 2 AC Plugs.
- CODE: E1S - Electrical/Data (Stainless Steel) - 1 AC Plug, 1 RJ45 Plug.
- CODE: E1B - Electrical/Data (Black) - 1 AC Plug, 1 RJ45 Plug.
- TABLE ACCESSORIES - Wire Management, Power & Communication Options - see Accessories section in price list or call for quote.



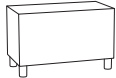
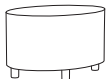

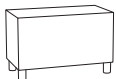
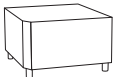


ELECTRICAL / DATA



MODEL / DESCRIPTION / LIST PRICING

CABANA OCCASIONAL TABLES

	Model Number	Model Description	Table Top Size	Table Height	Table Shape	Shipping Weight	LAMINATE	WOOD VENEER
	CAB18D	End table	18" dia.	17"	round	40 lbs.	\$860	\$1118
	CAB24D	End table	24" dia.	17"	round	50 lbs.	\$965	\$1255
	CAB30D	Coffee table	30" dia.	17"	round	60 lbs.	\$1130	\$1469
	CAB36D	Coffee table	36" dia.	17"	round	80 lbs.	\$1290	\$1677
	CAB42D	Coffee table	42" dia.	17"	round	90 lbs.	\$1440	\$1872
	CAB1427	Table	14" x 27"	17"	rectangular	40 lbs.	\$1190	\$1547
	CAB1827	Table	18" x 27"	17"	rectangular	45 lbs.	\$1210	\$1573
NEW 	CAB1727-O	Table	17" x 27"	17"	oval	45 lbs.	\$1160	\$1508
	CAB2234-O	Table	22" x 34"	17"	oval	60 lbs.	\$1330	\$1729
	CAB18S	Coffee table	18" x 18"	17"	square	50 lbs.	\$925	\$1203
	CAB24S	Coffee table	24" x 24"	17"	square	60 lbs.	\$1130	\$1469
	CAB30S	Coffee table	30" x 30"	17"	square	65 lbs.	\$1340	\$1742
	CAB36S	Coffee table	36" x 36"	17"	square	90 lbs.	\$1490	\$1937
	CAB2448	Coffee table	24" x 48"	17"	rectangular	85 lbs.	\$1780	\$2314
	CAB3232	Corner table	32" x 32"	17"	square	85 lbs.	\$1560	\$2028

OPTIONS

Add upcharge to list price and code to model number

2LC	2 Color Laminate option	\$125
PC	Polished Chrome legs - set of 4	\$90
E2S	Electrical Option (S.S.) - 2 AC Plugs	\$395
E2B	Electrical Option (Black) - 2 AC Plugs	\$360

E1S	RJ45 Data Option (S.S.) - 1 AC Plug + 1 RJ45 Plug	\$415
E1B	RJ45 Data Option (Black) - 1 AC Plug + 1 RJ45 Plug	\$380
STH	Special Table Height	\$195

CAPRI OCCASIONAL TABLE

Capri is the perfect portable tablet for many environments, including healthcare. Laminate tablet top mounted to solid steel base with 1.25" dia. steel tubing.

NEW



ORDERING INFORMATION

- 1) Series Name
- 2) Model Number
- 3) Quantity
- 4) Frame Finish
- 5) Top Selection
- 6) Table Shape

CAPRI SPECIFICATIONS

Table Tops

Table tops offered for the Capri include Laminate/Veneer with exposed edge or Solid Surface.

Frame

The Capri features a fully welded 1.25" dia. steel tube column with a solid steel base.

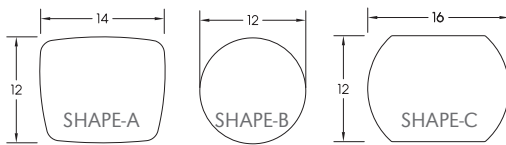
Glides

Factory installed adjustable steel glides.

TABLE SHAPES

Choose from 3 Tablet Shapes::

Tables are available in 3 shapes, choose from the three shapes shown and specify; A, B or C when ordering.



Note:

- Tablet orders of 6 or less - choice of 3 standard laminate colors: black, white and silver.
- Tablet orders of 6 or more - any choice standard laminate colors.

COLORS / FINISHES

Veneer

Maple veneer top with exposed multi-ply edge in standard transparent wood stain colors.

Laminate

Laminate top with exposed multi-ply edge available in:
 Wilsonart Black 1595-60
 Formica White 949-58
 Nevamar Silver Alu Metalx MXT003T

Solid Surface

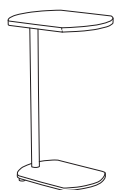
Stock solid surface top is available in:
 Wilsonart Solid Surface Coconut
 Corian Bronzite.

Other Laminates and surfaces available with minimum quantities.

Base:

Available in standard powder coat colors.

MODEL / DESCRIPTION / LIST PRICING



Model Number	Model Description	Table Height	Shipping Weight	Multi-ply Laminate Top	Veneer Top	Solid Surface Top
CAP101	Portable Tablet Table	26"	28 lbs.	\$614	\$680	\$1058

CAYMAN OCCASIONAL TABLE

The Cayman Table Series feature a brushed stainless steel X-base which complements our Island Chair Collection.



SQUARE END TABLE



4" CORNER RADIUS



OVAL END TABLE

ORDERING INFORMATION

- | | |
|-------------------------------|--|
| 1) Series Name | 6) Edge Table Style Code and Color |
| 2) Model Number | 7) Wood Species |
| 3) Size | 8) Wood Stain Color |
| 4) Quantity | 9) Optional Items |
| 5) Laminate Selection and No. | 10) Solid Surface Available. Please Call |

CAYMAN/ISLAND TABLE BASE SPECIFICATIONS

Café

Table Height Standard is 29" to 30" (cafe) or 42" (bar height) but may vary depending on table top specified.

Occasional Table

Table Height Table height is 17" and 22"

- Column**
- 2.5" dia. tubing - 20" and 24" inch bases
 - 3" dia. tubing - 28" and 32" inch bases
 - Steel tubing welded to top plate

Base Brushed Stainless Steel – 20", 24", 28" and 30" X-base spreads.

Glides Adjustable glides

Metal Type Stainless Steel

Assembly Top plate is welded to the vertical column and the vertical column is bolted to the Finish Brushed Stainless Steel 4-Star Base.

TABLE TOP SPECIFICATIONS

Table Tops

Table top core is CARB Phase I & Phase II Compliant. Laminate, wood veneer and phenolic backing are glued with water based adhesives.

FINISHES

Laminate/Veneer Selections

ERG offers over 1000 standard laminate choices from Nevamar, Wilsonart, Formica and Pionite. Wood veneer is available in transparent stain colors - custom stain matching available.

Edge Selections:

ERG offers a wide variety of table top edge materials including PVC, wood, aluminum, resin and laminate.

Special Edge Note: When ganging or butting tables together, ERG recommends using 3mm flat edge or flat wood edge. Square tables using PVC T-edge will have a 2" radius on all corners.

OPTIONS

- CODE: SB - Stretcher bar for tables under 72"
- CODE: STH - Special Table Height (any table height other than 29" or bar height)



GLIDE DETAIL



30" ROUND END TABLE



OVAL END TABLE

Features: Fixed Base

MODEL / DESCRIPTION / LIST PRICING

CAYMAN/ISLAND OCCASIONAL TABLES

	Model Number	Model Description	Table Top Size	Table Height	Table Shape	Shpg. Wght.	2A, 2B, 3A LAMINATE TOP	WOOD VENEER TOP	SOLID SURFACE TOP
	8650	End Table	20" dia.	17"	round	35 lbs.	\$743	\$772	CALL
	8651	End Table	24" dia.	17"	round	40 lbs.	\$765	\$796	CALL
	8652	End Table	30" dia.	17"	round	45 lbs.	\$788	\$819	CALL
	8653	End Table	36" dia.	17"	round	50 lbs.	\$819	\$851	CALL
	8654	End Table	20" dia.	22"	round	35 lbs.	\$760	\$788	CALL
	8655	End Table	24" dia.	22"	round	40 lbs.	\$783	\$814	CALL
	8656	End Table	30" dia.	22"	round	45 lbs.	\$807	\$838	CALL
	8657	End Table	36" dia.	22"	round	50 lbs.	\$839	\$866	CALL
	8668	End Table	20" x 30"	17"	oval	45 lbs.	\$792	\$824	CALL
	8669	End Table	20" x 36"	17"	oval	50 lbs.	\$842	\$875	CALL
	8670	End Table	20" x 42"	17"	oval	55 lbs.	\$936	\$974	CALL
	8671	End Table	20" x 30"	22"	oval	47 lbs.	\$810	\$842	CALL
	8672	End Table	20" x 36"	22"	oval	52 lbs.	\$869	\$904	CALL
	8673	End Table	20" x 42"	22"	oval	55 lbs.	\$963	\$1002	CALL

Features: Brushed Stainless Steel Base and Column



28" SQUARE END TABLE



4" RADIUS CORNER
END TABLE

MODEL / DESCRIPTION / LIST PRICING

CAYMAN/ISLAND OCCASIONAL TABLES

	Model Number	Model Description	Table Top Size	Table Height	Table Shape	Shpg. Wght.	2A, 2B, 3A LAMINATE TOP	WOOD VENEER TOP	SOLID SURFACE TOP
	8660	End Table	20" x 20"	17"	square	45 lbs.	\$743	\$772	CALL
	8661	End Table	24" x 24"	17"	square	50 lbs.	\$765	\$796	CALL
	8662	End Table	30" x 30"	17"	square	55 lbs.	\$788	\$819	CALL
	8663	End Table	20" x 20"	22"	square	47 lbs.	\$760	\$788	CALL
	8664	End Table	24" x 24"	22"	square	52 lbs.	\$783	\$814	CALL
	8665	End Table	30" x 30"	22"	square	55 lbs.	\$807	\$838	CALL
	8674	End Table	20" x 20"	17"	4" radius square	45 lbs.	\$788	\$818	CALL
	8675	End Table	24" x 24"	17"	4" radius square	50 lbs.	\$811	\$844	CALL
	8676	End Table	30" x 30"	17"	4" radius square	55 lbs.	\$835	\$868	CALL
	8677	End Table	20" x 20"	22"	4" radius square	47 lbs.	\$797	\$828	CALL
	8678	End Table	24" x 24"	22"	4" radius square	52 lbs.	\$822	\$853	CALL
	8679	End Table	30" x 30"	22"	4" radius square	55 lbs.	\$846	\$879	CALL

Features: Brushed Stainless Steel Base and Column



CODY OCCASIONAL TABLE

Cody Occasional Table built with your choice of laminate, wood veneer, stone, chroma or solid surface top on a welded 0.875" diameter steel tube frame.



CODY RECTANGLE COFFEE TABLE



CODY ROUND COFFEE TABLE

ORDERING INFORMATION

- | | |
|-----------------|--------------------------------|
| 1) Series Name | 4) Frame Finish |
| 2) Model Number | 5) Laminate / Veneer Selection |
| 3) Quantity | 6) Optional Items |

CODY SPECIFICATIONS

Table

Table top is CARB Phase I & Phase II Compliant. Laminate, wood veneer and phenolic backing are glued with water based adhesives. Table Top is 0.75" thick.

Table Tops

ERG offers over 1000 standard laminate choices from Nevamar, Wilsonart, Formica and Pionite. Wood veneer in transparent stain colors and custom stain matching are also available. Solid Surface, 3Form Chroma and stone table tops will be quoted upon request.

Frame

The Cody features a welded 0.875" 14-gauge diameter steel tube frame. Frames are sandblasted prior to final powder coating in your choice of standard powder coat colors. Available in optional polished chrome.

Glides

Factory installed adjustable steel glides.

OPTIONS

- CODE: PC - Polished Chrome Frame



CODY SQUARE END TABLE



CODY ROUND END TABLE

MODEL / DESCRIPTION / LIST PRICING

CODY OCCASIONAL TABLES

	Model Number	Model Description	Table Top Size	Table Height	Table Shape	Shipping Weight	2A, 2B, 3A LAMINATE/ CLEAR GLASS	WOOD VENEER
	COD102	End Table	24" dia.	17"	round	40 lbs.	\$743	\$918
	COD104	End Table	28" dia.	17"	round	50 lbs.	\$792	\$968
	COD106	End Table	24" dia.	22"	round	40 lbs.	\$761	\$972
	COD108	End Table	28" dia.	22"	round	45 lbs.	\$810	\$1026
	COD110	End Table	20 x 20"	17"	square	45 lbs.	\$774	\$1040
	COD112	End Table	24 x 24"	17"	square	60 lbs.	\$806	\$1071
	COD114	End Table	28 x 28"	17"	square	60 lbs.	\$842	\$1017
	COD116	End Table	20 x 20"	22"	square	80 lbs.	\$792	\$1058
	COD118	End Table	24 x 24"	22"	square	90 lbs.	\$824	\$1089
	COD120	End Table	28 x 28"	22"	square	90 lbs.	\$851	\$1026
	COD122	Coffee Table	36" dia.	17"	round	60 lbs.	\$860	\$1035
	COD124	Coffee Table	42" dia.	17"	round	60 lbs.	\$896	\$1071
	COD126	Coffee Table	36" dia.	22"	round	60 lbs.	\$887	\$1103
	COD128	Coffee Table	42" dia.	22"	round	60 lbs.	\$932	\$1148
	COD130	Coffee Table	48" x 24"	17"	rectangular	45 lbs.	\$1103	\$1368
	COD132	Coffee Table	60" x 24"	17"	rectangular	60 lbs.	\$1260	\$1526
	COD134	Coffee Table	48" x 24"	22"	rectangular	60 lbs.	\$1125	\$1301
	COD136	Coffee Table	60" x 24"	22"	rectangular	60 lbs.	\$1305	\$1571

NO POLISHED CHROME

CORSA SERIES

Corsa Series has a round cast iron base with a stainless steel cover. This series is an ERG special economically priced offering.



SOLID SURFACE SQUARE TOP CORSA
SIDE TABLE



LAMINATE ROUND TOP CORSA W/
WHITE POWDER COAT FINISH BASE



4" RADIUS CORNER TOP
SIDE TABLE

ORDER INFORMATION

- | | |
|-----------------|-------------------------------|
| 1) Series Name | 6) Laminate Selection and No. |
| 2) Model Number | 7) Edge Style Code and Color |
| 3) Size | 8) Wood Species |
| 4) Quantity | 9) Wood Stain Color |
| 5) Base Finish | 10) Optional Items |

CORSA OCCASIONAL TABLE BASE SPECIFICATIONS

Corsa Base

- Table Height** Available table height is 17" to 22".
- Column** 3" diameter stainless steel #201.
- Base** Stainless steel #201. Base spread is 17", 22", 28".
- Glides** Adjustable glides
- Assembly** Base mounts to tabletop with 1/4-20 x 1" machine screws into metal inserts in top.
NO WOOD SCREWS ARE USED.

TABLE TOP SPECIFICATIONS

Table Tops

Table top core is CARB Phase I & Phase II Compliant. Laminate, wood veneer and phenolic backing are glued with water based adhesives.

FINISHES

Table Base

Stainless steel #201 finish is standard. Optional standard powder coat colors are available.

Laminate/Veneer Selections

ERG offers over 1000 standard laminate choices from Nevamar, Wilsonart, Formica and Pionite. Wood veneer is available in transparent stain colors - custom stain matching available.

Special Edge Note:

Square tables using PVC T-edge will have a 2" radius on all corners. We also offer 4" radius corners.

OPTIONS

- CODE: SF - Powder Coat finish in choice of standard powder coat colors.

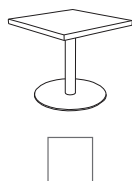
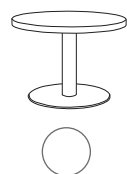


KRYSTALCAST ROUND TOP
CORSA SIDE TABLE



SOLID SURFACE SQUARE TOP
CORSA SIDE TABLE

ROUND AND SQUARE TOP



Model Number	Model Description	Table Top Size	Table Height	Table Shape	Shpg. Wght.	2A, 2B, 3A LAMINATE	WOOD VENEER	SOLID SURFACE TOP
7301	End Table	20" dia.	17"	round	35 lbs.	\$788	\$827	CALL
7302	End Table	24" dia.	17"	round	40 lbs.	\$820	\$868	CALL
7303	End Table	30" dia.	17"	round	45 lbs.	\$840	\$890	CALL
7304	End Table	36" dia.	17"	round	50 lbs.	\$872	\$924	CALL
7305	End Table	20" dia.	22"	round	35 lbs.	\$799	\$847	CALL
7306	End Table	24" dia.	22"	round	40 lbs.	\$830	\$880	CALL
7307	End Table	30" dia.	22"	round	45 lbs.	\$851	\$902	CALL
7308	End Table	36" dia.	22"	round	50 lbs.	\$882	\$935	CALL
7309	End Table	20" x 20"	17"	square	45 lbs.	\$799	\$847	CALL
7310	End Table	24" x 24"	17"	square	50 lbs.	\$830	\$880	CALL
7311	End Table	30" x 30"	17"	square	55 lbs.	\$851	\$902	CALL
7312	End Table	36" x 36"	17"	square	55 lbs.	\$872	\$924	CALL
7313	End Table	20" x 20"	22"	square	47 lbs.	\$809	\$858	CALL
7314	End Table	24" x 24"	22"	square	52 lbs.	\$840	\$890	CALL
7315	End Table	30" x 30"	22"	square	55 lbs.	\$861	\$913	CALL
7316	End Table	36" x 36"	22"	square	55 lbs.	\$892	\$935	CALL

OPTIONS

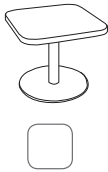
Add upcharge to list price and code to model number

SF	Powder Coat Color (per base)	\$60
----	------------------------------	------



4" RADIUS CORNER TOP
SIDE TABLE

4" RADIUS CORNER EDGE



Model Number	Model Description	Table Top Size	Table Height	Table Shape	Shpg. Wght.	2B, 3A LAMINATE	WOOD VENEER	SOLID SURFACE TOP
7317	End Table	20" dia.	17"	radius corner	35 lbs.	\$835	\$885	CALL
7318	End Table	24" dia.	17"	radius corner	40 lbs.	\$868	\$920	CALL
7319	End Table	30" dia.	17"	radius corner	45 lbs.	\$890	\$943	CALL
7320	End Table	36" dia.	17"	radius corner	50 lbs.	\$924	\$979	CALL
7321	End Table	20" x 20"	22"	square	47 lbs.	\$858	\$910	CALL
7322	End Table	24" x 24"	22"	square	52 lbs.	\$890	\$943	CALL
7323	End Table	30" x 30"	22"	square	55 lbs.	\$913	\$968	CALL
7324	End Table	36" x 36"	22"	square	55 lbs.	\$934	\$991	CALL

OPTIONS

Add upcharge to list price and code to model number

SF	Powder Coat Color (per base)	\$60
----	------------------------------	------



CUBE OCCASIONAL TABLE


Cube Occasional Tables features covered top and laminate sides. Offsetting to 2 different color laminates and a recessed base can give you various combinations.



OVAL TABLE



ROUND TABLE WITH WOOD INLAY
TOP EDGE AND RECESSED BASE



SQUARE END TABLE

ORDERING INFORMATION

- 1) Series Name
- 2) Model Number
- 3) Quantity
- 4) Laminate Name & Number
- 5) Optional Items

CUBE PLUS SPECIFICATIONS

Table

Tables are covered top and sides with high pressure laminate, or choose Optional Two Different Color Laminates: top portion of table (& recessed base) in one color, sides of table in another color.

Table Tops

ERG offers over 1000 standard laminate choices from Nevamar, Wilsonart, Formica and Pionite. Wood veneer in transparent stain colors and custom stain matching are also available. Solid Surface, 3Form Chroma and stone table tops will be quoted upon request

Glides

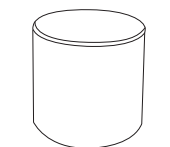
Four factory installed steel glides.

OPTIONS

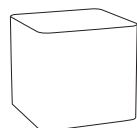
- CODE: 2LC - Two Color Laminate Choices - top portion of table (& recessed base) in one color, sides of table in another color.
- CODE: STH - Special Table Height
- CODE: RB - Recessed Base
- Cube Plus is also available in 29" height for display table. Call ERG for quote.
- TABLE ACCESSORIES - Wire Management, Power & Communication Options - see Accessories section in price list or call for quote.

MODEL / DESCRIPTION / LIST PRICING

CUBE PLUS OCCASIONAL TABLES



SHOWN WITH
SOLID SURFACE TOP



LAMINATE TOP

Model Number	Model Description	Table Top Size	Table Height	Table Shape	Shipping Weight.	LAMINATE
149A-17	End Table	18" dia.	17"	round	29 lbs.	\$907
149A-24	End Table	18" dia.	24"	round	36 lbs.	\$1146
149L-17	End Table	24" dia.	17"	round	35 lbs.	\$1003
149L-24	End Table	24" dia.	24"	round	39 lbs.	\$1225
149G-17	End Table	30" dia.	17"	round	109 lbs.	\$1163
149G-24	End Table	30" dia.	24"	round	119 lbs.	\$1338
149i-17	End Table	36" dia.	17"	round	121 lbs.	\$1400
149i-24	End Table	36" dia.	24"	round	129 lbs.	\$1816
149C-17	End Table	18 x 18"	17"	square	40 lbs.	\$1021
149C-24	End Table	18 x 18"	24"	square	43 lbs.	\$1149



ROUND END TABLE



SQUARE TABLE WITH
CORIAN TOP

MODEL / DESCRIPTION / LIST PRICING

CUBE PLUS OVAL OCCASIONAL TABLES

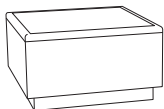


Model Number	Model Description	Table Top Size	Table Height	Table Shape	Shipping Weight	LAMINATE	WOOD VENEER
149-OV18	Table	18" x 27"	17"	oval	45 lbs.	\$1220	\$1586
149-OV22	Table	22" x 34"	17"	oval	60 lbs.	\$1340	\$1742

CUBE PLUS OCCASIONAL TABLES - 1.25" WOOD INLAY TOP EDGE, RECESSED BASE



Model Number	Model Description	Table Top Size	Table Height	Table Shape	Shipping Weight	LAMINATE
3678	Round Table	24" dia	17"	round	78 lbs.	\$1558
3679	Round Table	28" dia	17"	round	90 lbs.	\$1664
3691	Round Table	30" dia	17"	round	70 lbs.	\$1764
3692	Round Table	36" dia	17"	round	90 lbs.	\$1890



3680	Square Table	24" x 24"	17"	square	102 lbs.	\$1555
3681	Square Table	28" x 28"	17"	square	115 lbs.	\$1756
3693	Square Table	36" x 36"	17"	square	130 lbs.	\$1920

*Note on Models 3678 - 3693 "STH" option and additional charge will not apply on 16"-18" table height requests.

Cube Plus with Wood Inlay
AVAILABLE IN ROUND AND SQUARE TABLES



*Top and base covered in laminate.
1.25" waterfall edge in solid maple wood inlay.*

Optional 2 laminates:
choose a laminate for top and
recessed base and a different
color laminate for sides.

OPTIONS

Add upcharge to list price and code to model number

2LC	Two Laminate Color Choices - add to list price	\$125
RB	Recessed Base	\$150

STH	Special Table Height less than 22"	\$150
STH+	Special Table Height over 22"-24"	\$225

DION OCCASIONAL TABLE

Jackson / Dion Occasional Table features a 1.25" thick table top

- rectangular steel tubed crossed table frame
- standard powder coat finish.



SQUARE END TABLE



ROUND END TABLE

ORDERING INFORMATION

- | | |
|-----------------|---------------------------|
| 1) Series Name | 4) Laminate Name & Number |
| 2) Model Number | 5) Edge Selection |
| 3) Quantity | 6) Optional Items |

DION SPECIFICATIONS

Table Frame

Table frame is made of formed and welded 14 gauge steel 0.75" x 1.5" rectangular steel tubing with welded metal brackets for attaching tops. Frames are sandblasted and finished in your choice of standard powder coat colors or optional polished chrome. Product shipped completely assembled and ready for use.

Table Tops/Solid Surface

Laminate tops are 1.25" thick, finished with high pressure laminate.

Solid Surface and Corian table tops will be quoted upon request.

Laminate

ERG offers over 1000 standard laminate choices from Nevamar, Wilsonart, Formica and Pionite.

Glides

Four factory installed polyvinyl glides.

OPTIONS

- CODE: PC - Polished Chrome Frame




RECTANGULAR COFFEE TABLE

MODEL / DESCRIPTION / LIST PRICING

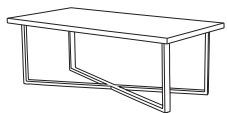
DION / JACKSON OCCASIONAL TABLES



Model Number	Model Description	Table Top Size	Table Height	Table Top Shape	Shipping Weight	LAMINATE TOP EDGE 2A, 2B, 3A	WOOD VENEER TOP SELF EDGE
111 DION	End Table	20" dia.	17"	round	29 lbs.	\$925	\$981
112 DION	End Table	24" dia.	17"	round	29 lbs.	\$1008	\$1068
113 DION	End Table	28" dia.	17"	round	49 lbs.	\$1215	\$1288
114 DION	End Table	20" dia.	22"	round	29 lbs.	\$1098	\$1164
115 DION	End Table	24" dia.	22"	round	29 lbs.	\$1180	\$1251
116 DION	End Table	28" dia.	22"	round	49 lbs.	\$1235	\$1309
127 DION	End Table	36" dia.	22"	round	49 lbs.	\$1380	\$1462



117 DION	End Table	20" x 20"	17"	square	29 lbs.	\$994	\$1054
118 DION	End Table	24" x 24"	17"	square	29 lbs.	\$1020	\$1081
119 DION	End Table	28" x 28"	17"	square	29 lbs.	\$1163	\$1233
120 DION	End Table	20" x 20"	22"	square	29 lbs.	\$1059	\$1123
121 DION	End Table	24" x 24"	22"	square	29 lbs.	\$1105	\$1171
122 DION	End Table	28" x 28"	22"	square	29 lbs.	\$1202	\$1274
128 DION	End Table	36 x 36"	22"	square	45 lbs.	\$1350	\$1430



123 DION	Coffee Table	24" x 48"	17"	rectangular	79 lbs.	\$1640	\$1738
124 DION	Coffee Table	24" x 60"	17"	rectangular	79 lbs.	\$1740	\$1844
125 DION	Coffee Table	24" x 48"	22"	rectangular	79 lbs.	\$1695	\$1796
126 DION	Coffee Table	24" x 60"	22"	rectangular	79 lbs.	\$1795	\$1902

OPTIONS

Add upcharge to list price and code to model number

PC	Polished Chrome Frame	\$285
----	-----------------------	-------

NEW

DUNCAN OCCASIONAL TABLE

Duncan Occasional Tables features laminated covered top and sides. Choose 2 different colors for an offset appearance. Metal legs are 8.25" tall, triangular with factory installed poly vinyl glides.



DUNCAN END TABLE



ROUND COFFEE TABLE

ORDERING INFORMATION

- | | |
|--------------------------|--------------------------------|
| 1) Series Name | 5) Laminate / Veneer Selection |
| 2) Model Number | 6) Optional 2nd Laminate |
| 3) Quantity | 7) Optional Items |
| 4) Powder Coat Leg Color | |

CABANA SPECIFICATIONS

Table

Table core is CARB Phase I & Phase II Compliant. Laminate and phenolic backing are glued with water based adhesives.

Table Finish

Covered top and sides with high pressure laminate, or choose Optional 2 Different Color laminates.

Laminate Selections

ERG offers over 1000 standard laminate choices from Nevamar, Wilsonart, Formica and Pionite. Solid Surface Corian overlay top tables will be quoted upon request.

Metal Legs

Legs are of tapered triangular metal and are 8.25" tall. Legs are sandblasted prior to final powder coating in your choice of standard powder coat colors. Legs have a factory installed poly vinyl glide. Optional polished chrome is available.

OPTIONS

- CODE: 2LC - 2 different color laminates
- CODE: PC - Polished Chrome Legs
- CODE: E2S - Electrical (Stainless Steel) - 2 AC Plugs.
- CODE: E2B - Electrical (Black) - 2 AC Plugs.
- CODE: E1S - Electrical/Data (Stainless Steel) - 1 AC Plug, 1 RJ45 Plug.
- CODE: E1B - Electrical/Data (Black) - 1 AC Plug, 1 RJ45 Plug.
- TABLE ACCESSORIES - Wire Management, Power & Communication Options - see Accessories section in price list or call for quote.



POLISHED CHROME LEGS



ELECTRICAL / DATA








END TABLE




ROUND COFFEE TABLE

MODEL / DESCRIPTION / LIST PRICING

DUNCAN / MALIBU OCCASIONAL TABLES

	Model Number	Model Description	Table Top Size	Legs	Table Height	Table Shape	Shipping Weight.	LAMINATE	VENEER
	3954	End Table	18" dia.	3 legs	18"	round	38 lbs.	\$1120	\$1201
	3955	End Table	18" x 18" sq.	4 legs	18"	square	48 lbs.	\$1200	\$1320
	3956	End Table	14" x 27" rect.	4 legs	18"	rectangle	48 lbs.	\$1300	\$1430
	3957	Coffee Table	24" dia.	4 legs	18"	round	42 lbs.	\$1295	\$1423
	3958	Coffee Table	30" dia.	4 legs	18"	round	45 lbs.	\$1360	\$1496
	3959	Coffee Table	36" dia.	4 legs	18"	round	56 lbs.	\$1420	\$1560
	3960	Coffee Table	30" x 30" sq.	4 legs	18"	square	62 lbs.	\$1390	\$1510
	3961	Coffee Table	36" x 36" sq.	4 legs	18"	square	70 lbs.	\$1445	\$1567
	3962	20° Curved Wedge	23" x 28" wedge	4 legs	18"	wedge	70 lbs.	\$945	\$992

Please specify placement of electrical box for upholstered units or occasional tables
On rectangular coffee tables, please specify electrical placement on long side or short side




OPTIONS

Add upcharge to list price and code to model number

2LC	2 Color Laminate option	\$125
PC	Polished Chrome Legs - 3 legs	\$60
PC	Polished Chrome Legs - 4 legs.	\$80
E2S	Electrical Option (S.S.) - 2 AC Plugs	\$395


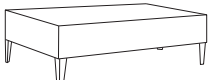
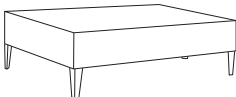
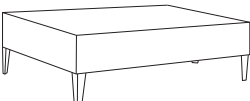
E2B	Electrical Option (Black) - 2 AC Plugs	\$360
E1S	RJ45 Data Option (S.S.) - 1 AC Plug + 1 RJ45 Plug	\$415
E1B	RJ45 Data Option (Black) - 1 AC Plug + 1 RJ45 Plug	\$380




RECTANGLE COFFEE TABLE

MODEL / DESCRIPTION / LIST PRICING

DUNCAN / MALIBU OCCASIONAL TABLES

	Model Number	Model Description	Table Top Size	Legs	Table Height	Table Shape	Shipping Weight.	LAMINATE	VENEER
	3963	Coffee Table	24" x 42"	4 legs	18"	rectangle	47 lbs.	\$1359	\$1427
	3964	Coffee Table	24" x 60"	4 legs	18"	rectangle	52 lbs.	\$1569	\$1647
	3965	Coffee Table	30" x 42"	4 legs	18"	rectangle	57 lbs.	\$1569	\$1647
	3966	Coffee Table	30" x 60"	4 legs	18"	rectangle	65 lbs.	\$1779	\$1867

Please specify placement of electrical box for upholstered units or occasional tables
On rectangular coffee tables, please specify electrical placement on long side or short side



OPTIONS

Add upcharge to list price and code to model number

2LC	2 Color Laminate option	\$125
PC	Polished Chrome Legs - 3 legs	\$60
PC	Polished Chrome Legs - 4 legs.	\$80
E2S	Electrical Option (S.S.) - 2 AC Plugs	\$395
E2B	Electrical Option (Black) - 2 AC Plugs	\$360

COVP	Cove Electrical (Black or Silver) - 2 AC Plugs	\$325
COVU	Cove Electrical (Black or Silver) - 2 AC Plugs + 2 USB	\$425
E1S	RJ45 Data Option (S.S.) - 1 AC Plug + 1 RJ45 Plug	\$415
E1B	RJ45 Data Option (Black) - 1 AC Plug + 1 RJ45 Plug	\$380

ERINA SERIES TABLES

The Erina Series features the identical leg design to compliment Erina Multipurpose Seating. Custom sizes are available.



ROUND COFFEE TABLE



SQUARE END TABLE



RECTANGULAR COFFEE TABLE

ORDERING INFORMATION

To Order Please Specify:

- 1) Series Name
- 2) Model Number
- 3) Quantity
- 4) Laminate Name and Number
- 5) Edge Selection
- 6) Powder Coat Leg Color

ERINA TABLE GENERAL SPECIFICATIONS

Table Tops

Table tops are 1.25" thick, finished in choice of laminate. Choose from over 1000 laminate choices from Wilsonart, Nevamar, Formica & Pionite.

Frame

Table legs are 12 gauge, 1" x 1.5" rectangular steel bolted to table top with metal inserts (No wood screws are used).

Finish

Standard powder coat colors available or optional Polished Chrome..

Glides

Tables come with factory installed black polyvinyl glides.

OPTIONS

- CODE: PC - Polished Chrome Legs

MODEL / DESCRIPTION / LIST PRICING

ERINA OCCASIONAL TABLES

	Model Number	Model Description	Table Top Size	Table Height	Table Shape	Shpg. Wght.	LAMINATE TOP 2A, 2B, 3A
	ER550	Square End	20" x 20"	17"	square	23 lbs.	\$565
	ER551	Square End	24" x 24"	17"	square	30 lbs.	\$597
	ER559	Square End	36" x 36"	17"	square	46 lbs.	\$665
	ER558	90° Corner	27.5" x 27.5"	17"	square	55 lbs.	\$718
	ER552	Round Coffee	30" dia.	17"	round	38 lbs.	\$630
	ER553	Round Coffee	36" dia.	17"	round	44 lbs.	\$675
	ER556	Rect. Coffee	28" x 42"	17"	rectangle	48 lbs.	\$764

OPTIONS

Add upcharge to list price and code to model number

PC	Polished Chrome Legs	\$120
----	----------------------	-------

GEOMETRA UPHOLSTERED W/TABLE TOPS

Geometra upholstered tables feature fully upholstered sides with laminate table tops standard. Available in shapes of circles, squares and triangles.



GEOMETRA SQUARE



GEOMETRA ROUND

ORDERING INFORMATION

- | | |
|--|----------------------------------|
| 1) Series Name | 6) Table Top Material and Finish |
| 2) Model Number | 7) Edge Selection |
| 3) Quantity | 8) Optional Items |
| 4) Fabric Grade and Number | |
| 5) Contrasting Fabric Grade and Number | |

GEOMETRA TABLE SPECIFICATIONS

Table Top

Table core is CARB Phase I & Phase II Compliant. Laminate, wood veneer and phenolic backing are glued with water based adhesives.

ERG offers over 1000 standard laminate choices from Nevamar, Wilsonart, Formica and Pionite.

Wood veneer, solid surface, 3form Chroma and stone table tops will be quoted upon request.

Frame

Frame assembly is constructed of solid and multi-ply hardwood milled on 4 sides to 1" thickness.

Glides

Tables come with factory installed, 2" nylon glides in black. Optional metal and wood legs are available.

Upholstery

Geometra can be upholstered in choice of fabric, vinyl, crypton, leather or Customers Own Material. Foam is bonded to all sides of hardwood frame. Two fabric design is available in square and circle occasional tables and three fabric design is available for triangular occasional tables.

NOTE: all adhesives used in ERG manufacturing are water based, non-toxic and 100% environmentally friendly.

OPTIONS

- CODE: FR - CA133 Fire Retardant - per yard.
- CODE: WOD - Maple Wood Legs.
- CODE: PC - Polished Chrome Legs.
- CODE: 2FO - Two Fabric Option.
- CODE: 3FO - Three Fabric Option.
- CODE: E2S - Electrical (Stainless Steel) - 2 AC Plugs.
- CODE: E2B - Electrical (Black) - 2 AC Plugs.
- CODE: E1S - Electrical/Data (Stainless Steel) - 1 AC Plug, 1 RJ45 Plug.
- CODE: E1B - Electrical/Data (Black) - 1 AC Plug, 1 RJ45 Plug.
- CODE: SST - Solid Surface top.
- TABLE ACCESSORIES - Wire Management, Power & Communication Options - see Accessories section in price list or call for quote.



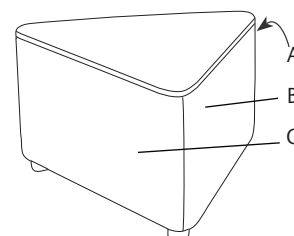
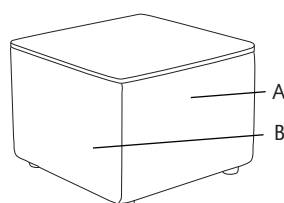
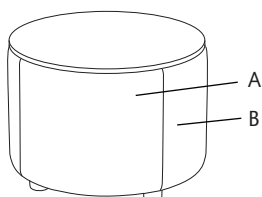
MAPLE WOOD LEGS



ELECTRICAL / DATA

TWO & THREE FABRIC DESIGN

Due to the geometric design options it is necessary to **include with your order a sketch/layout** to specify which fabric is to be used on each area of the Geometra. Use the callouts shown below to define fabric areas in your sketch.



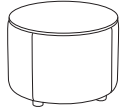
Three Fabric Design for the triangle shape only

DIMENSIONS	Circle Table	Triangle Table	Square Table
Overall Depth:	24", 30", 36"	29"	24", 29"
Overall Width:	24", 30", 36"	29"	24", 29"
Overall Height:	18"	18"	18"
Qty./Wt.:	1 ea./39 lbs.	1 ea./45 lbs.	1 ea./65 lbs.



SQUARE GEOMETRA WITH LAMINATE TOP

MODEL / DESCRIPTION / LIST PRICING



580 24" Circle Table with Laminate Top COM Yardage: 1.25 Yds.

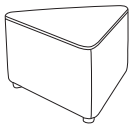
COM	GR1	GR2	GR3	GR4	GR5	GR6	GR7	GR8	GR9	GR10	LEA
\$1509	\$1615	\$1679	\$1746	\$1816	\$1889	\$1964	\$2043	\$2125	\$2210	\$2298	\$2716

582 30" Circle Table with Laminate Top COM Yardage: 1.5 Yds.

COM	GR1	GR2	GR3	GR4	GR5	GR6	GR7	GR8	GR9	GR10	LEA
\$1812	\$1939	\$2016	\$2097	\$2181	\$2268	\$2359	\$2453	\$2551	\$2653	\$2760	\$3262

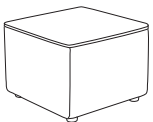
584 36" Circle Table with Laminate Top COM Yardage: 2 Yds.

COM	GR1	GR2	GR3	GR4	GR5	GR6	GR7	GR8	GR9	GR10	LEA
\$2075	\$2220	\$2309	\$2401	\$2497	\$2597	\$2701	\$2809	\$2922	\$3039	\$3160	\$3735



586 29" Triangle Table with Laminate Top COM Yardage: 2 Yds.

COM	GR1	GR2	GR3	GR4	GR5	GR6	GR7	GR8	GR9	GR10	LEA
\$1850	\$1980	\$2059	\$2141	\$2227	\$2316	\$2408	\$2505	\$2605	\$2709	\$2817	\$3330



588 24" Square Table with Laminate Top COM Yardage: 1.5 Yds.

COM	GR1	GR2	GR3	GR4	GR5	GR6	GR7	GR8	GR9	GR10	LEA
\$1476	\$1579	\$1642	\$1708	\$1777	\$1848	\$1921	\$1998	\$2078	\$2161	\$2248	\$2657

590 29" Square Table with Laminate Top COM Yardage: 2.25 Yds.

COM	GR1	GR2	GR3	GR4	GR5	GR6	GR7	GR8	GR9	GR10	LEA
\$1801	\$1927	\$2004	\$2084	\$2168	\$2254	\$2345	\$2438	\$2536	\$2637	\$2743	\$3242

OPTIONS

Add upcharge to list price and code to model number

FR	CA133 Fire Retardant - per yard	\$90/yd.
WOD	Solid Maple Wood Legs	\$90
PC	Polished Chrome legs - set of 4	\$90
2FO	Two Fabric Option	-
3FO	Three Fabric Option	-

E2S	Electrical Option (S.S.) - 2 AC Plugs	\$395
E2B	Electrical Option (Black) - 2 AC Plugs	\$360
E1S	RJ45 Data Option (S.S.) - 1 AC Plug + 1 RJ45 Plug	\$415
E1B	RJ45 Data Option (Black) - 1 AC Plug + 1 RJ45 Plug	\$380
SST	Solid Surface top	Call

GRANADA OCCASIONAL TABLE

Granada Occasional Tables feature laminate or veneer table tops and choice of metal or wood legs. Available in square and rectangle table top shapes available in 17", 30", and 40" heights.



GRANADA 4-LEG METAL COFFEE TABLE



GRANADA WOOD SLED-BASE COFFEE TABLE

ORDERING INFORMATION

- | | |
|-----------------|--------------------------------|
| 1) Series Name | 5) Wood Stain Color |
| 2) Model Number | 6) Laminate / Veneer Selection |
| 3) Quantity | 7) Edge Selection |
| 4) Frame Color | 8) Optional Items |

GRANADA SPECIFICATIONS

Table Top

Laminate or veneer table tops are 0.75" overall thickness finished with high pressure laminate or wood veneer. ERG offers over 1000 standard laminate choices from Nevamar, Wilsonart, Formica and Pionite. Wood veneer may be stained in your choice of transparent wood stain colors. For table edge, choose from Self Edge, 3mm PVC, or 3mm Woodtone PVC in one of 5 woodtones. Solid Surface Corian table tops quoted upon request.

Metal Table Frame

Metal table legs are made of 14 gauge 0.75" x 1.5" steel tubing. Frame is hand brazed welds, ground smooth and sandblasted. 4 black nylon glides are factory installed. Table frames are sandblasted and finished in your choice of standard powder coat colors.

Wood Table Frame

Wood table legs are made of 1" x 1.5" and 1" x 2" hardrock maple with pin and dowel construction. Sanded to perfection and stained in your choice of transparent wood stain colors.

Glide

Factory installed Black Nylon Glides





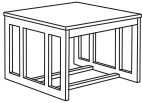
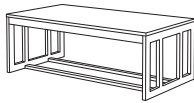
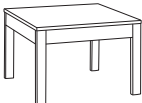
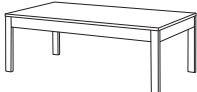
GRANADA 4 LEG WOOD END TABLE



GRANADA 4 LEG METAL END TABLE

MODEL / DESCRIPTION / LIST PRICING

GRANADA OCCASIONAL TABLES

	Model Number	Model Description	Table Top Size	Table Height	Table Top Shape	Shipping Weight	2A, 2B, 3A LAMINATE	WOOD VENEER
	4510	Metal 4-Leg End Table	24" x 24"	17"	square	60 lbs	\$965	\$1405
	4511	Metal 4-Leg End Table	28" x 28"	17"	square	63 lbs	\$1045	\$1534
	4512	Metal 4-Leg Coffee Table	24" x 48"	17"	rectangular	63 lbs	\$1410	\$1908
	4513	Metal 4-Leg Coffee Table	24" x 72"	17"	rectangular	70 lbs	\$1545	\$2218
	4520	Wood Sled Base End Table	24" x 24"	17"	square	55 lbs	\$1065	\$1560
	4521	Wood Sled Base End Table	28" x 28"	17"	square	58 lbs	\$1195	\$1739
	4522	Wood Sled Base Coffee Table	24" x 48"	17"	rectangular	68 lbs	\$1450	\$1800
	4523	Wood Sled Base Coffee Table	24" x 72"	17"	rectangular	75 lbs	\$1585	\$1750
	4524	Wood 4-Leg End Table	24" x 24"	17"	square	58 lbs	\$898	\$1307
	4525	Wood 4-Leg End Table	28" x 28"	17"	square	53 lbs	\$960	\$1363
	4526	Wood 4-Leg Coffee Table	24" x 48"	17"	rectangular	63 lbs	\$1210	\$1739
	4527	Wood 4-Leg Coffee Table	24" x 72"	17"	rectangular	70 lbs	\$1425	\$2012

HARMONY OCCASIONAL TABLE

Harmony Series features a one piece trumpet design table base with a standard powder coat finish. Choose from our large selection of laminate or wood veneer tops.



ORDERING INFORMATION

- 1) Series Name
- 2) Model Number
- 3) Quantity
- 5) Laminate / Veneer Selection
- 6) Edge Selection

HARMONY SPECIFICATIONS

Table Top

Colored Glass table tops are tempered glass, 0.5" thick, with polished and beveled edge. Laminate tops available with self edge. Wood veneer tops available with wood edge.

Table Base

Table base is one-piece steel trumpet design with standard powder coat finish. Base is 17" diameter. Protective floor felt is glued to bottom.

OPTIONS

- CODE: PC - Polished Chrome Base
- CODE: VTT - Veneer Table Top

MODEL / DESCRIPTION / LIST PRICING

HARMONY OCCASIONAL TABLES -- LAMINATE OR WOOD VENEER TOP



Model Number	Model Description	Table Top Size	Table Height	Table Top Shape	Shipping Weight	Laminate Top 2A, 2B, 3A	WOOD VENEER
326G	Occasional Table	24" dia.	18"	round	29 lbs	\$888	\$1273
327G	Occasional Table	30" dia.	18"	round	29 lbs	\$948	\$1363
328G	Occasional Table	36" dia.	18"	round	29 lbs	\$1047	\$1444

OPTIONS

Add upcharge to list price and code to model number

PC	Polished Chrome Base	\$120
----	----------------------	-------

NEWPORT OCCASIONAL TABLE

The Newport Occasional Table is high pressure laminate or solid surface top on a welded solid steel frame. Coordinates with Newport Lounge Series.



NEWPORT ROUND COFFEE TABLE



NEWPORT ROUND END TABLE

ORDERING INFORMATION

- | | |
|-----------------|--------------------------------|
| 1) Series Name | 5) Laminate / Veneer Selection |
| 2) Model Number | 6) Edge Selection |
| 3) Quantity | 7) Optional Items |
| 4) Frame finish | |

NEWPORT SPECIFICATIONS

Table

Table top is CARB Phase I & Phase II Compliant. Laminate, wood veneer and phenolic backing are glued with water based adhesives.

Table Tops

ERG offers over 1000 standard laminate choices from Nevamar, Wilsonart, Formica and Pionite. Wood veneer in transparent stain colors and custom stain matching are also available. Solid Surface, 3Form Chroma and stone table tops will be quoted upon request.

Frame


The Newport features a welded 0.5" x 2" solid steel frame. Frames are sandblasted prior to final powder coating in your choice of standard powder coat colors.

Series Note:

For more Newport models - See Banquettes and Benches.



NEWPORT RECTANGULAR COFFEE TABLE



NEWPORT RECTANGULAR COFFEE TABLE

MODEL / DESCRIPTION / LIST PRICING

NEWPORT OCCASIONAL TABLES

	Model Number	Model Description	Table Top Size	Table Height	Table Shape	Shpg. Wght.	2A,2B, 3A LAMINATE	WOOD VENEER SELF EDGE
	NEW102	End Table	24" dia.	17"	round	40 lbs.	\$1015	\$1462
	NEW104	End Table	28" dia.	17"	round	50 lbs.	\$1225	\$1764
	NEW106	End Table	24" dia.	22"	round	40 lbs.	\$1116	\$1607
	NEW108	End Table	28" dia.	22"	round	45 lbs.	\$1348	\$1940
	NEW110	End Table	20" x 20"	17"	square	45 lbs.	\$1085	\$1562
	NEW112	End Table	24" x 24"	17"	square	60 lbs.	\$1295	\$1865
	NEW114	End Table	28" x 28"	17"	square	60 lbs.	\$1395	\$2009
	NEW116	End Table	20" x 20"	22"	square	80 lbs.	\$1194	\$1719
	NEW118	End Table	24" x 24"	22"	square	90 lbs.	\$1424	\$2050
	NEW120	End Table	28" x 28"	22"	square	90 lbs.	\$1535	\$2210
	NEW122	Coffee Table	36" dia.	17"	round	60 lbs.	\$1425	\$2052
	NEW124	Coffee Table	42" dia.	17"	round	60 lbs.	\$1525	\$2196
	NEW126	Coffee Table	36" dia.	22"	round	60 lbs.	\$1568	\$2257
	NEW128	Coffee Table	42" dia.	22"	round	60 lbs.	\$1678	\$2265
	NEW130	Coffee Table	24" x 48"	17"	rectangular	45 lbs.	\$1725	\$2484
	NEW132	Coffee Table	24" x 60"	17"	rectangular	60 lbs.	\$1875	\$2700
	NEW134	Coffee Table	24" x 48"	22"	rectangular	60 lbs.	\$1898	\$2733
	NEW136	Coffee Table	24" x 60"	22"	rectangular	60 lbs.	\$2062	\$2969

NEW

OJAI WOOD OCCASIONAL TABLE

The Ojai occasional features a solid maple base platform. The body and top are wood veneer of laminate over wood care with decorative details of a hardwood multiply birch reveal.



OJAI COFFEE TABLE



OJAI RECTANGLE END TABLE



BASE AND REVEAL
DETAIL

ORDERING INFORMATION

- 1) Series Name
- 2) Model Number
- 3) Quantity
- 4) Table top material/finish selection
- 5) Table body material/finish selection
- 6) Table base wood finish

OJAI OCCASIONAL SPECIFICATIONS

Table

Table is CARB Phase I & Phase II compliant. Laminate wood veneer and phenolic backing are glued with water based adhesives. Custom sizes are available.

Table tops

ERG offers over 1000 standard laminate choices from Nevamar, Wilsonart, Formica and Pionite. Wood veneer in transparent stain colors and custom stain matching are also available. Solid Surface, 3Form Chroma and stone table tops will be quoted upon request.

Table Base

Base is solid maple with a 5/8 " hardwood multiply reveal in your choice of 16 standard colors.

Glides




Four black polyvinyl glides factory installed.

Series Note:

For Ojai seating - See Lounge Section.

MODEL / DESCRIPTION / LIST PRICING

OJAI OCCASIONAL TABLES

	Model Number	Model Description	Table Top Size	Table Height	TableTop Shape	Shipping Weight	LAMINATE	WOOD VENEER
	OJA2226	Rect. End	22" x 26"	18"	rectangle	65 lbs.	\$1520	\$1680
	OJA2424	Sq. Coffee	24" x 24"	18"	square	65 lbs.	\$1490	\$1645
	OJA3030	Sq. Coffee	30" x 30"	18"	square	75 lbs.	\$1665	\$1815
	OJA3636	Sq. Coffee	36" x 36"	18"	square	95 lbs.	\$1795	\$1905
	OJA3060	Rect. Coffee	30" x 60"	18"	rectangle	95 lbs.	\$1910	\$2245

ORLANDO OCCASIONAL TABLE

The Orlando is made of solid maple wood and can be finished in your choice of transparent wood stain colors.



SQUARE END TABLE



COFFEE TABLE

ORDERING INFORMATION

- 1) Series Name
- 2) Model Number
- 3) Quantity
- 4) Laminate Selection
- 5) Edge Selection
- 6) Wood Stain Finish Color
- 7) Optional Items

ORLANDO SPECIFICATIONS

Table Frame

Frame is constructed of solid maple wood. Apron is 1.25" x 3" with maple wood legs, 1.25" x 3" each, having a full bullnose detail. Assembly includes dowel construction with steel stamped corner angle bracket attaching top to frame. Tables come with factory installed, adjustable steel glides.

Apron, Edge and Legs

Finished in your choice of transparent wood stain colors. For colors refer to "Color Selections" brochure. For actual color samples, please call ERG Customer Service.

Laminate Selections

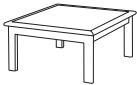

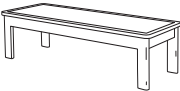
ERG offers over 1000 standard laminate choices from Nevamar, Wilsonart, Formica and Pionite.

LAMINATE TOP EDGES



MODEL / DESCRIPTION / LIST PRICING

ORLANDO OCCASIONAL TABLES

	Model Number	Model Description	Table Top Size	Table Height	TableTop Shape	Shipping Weight	2A, 2B, 3A LAMINATE	WOOD VENEER FLAT	WOOD VENEER BULLNOSE
	OROT30S	Square End	30" x 30"	18"	square	40 lbs.	\$1140	\$1482	\$1512
	OROT36S	Square End	36" x 36"	18"	square	45 lbs.	\$1195	\$1553	\$1573
	OROT42S	Square End	42" x 42"	18"	square	50 lbs.	\$1245	\$1618	\$1638
	OROT30R	Round End	30" dia.	18"	round	40 lbs.	\$1240	\$1612	\$1632
	OROT36R	Round End	36" dia.	18"	round	45 lbs.	\$1298	\$1687	\$1709
	OROT42R	Round End	42" dia.	18"	round	50 lbs.	\$1348	\$1752	\$1790
	OROT2560	Coffee Table	24" x 60"	18"	rectangle	55 lbs.	\$1580	\$1890	\$1917
	OROT2572	Coffee Table	24" x 72"	18"	rectangle	65 lbs.	\$1680	\$2009	\$2037
	OROT2584	Coffee Table	24" x 84"	18"	rectangle	70 lbs.	\$1780	\$2129	\$2156
	OROT3060	Coffee Table	30" x 60"	18"	rectangle	75 lbs.	\$1880	\$2248	\$2276
	OROT3672	Coffee Table	30" x 72"	18"	rectangle	80 lbs.	\$1980	\$2368	\$2405
	OROT3084	Coffee Table	30" x 84"	18"	rectangle	85 lbs.	\$2080	\$2488	\$2515

SAWYER OCCASIONAL TABLE

Sawyer features a choice of laminate or wood veneer table tops with a square or round steel column and square base.



SAWYER SQUARE TABLE WITH LAMINATE TOP

ORDERING INFORMATION

- 1) Series Name
- 2) Model Number
- 3) Quantity
- 4) Laminate / Veneer Selection
- 5) Edge Selection
- 6) Powder coat Color
- 7) Optional Items

SAWYER SPECIFICATIONS

Table Base

Table base is 16" x 16" square steel with four adjustable glides. Table column is 2.5" x 2.5" square or 3" diameter round steel tubing. Powdercoat color is standard

OPTIONS

- CODE: PC - Polished Chrome

MODEL / DESCRIPTION / LIST PRICING


SAWYER OCCASIONAL TABLES – STEEL BASE AND LAMINATE OR WOOD VENEER TOP

	Model Number	Model Description	Table Top Size	Table Height	Table Top Shape	Shipping Weight	LAMINATE EDGE 3-A	WOOD VENEER
	SAW332	Occasional Table	24" x 24"	20"	square	29 lbs	\$912	\$1342
	SAW333	Occasional Table	30" x 30"	20"	square	29 lbs	\$946	\$1368
	SAW334	Occasional Table	36" x 36"	20"	square	29 lbs	\$1032	\$1435
	SAW335	Occasional Table	30" x 48"	20"	rectangular	29 lbs	\$1416	\$1997
	SAW336	Occasional Table	30" x 60"	20"	rectangular	29 lbs	\$1536	\$2179



SLAM OCCASIONAL TABLE

Slam occasional table built with your choice of laminate, wood veneer or solid surface top on a welded 1" square steel tube frame or 2" square solid wood legs.



RECTANGULAR TABLE WITH CUBE FRAME



RECTANGULAR TABLE TOP WITH SLED FRAME

ORDERING INFORMATION

- | | |
|-----------------|--------------------------------|
| 1) Series Name | 4) Frame Finish |
| 2) Model Number | 5) Laminate / Veneer Selection |
| 3) Quantity | 6) Optional Items |

CODY SPECIFICATIONS

Table

Table top is CARB Phase I & Phase II Compliant. Laminate, wood veneer and phenolic backing are glued with water based adhesives. Table Top is 0.75" thick.

Table Tops

ERG offers over 1000 standard laminate choices from Nevamar, Wilsonart, Formica and Pionite. Wood veneer in transparent stain colors and custom stain matching are also available. Solid Surface, 3Form Chroma and stone table tops will be quoted upon request.

Frame

The Slam features a welded 1" square steel tube frame. Frames are sandblasted prior to final powder coating in your choice of standard powder coat colors. Available in optional polished chrome. Wood frame features 2" square solid wood legs in all standard stain colors.

Glides

Factory installed glides included.

OPTIONS

- CODE: PCL - Polished chrome 4 leg frame



CORNER TABLE



WOOD LEG TABLE WITH LAMINATE TOP



RECTANGULAR TABLE



CORNER TABLE

SLAM OCCASIONAL TABLES

	Model Number	Model Description	Table Top Size	Table Height	Table Top Shape	Shipping Weight	LAMINATE EDGE 3-A	WOOD VENEER	SOLID SURFACE
	6431	End Table 4 Leg Frame	20"x20"	17"	square	30 lbs	\$825	\$875	Call for quote
	6432	End Table 4 Leg Frame	20"x28"	17"	square	30 lbs	\$978	\$1036	Call for quote
	6433	Corner Table 4 Leg Frame	28"x28"	17"	square	30 lbs	\$1119	\$1184	Call for quote
	6434	Rectangular Table 4 Leg Frame	20"x42"	17"	rectangle	35 lbs	\$1260	\$1335	Call for quote
	6435	Rectangular Table 4 Leg Frame	20"x60"	17"	rectangle	50 lbs	\$1363	\$1444	Call for quote

OPTIONS

Add upcharge to list price and code to model number

PCL	Polished chrome 4 leg frame (20"x28" Table)	\$225
PCL	Polished chrome 4 leg frame (28"x28" Table)	\$325
PCL	Polished chrome 4 leg frame (20"x42" Table)	\$358
PCL	Polished chrome 4 leg frame (20"x60" Table)	\$475



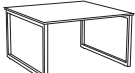
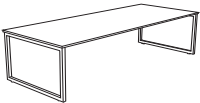
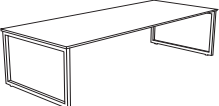


RECTANGULAR TABLE TOP WITH SLED FRAME



CORNER TABLE WITH SLED FRAME






SLAM OCCASIONAL TABLES

	Model Number	Model Description	Table Top Size	Table Height	Table Top Shape	Shipping Weight	LAMINATE EDGE 3-A	WOOD VENEER	SOLID SURFACE
	6440	Corner Table Sled Frame	20"x20"	17"	square	30 lbs	\$848	\$899	Call for quote
	6441	Corner Table Sled Frame	20"x28"	17"	square	30 lbs	\$1034	\$1096	Call for quote
	6442	Corner Table Sled Frame	28"x28"	17"	square	30 lbs	\$1236	\$1307	Call for quote
	6443	Rectangular Table Sled Frame	20"x42"	17"	rectangle	35 lbs	\$1401	\$1484	Call for quote
	6444	Rectangular Table Sled Frame	20"x60"	17"	rectangle	50 lbs	\$1480	\$1540	Call for quote



RECTANGULAR TABLE WITH CUBE FRAME

SLAM OCCASIONAL TABLES

	Model Number	Model Description	Table Top Size	Table Height	Table Top Shape	Shipping Weight	LAMINATE EDGE 3-A	WOOD VENEER	SOLID SURFACE
	6448	Corner Table Cube Frame	20"x20"	17"	square	30 lbs	\$848	\$899	Call for quote
	6449	Corner Table Cube Frame	20"x28"	17"	square	30 lbs	\$1119	\$1185	Call for quote
	6450	Corner Table Cube Frame	28"x28"	17"	square	30 lbs	\$1347	\$1426	Call for quote
	6451	Rectangular Table Cube Frame	20"x42"	17"	rectangle	35 lbs	\$1547	\$1638	Call for quote
	6452	Rectangular Table Cube Frame	20"x60"	17"	rectangle	50 lbs	\$1629	\$1717	Call for quote



RECTANGULAR TABLE WITH SOLID SURFACE TOP



CORNER TABLE WITH LAMINATE TOP

SLAM OCCASIONAL WOOD TABLES

	Model Number	Model Description	Table Top Size	Table Height	Table Top Shape	Shipping Weight	LAMINATE EDGE 3-A	WOOD VENEER	SOLID SURFACE
	6455	Corner Table Wood Frame	20"x20"	17"	square	30 lbs	\$880	\$933	Call for quote
	6456	Corner Table Wood Frame	20"x28"	17"	square	30 lbs	\$902	\$957	Call for quote
	6457	Corner Table Wood Frame	28"x28"	17"	square	30 lbs	\$1081	\$1146	Call for quote
	6458	Rectangular Table Wood Frame	20"x42"	17"	rectangle	35 lbs	\$1241	\$1305	Call for quote
	6459	Rectangular Table Wood Frame	20"x60"	17"	rectangle	50 lbs	\$1363	\$1444	Call for quote



SYMPHONY OCCASIONAL TABLE

Symphony Series are topped with laminate, wood veneer or solid surface on your choice of wood or metal legs. Design coordinates our Symphony Lounge Series.



END TABLES



COFFEE AND END TABLES SHOWN WITH SYMPHONY LOUNGE

ORDERING INFORMATION

- | | |
|---------------------|-----------------------------|
| 1) Series Name | 5) Veneer Name & Number |
| 2) Model Number | 6) Laminate Name and Number |
| 3) Quantity | 7) Edge Choice |
| 4) Wood Stain Color | 8) Optional Items |

SYMPHONY SPECIFICATIONS

Table Tops

ERG offers over 1000 standard laminate choices from Nevamar, Wilsonart, Formica and Pionite. Wood veneer in transparent stain colors and custom stain matching are also available. Solid Surface, 3Form Chroma and stone table tops will be quoted upon request.

Wood Table Legs

Wood Table legs are made of 2.5" square tapered Hardrock Maple and 1" x 2" Hardrock Maple with pin and dowel construction. Sanded to perfection and stained in your choice of transparent wood stain colors.

Metal Table Legs

Metal Table legs are made of 14 gauge .75" x 1.5" steel tubing with laser cut and welded steel tapered plate. Frame is hand brazed welds, ground smooth and sandblasted. Finished in your choice of standard powder coat colors.



Tapered Wood Leg



Tapered Metal Leg



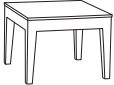



SYMPHONY COFFEE TABLE




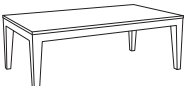
SYMPHONY WOOD

MODEL / DESCRIPTION / LIST PRICING

SYMPHONY OCCASIONAL TABLES -- WOOD LEG

	Model Number	Model Description	Table Top Size	Table Height	Table Top Shape	Shipping Weight	LAMINATE EDGE 2A, 2B, 3A	WOOD VENEER
	4929	End Table	20" x 29"	16"	square	50 lbs	\$698	\$740
	4930	End Table	24" x 24"	17"	square	55 lbs	\$831	\$881
	4931	End Table	28" x 28"	17"	square	63 lbs	\$884	\$937
	4932	Coffee Table	24" x 48"	17"	rectangular	66 lbs	\$1050	\$1113
	4933	Coffee Table	24" x 72"	17"	rectangular	58 lbs	\$1295	\$1373
	4938	Wedge Table	24" x 24" x 4"	17"	45° wedge	42 lbs	\$995	\$1055

SYMPHONY OCCASIONAL TABLES -- METAL LEG

	Model Number	Model Description	Table Top Size	Table Height	Table Top Shape	Shipping Weight	Laminate Top Edge 2A, 2B, 3A	Wood Veneer Top
	4934	End Table	24" x 24"	17"	square	58 lbs	\$931	\$1415
	4935	End Table	28" x 28"	17"	square	58 lbs	\$1026	\$1548
	4936	Coffee Table	24" x 48"	17"	rectangular	58 lbs	\$1138	\$1727
	4937	Coffee Table	24" x 72"	17"	rectangular	58 lbs	\$1311	\$1947

VENTURA METAL OCCASIONAL TABLE

Ventura Metal Tables are topped with laminate, wood veneer or a solid surface on stylish steel frame which coordinates with our Ventura Metal Seating.



MIDDLE ON-LINE TABLE



QUARTER ROUND ON-LINE TABLE




END (L or R) ON-LINE TABLE


ORDERING INFORMATION

To Order Please Specify:

- 1) Series Name
- 2) Model Number
- 3) Quantity
- 4) Select Table Top Material
- 5) Select Table Top Option (Flush or Lowered)
- 6) Edge Style Selection and Color



FLUSH TOP - FT



LOWERED TOP -LT

VENTURA METAL SPECIFICATIONS

Table Tops

Laminate or solid surface table tops are .75" overall thickness finished with high pressure laminate. Acrylic table tops are 1" overall thickness. ERG offers over 1000 standard laminate choices from Nevamar, Wilsonart, Formica and Pionite. Wood veneer may be stained in transparent wood stain colors. Solid Surface top tables quoted upon request.

Frame




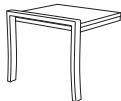

Metal table legs are made of 14 gauge 1" x 2" steel tubing. Table frames are sandblasted and finished in your choice of standard powder coat colors.

Glides

Metal self leveling glides are factory installed.

MODEL / DESCRIPTION / LIST PRICING

VENTURA METAL OCCASIONAL TABLES

	Model Number	Model Description	Table Top Size	Table Height	Table Top Shape	Shipping Weight	LAMINATE EDGE 2A, 2B, 3A	WOOD VENEER
	3122	End Table	21.5" x 22"	18"	square	55 lbs	\$917	\$1065
	3124	Coffee Table	21.5" x 42"	18"	rectangular	70 lbs	\$1264	\$1490
	3126	Coffee Table	21.5" x 60"	18"	rectangular	75 lbs	\$1397	\$1590
	3128	On-Line Middle Table	21.5" x 20" x 15.5"	15.5"	square	15 lbs	\$565	\$695
	3130R	On-Line End Table	24.5" x 23" x 15.5"	15.5"	square	30 lbs	\$758	\$877
	3132L	On-Line End Table (Right/Left - When seated)	24.5" x 23" x 15.5"	15.5"	square	30 lbs	\$758	\$877
	3134	On-Line Quarter Round Table	26.5" x 26.5" x 15.5"	15.5"	quarter round	30 lbs	\$812	\$945



VENTURA WOOD OCCASIONAL TABLE

Ventura wood offers your choice of laminate or wood table tops built on a Maple base. Ventura Wood design coordinates with the Ventura Wood Seating.



END TABLE



COFFEE TABLE 42" or 60"



QUARTER ROUND ON-LINE TABLE

ORDERING INFORMATION

To Order Please Specify:

- 1) Series Name
- 2) Model Number
- 3) Quantity
- 4) Select Table Top Material
- 5) Edge Style Selection and Color
- 6) Wood Finish for Frame and Legs



MIDDLE ON-LINE TABLE



END (L or R) ON-LINE TABLE

VENTURA WOOD GENERAL SPECIFICATIONS

Table Tops

Laminate or solid surface table tops are .75" overall thickness finished with high pressure laminate. Acrylic table tops are 1" overall thickness. ERG offers over 1000 standard laminate choices from Nevamar, Wilsonart, Formica and Pionite. Wood veneer may be stained in transparent wood stain colors. Solid Surface top tables quoted upon request.

Frame




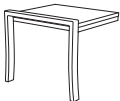

Frame and Legs are constructed of Maple, available in standard transparent wood stain colors.

Glides

Metal self leveling glides are factory installed.

MODEL / DESCRIPTION / LIST PRICING

VENTURA WOOD OCCASIONAL TABLES

	Model Number	Model Description	Table Top Size	Table Height	Table Top Shape	Shipping Weight	LAMINATE EDGE 2A, 2B, 3A	WOOD VENEER
	3044	End Table	20" x 20"	18"	square	50 lbs	\$885	\$1025
	3045	Coffee Table	20" x 42"	18"	rectangular	70 lbs	\$1222	\$1380
	3046	Coffee Table	20" x 60"	18"	rectangular	75 lbs	\$1352	\$1500
	3050	On-Line Middle Table	21.5" x 20"	15.5"	square	15 lbs	\$628	\$750
	3048R	On-Line End Table	20" x 20"	15.5"	square	30 lbs	\$822	\$952
	3047L	On-Line End Table (Right/Left - When seated)	20" x 20"	15.5"	square	30 lbs	\$822	\$952
	3049	On-Line Quarter Round Table	26.5" x 26.5"	15.5"	quarter round	25 lbs	\$904	\$1050



WESTLAKE METAL

Westlake Metal occasional table is built with your choice of laminate, wood veneer or solid surface top on a welded 1.25" diameter steel tube frame.



COFFEE TABLE / STRAIGHT LEGS



RECTANGULAR COFFEE TABLE CURVED LEGS

ORDERING INFORMATION

- | | |
|-----------------|--------------------------------|
| 1) Series Name | 4) Frame Finish |
| 2) Model Number | 5) Laminate / Veneer Selection |
| 3) Quantity | 6) Optional Items |

SPECIFICATIONS

Table

Table top is CARB Phase I & Phase II Compliant. Laminate, wood veneer and phenolic backing are glued with water based adhesives. Table Top is 0.75" thick.

Table Tops

ERG offers over 1000 standard laminate choices from Nevamar, Wilsonart, Formica and Pionite. Wood veneer in transparent stain colors and custom stain matching are also available. Solid Surface, 3Form Chroma and stone table tops will be quoted upon request.

Frame

The Westlake Metal features a welded 1.25" diameter steel tube frame. Frames are sandblasted prior to final powder coating in your choice of standard powder coat colors.

Glides

Factory installed steel adjustable glides included.



30" ROUND TABLE / CURVED LEGS



30" ROUND TABLE / STRAIGHT LEGS






30" ROUND TABLE / STRAIGHT LEGS



24" ROUND END TABLE / STRAIGHT LEGS

WESTLAKE METAL OCCASIONAL TABLES

Model Number	Model Description	Table Top Size	Table Height	Table Top Shape	Shipping Weight	LAMINATE EDGE 2A, 2B, 3A	WOOD VENEER	
	7831	Round End Table / Straight Legs	24" dia	17"	round	30 lbs	\$1145	\$1297
	7832		24" dia	22"	round	40 lbs	\$1201	\$1361
	7838	Round End Table / Straight Legs	30" dia	17"	round	35 lbs	\$1245	\$1345
	7841		30" dia	22"	round	40 lbs	\$1295	\$1395
	7845	Round End Table / Straight Legs	36" dia	17"	round	50 lbs	\$1345	\$1445






30" ROUND TABLE / CURVED LEGS



24" ROUND TABLE / CURVED LEGS

WESTLAKE METAL OCCASIONAL TABLES

Model Number	Model Description	Table Top Size	Table Height	Table Top Shape	Shipping Weight	LAMINATE EDGE 2A, 2B, 3A	WOOD VENEER	
	7830	Round End Table / Curved Legs	24" dia	17"	round	30 lbs	\$ 1195	\$ 1345
	7834		24" dia	22"	round	40 lbs	\$ 1245	\$ 1395
	7837	Round End Table / Curved Legs	30" dia	17"	round	35 lbs	\$ 1350	\$ 1395
	7840		30" dia	22"	round	40 lbs	\$ 1395	\$ 1429
	7843	Round Coffee Table / Curved Legs	36" dia	17"	round	50 lbs	\$ 1450	\$ 1498

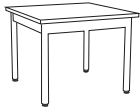

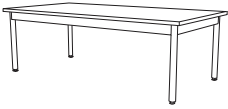


COFFEE TABLE / STRAIGHT LEGS



SQUARE END TABLE / STRAIGHT LEGS

WESTLAKE METAL OCCASIONAL TABLES

	Model Number	Model Description	Table Top Size	Table Height	Table Top Shape	Shipping Weight	LAMINATE EDGE 2A, 2B, 3A	WOOD VENEER
	7846	Square End Table / Straight Legs	20" x 20"	17"	square	35 lbs	\$1040	\$1144
	7849		20" x 20"	22"	square	40 lbs	\$1092	\$1245
	7851	Square End Table / Straight Legs	24" x 24"	17"	square	35 lbs	\$1140	\$1185
	7853		24" x 24"	22"	square	40 lbs	\$1175	\$1225
	7858	Coffee Table w/ Straight Legs	20" x 42"	17"	rectangle	70 lbs	\$1425	\$1458
	7859	Coffee Table w/ Straight Legs	20" x 60"	17"	rectangle	80 lbs	\$1525	\$1560






RECTANGULAR COFFEE TABLE CURVED LEGS



END TABLE CURVED LEGS /
 SOLID SURFACE TOP

WESTLAKE METAL OCCASIONAL TABLES

	Model Number	Model Description	Table Top Size	Table Height	Table Top Shape	Shipping Weight	LAMINATE EDGE 2A, 2B, 3A	WOOD VENEER
	7864	Square End Table / 4 Curved Legs	20" x 20"	17"	square	35 lbs	\$1150	\$1265
	7867		20" x 20"	22"	square	35 lbs	\$1210	\$1331
	7868	Square End Table / 4 Curved Legs	24" x 24"	17"	square	35 lbs	\$1208	\$1297
	7869		24" x 24"	22"	square	35 lbs	\$1271	\$1364
	7876	Coffee Table w/ Curved Legs	20" x 42"	17"	coffee table	70 lbs	\$1458	\$1604
	7879		20" x 60"	17"	coffee table	80 lbs	\$1580	\$1790



WESTLAKE WOOD

Westlake Wood occasional table is built with your choice of laminate, wood veneer or solid surface top with straight or curved tapered solid wood legs.



RECTANGULAR COFFEE TABLE STRAIGHT LEGS



SQUARED TABLE TOP CURVED LEGS

ORDERING INFORMATION

To Order Please Specify:

- 1) Series Name
- 2) Model Number
- 3) Quantity
- 4) Select Table Top Material
- 5) Edge Style Selection and Color
- 6) Finish color for Legs and Apron

SPECIFICATIONS

Table

Table top is CARB Phase I & Phase II Compliant. Laminate, wood veneer and phenolic backing are glued with water based adhesives. Table Top is 0.75" thick.

Table Tops

ERG offers over 1000 standard laminate choices from Nevamar, Wilsonart, Formica and Pionite. Wood veneer in transparent stain colors and custom stain matching are also available. Solid Surface, 3Form Chroma and stone table tops will be quoted upon request.

Frame

The Westlake Wood features tapered solid wood legs, either straight or curved, in your choice of standard wood stain colors. The apron is available in stain matched wood or powder coated metal.

Glides

Factory installed glides included.



SQUARE END TABLE / STRAIGHT LEGS

OPTIONS

- CODE: W - Wood Apron (stain matched)
- CODE: WM - Metal Apron (powder coat color)



ROUND TABLE / METAL OR WOOD APRON / WOOD LEGS



ROUND TABLE / METAL OR
WOOD APRON / WOOD LEGS



END TABLE

WESTLAKE WOOD OCCASIONAL TABLES

Model Number	Model Description	Table Top Size	Table Height	Table Top Shape	Shipping Weight	LAMINATE EDGE 3-A	WOOD VENEER
7240W 7240WM	Round End Table / Straight Legs	24" dia	17"	round	30 lbs	\$1090	\$1199
					40 lbs	\$1145	\$1297
7241W 7241WM		24" dia	22"	round	40 lbs	\$1144	\$1258
					50 lbs	\$1201	\$1361
7242W 7242WM	Round End Table / Curved Legs	30" dia	17"	round	35 lbs	\$1190	\$1309
					45 lbs	\$1250	\$1415
7243W 7243WM		30" dia	22"	round	40 lbs	\$1249	\$1374
					50 lbs	\$1311	\$1486
7244W 7244WM	Round End Table / Curved Legs	36" dia	17"	round	50 lbs	\$1380	\$1518
					60 lbs	\$1449	\$1642



W Wood Apron WM Metal Apron



SQUARE END TABLE / STRAIGHT LEGS


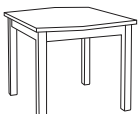


SQUARED TABLE TOP CURVED LEGS

WESTLAKE WOOD OCCASIONAL TABLES



Model Number	Model Description	Table Top Size	Table Height	Table Top Shape	Shipping Weight	LAMINATE EDGE 3-A	WOOD VENEER
7245W	Square End Table / Straight Legs	24" x 24"	17"	square	35 lbs	\$1040	\$1144
7245WM					45 lbs	\$1092	\$1237
7246W		24" x 24"	22"	square	40 lbs	\$1092	\$1201
7246WM					50 lbs	\$1147	\$1299
7247W	Square Tapered Top End Table / Straight Legs	24" x 24"	17"	tapered square	35 lbs	\$1144	\$1258
7247WM					45 lbs	\$1201	\$1361
7248W		24" x 24"	22"	tapered square	40 lbs	\$1244	\$1368
7248WM					50 lbs	\$1306	\$1479
7249W	Square End Table / 2 Curved Legs	20" x 20"	17"	square	30 lbs	\$1120	\$1232
7249WM					40 lbs	\$1176	\$1333
7250W	Square End Table / 2 Curved Legs	24" x 24"	17"	square	35 lbs	\$1176	\$1294
7250WM					45 lbs	\$1235	\$1400



W Wood Apron WM Metal Apron


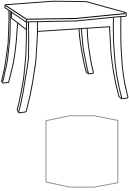



RECTANGULAR COFFEE TABLE STRAIGHT LEGS



SQUARED TABLE TOP CURVED LEGS

WESTLAKE WOOD OCCASIONAL TABLES

	Model Number	Model Description	Table Top Size	Table Height	Table Top Shape	Shipping Weight	LAMINATE EDGE 3-A	WOOD VENEER
	7251W	Square End Table / 4 Curved Legs	24" x 24"	17"	square	35 lbs	\$1150	\$1265
	7251WM					45 lbs	\$1208	\$1368
	7252W		24" x 24"	22"	square	35 lbs	\$1210	\$1331
	7252WM					45 lbs	\$1271	\$1440
	7253W	Square Tapered End Table / 4 Curved Legs	24" x 24"	17"	tapered square	35 lbs	\$1190	\$1309
	7253WM					45 lbs	\$1250	\$1415
	7254W		24" x 24"	22"	tapered square	35 lbs	\$1260	\$1386
	7254WM					45 lbs	\$1323	\$1499
	7255W	Coffee Table / Tapered Top / Straight Legs	20" x 42"	17"	coffee table	70 lbs	\$1458	\$1604
	7255WM					80 lbs	\$1531	\$1735
	7256W		20" x 60"	17"	coffee table	80 lbs	\$1580	\$1790
	7256WM					90 lbs	\$1659	\$1936

W Wood Apron WM Metal Apron


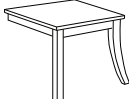




TAPERED TOP COFFEE TABLE



QUARTER ROUND ON-LINE TABLE

WESTLAKE WOOD OCCASIONAL TABLES

Model Number	Model Description	Table Top Size	Table Height	Table Top Shape	Shipping Weight	LAMINATE EDGE 3-A	WOOD VENEER	
	7257W	Coffee Table / Tapered Top / Curved Legs	20" x 42"	17"	tapered rectangle	70 lbs	\$1558	\$1714
	7257WM					80 lbs	\$1636	\$1854
	7258W		20" x 60"	17"	tapered rectangle	80 lbs	\$1658	\$1824
	7258WM					90 lbs	\$1741	\$1972
	7259W	Add-On Table / Tapered Top	20" x 20"	15.5"	tapered square	35 lbs	\$650	\$715
	7259WM					45 lbs	\$683	\$774
	7260W		24" x 24"	15.5"	tapered square	45 lbs	\$695	\$765
	7260WM					55 lbs	\$730	\$827
 	7261W	On-Line Middle Table	22" x 20"	15.5"	tapered square	35 lbs	\$535	\$589
	7261WM					45 lbs	\$562	\$637
	7262W	On-Line Quarter Round Table	26.5" x 26.5"	15.5"	quarter round	45 lbs	\$645	\$710
	7262WM					55 lbs	\$677	\$768

W Wood Apron WM Metal Apron



END TABLE



SQUARE GRANITE TOP
CURVED LEG TABLE



END (L or R) ON-LINE TABLE



ALL ROUND OCCASIONAL TABLES
FEATURE A METAL APRON RING

COFFEE TABLE 42" or 60"



RECTANGULAR COFFEE TABLE STRAIGHT LEGS



TAPERED TOP COFFEE TABLES



RECTANGULAR COFFEE TABLE
FEATURES A TAPERED TOP



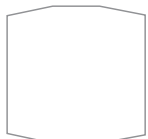
SQUARE END TABLE / STRAIGHT LEGS



QUARTER ROUND ON-LINE TABLE



ON-LINE MIDDLE TABLE



STRAIGHT LEG END TABLE
FEATURES A TAPERED TOP

Let ERG International complete the order!

We are a complete source for all of your furniture needs:

From office to public eateries! ERG International is your window of opportunity for customization.

Call us to see how easy we are to work with.

Table Bridges568
 Modesty Panels569
 Table Accessories570
 Power / Data571
 Chair Dollies578
 Table Dollies579
 Waste Receptacles580
 In-House Manufacturing.....582




TABLE BRIDGES

Easily connect 2 tables with quick-release ganging devices. Use table bridges to expand table configurations.



ORDERING INFORMATION

- 1) Series Name
- 2) Model Number
- 3) Size
- 4) Quantity
- 5) Laminate Selection & No.
- 6) Edge Style Code and Color
- 7) Drawing


BRIDGE SPECIFICATIONS

No Base

All connecting bridges include quick-release ganging devices for attachment to tables. Ganging devices have metal screws with manual knobs and metal inserts are embedded in bridge top for a steel to steel connection.

Depending on the configuration and table size the table leg column support plate may be formed to extend slightly from the edge of the table to offer additional support for a larger bridge. Please call customer service for assistance.

Bridges are offered in 6 sizes. Ganging devices are included in price of bridge. ERG recommends the use of connecting bridges for fixed base or floor mounted tables.



FINISHES | EDGES

Laminate Selections

ERG offers over 1000 standard laminate choices from Nevamar, Wilsonart, Formica and Pionite.

Veneer Selections

ERG offers 3 species of wood veneer; Maple, Cherry and Oak in transparent wood stain colors. Please refer to Color Finishes publication.

Wood Edge Stain Colors

For colors refer to "Color Finishes" brochure. For actual color samples, please call ERG Customer Service.

For Additional Table Edge Information & Colors

See specifiers at beginning of table section.

LAMINATE BRIDGE EDGES

Group 2

2-B 2-B 3MM PVC

Group 3

3-A 3-A 3MM Woodtone

Group 4

4-A 4-A 3MM Wood

Group 5

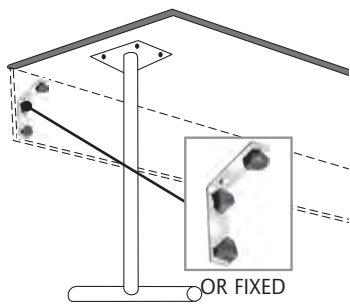
5-A 5-A Flat Wood 0.5"

MODEL / DESCRIPTION / LIST PRICING

TABLE BRIDGES | 30° | 45°


	Model Number	Table Top Size	Shpg. Wght	Base Spread	Ganging Devices	LAMINATE TOP ASSORTED EDGES			
						GRP 2	GRP 3	GRP 4	GRP 5
30 Degree	TB1830	30° X 18"L	51	N/A	1 Set	\$488	\$587	\$648	\$833
	TB2430	30° X 24"L	57	N/A	1 Set	\$491	\$592	\$653	\$840
45 Degree	TB3030	30° X 30"L	62	N/A	1 Set	\$545	\$646	\$709	\$899
	TB1845	45° X 18"L	59	N/A	1 Set	\$521	\$624	\$685	\$876
	TB2445	45° X 24"L	68	N/A	1 Set	\$560	\$681	\$758	\$988
	TB3045	45° X 30"L	76	N/A	1 Set	\$631	\$757	\$836	\$1074

MODESTY PANELS
FIXED, FLIP-TOP AND FOLDING



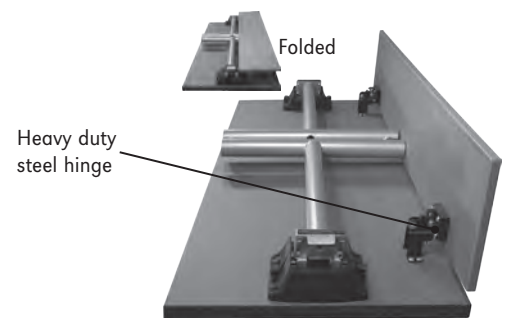
FIXED/MODESTY PANEL

Removable Modesty Panels are 8" wide by .75" thick by 36", 42", 48", 60", 72", 84" or 96" in length. Panels manually attach to underside of table tops with "L" brackets and are secured with 2 finger knobs. Modesty panels are covered with choice of laminate. Custom sizes are available.



FLIP-TOP MODESTY PANEL

Flip-Top Modesty Panels are 10" with a 7" wide mesh cable pocket with Velcro closing strips. Available in 48", 60" or 72" lengths. Flip-Top Modesty Panels are typically used on the Brandon Series folding tables. Panels swing freely and are secured to bottom of table top with clamps.



FOLDING MODESTY PANEL

Folding Modesty Panels are 8" wide by .75" thick by 36", 42", 48", 60", 72", 84" or 96" in length. Folding Modesty Panels are typically used on the Brandon Series folding tables. Panels are secured with heavy gauge steel hinges for maximum strength.

MODEL / DESCRIPTION / LIST PRICING

MODESTY PANEL | FIXED OR REMOVABLE

Model Number	Panel Size	Shpg. Wght	GRP 2	GRP 3	GRP 4
RMP36	8" X 36"	32	\$188	\$225	\$263
RMP42	8" X 42"	38	\$214	\$254	\$298
RMP48	8" X 48"	42	\$267	\$319	\$376
RMP60	8" X 60"	47	\$294	\$349	\$414
RMP72	8" X 72"	49	\$342	\$409	\$484
RMP84	8" X 84"	54	\$397	\$492	\$584
RMP96	8" X 96"	59	\$410	\$511	\$605

MODESTY PANEL | MESH | FLIP

Model Number	Panel Size	Shpg. Wght	MESH/FLIP
			MESH
MMP48	10" X 48"	42	\$206
MMP60	10" X 60"	47	\$227
MMP72	10" X 72"	49	\$266

MODESTY PANEL | FOLDING | FLIP

Model Number	Panel Size	Shpg. Wght	GRP 2	GRP 3	GRP 4
FMP36	8" X 36"	32	\$237	\$266	\$300
FMP42	8" X 42"	38	\$258	\$291	\$329
FMP48	8" X 48"	42	\$303	\$346	\$395
FMP60	8" X 60"	47	\$324	\$371	\$424
FMP72	8" X 72"	49	\$366	\$420	\$516
FMP84	8" X 84"	54	\$423	\$490	\$566
FMP96	8" X 96"	59	\$437	\$506	\$587

LAMINATE PANEL EDGES

Group 2



Group 3



Group 4

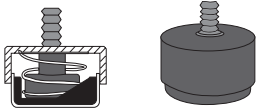


TABLE CASTERS



Model Number	Item Description	List Price
Mobile Casters (set of 4 casters) for Tables	Maximum table top size: 36" x 96". Overall table height 29". Available in black only. Set of casters includes 2 locking and 2 non-locking.	\$98

SELF LEVELING GLIDES



Self Leveling Glides

This patented, automatic, self-adjusting table glide is the answer to wobble free tables. The self leveling glide uses the table's own weight to adjust to the unevenness of any floor surface instantly and automatically. Made of high-grade, impact resistant nylon. Easy to install. Available in Black-only. Glide measures: 1.25 " in diameter and has a standard 1/4"-20 threaded stud. Note: Some table bases have 5 glides, call Customer Service for number of glides needed.

\$ 10 ea.

GANGING MECHANISM FOR TABLE



Ganging Mechanism for Tables
(Factory installed)

Ganging mechanism is finish steel w/ black powder coat finish

\$95 pair

Ganging Mechanism for Tables
(Field installed, hardware only)

Ganging mechanism is finish steel w/ black powder coat finish

\$75 pair

MODESTY PANELS FOR TABLES*



Laminate with PVC edge



Metal with round perforations
on Strata only



Metal with slotted perforations
on Strata only

*For more information and pricing, please call customer service: 1-800-446-1186

COMPUTER ACCESSORIES FOR TABLES



Under surface slide out CPU holder
\$380 list




Fully-articulating monitor arm
\$365 list



Fully-articulating adjustable height keyboard support with reversible mouse pad
\$420 list

STORAGE DRAWER FOR TABLES



Laminate storage drawer available with locking option
\$440 list

TOP NOTCH POP OUT UNITS



Top Notch (power only)

- includes:
- 2 electrical outlets (15 AMP / 125 VOLT)
 - 72" 15 AMP single circuit cord
- UL listed

MODEL	list price each
Black Textured Finish TOP NOTCH2 P BL	\$295
Silver Pearl Finish TOP NOTCH2 P SP	\$295



Top Notch (power and data)

- includes:
- 1 electrical outlet (15 AMP / 125 VOLT)
 - 1 RJ45 cat 6 data jack
 - 72" 15 AMP single circuit cord
 - 72" patch cord
- UL listed

MODEL	list price each
Black Textured Finish TOP NOTCH2 B BL	\$395
Silver Pearl TOP NOTCH2 B SP	\$395



Top Notch (power and USB)

- includes:
- 1 electrical outlet (15 AMP / 125 VOLT)
 - 1 USB outlet
 - 72" 15 AMP single circuit cord
- UL listed

MODEL	list price each
Black Textured Finish TOP NOTCH2 U BL	\$415
Silver Pearl Finish TOP NOTCH2 U SP	\$415

Adapter

USB adapter for Top Notch units

MODEL	list price each
PWRUSB-20ABB72K	\$115

note: As application constraints may vary with each order, ERG must approve all power applications.

Standard Placement and Dimensions

for Top Notch power locations, please provide detailed drawing

Top Notch unit dimensions:

- Power Only: 3.7" x 3.7"
- Power and Data: 3.7" x 3.7"
- Power and USB: 3.7" x 3.7"

COVE FLUSH MOUNT UNITS



Cove (power only)

- includes:
- 2 electrical outlets (15 AMP / 125 VOLT)
 - clamp mount installation
 - 108" 15 AMP single circuit cord
- ETL listed

MODEL

Black Finish
 COV-2-B-108

list price each

\$325

Silver Pearl Finish
 COV-2-S-108

\$325



Cove (power and USB)

- includes:
- 2 electrical outlets (15 AMP / 125 VOLT)
 - 2 USB outlets
 - clamp mount installation
 - 108" 15 AMP single circuit cord
- ETL listed

MODEL

Black Finish
 COV-2U-B-108

list price each

\$425

Silver Pearl Finish
 COV-2U-S-108

\$425



Cove (power, USB and convenience outlets)

- includes:
- 2 electrical outlets (15 AMP / 125 VOLT)
 - 2 USB outlets
 - 2 convenience outlets
 - clamp mount installation
 - 108" 15 AMP single circuit cord
- ETL listed

MODEL

Black Finish
 COV-22U-B-108

list price each

\$625

Silver Pearl Finish
 COV-22U-S-108

\$625



Cove Round (power and USB)

- includes:
- 2 electrical outlets (15 AMP / 125 VOLT)
 - 2 USB outlets
 - clamp mount installation
 - 108" 15 AMP single circuit cord
- ETL listed

MODEL

Black Finish
 COV-R-2U-B-108

list price each

\$425

Silver Pearl Finish
 COV-R-2U-S-108

\$425

note: As application constraints may vary with each order, ERG must approve all power applications.

Standard Placement and Dimensions

for Cove power locations, please provide detailed drawing

Cove unit dimensions:

Power only: 5.0" x 2.5"

Power and USB: 5.75" x 2.5"

Power and USB with convenience: 7.75" x 2.5"

Cove Round dimensions:

Power and USB: 6" diameter

VILLA SERIES - SINGLE CORDED UNITS



Villa (power only)

- includes:
- 2 electrical outlets (15 AMP / 125 VOLT)
 - 2 knockouts for RJ45 cat 6 data
 - 1 convenience receptacle
 - 72" 15 AMP single circuit cord
- UL/UCL listed

MODEL

Black Finish

VIL-C-DKO-B-72 (power unit)
VIL-GROM-F-B (flush lid grommet)

list price each
(includes grommet)

\$325

Silver Finish

VIL-C-DKO-S-72 (power unit)
VIL-GROM-F-S (flush lid grommet)

\$325



Villa (power and data)

- includes:
- 2 electrical outlets (15 AMP / 125 VOLT)
 - 2 RJ45 cat 6 data jacks
 - 1 convenience receptacle
 - 72" 15 AMP single circuit cord
- UL/UCL listed

MODEL

Black Finish

VIL-C-D-B-72 (power unit)
VIL-GROM-F-B (flush lid grommet)

list price each
(includes grommet)

\$405

Silver Finish

VIL-C-D-S-72 (power unit)
VIL-GROM-F-S (flush lid grommet)

\$405



Villa (power, data and USB)

- includes:
- 2 electrical outlets (15 AMP / 125 VOLT)
 - 2 RJ45 cat 6 data jacks
 - 2 USB outlets
 - 1 convenience receptacle
 - 72" 15 AMP single circuit cord
- UL/UCL listed

MODEL

Black Finish

VIL-C-U-D-B-72 (power unit)
VIL-GROM-F-B (flush lid grommet)

list price each
(includes grommet)

\$505

Silver Finish

VIL-C-U-D-S-72 (power unit)
VIL-GROM-F-S (flush lid grommet)

\$505



Villa (power, data and A/V)

- includes:
- 2 electrical outlets (15 AMP / 125 VOLT)
 - 2 RJ45 cat 6 data jacks
 - 1 mini stereo
 - 1 15-pin HD VGA f/f
 - 1 convenience receptacle
 - 72" 15 AMP single circuit cord
- UL/UCL listed

MODEL

Black Finish

VIL-C-V-B-72 (power unit)
VIL-GROM-F-B (flush lid grommet)

list price each
(includes grommet)

\$555

Silver Finish

VIL-C-V-S-72 (power unit)
VIL-GROM-F-S (flush lid grommet)

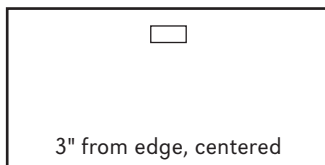
\$555

notes: As application constraints may vary with each order, ERG must approve all power applications.
72" power cord is standard, 36" or 108" power cord lengths are available upon request.

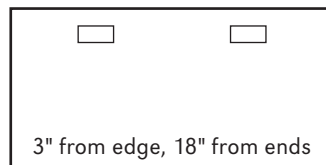
Standard Placement and Dimensions

for custom locations, please provide detailed drawing

single power unit



double power unit



Villa unit dimensions:

Grommet: 3.39" x 5.68"

Power Unit: 3.20" x 8.63" x 2.25"

VILLA SERIES - DAISY LINK™ HARDWIRE KIT



Villa Daisy Link™ Kit (power only)

- includes:
- 2 electrical outlets (15 AMP / 125 VOLT)
 - 1 hardwire, 2 circuit cord (20 AMP)
 - 1 FM cable
 - 1 FF cable
 - 4 cable clamps
- Power Base is UL listed

MODEL	list price each (includes kit & grommet)
Black Finish	
VIF-4-1-P-B (power unit kit)	\$415
VIL-GROM-F-B (flush lid grommet)	
Silver Finish	
VIL-4-1-P-S (power unit kit)	\$415
VIL-GROM-F-S (flush lid grommet)	



Villa Daisy Link™ Kit (power and data)

- includes:
- 2 electrical outlets (15 AMP / 125 VOLT)
 - 2 RJ45 cat 6 data jacks
 - 1 hardwire, 2 circuit cord (20 AMP)
 - 1 FM cable
 - 1 FF cable
 - 4 cable clamps
- Power Base is UL listed

MODEL	list price each (includes kit & grommet)
Black Finish	
VIF-4-1-D-B (power unit kit)	\$545
VIL-GROM-F-B (flush lid grommet)	
Silver Finish	
VIL-4-1-D-S (power unit kit)	\$545
VIL-GROM-F-S (flush lid grommet)	



Villa Daisy Link™ Kit (power, data and A/V)

- includes:
- 2 electrical outlets (15 AMP / 125 VOLT)
 - 2 RJ45 cat 6 data jacks
 - 1 mini stereo
 - 1 15-pin HD VGA f/f
 - 1 hardwire, 2 circuit cord (20 AMP)
 - 4 cable clamps
- Power Base is UL listed

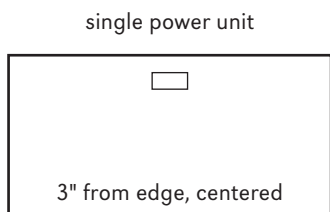
MODEL	list price each (includes kit & grommet)
Black Finish	
VIF-4-1-V-B (power unit kit)	\$655
VIL-GROM-F-B (flush lid grommet)	
Silver Finish	
VIL-4-1-V-S (power unit kit)	\$655
VIL-GROM-F-S (flush lid grommet)	

Hard Wire Cable 72" hardwire infeed - up to 2 circuits	MODEL 42SB2-72	list price each \$135
Quick Disconnect Box offers hardwire solution with corded convenience	42QD	\$105

notes: As application constraints may vary with each order, ERG must approve all power applications. When ordering, table length must be specified. For tables larger than 72", two units are required.

Standard Placement and Dimensions

for custom locations, please provide detailed drawing



Villa unit dimensions:
Grommet: 3.39" x 5.68"
Power Unit: 3.20" x 8.63" x 2.25"

INTERACT AND INTERFACE SERIES



Interact

- includes:
- 2 electrical outlets (15 AMP / 125 VOLT)
 - 1 convenience receptacle
 - 72" 15 AMP single circuit cord
 - (1) telecom cutout (see options below)
- UL/UCL listed

MODEL

Black Textured Finish
 INTERACT SC

list price each

\$355

Silver Pearl Finish
 INTERACT SP 012

\$355



Interface I TT

- includes:
- 4 electrical outlets (15 AMP / 125 VOLT)
 - 1 convenience receptacle
 - 72" 15 AMP single circuit cord
 - (4) telecom cutouts (see options below)
- UL/UCL listed

MODEL

Black Textured Finish
 INTRFC I TT SC

list price each

\$695

Silver Pearl Finish
 INTRFC I TT 036

\$695



Interface II TT (two sided unit)

- includes:
- 8 electrical outlets (15 AMP / 125 VOLT)
 - 1 convenience receptacle
 - 72" 15 AMP single circuit cord
 - (8) telecom cutouts (see options below)
- UL/UCL listed

MODEL

Black Textured Finish
 INTRFC II TT SC

list price each

\$1215

Silver Pearl Finish
 INTRFC II TT CS

\$1215

Telecom Plate Options

- RJ11 cat 3 voice + RJ45 cat 6 data
- (2) RJ45 cat 6 data
- (4) RJ45 cat 6 data
- USB A/A connector
- HDMI video
- mini stereo + VGA video

MODEL

A-BL-A-B
 A-BL-B-B
 A-BL-B-B-B-B
 DP-BL-S4-102
 A-BL-C45
 A-BL-C51-L

list price each

\$45
 \$55
 \$110
 \$185
 \$125
 \$125

notes: As application constraints may vary with each order, ERG must approve all power applications. 72" power cord is standard, 108", 144" or 180" power cord lengths are optional.

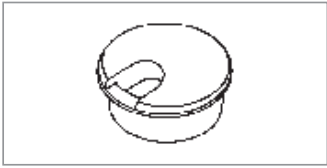
Standard Placement and Dimensions

for conferencing locations, please provide detailed drawing

Unit dimensions:

- Interact: 4.75" x 8.375"
- Interface I TT: 6.0" x 13.625"
- Interface II TT: 10.94" x 13.625"

TABLE GROMMETS / WIRE MANAGEMENT



Round Table Grommet

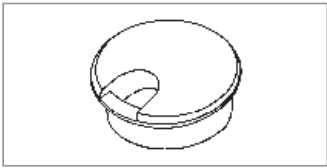
- 2 piece unit: cap and liner
- 1.75" inside diameter
- 2" overall diameter

MODEL

Black Finish
GR01

list price each

\$45



Round Table Grommet

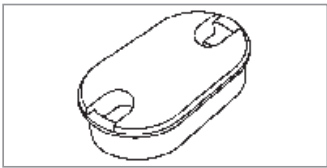
- 2 piece unit: cap and liner
- 2.5" inside diameter
- 3" overall diameter

MODEL

Black Finish
GR02

list price each

\$55



Oval Table Grommet

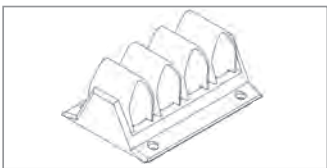
- 2 piece unit: cap and liner
- 3.75" x 1.75" inside opening
- 4" x 2" overall

MODEL

Black Finish
GR03

list price each

\$75



4-Loop Wire Management

- under table plastic loops
- four loops to organize wires
- black or silver finish

MODEL

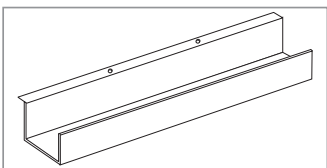
Black Finish
WM23A-B

list price - set of 2

\$55

Silver Finish
WM23A-S

\$55



Wire Management Trough

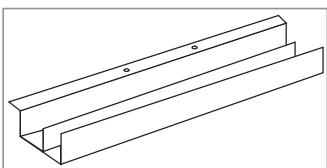
- under table metal trough
- field installed

MODEL

Black Finish
MMTO1

list price per table

\$95



Split Channel Wire Management Trough

- under table metal trough
- two channels to separate voice/data
- field installed

MODEL

Black Finish
MMTO2

list price per table

\$135

TABLE LEG WIRE MANAGEMENT



Aluminum Snap On Sleeve

features:

- 22" snap on sleeve
- separate channels for power/data
- available on 2" or 3" diameter columns

MODEL

Color Matched Finish
LWM-02

list price each

\$65



Built-in Hinge Door

features:

- door integrated into table leg
- all wires contained inside the table leg
- available on Brandon models only

MODEL

Color Matched Finish
LWM-03

list price each

\$125



Power Leg

features:

- access holes integrated into table leg
- all wires contained inside the table leg
- available on Arccos and Strata models only

MODEL

Black Finish Ring
P-LEG

list price each

\$115



Modified Top Plate

features:

- allows power in a center column table
- all wires contained inside the table leg
- available on most models
- **please call factory to confirm**

MODEL

Color Matched Finish
MTP

list price each

\$275

STACKING CHAIR DOLLY / LIST PRICING*

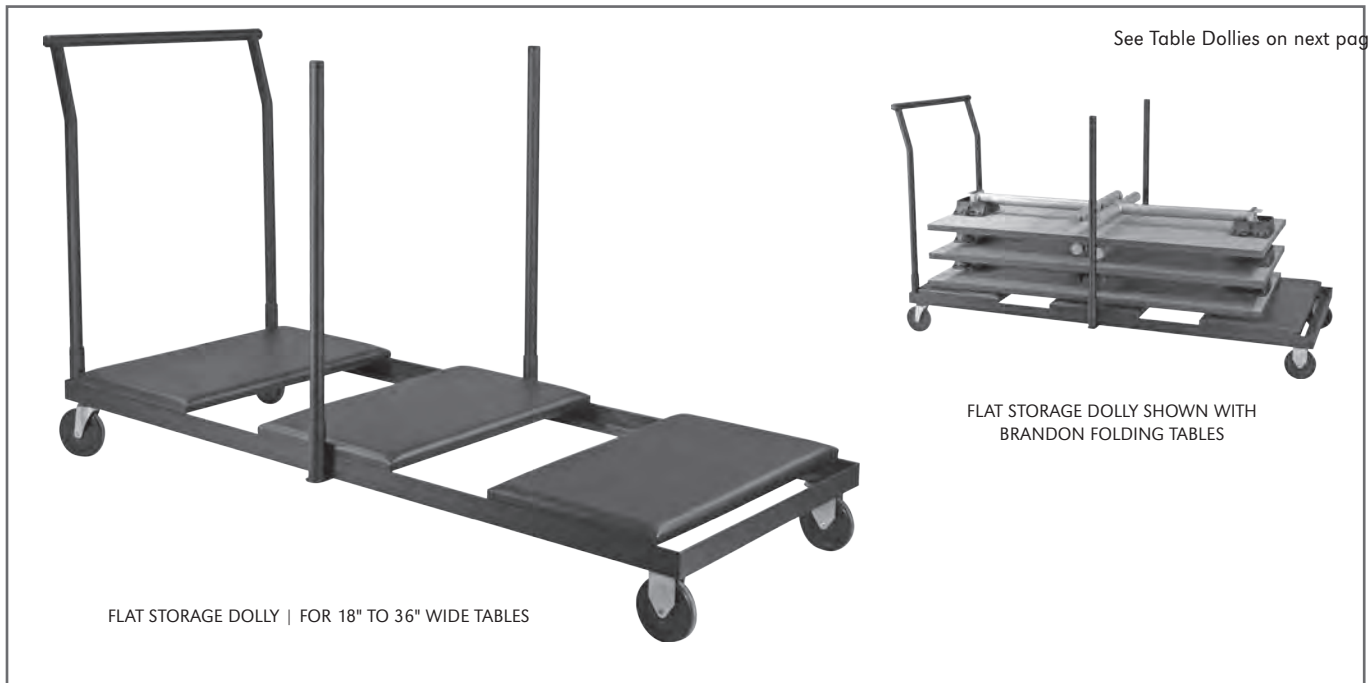


#196 DOLLY SHOWN WITH
WEBBY 4-LEG STACKING CHAIRS



This dolly will accommodate all stacking chairs up to 22.5" deep.
Square laminate base insert protects chairs. Approx. 25" x 25".

#196 - DOLLY FOR 4-LEG BASE CHAIRS
\$460



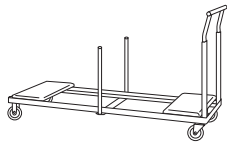
See Table Dollies on next page ►

FLAT STORAGE DOLLY | FOR 18" TO 36" WIDE TABLES

FLAT STORAGE DOLLY SHOWN WITH
BRANDON FOLDING TABLES

MODEL / DESCRIPTION / LIST PRICING

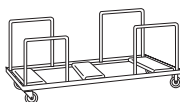
FLAT STORAGE DOLLY | FOR 18" TO 36" WIDE TABLES



Model Number	Table Top Size	Stacking Capacity	Dolly Dimensions	Shipping Weight	LIST PRICE
D18X60	18" x 60"	6	22"W x 72"L x 40"H	75 lbs.	\$1366
D18X72	18" x 72"	6	22"W x 72"L x 40"H	75 lbs.	\$1366
D18X84	18" x 84"	6	22"W x 72"L x 40"H	75 lbs.	\$1366
D18X96	18" x 96"	5	22"W x 72"L x 40"H	75 lbs.	\$1366
D24X60	24" x 60"	5	28"W x 72"L x 40"H	97 lbs.	\$1446
D24X72	24" x 72"	5	28"W x 72"L x 40"H	97 lbs.	\$1446
D24X84	24" x 84"	5	28"W x 72"L x 40"H	97 lbs.	\$1446
D24X96	24" x 96"	5	28"W x 72"L x 40"H	97 lbs.	\$1446
D30X60	30" x 60"	5	34"W x 72"L x 40"H	119 lbs.	\$1634
D30X72	30" x 72"	5	34"W x 72"L x 40"H	119 lbs.	\$1634
D30X84	30" x 84"	4	34"W x 72"L x 40"H	119 lbs.	\$1634
D30X96	30" x 96"	4	34"W x 72"L x 40"H	119 lbs.	\$1634
D36X60	36" x 60"	4	40"W x 72"L x 40"H	141 lbs.	\$1819
D36X72	36" x 72"	4	40"W x 72"L x 40"H	141 lbs.	\$1819
D36X84	36" x 84"	4	40"W x 72"L x 40"H	141 lbs.	\$1819
D36X96	36" x 96"	4	40"W x 72"L x 40"H	141 lbs.	\$1819

FLAT STORAGE DOLLY. Ideal for "rectangular tables that fold flat". All dollies are manufactured by ERG based on the table size. Dollies are constructed of 2"x 2"x 3/16" heavy gauge steel and 1.25" round steel tubing. Special removable posts are designed so that tables WILL NOT fall off dolly. The posts can be removed when tables are ready to be loaded or unloaded from the dolly. Upholstered boards are finished in black vinyl and are attached to the metal frame to protect the tables during storage. Dolly includes a removable handle for storage. Two each, 5" swivel and two each, 5" non-swivel casters are welded to frame for maximum strength and guidability. Dollies are finished in black textured powder coat paint.

VERTICAL STORAGE DOLLY | FOR RECTANGULAR TABLES



Model Number	Stacking Capacity	Dolly Dimensions	Shipping Weight	LIST PRICE
D-OL-MP	6	34"W x 72"L x 40"H	40 lbs.	\$1594

VERTICAL STORAGE DOLLY. Ideal for rectangular tables with overlapping legs or removable modesty panels. All dollies are manufactured by ERG based on the table size. Dollies are constructed of 2"x 2"x 3/16" heavy gauge steel and 1.25" round steel tubing. Special removable posts are designed so that tables WILL NOT fall off dolly. The posts can be removed when tables are ready to be loaded or unloaded from the dolly. Upholstered boards are finished in black vinyl and are attached to the metal frame to protect the tables during storage. Dolly includes a removable handle for storage. Two each, 5" swivel and two each, 5" non-swivel casters are welded to frame for maximum strength and guidability. Dollies are finished in black textured powder coat paint. Designed for tables & modesty panels to store vertically.

VERTICAL STORAGE DOLLY | FOR ROUND TABLES



Model Number	Stacking Capacity	Dolly Dimensions	Shipping Weight	LIST PRICE
D60	6	34"W x 72"L x 40"H	40 lbs.	\$1559

VERTICAL STORAGE DOLLY. Ideal for "round tables". All dollies are manufactured by ERG based on the table size. Dollies are constructed of 2"x 2"x 3/16" heavy gauge steel and 1.25" round steel tubing. Special removable posts are designed so that tables WILL NOT fall off dolly. The posts can be removed when tables are ready to be loaded or unloaded from the dolly. Upholstered boards are finished in black vinyl and are attached to the metal frame to protect the tables during storage. Dolly includes a removable handle for storage. Two each, 5" swivel and two each, 5" non-swivel casters are welded to frame for maximum strength and guidability. Dollies are finished in black textured powder coat paint. Designed for round tables to store vertically.

WASTE RECEPTACLE CABINET

Cabinets have hinged doors and are completely laminated. Available features include Solid Surface tops and custom door designs.



TOP LOAD WASTE RECEPTACLE CABINET
FEATURING STAINLESS STEEL RING W/ OPTIONAL HANDLE PULL



FRONT LOAD WASTE RECEPTACLE CABINET
WITH LAMINATE TOP

ORDERING INFORMATION

- | | |
|-----------------------|-------------------------------|
| 1) Series Name | 5) Engraving Option |
| 2) Model Number | 6) Corian or AV Top selection |
| 3) Quantity | 7) Options |
| 4) Laminate Selection | |

SPECIFICATIONS

Standard Features

Cabinet units are covered on all sides with high pressure laminated both sides. All door hinges are concealed type. All doors are balanced and precision cut to fit. All cabinet doors come with magnetic latch. Top load models feature a standard stainless steel ring. Kickbase in black laminate with plastic glides installed. All engraving in black.

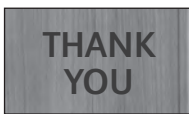
• All units are fully assembled and ready for use. For safe delivery each unit is cartoned and wood crated.



RI - recycle engraving



TI - trash engraving



TY - thank you engraving



CD - CUSTOM DESIGN engraving

***Note regarding Solid Surface tops:**

Standard solid surface colors are Corian Bronzite or Wilsonart Coconut. For quantities of six or more, any solid surface can be used. Call customer service for a quote.

FINISHES | EDGES

Construction

Each unit is dowel and dado constructed. Constructed with 0.75" particle board covered with high pressure laminate.

Laminate Selections

ERG offers over 1000 standard laminate choices from Nevamar, Wilsonart, Formica and Pionite.

Special Edge Note

All laminate self edges are hand filed to perfection.

OPTIONS

- CODE: 2LC - 2 Color Laminate option
- CODE: TRG - Tray Glides - available in Laminate or Solid Surface
- CODE: BPC - Black Polyurethane Liner - 18.5" square x 26 high"
- Custom Engraving on Front Load - CODE:
 - RI - Recycle Icon
 - TI - Trash Icon
 - TY - Thank You
 - CD - Custom Engraving Design: Call for quote
- Custom Cabinets available - Call Customer Service




TWO FRONT LOAD WASTE RECEPTACLE CABINETS
WITH SPANNING SHELF UNIT

DIMENSIONS	Model 4802 Cabinet	Model 4804 Cabinet	Model 4806 Cabinet
Trash Opening:	10" Oval	10" Oval	22" x 12"
Cabinet Door:	21.5" x 31"	21.5" x 31"	21.5" x 31"
Top Shelf Height:	N/A	48"	N/A
Overall Depth:	24"	23"	23"
Overall Width:	24"	23"	23"
Overall Height:	35"	48"	48"
Qty/Wt per carton	1 ea. 125 lbs	1 ea. 145 lbs	1 ea. 135 lbs



OPTIONAL TRAY GUIDES SHOWN ON FRONT LOADING CABINET

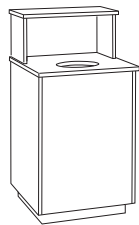
MODEL / DESCRIPTION / LIST PRICING



4802 Waste Receptacle Cabinet
Top load cabinet with stainless steel ring.

TOP LOAD CABINET, LAMINATE TOP
\$2141

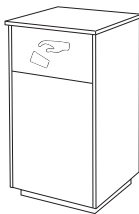
TOP LOAD CABINET, SOLID SURFACE TOP*
\$2640



4804 Waste Receptacle Cabinet with Top Shelf
Top load cabinet with stainless steel ring.

TOP LOAD WITH SHELF, LAMINATE TOP AND SHELF
\$2616

TOP LOAD WITH SHELF, SOLID SURFACE TOP AND SHELF*
\$3407

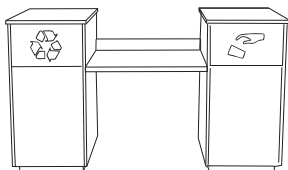


4806 Waste Receptacle Cabinet
Front load cabinet with swinging door.

Note: Double attached units are also available

FRONT LOAD CABINET, LAMINATE TOP
\$2616

FRONT LOAD CABINET, SOLID SURFACE TOP*
\$2896



4808 Spanning Shelf Unit
Call with specifications

SPANNING SHELF UNIT
Call for quote

***Note regarding Solid Surface tops:**

Standard solid surface colors are Corian Bronzite or Wilsonart Coconut.
For quantities of six or more, any solid surface can be used.
Call customer service for a quote.

OPTIONS

Add upcharge to list price and code to model number

2LC	2 Color Laminate option	Add 15%
TRG	Tray Glides - Laminate	\$98
TRG	Tray Glides - Solid Surface	\$150
BPC	Black Polyurethane Can Liner - order with Unit	\$169
BPC	Black Polyurethane Can Liner - order separate	\$250

RI	Engraved Recycle Icon	\$189
TI	Engraved Trash Icon	\$189
TY	Engraved Thank You	\$189
HP	Handle Pull	\$250
CD	Custom Engraving Design	call



Needing to expand our production area, we moved our upholstery and foam application departments to our new facility down the road. This allows us to more easily accommodate large production orders.

A few words about ERG's high quality standard of upholstery and foam application:

Each and every one of our wood frame products are handcrafted with loving care and made to last a lifetime! ERG guarantees upholstery to be crisp, clean and without any wrinkles.

Every wood frame is finished with a multi-ply or hard surface and then covered entirely with high resiliency foam, which is bonded to the frame with a water-based adhesive.

A thick fiber is then stapled over the no-sag springs to stabilize them and equally distribute the seating load.

Why do we insist on these time-intensive processes?

To protect the fabric/upholstery from deteriorating, ripping or being cut at seams, corners or edges.


Here are some questions to ask before purchase:

- Why invest in furniture that will not last or can be easily damaged from the wear and tear of public use?
- Why buy furniture that will look shabby soon after your purchase is delivered to your site?
- Why regret your decisions?

Let ERG International make you shine and your clients happy with your furniture selection!




Unlike most major furniture manufacturers, which hire sub-contractors to make their parts, ERG fabricates nearly all furniture components in our Oxnard, California manufacturing facilities.



4-Axis KOMO machining center



Cube/Cylinder fabrication



T-mold machine




We also keep thousands of linear feet of solid and tubular metal stock on hand



ERG carries full stock of hardwoods and engineered panels.



Cabinet/Casegoods fabrication




Straight-line 3mm and self edge bander



In-house metal fabrication center. Capabilities include: stamping, cutting, bending, rolling, welding and more!

In-house Conveyorized Powder Coat application center



4-Axis CNC router with 3mm universal edge bander



Thermwood 67 with 5-Axis CNC contour router



In-house hand finishing and custom wood-working department



To view the complete offering of our furniture products complimenting our tables, visit our website:

www.ERGinternational.com

1.800.446.1186 • Fax: 805.981.9878 • E-mail: sales@erginternational.com