

DIXON OCCASIONAL TABLE

Dixon Occasional Table features a polished chrome column and base in three shapes. Dixon is also available in two heights: occasional and laptop.



ALMOST SQUARE BASES
RECTANGLE KRystalCAST® TOP



ROUND BASE
LAMINATE KNIFE EDGE TOP



ALMOST SQUARE BASE
KNIFE EDGE TOP

ORDER INFORMATION

- | | |
|-----------------|-------------------------------|
| 1) Series Name | 6) Laminate Selection and No. |
| 2) Model Number | 7) Edge Style Code and Color |
| 3) Size | 8) Wood Species |
| 4) Quantity | 9) Wood Stain Color |
| 5) Base Shape | 10) Optional Items |

DIXON OCCASIONAL TABLE BASE SPECIFICATIONS

Dixon Base

- Table Height** Available table height is 18" or 26".
- Column** 2" diameter polished chrome.
- Assembly** Base mounts to tabletop with ¼-20 x 1" machine screws into metal inserts in top.
NO WOOD SCREWS ARE USED.
- Base** Polished Chrome in three different shapes (specify base shape when ordering):
RDB - 15" diameter round
SQB - 16" x 16" square
ASB - 15" x 15" almost square.

TABLE TOP SPECIFICATIONS

Table Tops

Table top core is CARB Phase I & Phase II Compliant. Laminate, wood veneer and phenolic backing are glued with water based adhesives. Also available in solid surface and acrylic.

Shapes available in round, elliptical, square, rectangle, almost square and almost rectangle.

FINISHES

Table Base

Polished chrome finish is standard.
Optional standard powder coat colors are available.


Laminate/Veneer Selections

ERG offers over 1000 standard laminate choices from Nevamar, Wilsonart, Formica and Pionite. Wood veneer is available in transparent stain colors - custom stain matching available.


OPTIONS

- CODE: SF - Powder Coat finish in choice of standard powder coat colors.

DIXON OCCASIONAL TABLE BASE SHAPE CHOICES - SPECIFY WHEN ORDERING



15" ALMOST SQUARE - **ASB**



16" SQUARE - **SQB**



15" ROUND - **RDB**

Specify base shape when ordering:

RDB - 15" diameter round

SQB - 16" x 16" square







ASB - 15" x 15" almost square.



ROUND BASE
KNIFE EDGE TOP



SQUARE BASE
KRYSTALCAST® TOP

	Model Number	Table Top Size	Table Height	Shpg. Weight	LAMINATE TOP EDGE 2B OR 3A	LAMINATE TOP KNIFE EDGE 6-J	VENEER TOP EDGE 8G
ROUND TOP							
	DXOR16	16" dia.	18"	35 lbs.	\$774	\$992	\$1289
	DXOR18	18" dia.	18"	40 lbs.	\$785	\$1003	\$1304
	DXOR24	24" dia.	18"	45 lbs.	\$883	\$1079	\$1403
ELLIPTICAL TOP							
	DXOE1620	16" x 20"	18"	45 lbs.	\$905	\$1145	\$1488
	DXOE1624	16" x 24"	18"	50 lbs.	\$1036	\$1297	\$1686
SQUARE TOP							
	DXOR16S	16" x 16"	18"	35 lbs.	\$790	\$997	\$1297
	DXOR18S	18" x 18"	18"	40 lbs.	\$801	\$1008	\$1311
	DXOR24S	24" x 24"	18"	45 lbs.	\$937	\$1259	\$1637
ALMOST SQUARE TOP							
	DXOR16AS	16" x 16"	18"	35 lbs.	\$909	\$1147	\$1491
	DXOR18AS	18" x 18"	18"	40 lbs.	\$921	\$1160	\$1507
	DXOR24AS	24" x 24"	18"	45 lbs.	\$1078	\$1448	\$1881
RECTANGLE TOP							
	DXOR1620RT	16" x 20"	18"	70 lbs.	\$1021	\$1260	\$1638
	DXOR1624RT	16" x 24"	18"	80 lbs.	\$1034	\$1272	\$1654
ALMOST RECTANGLE TOP							
	DXOR1620AR	16" x 20"	18"	70 lbs.	\$1175	\$1449	\$1884
	DXOR1624AR	16" x 24"	18"	80 lbs.	\$1189	\$1463	\$1902

Call for pricing on other edge profiles and KrystalCast® or solid surface tops.

OPTIONS

Add upcharge to list price and code to model number

SF	Powder Coat Color (per base)	\$60
----	------------------------------	------

Specify base shape when ordering:

RDB - 15" diameter round

SQB - 16" x 16" square

ASB - 15" x 15" almost square.



DOUBLE ALMOST SQUARE BASES WITH ALMOST RECTANGLE TOP

Model Number	Table Top Size	Table Height	Shpg. Weight	LAMINATE TOP EDGE 2B OR 3A	LAMINATE TOP KNIFE EDGE 6-J	VENEER TOP EDGE 8G
--------------	----------------	--------------	--------------	-------------------------------	--------------------------------	-----------------------

RECTANGLE TOP (DOUBLE BASES)



DXOR2448RT	24" x 48"	18"	70 lbs.	\$1842	\$2267	\$2947
DXOR2460RT	24" x 60"	18"	80 lbs.	\$1951	\$2387	\$3103

ALMOST RECTANGLE TOP (DOUBLE BASES)



DXOR2448AR	24" x 48"	18"	70 lbs.	\$2119	\$2607	\$3390
DXOR2460AR	24" x 60"	18"	80 lbs.	\$2244	\$2746	\$3570



DOUBLE SQUARE BASES WITH RECTANGLE TOP

Call for pricing on other edge profiles and KrystalCast® or solid surface tops.

OPTIONS

Add upcharge to list price and code to model number

SF	Powder Coat Color (per base)	\$60
----	------------------------------	------







Specify base shape when ordering:
RDB - 15" diameter round
SQB - 16" x 16" square
ASB - 15" x 15" almost square.



ROUND BASE
KNIFE EDGE TOP



ALMOST SQUARE BASE SOLID
SURFACE TOP / KNIFE EDGE

Model Number	Table Top Size	Table Height	Shpg. Weight	LAMINATE TOP EDGE 2B OR 3A	LAMINATE TOP KNIFE EDGE 6-J	VENEER TOP EDGE 8G	
ROUND TOP							
	DXLR16	16" dia.	26"	35 lbs.	\$719	\$927	\$1204
	DXLR18	18" dia.	26"	40 lbs.	\$730	\$937	\$1219
	DXLR24	24" dia.	26"	45 lbs.	\$818	\$1025	\$1332
ELLIPTICAL TOP							
	DXLE1620	16" x 20"	26"	45 lbs.	\$839	\$1079	\$1403
	DXLE1624	16" x 24"	26"	50 lbs.	\$970	\$1243	\$1615
SQUARE TOP							
	DXLR16S	16"X16"	26"	35 lbs.	\$790	\$997	\$1297
	DXLR18S	18"X18"	26"	40 lbs.	\$801	\$1008	\$1311
	DXLR24S	24"X24"	26"	45 lbs.	\$937	\$1259	\$1637
ALMOST SQUARE TOP							
	DXLR16AS	16"X16"	26"	35 lbs.	\$1215	\$1624	\$2111
	DXLR18AS	18"X18"	26"	40 lbs.	\$1482	\$1973	\$2565
	DXLR24AS	24"X24"	26"	45 lbs.	\$1602	\$2093	\$2721
RECTANGLE TOP							
	DXLR1620	16" x 20"	26"	45 lbs.	\$948	\$1188	\$1545
	DXLR1624	16" x 24"	26"	50 lbs.	\$1079	\$1352	\$1757
ALMOST RECTANGLE TOP							
	DXLR1620AR	16" x 20"	26"	45 lbs.	\$1003	\$1243	\$1615
	DXLR1624AR	16" x 24"	26"	50 lbs.	\$1134	\$1406	\$1828

Call for pricing on other edge profiles and KrystalCast® or solid surface tops.

OPTIONS

Add upcharge to list price and code to model number

SF	Powder Coat Color (per base)	\$60
----	------------------------------	------