

ERG

INTERNATIONAL

CHAIRS • TABLES • LOUNGES

JANUARY 2019
PRICE LIST AND WORKBOOK



Contract Holder
GS-27F-021DA & GS-27F-020DA

ERGONOM CORPORATION
ERG INTERNATIONAL

1-800-446-1186
www.ERGinternational.com

GSA Contract Information 3
 Company Info 4
 Terms & Conditions 5
 Freight Programs 6
 Ordering Information 8
 Fabric Information 10
 Com Specifications 11

PRODUCTS

QuickShip 13
 Abby 41
 Archer 48
 Aristo 53
 Ashton 55
 Aspen 60
 Barri 67
 Benton 72
 Beta 79
 Brandon 82
 Brandon Silver 92
 Brighton 95
 Brio 112
 Bruno 118
 Burton 125
 Cabana 130
 Capri 132
 Carlton 135
 Cayman 139
 Cody 146
 Computer Accessories 148
 Connos 149
 Corsa 184
 Crossfire 193
 Cube Plus 203
 Dal 205
 Dalma 208
 Darby 211
 Dekko 214
 Del 218
 Delfi 220
 Dion 224
 Dixon 226
 Chairs and Table Dollies 230
 Dome 232
 Drake 234
 Duncan 254
 Elliot 257
 Elos 276
 Flair 279
 Flatcut 281
 Flight 283
 Foray 287

Franky Slim 299
 Geometra 305
 Gobi 309
 Harmony 319
 Island 323
 Jackson 335
 Laguna 351
 Libra 388
 Lotus 390
 Luna 402
 Malibu 409
 Marlo 443
 Metropolis 447
 Mingle 449
 Modesty Panels 456
 Monaco 458
 Muffet 463
 Mylo 465
 Napoli 469
 Newport 477
 Ojai 488
 Orchid 498
 Oslo 500
 Parma 503
 Pento 506
 Pisa 510
 Post 514
 Power and Data 524
 Raven 538
 Rewind 572
 Samba 583
 Sammy 594
 Slam 596
 Strike 601
 Symphony 606
 T-Leg Beam 616
 Table Tops Only 621
 Tango 622
 Teriana 624
 Tivoli 629
 Treno 634
 Trumpet 638
 Turner 641
 Valencia 645
 Vella 660
 Ventura 669
 Verona 683
 Vesper 687
 Vista Cluster 699
 Webby 703
 Westlake 709
 Woburn 735

Contract Number: GS-27F-020DA & GS-27F-021DA

For more information on ordering from Federal Acquisition Service click on the FSS Schedules button at <http://www.gsa.gov/fas> Contract Period: March 30, 2016 – March 29, 2021

Contractor's name, address and phone/fax numbers, email & website:

Ergonom Corporation dba ERG INTERNATIONAL

361 North Bernoulli Circle

Oxnard, California 93030

Toll Free Phone 800-446-1186

• Phone: 805-981-9978 • Fax: 805-981-9878

• Email: sales@erginternational.com

• Website: <http://www.erginternational.com>

CUSTOMER INFORMATION

1a. Table of awarded Special Item Numbers: for Contract Number: GS-27F-020DA

71-302 – Training Room, Auditorium & Theater Furniture – ERG Seating & Tables Price List - Jan 2019

71-305 – Library Furniture – ERG Seating & Tables Price List - Jan 2019

71-308 – Cafeteria & Food Service Furniture – ERG Seating & Tables Price List - Jan 2019

711-11 Tables & Accessories – ERG Seating & Tables Price List - Jan 2019

CUSTOMER INFORMATION

1a. Table of awarded Special Item Numbers: for Contract Number: GS-27F-021DA

711-11 Tables & Accessories – ERG Seating & Tables Price List - Jan 2019

711-12 System Type Tables & Accessories – ERG Seating & Tables Price List - Jan 2019

711-16 Upholstered Seating – ERG Seating & Tables Price List - Jan 2019

711-17 Multiple Seating – ERG Seating & Tables Price List - Jan 2019

711-18 Multipurpose Seating – ERG Seating & Tables Price List - Jan 2019

711-19 Stacking Chairs & Chair Dollies – ERG Seating & Tables Price List - Jan 2019

1b. Identification of lowest priced model number. Shown are minimum purchases net prices:

711-11: Leg Wire Management - Model LWM-01-B = \$12.00

711-12: Brandon Silver Table 18"x 36" - Model BRS1860 = \$233.00

711-16: Brighton Single Modular Lounge - Model 7359 = \$499.00

711-17: Connos 2-Seater Multiple - Model 7406 = \$680.00

711-18: Rewind 4-Leg Guest Chair - Model 7600 = \$128.00

711-19: Strike 4-Leg Stack Chair - Model 5070 = \$119.00

2. Maximum order: \$1,000,000.00 Net.

3. Minimum order: \$500.00 Net.

4. Geographic Coverage: ERG Packages for shipments throughout the continental United States & US Territories.

5. Point of production: ERG International, Oxnard, California USA manufacturing facilities.

6. Discount from list prices: 55% Off

7. Quantity discounts: None Available

8. Prompt payment terms: Net 30.

9. Government credit cards: Yes.

10. Foreign items: None

11a. Time of delivery: 4-8 Weeks ARO

11b. Expedited delivery: 10-Day Quick Ship Program.

12. F.O.B. point: Destination.

13. Ordering address: same as above.

14. Payment address: same as above.

15. Warranty provision: ERG's commercial LIFETIME (frame & foam) & (10) Year limited warranty for defects in GENERAL SERVICES ADMINISTRATION Federal Acquisition Service AUTHORIZED FEDERAL SUPPLY SCHEDULE PRICE LIST materials and workmanship.

16. Export packing charge: Quoted upon request.

17. Government purchase card: Visa & MC Accepted. No additional discount.

18. Terms and conditions of rental, maintenance and repair: Not applicable.

19. Terms and conditions of installation: Net 30 days. Cost of installation will be quoted separately.

20. Terms and conditions of repair parts: Parts prices quoted are net. Same terms apply.

20a. Terms and conditions of any other services: Not applicable.

21. List of service and distribution points: Not applicable

22. List of participating dealers: Call ERG for Participating Dealers in your area.

23. Preventive Maintenance: Not applicable

24. Year 2000 (Y2K) compliant: Yes

25. Environmental attributes: Please refer to ERG's Green Statement / No chemicals used, ONLY water based finishes.

26. Data Universal Number System (DUNS) number: 02 842 7920

27. CCR Registration: Currently registered Cage Code: 1LWE7

28. Returns/Restocking Policy: All products are Custom Made To Order - 30% Restocking Fee

29. Cancellation Policy: Any changes or cancellation to an order must be submitted in writing and confirmed by ERG Customer Service before the change or cancellation is effective. Due to short lead times, any changes or cancellation may result in charges if materials have entered into production.

CORPORATE OFFICE**ERG INTERNATIONAL**

361 North Bernoulli Circle

Oxnard, California 93030

Telephone: 805-981-9978

Toll Free: 800-446-1186

Fax Number: 805-981-9878

E.Mail Address: sales@erginternational.com

Website: www.erginternational.com

Customer Service: 7:00 AM to 4:00 PM, PST Mon - Fri

MISSION STATEMENT

ERG International is committed to using only the finest materials and components available to build products that result in complete customer satisfaction. ERG is continually listening to our customers in order to build and design the best furniture for their specific needs.

We will always try to accommodate your needs in a timely fashion and guarantee safe shipping to your destination.

U.S. MANUFACTURER

We are very proud to offer American made products. This means we are creating American jobs and supporting American material suppliers. This makes ERG very flexible. We can offer more choices and we can control our quality and delivery. The best part is that we are here to listen to you, our valued customer.

LEED & BIFMA STANDARDS

ERG's strong commitment to sustainability is our support of the U.S. Green Building Council's LEED Program -- (Leadership in Energy and Environmental Design). The LEED program is a voluntary certification system designed to promote buildings that are environmentally responsible, profitable, and healthy places for people to live and work. All ERG products can contribute to points for your LEED Project.

ERG is devoted to sustainable manufacturing practices, utilizing renewable materials, life cycle assessment, recycle-reuse, operations-facilities and supply chain. We have incorporated the BIFMA (Business & Institutional Furniture Manufacturers Association) Sustainability Guidelines into our day to day operations. The majority of all products designed and manufactured by ERG have completed the ANSI/BIFMA performance testing standards. Our customers can purchase any seating and table product and feel confident. Through design, manufacture, delivery and product lifecycle - ERG considers the impact of our products on the environment and uncover opportunities to make things better.

*We're Green*All pricing and specifications online at www.erginternational.com**MANUFACTURING FACILITIES**

361 North Bernoulli Circle

Oxnard, California 93030

ERG INTERNATIONAL WEBSITE**www.erginternational.com**

Please visit us at www.erginternational.com to view products, most current pricelists, finishes and textiles. All brochures and pricelists can be downloaded and ERG literature can be ordered on the website.

GREEN STATEMENT

ERG International is always looking for better ways to be kind to our mother earth. Our Green Program insures that we manage as little waste as possible in respect to power, water and all raw materials.

ERG's manufacturing facilities are located in the coastal town of Oxnard, California where the EPA (Environmental Protection Agency) standards are the highest in the nation. EPA dictates that we use only water-base and water-soluble products in all our manufacturing processes. Wood stains, sealers, lacquers, glues and adhesives used by ERG are all waterbased and water soluble products, and carry Greenguard Certification.

Other ways ERG contributes to our Green Program is we use only recyclable vinyl, PVC and polypropylene plastics. 98% of all wood used in the making of our furniture is from well managed forests backed by the FSC (The Forest Stewardship Council). We reclaim as much powder coat paint as is physically possible. This is achieved through a reclaiming facility and also using our in-house equipment. We use only plastic and paper that is recyclable for packaging our products. All usable wood excess is used for manufacturing pallets and crates. All excess steel is sent to a recycling center every week. All potential product additions to our line always include evaluating what that product does to our planet. We are committed to our customers and our planet!



USGBC and related logo is a trademark of the U.S. Green Building Council and is used by permission. Member since 2006.

GENERAL TERMS FOR ALL ORDERS

Information in this price list replaces all information in prior price lists and catalogs.

Prices – Prices and specifications are list prices effective with date printed on cover and supercedes all other published price lists. ERG reserves the right to change prices or specifications without prior notice. Orders are accepted subject to price prevailing at time of shipment.

Orders – All orders must be placed through Purchase Order only.

E-mail Purchase Order:

orders@erginternational.com

Fax:

ERG Customer Service

Fax: 1-805-981-9878

Mail:

ERG Customer Service

361 N. Bernoulli Circle
Oxnard, CA 93030 USA

Phone Orders – NO phone orders will be accepted. Orders are only accepted in writing by mail, fax or email.

Order Acknowledgments – Customers will receive an order acknowledgment after purchase orders have been entered into production. Orders are accepted, manufactured and invoiced in accordance with the order acknowledgment. Please advise ERG immediately of any discrepancies.

Acknowledged orders may not be cancelled or modified without written consent from ERG.

Matching Orders – If any order is to match a previous shipment, it must be clearly stated on the order. Please supply original invoice number and date. If product or materials needed cannot be supplied, customer will be notified.

Orders on Hold & Delayed Shipments – Customers requesting shipments to be "held" or "delayed" **after orders have been put into production.** ERG will complete the order on the original schedule and invoice. Storage charges will accrue after 30 days.

Changes or Cancellation – Any changes or cancellation to an order must be submitted in writing and confirmed by ERG Customer Service before the change or cancellation is effective. Due to short lead times, any changes or cancellation may result in charges if materials have entered into production.

PRODUCT RETURNS

All products are custom made to order and cannot be returned. For large orders, we will gladly provide our customers with a sample of materials or products upon request, if necessary.

CUSTOM ORDER CHARGES

Stain Matching – Custom stain matching charge is \$425.00 List. Due to the natural fiber of wood and different wood variances we cannot guarantee an exact match to any existing products produced. ERG has many stain choices available and will gladly supply wood stain samples upon request. Custom powder coat match \$475.00 List.

PRODUCT CHANGES & SPECIFICATIONS

ERG International's policy is one of continuous product improvement. We therefore reserve the right to make changes in design or specifications, or to discontinue products at any time without prior notice. Every effort will be made to keep the user informed when changes do occur. All dimensions and weights shown are approximate.

CALIFORNIA TECHNICAL BULLETIN 117 (CAL 117)

California Bulletin 117 (TB 117) is standard. All our commercial upholstery fabrics sold in the USA must meet Cal Bulletin 117 standard.

PRODUCT LIABILITY

ERG International disclaims all liability for damages resulting directly or indirectly from use of its products which have undergone changes or alterations by the installer or user, regardless of the reason or the authority for such alteration; or from improper installation, where deviation from the prescribed installation has occurred for whatever reason.

PRODUCT LEAD TIME

Most of our regular orders will ship in 4-8 weeks after receipt of a clean PO. ERG strives for a 100% on time delivery to our customers. Customers who do not have open accounts will be notified of terms. For large and custom orders please contact Customer Service for lead time information.

CREDIT TERMS

ERG will extend credit terms to any credit worthy customer, provided they have filled out an ERG Credit Application and have been approved for a line of credit. All payments are due Net 30 days. 1.5% percent late payment fee will start accruing after the payment is due. Other methods of payment are available, such as VISA® or MASTERCARD® with a 2% processing fee.

STORAGE FEES

Any order held longer than thirty (30) days after completion, will be subject to a weekly storage fee. Storage fee will be determined by the size of the order. No exceptions.

FREIGHT DAMAGE & CLAIMS

ERG International offers a Guaranteed Safe Shipping Program to your destination provided you select our **GUARANTEED VALUE FREIGHT PROGRAM**. This means that if you choose our freight program, we guarantee that your furniture is free of damage. If for some reason the furniture does come in damaged, **ERG will handle the complete freight claim** and reship the replacement furniture to you free of charge! This is our Guaranteed Safe Shipping Program that is considered to be the best in our industry. **Note:** You must use ERG International's designated freight carriers; the use of your own freight carrier voids this program.

If, in the event that your shipment arrives damaged, please notify ERG Customer Service immediately upon discovery of any damages, even if the damage is "concealed damage" (no damage to boxes & packaging).

PLEASE SAVE ALL PACKAGING MATERIALS, Take Photos of Damaged Packaging & Products. Send to ERG Customer Service and will initiate and the process for any freight claims reported by our customers or their affiliates; i.e. warehouses or end-user.

Disclaimer: ERG has the discretion to replace or repair based on the extent of the damage.

ERG Customer Service: 1-800-446-1186

FREE FREIGHT PROGRAM

ERG International offers a FREE FREIGHT PROGRAM. Freight is free of charge on all orders over \$4,000 list. Orders under \$4,000 list will have a flat freight fee of \$98.

All products are shipped F.O.B: Destination. (Unless under \$4000 List).

Please call factory for pricing for Inside deliveries, special delivery requests, and other accessorial charges.

Note: ERG reserves the right to add a fuel surcharge when and if necessary during the course of the year.

ERG will ship via the GUARANTEED VALUE FREIGHT PROGRAM unless otherwise noted. If the customer wishes to use their own carrier, it will ship via collect or 3rd party.

ERG now offers **FREE FREIGHT** on all orders over \$4,000 list!

Orders less than \$4,000 list will be charged a flat freight fee of \$98.



FREE FREIGHT
On all orders over \$4,000 list!

ERG International offers our customers a vast selection in design choices. We will give you the freedom to use our products to design environments that have just the look you are trying to achieve with complementing colors, textures and finishes.

Ordering from ERG is simple and easy. When ordering, please follow these simple guidelines to ensure your furniture products are made exactly to your specifications.

Exact information needed are specified with each series, the following is a general list of information that may need to be specified:

HOW TO SPECIFY

Series Name

Model

Quantity

Plastic Chair

- Poly Shell Color
- Frame Finish: Wood Or Metal
- Options: Powder Coat...etc.

Upholstered Chair Or Soft Seating

- Fabric Grade / COM / COL (Priced at grade 3)
- Vendor
- Name & Number
- Fabric Direction(See Fabric Info under Materials & Finishes Booklet)
- Frame Finish: Wood Or Metal
- Options: Power/Data, Arm Caps...etc.

Table: Cafe, Training, Conference, Occasional

- Table Top:
 - ◆ Laminate
 - ◆ Veneer
 - ◆ Acrylic
 - ◆ Solid Surface
 - ◆ Butcherblock
- Edge
- Base Finish
- Options: Power/Data,Flip, etc.

In some cases, more specific information may be required, such as placement of arms, two tone stain, second fabric information, etc. A layout drawing will need to accompany all orders that have placement issues pertaining to "Left" or "Right" side placement, i.e. arm locations and tablet arm placements.

ERG CUSTOMER SERVICE

ERG Customer Service Department prides itself in delivering the best service possible for all our customers. ERG's Customer Service hours are 7:00 AM to 4:30 PM, Pacific Standard Time, Mon. – Fri. You may reach ERG Customer Service at 1-800-446-1186, or by fax at: 805-981-9878.

DESIGN AND ENGINEERING SERVICES

Because every application is unique, ERG offers Space Planning and Engineering Services to tailor our products to meet your needs.

ERG International's responsibility is limited to supplying the product, as specified, to the buyer. Responsibility of meeting City, State and Federal building codes and requirements is the responsibility of the elected installer.

CONTACT US

Quotes or Questions:

sales@erginternational.com

Purchase Orders:

orders@erginternational.com

Literature and Finish Sample Requests:

literature@erginternational.com

or

REQUEST FORM

ERG INTERNATIONAL

361 North Bernoulli Circle
Oxnard, CA 93030
Phone: (805) 981-9978
Toll Free: 1-800-446-1186
Fax: (805) 981-9878

Hours:

Monday through Friday
7:00 AM - 4:30 PM Pacific

ERG TERMINOLOGY

COM: Customer's Own Material
COL: Customer's Own Leather

MB: Moisture Barrier
FR: Fire Retardant

2FO: Two Fabric Option
3FO: Two Fabric Option

GRADED IN FABRICS

ERG offers graded in fabrics from the following textile companies: DesignTex, Knoll, Mayer, Momentum and more. Please visit ERG's website under the heading TEXTILES/FINISHES to find graded-in fabrics in pdf format along with a link to each vendor's website. For additional information call the manufacturer with their Toll-Free number provided. For COL (Customer's Own Leather) please use Grade 3 List price.

MOISTURE BARRIER:

ERG International offers an optional moisture barrier to seats only on all seating products. The barrier is applied over the foam and under the fabric. Please specify "MB" option with product model number and add corresponding list price per seat.

FIRE RESISTANCE:

Due to the vast choice of fabrics with varying degrees of flame retardancy, we suggest you consult the published technical data of the fabric supplier.

ERG International assumes no responsibility for the flame retardancy of any fabric.

California Technical Bulletin #117 relates to fabrics as well as resilient filling materials (i.e. foam and dacron), all ERG International products conform to this standard.

Certain jurisdictions require the use of additional fire retardants such as the regulation known as California Technical Bulletin #133.

ERG International provides compliance with this standard by application of a fire barrier material. Labels indicating fire retardancy compliance can be placed on the underside of all seating products when required. Please specify "FR" option with product model. The cost is \$90 List per yard of fabric required for the unit specified, or as noted.

TWO (OR MORE) FABRIC OPTION:

When two or more fabrics are used on one unit add appropriate option Code to the model number and the price will be the grade average.

Example A: fabric 1 is Grade 7 and fabric 2 is Grade 5 - the entire unit will be calculated at Grade 6 pricing plus the option price.

Example B: fabric 1 is COM and fabric 2 is Grade 6 - the entire unit will be calculated at Grade 3 pricing plus the option price.

FABRIC TESTING

Due to the complexity of upholstering some products, some may require that fabric testing must be complete before your order is processed. Please refer to individual product price lists when specifying.

USING STRIPED FABRICS

When using vertical stripes on curved modular piece the stripes will not align on any size over 30 degrees.

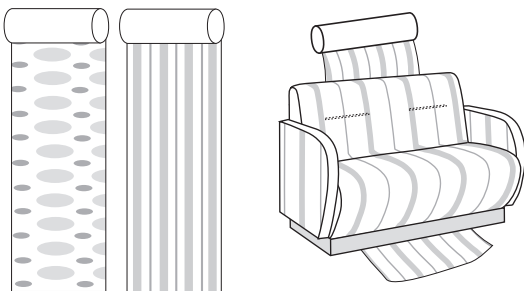
Matching can be achieved if multiple seams are approved to be applied

FABRIC DIRECTION

Specify which illustration shows how fabric is to be applied to furniture.

OFF THE BOLT (NON-RAILROAD)

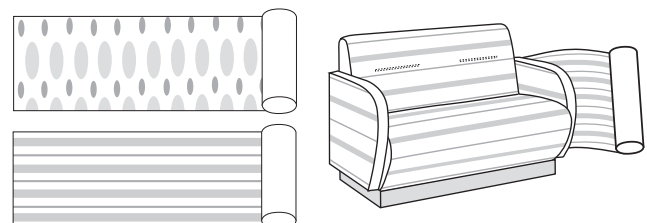
Off The Bolt fabrics require seaming of fabric on one-piece cushions greater than 48".



RAILROAD

Railroad fabrics allow tailoring of one-piece backs or seat cushions of sofas without seams.

OR



COM SPECIFICATIONS

ERG International is not responsible for appearance, behavior, color accuracy, durability, performance, or weaving of COM materials. All responsibility for COM shipments is between the purchaser and the textile source. Customers are solely responsible for making sure the COM complies with all applicable codes and regulations. ERG International reserves the right to reject fabrics or leathers we deem unsuitable for upholstery. When this occurs, the customer will be notified in writing with an explanation of the problem. ERG International cannot be held responsible for any unsatisfactory results in the application of a COM/COL and a written release from the customer may be required before the order is processed. ERG International cannot be held responsible for tailoring variances that result from the application of a particular textile or leather.

COM YARDAGE

All yardage requirements listed in the price list are based upon 54 plain non-directional material. Additional yardage will be required for repeats or fabric less than 54 wide.

APPROVED COM ORDERING PROCEDURES

The fabric table below will give you approximate additional yardage requirements for repeats of 6" vertical or horizontal. Anything over should be submitted for calculation by ERG.

	54" Wide	53"-51" Wide	50"-48" Wide	47"-45" Wide	44"-36" Wide
Plain Fabric	0%	15%	30%	45%	60%
2" - 10" Repeat	10%	20%	35%	50%	65%
11" - 20" Repeat	15%	25%	40%	55%	70%
21" - 25" Repeat	20%	30%	45%	60%	75%
26" - 30" Repeat	25%	35%	50%	65%	80%
31" - 35" Repeat	30%	40%	55%	70%	85%
36" - 40" Repeat	35%	45%	60%	75%	90%
41" - 45" Repeat	40%	50%	65%	80%	95%

All stripes will be applied vertically unless specified otherwise. Patterned fabrics will be applied at our discretion unless special instructions are included with the order.

The C.O.M. yardage required is for one chair. Yardage requirements may be reduced when ordering multiple quantities. Please e-mail Customer Service for yardage calculations on multiple quantities.

In the absence of instructions, we will apply the fabric pattern according to our best judgement. We reserve the right to railroad fabric whenever possible to avoid seams in large upholstered areas and/or single cushion units.

For Customer's Own Leather (COL),

Leather footage requirements listed in the price list refer to usable leather footage that meets the standards described above. Calf hides must be at least 30 square feet of clean usable matching hides. When specifying calf hides, add 15% to COL requirements shown in the price list.

All COL will be priced at Grade 3 List Pricing.

SHIPPING INSTRUCTIONS:

Instruct the supplier to mark the outside of the COM/COL package with the following information:

- A) Your Company's Name.
- B) Your Purchase Order Number given to ERG
- C) The supplier's Name, COM/COL Name, number and amount of yardage shipped.
- D) The ERG model number to which the COM/COL is to be applied.
- E) If the COM/COL has a pattern, it must be stated whether the direction you want is horizontal or vertical. All patterns will be applied vertically unless marked to the contrary.

Ship the packaged COM/COL prepaid:

ERG International
361 N. Bernoulli Circle
Oxnard, CA 93030.

Please Note: Sidemark package with your P.O. number; Model Number or Order Number.



ERG

INTERNATIONAL



QUICK SHIP CATALOG
10 WORKING DAYS

VOLUME 2



TABLE OF CONTENTS

4
Wood Shell
Chairs and Stools

6
Plastic Shell
Chairs and Stools

11
Lounge

12
Modular

13
Ottomans

15
Fabric Options

16
Occasional Tables

17
Cafe Tables

20
Training Tables

24
Laminate
& Edges

25
Terms
& Conditions

A COLLECTION OF OUR
MOST POPULAR PRODUCTS.
IN 10 WORKING DAYS,
HAVE YOUR PRODUCTS FAST!

Have a rush job? Need it shipped quick? No problem.

With our 10 Day Quick Ship Program, you can count on high quality furniture fast. We offer a wide variety of products to help get your project done and looking great. We offer wood chairs and stools, poly shell chairs and stools, lounge chairs, ottomans, modular units, occasional tables, café tables and training tables. With these options to choose from, you can get any space complete from lobbies, classrooms, cafes or any open communal space.

To get your order started, contact our Customer Service at 800.446.1186

All of our products are available on GSA contract









ORDERING INFORMATION
To Order Please Specify:

- 1) Series Name
- 2) Model Number
- 3) Quantity
- 4) Wood Shell Stain Finish
- 5) Metal Leg Finish

Cutouts and laser engraving not available on Quick Ship items.



Benton
1350 Café Chair \$469
LEGS: STANDARD IN POLISHED CHROME
OPTIONS:
SF Powder Coat up charge \$40



Benton
1352 Tall Back Bar Stool \$594
LEGS: STANDARD IN POLISHED CHROME
OPTIONS:
SF Powder Coat up charge \$61



Dekko
744 Café Chair \$499
LEGS: STANDARD IN POWDER COAT
OPTIONS:
PC Polish Chrome up charge \$40



Dekko
752 Tall Back Bar Stool \$642
LEGS: STANDARD IN POWDER COAT
OPTIONS:
PC Polish Chrome up charge \$61

WOOD STAINS



natural maple




medium walnut

METAL FINISH




polished chrome

POWDER COAT



brushed aluminum(silver)



black gloss



lt bronze textured



ORDERING INFORMATION
To Order Please Specify:

- 1) Series Name
- 2) Model Number
- 3) Quantity
- 4) Wood Shell Stain Finish
- 5) Metal Leg Finish

Cutouts and laser engraving not available on Quick Ship items.



Mylo
1300 Café Chair \$350
 SHELL: NATURAL STAIN ONLY
 LEGS: STANDARD IN POLISHED CHROME
 OPTIONS:
 SF Powder Coat up charge \$40



Mylo
1301 Tall Back Bar Stool \$503
 SHELL: NATURAL STAIN ONLY
 LEGS: STANDARD IN POLISHED CHROME
 OPTIONS:
 SF Powder Coat up charge \$61



Pento
927 Café Chair \$535
 LEGS: STANDARD IN POWDER COAT
 OPTIONS:
 PC Polished Chrome up charge \$40



Pento
937 Tall Back Bar Stool \$731
 LEGS: STANDARD IN POWDER COAT
 OPTIONS:
 PC Polished Chrome up charge \$61

WOOD STAINS



natural maple




medium walnut

METAL FINISH



polished chrome

POWDER COAT



brushed aluminum (silver)



black gloss



lt bronze textured



ORDERING INFORMATION
To Order Please Specify:

- 1) Series Name
- 2) Model Number
- 3) Quantity
- 4) Poly Shell Color
- 5) Metal Leg Finish



Elliot
6260 Café Chair \$252
 LEGS: STANDARD IN POLISHED CHROME
 OPTIONS:
 SF Powder Coat up charge \$40



Elliot
6264 Bar Stool \$459
 LEGS: STANDARD IN POLISHED CHROME
 OPTIONS:
 SF Powder Coat up charge \$61

Elliot Poly Shell Colors



METAL FINISH





ORDERING INFORMATION
To Order Please Specify:

- 1) Series Name
- 2) Model Number
- 3) Quantity
- 4) Poly Shell Color
- 5) Metal Leg Finish



Foray
6240 Café Chair \$314
 LEGS: STANDARD IN POLISHED CHROME
 OPTIONS:
 SF Powder Coat up charge \$40



Foray
6242 Bar Stool \$508
 LEGS: STANDARD IN POLISHED CHROME
 OPTIONS:
 SF Powder Coat up charge \$61

Foray Poly Shell Colors



METAL FINISH





ORDERING INFORMATION
To Order Please Specify:

- 1) Series Name
- 2) Model Number
- 3) Quantity
- 4) Poly Shell Color
- 5) Metal Leg Finish




Gobi
7336 Stacking Chair \$303
LEGS: STANDARD IN POLISHED CHROME
OPTIONS:
SF Powder Coat No Charge



Gobi
7340 Stacking Bar Stool \$520
LEGS: STANDARD IN POLISHED CHROME
OPTIONS:
SF Powder Coat No Charge

Gobi Poly Shell Colors




Gobi
7330 Stacking Sled Base \$261
LEGS: STANDARD IN POLISHED CHROME
OPTIONS:
SF Powder Coat No Charge



Gobi
7338 Stacking Arm Chair \$365
LEGS: STANDARD IN POLISHED CHROME
OPTIONS:
SF Powder Coat No Charge

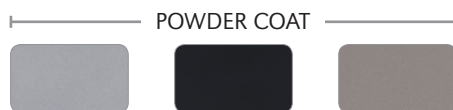
Gobi Poly Shell Colors



METAL FINISH



polished chrome



brushed aluminum (silver) black gloss It bronze textured



ORDERING INFORMATION
To Order Please Specify:

- 1) Series Name
- 2) Model Number
- 3) Quantity
- 4) Poly Shell Color
- 5) Metal Leg Finish



Lotus
7485 Stacking Poly Chair \$386
 LEGS: STANDARD IN POLISHED CHROME
 OPTIONS:
 SF Powder Coat up charge \$40



Lotus
7495 4-Leg Bar Stool \$456
 LEGS: STANDARD IN POLISHED CHROME
 OPTIONS:
 SF Powder Coat up charge \$61

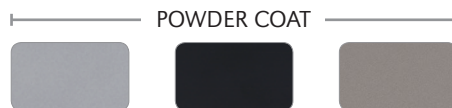
Lotus Poly Shell Colors



METAL FINISH



polished chrome



brushed aluminum(silver) black gloss lt bronze textured



ORDERING INFORMATION
To Order Please Specify:

- 1) Series Name
- 2) Model Number
- 3) Quantity
- 4) Poly Shell Color
- 5) Metal Leg Finish



Rewind
7600 Stacking Chair \$284
 LEGS: STANDARD IN POLISHED CHROME
 OPTIONS:
 SF Powder Coat up charge \$40



Rewind
7616 Stacking Bar Stool \$522
 LEGS: STANDARD IN POLISHED CHROME
 OPTIONS:
 SF Powder Coat up charge \$61

Rewind Poly Shell Colors



Strike
5070 Stacking Chair \$264
 LEGS: STANDARD IN POLISHED CHROME
 OPTIONS:
 SF Powder Coat up charge \$40



Strike
5077 Stacking Bar Stool \$528
 LEGS: STANDARD IN POLISHED CHROME
 OPTIONS:
 SF Powder Coat up charge \$61


Strike Poly Shell Colors



METAL FINISH




polished chrome



brushed aluminum(silver)



black gloss



It bronze textured

POWDER COAT



ORDERING INFORMATION
To Order Please Specify:

- 1) Series Name
- 2) Model Number
- 3) Quantity
- 4) Poly Shell Color
- 5) Metal Leg Finish



Webby
333 Stacking Chair \$347
 LEGS: STANDARD IN POWDER COAT
 OPTIONS:
 PC Polished Chrome up charge \$40



Webby
349 Stacking Bar Stool \$562
 LEGS: STANDARD IN POWDER COAT
 OPTIONS:
 PC Polished Chrome up charge \$61

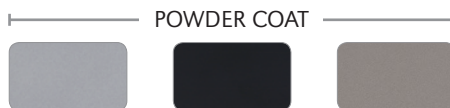
Webby Poly Shell Colors



METAL FINISH



polished chrome



brushed aluminum(silver) black gloss lt bronze textured



ORDERING INFORMATION

To Order Please Specify:

- 1) Series Name
- 2) Model Number
- 3) Quantity
- 4) Wood/Metal Leg Finish
- 5) Fabric Selection (Pg 18)

Two fabric option not available on Quick Ship items



Ashton

606 Single Seat Lounge (Armless)

GR3	GR4	GR5	GR6
\$1514	\$1573	\$1637	\$1703

LEGS: STANDARD IN POWDER COAT

OPTIONS:

PC	Polished Chrome up charge (4 Legs)	\$16 ea.
----	------------------------------------	----------



Flair

3495 Single Seat Lounge

GR3	GR4	GR5	GR6
\$2084	\$2167	\$2254	\$2344

LEGS: STANDARD IN POLISHED CHROME OR BRUSHED ALUMINUM

OPTIONS:

SF	Powder Coat up charge (4 Legs)	\$13 ea.
WOD	Wood Leg up charge (4 Legs)	\$25 ea.



Malibu

3900 Single Seat Lounge

GR3	GR4	GR5	GR6
\$2055	\$2136	\$2223	\$2311

LEGS: STANDARD IN POWDER COAT

OPTIONS:

PC	Polished Chrome up charge (4 Legs)	\$37 ea.
WOD	Wood Leg up charge (4 Legs)	\$25 ea.



Raven

8403 Single Seat Lounge

GR3	GR4	GR5	GR6
\$2306	\$2468	\$2641	\$2814

LEGS: STANDARD IN POWDER COAT

OPTIONS:

PC	Polished Chrome up charge (4 Legs)	\$27 ea.
WOD	Wood Leg up charge (4 Legs)	\$25 ea.

WOOD STAINS



natural maple



medium walnut

METAL FINISH



polished chrome

POWDER COAT



brushed aluminum(silver)



black gloss



lt bronze textured



ORDERING INFORMATION

To Order Please Specify:

- 1) Series Name
- 2) Model Number
- 3) Quantity
- 4) Wood/Metal Leg Finish
- 5) Fabric Selection (Pg 18)

Two fabric option not available on Quick Ship items

MAX QUANTITY 8

Raven

8302 22" Straight Unit



GR3	GR4	GR5	GR6
\$1425	\$1510	\$1605	\$1702

LEGS: STANDARD IN POWDER COAT

OPTIONS:

PC	Polished Chrome up charge (4 Legs)	\$27 ea.
WOD	Wood Leg up charge (4 Legs)	\$25 ea.

MAX QUANTITY 2

Raven

8386 Corner Unit – Square Seat Back



GR3	GR4	GR5	GR6
\$2584	\$2687	\$2795	\$2907

LEGS: STANDARD IN POWDER COAT

OPTIONS:

PC	Polished Chrome up charge (4 Legs)	\$27 ea.
WOD	Wood Leg up charge (4 Legs)	\$25 ea.

MAX QUANTITY 8

Raven

8326 22" Single Seat Backless Unit



GR3	GR4	GR5	GR6
\$1287	\$1373	\$1473	\$1573

LEGS: STANDARD IN POWDER COAT

OPTIONS:

PC	Polished Chrome up charge (4 Legs)	\$27 ea.
WOD	Wood Leg up charge (4 Legs)	\$25 ea.

WOOD STAINS



natural maple



medium walnut

METAL FINISH



polished chrome

POWDER COAT



brushed aluminum(silver)



black gloss



lt bronze textured



ORDERING INFORMATION

To Order Please Specify:

- 1) Series Name
- 2) Model Number
- 3) Quantity
- 4) Wood/Metal Leg Finish
- 5) Fabric Selection (Pg 18)

Two fabric option not available on Quick Ship items



Raven

8341 18" Round Ottoman (4 Legs)

GR3	GR4	GR5	GR6
\$1472	\$1620	\$1768	\$1917

8339 24" Round Ottoman (4 Legs)

GR3	GR4	GR5	GR6
\$1643	\$1792	\$1941	\$2090

LEGS: STANDARD IN POWDER COAT

OPTIONS:

PC	Polished Chrome up charge (4 Legs)	\$27 ea.
WOD	Wood Leg up charge (4 Legs)	\$25 ea.



Raven

8340 30" Round Ottoman (4 Legs)

GR3	GR4	GR5	GR6
\$2094	\$2242	\$2390	\$2539

8342 36" Round Ottoman (4 Legs)

GR3	GR4	GR5	GR6
\$2428	\$2577	\$2724	\$2873

LEGS: STANDARD IN POWDER COAT

OPTIONS:

PC	Polished Chrome up charge (4 Legs)	\$27 ea.
WOD	Wood Leg up charge (4 Legs)	\$25 ea.



Raven

8346 27" Square Ottoman (4 Legs)

GR3	GR4	GR5	GR6
\$1645	\$1794	\$1944	\$2093

LEGS: STANDARD IN POWDER COAT

OPTIONS:

PC	Polished Chrome up charge (4 Legs)	\$27 ea.
WOD	Wood Leg up charge (4 Legs)	\$25 ea.

WOOD STAINS



natural maple



medium walnut

METAL FINISH



polished chrome

POWDER COAT



brushed aluminum(silver)



black gloss



It bronze textured



ORDERING INFORMATION

To Order Please Specify:

- 1) Series Name
- 2) Model Number
- 3) Quantity
- 4) Fabric Selection (Pg 18)

Two fabric option not available on Quick Ship items



Raven

8341-NL 18" Round Ottoman (No Legs)






































































GR3	GR4	GR5	GR6
\$1351	\$1484	\$1613	\$1744



Raven

8339-NL 24" Round Ottoman (No Legs)

GR3	GR4	GR5	GR6
\$1503	\$1635	\$1765	\$1895

Width-Pattern							Approx. Repeat	Grade
54" BEEP							58" L, 15" W	4
								
bridge	flax	green light	jet	pontoon	steel	teak		
54" CANTER								3
								
earth	night	onyx	quarry	sable	saddle	sand		
59" COVER CLOTH								5
								
cyan	graphite	indigo	platinum	sorrel	taupe	zest		
56" DOMAIN							12 1/2" L, 5" W	6
								
bay	chestnut	fossil	mineral	natural	pristine	willow		
56" FAUX FELT								5
								
bark	flannel	lagoon	pumice	sprout	stone	vibrant		
54" GROOVE							22 7/16" L, 14 7/8" W	5
								
beach	digital	glacier	harbor	intense	vapor	zest		
56" LENS							10" L, 7 1/2" W	3
								
crimson	graphite	navy	night	sand	silver	terra		
54" SKIP								3
								
clementine	nickel	pewter	pool	ruby	sprite	yacht		
54" SYNTAX							6 1/4" L, 7 1/8" W	3
								
camel	carmine	flare	hudson	pewter	plant	turquoise		
56" WAVER							3 1/2" L, 5" W	6
								
bisque	flax	moment	riverside	terrain	tranquil	zest		



ORDERING INFORMATION
To Order Please Specify:

- 1) Series Name
- 2) Model Number
- 3) Quantity
- 4) Wood/Metal Leg Finish
- 5) Laminate Selection & Number (Pg26)

Cabana Round



Model #	Size	Height	LAMINATE
CAB18D	18" dia.	17"	\$1138
CAB24D	24" dia.	17"	\$1340

LEGS: STANDARD IN POWDER COAT

OPTIONS:

PC	Polish Chrome up charge (4 Legs)	\$27 ea.
WOD	Wood Leg up charge (4 Legs)	\$25 ea.

Cabana Square



Model #	Size	Height	LAMINATE
CAB18S	18" x 18"	17"	\$1236
CAB24S	24" x 24"	17"	\$1371

LEGS: STANDARD IN POWDER COAT

OPTIONS:

PC	Polish Chrome up charge (4 Legs)	\$27 ea.
WOD	Wood Leg up charge (4 Legs)	\$25 ea.

Duncan



Model #	Size	Height	LAMINATE
DUN18D	18" dia.	18"	\$1346

LEGS: STANDARD IN POWDER COAT

OPTIONS:

PC	Polish Chrome up charge (4 Legs)	\$37 ea.
WOD	Wood Leg up charge (4 Legs)	\$25 ea.

Duncan



Model #	Size	Height	LAMINATE
DUN18S	18" x 18"	18"	\$1556

LEGS: STANDARD IN POWDER COAT

OPTIONS:

PC	Polish Chrome up charge (4 Legs)	\$37 ea.
WOD	Wood Leg up charge (4 Legs)	\$25 ea.

Duncan



Model #	Size	Height	LAMINATE
DUN24D	24" dia.	18"	\$1482

LEGS: STANDARD IN POWDER COAT

OPTIONS:

PC	Polish Chrome up charge (4 Legs)	\$37 ea.
WOD	Wood Leg up charge (4 Legs)	\$25 ea.

WOOD STAINS



natural maple



medium walnut

METAL FINISH



polished chrome


POWDER COAT



brushed aluminum (silver)



black gloss



It bronze textured



ORDERING INFORMATION
To Order Please Specify:

- 1) Series Name
- 2) Model Number
- 3) Quantity
- 4) Metal Base Finish
- 5) Laminate Selection and No. (Pg 26)
- 6) Edge Style Code and Color (Pg 26)

Brandon



Model Number	Table Top Size	Base Spread	Base Finish	
			GRP 2	GRP 3
BR30D	30" Dia.	26"- X	\$674	\$782
BR36D	36" Dia.	32"- X	\$799	\$931
BR42D	42" Dia.	32"- X	\$946	\$1116

BASE: STANDARD IN POWDER COAT

Brandon Silver



Model Number	Table Top Size	Base Spread	Base Finish	
			GRP 2	GRP 3
BRS30D	30" Dia.	26"- X	\$567	\$666
BRS36D	36" Dia.	32"- X	\$650	\$771
BRS42D	42" Dia.	32"- X	\$816	\$970

BASE: ONLY IN BRUSHED ALUMINUM FINISH

Brandon



Model Number	Table Top Size	Base Spread	Base Finish	
			GRP 2	GRP 3
BR30S	30" Sq.	26"- X	\$635	\$743
BR36S	36" Sq.	32"- X	\$806	\$942

BASE: STANDARD IN POWDER COAT

Brandon Silver



Model Number	Table Top Size	Base Spread	Base Finish	
			GRP 2	GRP 3
BRS30S	30" Sq.	26"- X	\$573	\$672
BRS36S	36" Sq.	32"- X	\$671	\$792

BASE: ONLY IN BRUSHED ALUMINUM FINISH

Brandon | Bar Height



Model Number	Table Top Size	Base Spread	Base Finish	
			GRP 2	GRP 3
BRH24D	24" Dia.	22"- X	\$831	\$914
BRH30D	30" Dia.	26"- X	\$897	\$1004

BASE: STANDARD IN POWDER COAT

Brandon Silver | Bar Height



Model Number	Table Top Size	Base Spread	Base Finish	
			GRP 2	GRP 3
BRSH24D	24" Dia.	22"- X	\$662	\$737
BRSH30D	30" Dia.	26"- X	\$720	\$819

BASE: ONLY IN BRUSHED ALUMINUM FINISH

METAL FINISH

POWDER COAT



brushed aluminum(silver)

black gloss

it bronze textured



ORDERING INFORMATION
To Order Please Specify:

- 1) Series Name
- 2) Model Number
- 3) Quantity
- 4) Metal Base Finish
- 5) Laminate Selection and No. (Pg 26)
- 6) Edge Style Code and Color (Pg 26)

Cayman



Model Number	Table Top Size	Base Spread	GRP	
			GRP 2	GRP 3
CAY24D	24" Dia.	20"	\$439	\$501
CAY30D	30" Dia.	24"	\$499	\$580
CAY36D	36" Dia.	28"	\$567	\$666
CAY42D	42" Dia.	32"	\$674	\$803

BASE: STANDARD IN POLISHED CHROME

OPTIONS:

SF	Powder Coat up charge	\$64
----	-----------------------	------

Cayman



Model Number	Table Top Size	Base Spread	GRP	
			GRP 2	GRP 3
CAY24S	36" Sq.	20"	\$446	\$509
CAY2430S	24X30" Sq.	24"	\$478	\$553
CAY30S	30" Sq.	28"	\$499	\$580
CAY36S	36" Sq.	32"	\$567	\$666

BASE: STANDARD IN POLISHED CHROME

OPTIONS:

SF	Powder Coat up charge	\$64
----	-----------------------	------

Cayman | Bar Height



Model Number	Table Top Size	Base Spread	GRP	
			GRP 2	GRP 3
CAYH24D	24" Dia.	20"	\$568	\$630
CAYH30D	30" Dia.	24"	\$628	\$709
CAYH36D	36" Dia.	32"	\$696	\$795

BASE: STANDARD IN POLISHED CHROME

OPTIONS:

SF	Powder Coat up charge	\$64
----	-----------------------	------

Cayman | Bar Height



Model Number	Table Top Size	Base Spread	GRP	
			GRP 2	GRP 3
CAYH2430S	24x30" Sq.	20"	\$607	\$682
CAYH30S	30" Sq.	24"	\$628	\$709
CAYH36S	36" Sq.	32"	\$696	\$795

BASE: STANDARD IN POLISHED CHROME

OPTIONS:

SF	Powder Coat up charge	\$64
----	-----------------------	------

METAL FINISH





ORDERING INFORMATION
To Order Please Specify:

- 1) Series Name
- 2) Model Number
- 3) Quantity
- 4) Metal Base Finish
- 5) Laminate Selection and No. (Pg 26)
- 6) Edge Style Code and Color (Pg 26)

Corsa



Model Number	Table Top Size	Base Spread	Base	
			GRP 2	GRP 3
COR30D	30" Dia.	22"	\$618	\$723
COR36D	36" Dia.	22"	\$707	\$833
COR42D	42" Dia.	22"	\$843	\$1009

BASE: STANDARD IN STAINLESS STEEL

OPTIONS:

SF	Powder Coat up charge	\$64
----	-----------------------	------

Corsa



Model Number	Table Top Size	Base Spread	Base	
			GRP 2	GRP 3
COR30S	30" Sq.	22"	\$608	\$713
COR36S	36" Sq.	22"	\$717	\$848

BASE: STANDARD IN STAINLESS STEEL

OPTIONS:

SF	Powder Coat up charge	\$64
----	-----------------------	------

Corsa | Bar Height



Model Number	Table Top Size	Base Spread	Base	
			GRP 2	GRP 3
CORH24D	24" Dia.	22"	\$667	\$745
CORH30D	30" Dia.	22"	\$743	\$848


BASE: STANDARD IN STAINLESS STEEL

OPTIONS:

SF	Powder Coat up charge	\$64
----	-----------------------	------

METAL FINISH

POWDER COAT



brushed aluminum(silver)

black gloss

it bronze textured



ORDERING INFORMATION
To Order Please Specify:

- 1) Series Name
- 2) Model Number
- 3) Quantity
- 4) Metal Base Finish
- 5) Laminate Selection and No. (Pg 26)
- 6) Edge Style Code and Color (Pg 26)

Monaco



Model Number	Table Top Size	Base Spread	Base Finish	
			GRP 2	GRP 3
MON30D	30" Dia.	22"	\$703	\$808
MON36D	36" Dia.	22"	\$790	\$916
MON42D	42" Dia.	26"	\$990	\$1155

BASE: STANDARD IN STAINLESS STEEL

OPTIONS:

SF	Powder Coat up charge	\$64
----	-----------------------	------

Monaco



Model Number	Table Top Size	Base Spread	Base Finish	
			GRP 2	GRP 3
MON30S	30" Sq.	22"	\$693	\$797
MON36S	36" Sq.	22"	\$801	\$932

BASE: STANDARD IN STAINLESS STEEL

OPTIONS:

SF	Powder Coat up charge	\$64
----	-----------------------	------

Monaco | Bar Height



Model Number	Table Top Size	Base Spread	Base Finish	
			GRP 2	GRP 3
MONH24D	24" Dia.	22"	\$708	\$787
MONH30D	30" Dia.	22"	\$826	\$931

BASE: STANDARD IN STAINLESS STEEL

OPTIONS:

SF	Powder Coat up charge	\$64
----	-----------------------	------

METAL FINISH





ORDERING INFORMATION
To Order Please Specify:

- 1) Series Name
- 2) Model Number
- 3) Quantity
- 4) Metal Base Finish
- 5) Laminate Selection and No. (Pg 26)
- 6) Edge Style Code and Color (Pg 26)

Brandon Silver



Model Number	Table Top Size	Base Spread	Base Finish	
			GRP 2	GRP 3
BRS2460	24 X 60	2-22"- T	\$601	\$726
BRS2472	24 X 72	2-22"- T	\$714	\$852
BRS3060	30 X 60	2-22"- T	\$654	\$795
BRS3072	30 X 72	2-22"- T	\$774	\$932

BASE: ONLY IN BRUSHED ALUMINUM FINISH

Brandon Silver | Casters & Flip Top



Model Number	Table Top Size	Base Spread	Base Finish	
			GRP 2	GRP 3
BRS2460FC	24 X 60	2-22"- T	\$1088	\$1213
BRS2472FC	24 X 72	2-22"- T	\$1201	\$1339
BRS3060FC	30 X 60	2-22"- T	\$1141	\$1282
BRS3072FC	30 X 72	2-22"- T	\$1261	\$1419

BASE: ONLY IN BRUSHED ALUMINUM FINISH

Brandon



Model Number	Table Top Size	Base Spread	Base Finish	
			GRP 2	GRP 3
BR2460	24 X 60	2-22"- T	\$743	\$886
BR2472	24 X 72	2-22"- T	\$900	\$1058
BR3060	30 X 60	2-22"- T	\$803	\$966
BR3072	30 X 72	2-22"- T	\$969	\$1148

BASE: STANDARD IN POWDER COAT

Brandon | Casters & Flip Top



Model Number	Table Top Size	Base Spread	Base Finish	
			GRP 2	GRP 3
BR2460FC	24 X 60	2-22"- T	\$1230	\$1373
BR2472FC	24 X 72	2-22"- T	\$1387	\$1545
BR3060FC	30 X 60	2-22"- T	\$1290	\$1453
BR3072FC	30 X 72	2-22"- T	\$1456	\$1635

BASE: STANDARD IN POWDER COAT

METAL FINISH

POWDER COAT



brushed aluminum(silver)



black gloss



lt bronze textured



ORDERING INFORMATION
To Order Please Specify:

- 1) Series Name
- 2) Model Number
- 3) Quantity
- 4) Metal Base Finish
- 5) Laminate Selection and No. (Pg 26)
- 6) Edge Style Code and Color (Pg 26)

Cayman



Model Number	Table Top Size	Base Spread	GRP	
			GRP 2	GRP 3
CAY2436	24 X 36	2-22T	\$543	\$628
CAY2448	24 X 48	2-22T	\$577	\$673
CAY2460	24 X 60	2-22T	\$611	\$719
CAY2472	24 X 72	2-22T	\$710	\$829

BASE: STANDARD IN POLISHED CHROME

SF	Powder Coat up charge	\$60 per leg
----	-----------------------	--------------

Cayman | *NOT AVAILABLE WITH FLIPTOP AND CASTERS



Model Number	Table Top Size	Base Spread	GRP	
			GRP 2	GRP 3
CAY3036	30 X 36	2-22T	\$587	\$682
CAY3048	30 X 48	2-22T	\$628	\$737
CAY3060	30 X 60	2-22T	\$669	\$792
CAY3072	30 X 72	2-22T	\$775	\$912

BASE: STANDARD IN POLISHED CHROME

SF	Powder Coat up charge	\$60 per leg
----	-----------------------	--------------

Flight



Model Number	Table Top Size	Base Spread	GRP	
			GRP 2	GRP 3
FT2460	24 X 60	2-22T	\$816	\$958
FT2472	24 X 72	2-22T	\$992	\$1149
FT3060	30 X 60	2-22T	\$876	\$1035
FT3072	30 X 72	2-22T	\$1061	\$1241

BASE: STANDARD IN POWDER COAT

Flight | Casters & Flip Top



Model Number	Table Top Size	Base Spread	GRP	
			GRP 2	GRP 3
FT2460FC	24 X 60	2-22T	\$1303	\$1445
FT2472FC	24 X 72	2-22T	\$1479	\$1636
FT3060FC	30 X 60	2-22T	\$1363	\$1522
FT3072FC	30 X 72	2-22T	\$1548	\$1728

BASE: STANDARD IN POWDER COAT

METAL FINISH





Wilsonart
Montana Walnut
7110K-78



Wilsonart
Wild Cherry
7054-60



Wilsonart
Kensington Maple
10776-60



Wilsonart
Monticello Maple
7925-38



Wilsonart
Asian Knight
7949K-18



Wilsonart
Cocobala
7942K-07



Wilsonart
Satin stainless
4830K-18



Wilsonart
Titanium EV
4810-60



Formica
Fog
961-58



Formica
Brite White
459-58

3 MM PVC EDGES

PVC SOLID COLORS



white



cream



almond



sand



khaki brown



pepperdust



amazon



gray



burgundy



dark brown

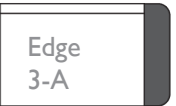


charcoal



black

PVC WOOD COLORS



amber maple



crown cherry



wild cherry



chocolate
pear



monticello
maple




beigewood



brazilwood



smoke



maple
multiplex



ashen
ribbonwood



natural
ribbonwood



myriad
ribbonwood



walnut heights



bleached
legno



sarum twill



columbian
walnut



silver metallic



titanium

- » Select from the product series listed in this book to find specific models available "ONLY" in the ERG Quick ship program.
- » Orders for product on ERG Quick ship must clearly state: QUICK SHIP (please print on first line of order).
- » Choose from only the fabrics, laminates, edges and wood/ metal finish colors listed in this book.
- » Quick ship products ship within 10 business days of receipt of a clean, credit approved purchase order. Transit time not included in the 10 days, FOB - Oxnard, CA
- » Lead-times will be acknowledged from the date orders are determined to be "clean".
- » Once order has been entered, changes are not allowed under any circumstances.
- » ERG International offers a FREE FREIGHT PROGRAM. Freight is free of charge on all orders over \$4,000 list. Orders under \$4,000 list will have a flat freight fee of \$98.

Lifetime Warranty

ERG International warrants to the original purchaser of new products to be free from defects in material, workmanship and specification for a LIFETIME under conditions of normal use and maintenance. If a defect causes failure of the product or a portion of the product, ERG International at its sole discretion will either repair or replace the defective product at no charge to the original purchaser. This warranty policy covers furniture frames, chair frames and shells(poly/wood), soft seating frames, stationary table bases, occasional tables, beam and cluster frame and shells, springs, legs and structural components. When ordering from ERG International tops and/or bases ONLY, ERG's standard warranty will be null & void. ERG will not be held liable for any tops or bases used in conjunction with another manufacturer's top or base.

Contracts held by ERG International

- » GSA - General Services Administration
(US Fed. Government)
- » HPG - HealthTrust Purchasing Group
- » Alabama
- » Alabama (UAB) - University of Alabama-Birmingham
- » Arizona (Tri-U)
- » California (CMAS)
- » Connecticut (2 Contracts - Free Standing Office Furn.
& Educational School Furn.)
- » Florida
- » Georgia (Bar Stools & Lounge)
- » Kansas
- » MHEC - Mass. Higher Education Consortium
- » Mississippi
- » New Jersey
- » New York
- » North Carolina
- » Ohio (IUC) - Inter-University Council of Ohio
- » Pennsylvania
- » South Carolina
- » Texas (TXMAS)
- » Virginia - Fairfax County
- » Wisconsin

ERG
INTERNATIONAL

www.ERGinternational.com



ABBY TABLE OF CONTENTS

Abby Cafe (X-Base) Table Specifications 2
Abby Cafe Table Options & Adjustment Details 3
Abby Cafe Table Pricing 4
Abby Training (T-Leg) Table Specifications 5
Abby Training Table Options & Adjustment Details 6
Abby Training Table Pricing 7

ABBY CAFÉ TABLES

Abby offers a great option in Cafe and Training tables. With available adjustable height and modern design, Abby makes a perfect addition to any public space.



ORDERING INFORMATION

- | | |
|----------------------------|-------------------------------|
| 1) Series Name | 6) Laminate Selection and No. |
| 2) Model Number | 7) Edge Style Code and Color |
| 3) Size | 8) Optional Items |
| 4) Quantity | |
| 5) Powder Coat Frame Color | |

ABBY CAFÉ BASE SPECIFICATIONS

Abby X-Base

- Table Height** Fixed table height is 29" to 30" depending on table top material or substrate specified.
Optional adjustable height varies depending on adjustment method specified. Pin or Pneumatic adjustment available on X-Base tables.
- Column** 3" square 14 gauge steel tubing welded to base and top plate.
- Base** 1.25", 14 gauge round tubular steel and .1875" flat plate steel. X-Base spreads are 23", 29", or 35"
- Top Plate** 8" x 8" plate welded to column.
- Glides** 2" adjustable black plastic glides.
- Assembly** Top plate is welded to the vertical column and the vertical column is welded to the horizontal base. No tie rod assembly. Base mounts to tabletop with ¼-20 x 1" machine screws into metal inserts in top.

Flip-Top Mechanism

Durable all-steel construction with a spring-loaded release handle and a safety catch to maintain flipped-up position. **All flip-top tables must have casters.**

TABLE TOP SPECIFICATIONS

Table Tops

Table top core is CARB Phase I & Phase II Compliant. Laminate, wood veneer and phenolic backing are glued with water based adhesives.

FINISHES

Laminate/Veneer Selections

ERG offers over 1000 standard laminate choices from Nevamar, Wilsonart, Formica and Pionite. Wood veneer is available in transparent stain colors - custom stain matching available.

Edge Selections:

ERG offers a wide variety of table top edge materials including PVC, wood, aluminum and resin/urethane.

Special Edge Note: When ganging or butting tables together, ERG recommends using 3MM flat edge or flat wood edge. Square tables using PVC **T-MOLD** edge will have a 2" radius on all corners.

Table Base/Legs


Abby tables are available in all standard powder coat colors:

NOTE: Pneumatic / Flip can not be used on same table

OPTIONS AND ADJUSTMENT

- CODE: FLIP-X - Flip Top per X-base (can not be used with height adjustable tables)
- CODE: ULW - Ultra-lightweight table top
- CODE: CAS2 - 2" Mobile Casters
- CODE: GD - Ganging
- CODE: RAD - 3" Radius Corners for 3MM Edge
- CODE: PINLA - Pin Height Adjustment for X-Base
- CODE: PNEUX - Pneumatic Height Adjustment for X-Base
- TABLE ACCESSORIES - Grommets, Wire Management, Power/Data Options, See accessories online under the 'Products' tab

PIN HEIGHT ADJUSTMENT OPTION



PIN HEIGHT ADJUSTMENT
DETAIL



CAFE TABLE WITH OPTIONAL
PIN HEIGHT ADJUSTMENT



NOTE: HEIGHT INCLUDES
1.25" TABLE TOP

PNEUMATIC HEIGHT ADJUSTMENT OPTION



NOTE: HEIGHT INCLUDES
1.25" TABLE TOP



CAFE TABLE WITH OPTIONAL
PNEUMATIC HEIGHT ADJUSTMENT



PNEUMATIC HEIGHT ADJUSTMENT
LEVER DETAIL

MODEL / DESCRIPTION / LIST PRICING

ABBY | X-BASE CAFÉ | ROUND TOP



Model Number	Table Top Size	Shpg. Wght.	Base Spread	LAMINATE TOP ASSORTED EDGES							VENEER TOP	
				GRP 1	GRP 2	GRP 3	GRP 4	GRP 5	GRP 6	GRP 7	GRP 8	GRP 9
AB24D	24" Dia.	32	23"- X	\$819	\$842	\$928	\$983	\$1145	\$1281	\$1443	\$2085	\$2424
AB30D	30" Dia.	43	29"- X	\$854	\$877	\$967	\$1024	\$1192	\$1335	\$1503	\$2171	\$2525
AB36D	36" Dia.	53	35"- X	\$962	\$990	\$1099	\$1168	\$1372	\$1544	\$1748	\$2473	\$2848
AB42D	42" Dia.	72	35"- X	\$1041	\$1074	\$1209	\$1293	\$1545	\$1754	\$2006	\$2726	\$3073

ABBY | X-BASE CAFÉ | SQUARE TOP



Model Number	Table Top Size	Shpg. Wght.	Base Spread	LAMINATE TOP ASSORTED EDGES							VENEER TOP	
				GRP 1	GRP 2	GRP 3	GRP 4	GRP 5	GRP 6	GRP 7	GRP 8	GRP 9
AB24S	24" Sq.	40	23"- X	\$819	\$842	\$928	\$983	\$1145	\$1281	\$1443	\$2085	\$2424
AB2430S	24" x 30"	49	29"- X	\$810	\$830	\$909	\$959	\$1108	\$1233	\$1382	\$2040	\$2397
AB30S	30" Sq.	54	29"- X	\$854	\$877	\$967	\$1024	\$1192	\$1335	\$1503	\$2171	\$2525
AB36S	36" Sq.	67	35"- X	\$972	\$1002	\$1113	\$1184	\$1395	\$1571	\$1782	\$2506	\$2876
AB42S	42" Sq.	90	35"- X	\$987	\$1020	\$1149	\$1230	\$1472	\$1675	\$1917	\$2592	\$2915



CAFE TABLE WITH OPTIONAL FLIP-TOP WITH CASTERS

NOTE: Flip-top can only be ordered with casters.

OPTIONS

Add upcharge to list price and code to model number

FLIP-X	Flip-Top per X-base (up to 42" top maximum)	\$133	
ULW	Ultra-lightweight table top	\$201	
CAS2	2" Mobile Casters - Black	\$23	ea.
GD	Ganging per table	\$101	

RAD	3" Radius Corners for 3MM Edge	\$212	per table
PINLA	Pin Height Adjust (X-Base)	\$159	
PNEUX	Pneumatic Height Adjust (X-Base, Max 36D/36S)	\$610	

ABBY TRAINING TABLES

Abby offers a great option in Cafe and Training tables. With available adjustable height and modern design, Abby makes a perfect addition to any public space.



TRAINING TABLE WITH OPTIONAL
FLIP-TOP AND CASTERS

ORDERING INFORMATION

- | | |
|----------------------------|-------------------------------|
| 1) Series Name | 6) Laminate Selection and No. |
| 2) Model Number | 7) Edge Style Code and Color |
| 3) Size | 8) Optional Items |
| 4) Quantity | |
| 5) Powder Coat Frame Color | |

ABBY CAFÉ BASE SPECIFICATIONS

Abby T-Leg

- Table Height** Table height is 29" to 30" depending on table top material or substrate specified.
Optional adjustable height varies depending on adjustment method specified. Pin, Crank and Electronic adjustment available on T-Leg tables.
- Column** 3" square 14 gauge steel tubing welded to base and top plate.
- Base** Fully welded steel legs with modern design. T-Leg base spreads are 23" and 29".
- Top Plate** 8" x 8" plate welded to column.
- Glides** 2" adjustable black plastic glides.
- Assembly** Top plate is welded to the vertical column and the vertical column is welded to the horizontal base. No tie rod assembly. Base mounts to tabletop with ¼-20 x 1" machine screws into metal inserts in top.

Flip-Top Mechanism

Durable all-steel construction with a spring-loaded release handle and a safety catch to maintain flipped-up position. **All flip-top tables must have casters.**

TABLE TOP SPECIFICATIONS

Table Tops

Table top core is CARB Phase I & Phase II Compliant. Laminate, wood veneer and phenolic backing are glued with water based adhesives.

FINISHES

Laminate/Veneer Selections

ERG offers over 1000 standard laminate choices from Nevamar, Wilsonart, Formica and Pionite. Wood veneer is available in transparent stain colors - custom stain matching available.

Edge Selections:

ERG offers a wide variety of table top edge materials including PVC, wood, aluminum and resin/urethane.

Special Edge Note: When ganging or butting tables together, ERG recommends using 3MM flat edge or flat wood edge. Square tables using PVC **T-MOLD** edge will have a 2" radius on all corners.

Table Base/Legs

Abby tables are available in all standard powder coat colors.

OPTIONS AND ADJUSTMENT

- CODE: FLIP-T - Flip Top for two T-Legs
- CODE: ULW - Ultra-lightweight table top
- CODE: CAS2 - 2" Mobile Casters
- CODE: DCL - C-Legs instead of T-Legs
(Adjustable height options not available on C-Legs)
- CODE: GD - Ganging
- CODE: RAD - 3" Radius Corners for 3MM Edge
- CODE: ASB - Anti-Sag Bar for Tables Under 72"
- CODE: PINLT - Pin Height Adjustment for T-Legs
- CODE: HCA - Hand Crank Height Adjustment for T-Legs
- CODE: EPLA - Electric Height Adjustment for T-Legs
- TABLE ACCESSORIES - Grommets, Wire Management, Power/Data Options, see accessories online under the 'Products' tab

HAND CRANK HEIGHT ADJUSTMENT OPTION



TRAINING TABLE WITH OPTIONAL
HAND CRANK HEIGHT ADJUSTMENT

NOTE: HEIGHT INCLUDES
1.25" TABLE TOP

ELECTRIC HEIGHT ADJUSTMENT OPTION



NOTE: HEIGHT INCLUDES
1.25" TABLE TOP

TRAINING TABLE WITH OPTIONAL
ELECTRIC HEIGHT ADJUSTMENT
AND SNAP ON WIRE MANAGEMENT



ELECTRIC UP / DOWN
CONTROL DETAIL

MODEL / DESCRIPTION / LIST PRICING

ABBY | T-LEGS | RECTANGLE TOP

	Model Number	Table Top Size	Shpg. Wght.	Base Spread	LAMINATE TOP ASSORTED EDGES							VENEER TOP	
					GRP 1	GRP 2	GRP 3	GRP 4	GRP 5	GRP 6	GRP 7	GRP 8	GRP 9
RECTANGLE	AB2448	24 X 48	70	23"- T	\$1128	\$1188	\$1292	\$1358	\$1552	\$1716	\$1912	\$2869	\$3393
	AB2460	24 X 60	79	23"- T	\$1180	\$1246	\$1365	\$1440	\$1663	\$1849	\$2072	\$3039	\$3554
	AB2472	24 X 72	88	23"- T	\$1247	\$1319	\$1454	\$1539	\$1794	\$2008	\$2263	\$3243	\$3753
	AB2484	24 X 84	97	23"- T	\$1406	\$1486	\$1639	\$1735	\$2021	\$2261	\$2548	\$3653	\$4229
	AB3048	30 X 48	79	29"- T	\$1198	\$1263	\$1382	\$1455	\$1676	\$1861	\$2082	\$3072	\$3605
	AB3060	30 X 60	90	29"- T	\$1266	\$1339	\$1476	\$1561	\$1821	\$2035	\$2293	\$3291	\$3810
	AB3072	30 X 72	102	29"- T	\$1329	\$1408	\$1561	\$1658	\$1947	\$2186	\$2474	\$3487	\$4003
	AB3084	30 X 84	113	29"- T	\$1536	\$1629	\$1813	\$1930	\$2276	\$2565	\$2913	\$4054	\$4623

NOTE: Flip-top can only be ordered with casters.

OPTIONS

Add upcharge to list price and code to model number

FLIP-T	Flip-Top for two T-legs	\$379	
ASB	Anti-Sag Bar for tables under 72"	\$85	
ULW	Ultra-lightweight table top	\$201	
CAS2	2" Mobile Casters - Black	\$23	ea.
DCL	C-Legs instead of T-Legs	\$64	per table

GD	Ganging per table	\$101	
RAD	3" Radius Corners for 3MM Edge	\$212	per table
PINLT	Pin Height Adjust (T-Legs)	\$276	
HCA	Hand Crank Height Adjust (T-Legs)	\$525	
EPLA	Electric Height Adjust (T-Legs)	\$1055	



ARCHER TABLE OF CONTENTS

Archer Cafe.....	2
Archer Training.....	4



ORDERING INFORMATION

- | | |
|----------------------------|-------------------------------|
| 1) Series Name | 6) Laminate Selection and No. |
| 2) Model Number | 7) Edge Style Code and Color |
| 3) Size | 8) Wood Species |
| 4) Quantity | 9) Wood Stain Color |
| 5) Powder Coat Frame Color | 10) Optional Items |

ARCHER CAFÉ BASE SPECIFICATIONS

Archer X Base

Table Height	Table height is 29" to 30" depending on table top specified. Bar Height table is 42".
Column	2" or 2.5" square 14 gauge steel tubing.
Base	1" x 2" 14 gauge steel arched rectangular tubing – 22", 26", 32" or 38" spreads with metal welded end caps.
Top Plate	10" x 10" square • 12" X 12" square 14" X 14" square • 24" x 24" square
Glides	Black pivoting glides.
Assembly	Top plate is welded to the vertical column and the vertical column is welded to the horizontal base. No tie rod assembly. Base mounts to tabletop with ¼-20 x 1" machine screws into metal inserts in top.
Finish	Choice of standard powder coat colors – See "Color Selections" brochure.

Flip-Top Mechanism

Durable all-steel construction with a spring-loaded release handle and a safety catch to maintain flipped-up position.

TABLE TOP SPECIFICATIONS

Table Tops

Table top core is CARB Phase I & Phase II Compliant. Laminate, wood veneer and phenolic backing are glued with water based adhesives.

FINISHES

Laminate/Veneer Selections

ERG offers over 1000 standard laminate choices from Nevamar, Wilsonart, Formica and Pionite. Wood veneer is available in transparent stain colors - custom stain matching available.

Edge Selections:

ERG offers a wide variety of table top edge materials including PVC, wood, aluminum and resin/urethane. Special Edge Note: When ganging or butting tables together, ERG recommends using 3MM flat edge, or flat wood edge. Square tables using PVC **T-MOLD** edge will have a 2" radius on all corners.

OPTIONS

- CODE: FLIP-T - Flip Top for two T-legs
- CODE: FLIP-X - Flip Top per X-base
- CODE: FOLD - Lightweight Folding Leg Mechanism per table
- CODE: ASB - Anti-Sag Bar for tables under 72"
- CODE: STH - Special Table Height (other than 29")
- CODE: ULW - Ultra-lightweight table top
- CODE: CAS3 - 3" Mobile Casters
- CODE: GD - Ganging
- TABLE ACCESSORIES - Grommets, Wire Management, Power/Data Options, see accessories online under the 'Products' tab
- MODESTY PANEL - Two versions, removable and folding, are available, see accessories online under the 'Products' tab
- CODE: RAD - 3" Radius Corners for 3MM Edge
- CODE: FTBH - Flip top support bar for rectangular bar height tables. (Maximum table top size 30x72)



Note: When ordering modesty panel, table and panel must have 3MM edge.

MODEL / DESCRIPTION / LIST PRICING

ARCHER | CAFÉ | ROUND

● ROUND	Model Number	Table Top Size	Shpg. Wght.	Base Spread	LAMINATE TOP ASSORTED EDGES							VENEER TOP	
					GRP 1	GRP 2	GRP 3	GRP 4	GRP 5	GRP 6	GRP 7	GRP 8	GRP 9
					AH24D	24" Dia.	32	22"- X	\$716	\$728	\$813	\$885	\$1030
AH30D	30" Dia.	43	26"- X	\$788	\$805	\$917	\$1013	\$1205	\$1365	\$1559	\$2106	\$2364	
AH36D	36" Dia.	53	32"- X	\$965	\$985	\$1119	\$1237	\$1470	\$1664	\$1896	\$2574	\$2894	
AH42D	42" Dia.	72	32"- X	\$1117	\$1142	\$1319	\$1470	\$1775	\$2025	\$2330	\$3045	\$3352	
AH48D	48" Dia.	86	38"- X	\$1224	\$1255	\$1468	\$1651	\$2019	\$2324	\$2692	\$3402	\$3673	
AH54D	54" Dia.	103	38"- X	\$1421	\$1455	\$1700	\$1908	\$2324	\$2671	\$3088	\$3934	\$4266	
AH60D	60" Dia.	123	38"- X	\$1532	\$1570	\$1850	\$2093	\$2574	\$2976	\$3457	\$4298	\$4595	

ARCHER | CAFÉ | SQUARE

■ SQUARE	Model Number	Table Top Size	Shpg. Wght.	Base Spread	LAMINATE TOP ASSORTED EDGES							VENEER TOP	
					GRP 1	GRP 2	GRP 3	GRP 4	GRP 5	GRP 6	GRP 7	GRP 8	GRP 9
					AH24S	24" Sq.	40	22"- X	\$692	\$714	\$797	\$847	\$1004
AH30S	30" Sq.	54	26"- X	\$793	\$810	\$923	\$1017	\$1211	\$1371	\$1563	\$2120	\$2379	
AH36S	36" Sq.	67	32"- X	\$979	\$996	\$1138	\$1257	\$1497	\$1696	\$1936	\$2613	\$2930	
AH42S	42" Sq.	90	38"- X	\$1083	\$1109	\$1284	\$1436	\$1740	\$1993	\$2295	\$2969	\$3248	
AH48S	48" Sq.	107	38"- X	\$1159	\$1190	\$1392	\$1568	\$1917	\$2209	\$2559	\$3227	\$3483	

ARCHER | CAFÉ | RECTANGLE

■ RECTANGLE	Model Number	Table Top Size	Shpg. Wght.	Base Spread	LAMINATE TOP ASSORTED EDGES							VENEER TOP	
					GRP 1	GRP 2	GRP 3	GRP 4	GRP 5	GRP 6	GRP 7	GRP 8	GRP 9
					AH2430S	24x30	49	22"- X	\$767	\$782	\$884	\$972	\$1150
AH2448	24x48	70	2-22"- T	\$898	\$917	\$1049	\$1162	\$1388	\$1579	\$1805	\$2414	\$2692	
AH2460	24x60	79	2-22"- T	\$942	\$962	\$1111	\$1238	\$1491	\$1704	\$1958	\$2563	\$2827	
AH3048	30x48	84	2-22"- T	\$948	\$968	\$1118	\$1245	\$1504	\$1717	\$1974	\$2580	\$2842	
AH3060	30x60	90	2-22"- T	\$1002	\$1026	\$1193	\$1340	\$1629	\$1869	\$2159	\$2763	\$3005	

ARCHER | CAFÉ | BAR HEIGHT

● ROUND	Model Number	Table Top Size	Shpg. Wght.	Base Spread	LAMINATE TOP ASSORTED EDGES							VENEER TOP	
					GRP 1	GRP 2	GRP 3	GRP 4	GRP 5	GRP 6	GRP 7	GRP 8	GRP 9
					AHH24D	24" Dia.	40	22"- X	\$900	\$912	\$996	\$1071	\$1215
AHH30D	30" Dia.	53	26"- X	\$973	\$989	\$1101	\$1199	\$1388	\$1550	\$1742	\$2514	\$2914	
AHH36D	36" Dia.	63	32"- X	\$1139	\$1158	\$1293	\$1410	\$1643	\$1838	\$2070	\$2955	\$3409	
AHH36S	36" Sq.	67	32"- X	\$1209	\$1227	\$1369	\$1488	\$1729	\$1927	\$2167	\$3121	\$3615	

■
SQUARE

Note: FTBH option is required with STH option when ordering rectangle flip-top tables over 29" table height.

OPTIONS

Add upcharge to list price and code to model number

FLIP-T	Flip-Top for two T-legs	\$379	
FLIP-X	Flip-Top per X-base (up to 42" top maximum)	\$133	
FOLD	Lightweight Folding Leg Mechanism per table	\$316	
ASB	Anti-Sag Bar for tables under 72"	\$85	
STH	Special Table Height (other than 29")	\$159	per base


ULW	Ultra-lightweight table top	\$201	
CAS3	3" Mobile Casters (2 Casters per T-leg)	\$27	ea.
GD	Ganging per table	\$101	
RAD	3" Radius Corners for 3MM Edge	\$212	per table
FTBH	All T-base bar height tables with flip top	\$318	



NESTED FLIP-TOP TABLES



TRAINING TABLE WITH
CASTERS AND POWER OPTION



LEG DETAIL

ORDERING INFORMATION

- | | |
|----------------------------|-------------------------------|
| 1) Series Name | 6) Laminate Selection and No. |
| 2) Model Number | 7) Edge Style Code and Color |
| 3) Size | 8) Wood Species |
| 4) Quantity | 9) Wood Stain Color |
| 5) Powder Coat Frame Color | 10) Optional Items |

ARCHER TRAINING BASE SPECIFICATIONS

Archer T Base

- Table Height** Table height is 29" to 30" depending on table top specified.
- Column** 2" or 2.5" square 14 gauge steel tubing.
- Base** 1" x 2" 14 gauge steel arched rectangular tubing – 16" 22", 26" spreads with metal welded end caps.
- Plate** 8" x 8" square 12 gauge stamped steel
2" x 4" 12 gauge stamped steel (Flip-Top or Folding).
- Glides** Black adjustable self-leveling swivel glides.
- Assembly** Top plate is welded to the vertical column and the vertical column is welded to the horizontal base plate. No tie rod assembly. Base mounts to tabletop with ¼-20 x 1" machine screws into metal inserts in top. Stretcher steel bars are used on tops 72" and longer.
- Finish** Choice of standard powder coat colors – See "Color Selections" brochure.

Flip-Top Mechanism

Aluminum die-cast top plate and aluminum housing with single handle cable release.

Folding Mechanism

Nylon injection molded housing, cast aluminum pivot and metal locking slider. Rigid, taper locking design is activated by single lever that also locks in folded position.

TABLE TOP SPECIFICATIONS

Table Tops

Table top core is CARB Phase I & Phase II Compliant. Laminate, wood veneer and phenolic backing are glued with water based adhesives.

Ultra-Lightweight Table Tops

Ultra-lightweight tables have an exceptionally strong manufactured MDF top made from 100% recovered and recycled wood fiber with at least 25% post-industrial recycled fiber; the balance consisting of recovered waste fiber. Ultra-light tables are 18% lighter than standard tables.

FINISHES

Laminate/Veneer Selections

ERG offers over 1000 standard laminate choices from Nevamar, Wilsonart, Formica and Pionite. Wood veneer is available in transparent stain colors - custom stain matching available.

Edge Selections:

ERG offers a wide variety of table top edge materials including PVC, wood, aluminum and resin/urethane.
Special Edge Note: When ganging or butting tables together, ERG recommends using 3MM flat edge, or flat wood edge. Square tables using PVC **T-MOLD** edge will have a 2" radius on all corners.

OPTIONS

- CODE: FLIP-T - Flip Top for two T-legs
- CODE: FOLD - Lightweight Folding Leg Mechanism per table
- CODE: ASB - Anti-Sag Bar for tables under 72"
- CODE: STH - Special Table Height (other than 29")
- CODE: ULW - Ultra-lightweight table top
- CODE: CAS3 - 3" Mobile Casters
- CODE: GD - Ganging
- TABLE ACCESSORIES - Grommets, Wire Management, Power/Data Options, see accessories online under the 'Products' tab
- MODESTY PANEL - Two versions, removable and folding, are available, see accessories online under the 'Products' tab
- CODE: RAD - 3" Radius Corners for 3MM Edge
- CODE: FTBH - Flip top support bar for rectangular bar height tables (Maximum table top size 30x72)

Note: When ordering modesty panel, table and panel must have 3MM edge.



GLIDE
DETAIL



CASTER
DETAIL



FLIP-TOP
DETAIL

MODEL / DESCRIPTION / LIST PRICING

ARCHER | RECTANGLE



Model Number	Table Top Size	Shpg. Wght.	Base Spread	LAMINATE TOP ASSORTED EDGES							VENEER TOP	
				GRP 1	GRP 2	GRP 3	GRP 4	GRP 5	GRP 6	GRP 7	GRP 8	GRP 9
AH1836	18 X 36	54	2-16"- T	\$792	\$806	\$901	\$983	\$1146	\$1283	\$1446	\$2060	\$2372
AH1848	18 X 48	61	2-16"- T	\$828	\$843	\$951	\$1043	\$1227	\$1383	\$1567	\$2176	\$2480
AH1860	18 X 60	68	2-16"- T	\$863	\$880	\$1002	\$1105	\$1309	\$1481	\$1686	\$2296	\$2587
AH1872	18 X 72	75	2-16"- T	\$1014	\$1031	\$1166	\$1280	\$1506	\$1696	\$1924	\$2669	\$3038
AH1884	18 X 84	81	2-16"- T	\$1073	\$1093	\$1247	\$1379	\$1641	\$1860	\$2122	\$2865	\$3213
AH1896	18 X 96	88	2-16"- T	\$1136	\$1159	\$1325	\$1467	\$1750	\$1988	\$2271	\$3049	\$3406
AH2436	24 X 36	61	2-22"- T	\$853	\$870	\$986	\$1086	\$1285	\$1452	\$1653	\$2263	\$2555
AH2448	24 X 48	70	2-22"- T	\$898	\$917	\$1049	\$1162	\$1388	\$1579	\$1805	\$2414	\$2692
AH2460	24 X 60	79	2-22"- T	\$942	\$962	\$1111	\$1238	\$1491	\$1704	\$1958	\$2563	\$2827
AH2472	24 X 72	88	2-22"- T	\$1104	\$1125	\$1289	\$1431	\$1710	\$1944	\$2225	\$2967	\$3305
AH2484	24 X 84	97	2-22"- T	\$1170	\$1199	\$1384	\$1545	\$1867	\$2135	\$2456	\$3195	\$3510
AH2496	24 X 96	106	2-22"- T	\$1243	\$1272	\$1476	\$1650	\$1998	\$2288	\$2634	\$3409	\$3732
AH3036	30 X 36	68	2-22"- T	\$893	\$911	\$1043	\$1154	\$1379	\$1567	\$1791	\$2398	\$2679
AH3048	30 X 48	79	2-22"- T	\$948	\$968	\$1118	\$1245	\$1504	\$1717	\$1974	\$2580	\$2842
AH3060	30 X 60	90	2-22"- T	\$1002	\$1026	\$1193	\$1340	\$1629	\$1869	\$2159	\$2763	\$3005
AH3072	30 X 72	102	2-22"- T	\$1171	\$1199	\$1385	\$1546	\$1868	\$2136	\$2457	\$3199	\$3512
AH3084	30 X 84	113	2-22"- T	\$1250	\$1280	\$1494	\$1678	\$2044	\$2352	\$2722	\$3457	\$3746
AH3096	30 X 96	124	2-22"- T	\$1331	\$1364	\$1597	\$1799	\$2198	\$2532	\$2933	\$3703	\$3995
AH3648	36 X 48	88	2-26"- T	\$1009	\$1034	\$1204	\$1351	\$1644	\$1890	\$2184	\$2786	\$3027
AH3660	36 X 60	102	2-26"- T	\$1073	\$1100	\$1293	\$1458	\$1791	\$2067	\$2398	\$3000	\$3219
AH3672	36 X 72	115	2-26"- T	\$1252	\$1282	\$1498	\$1682	\$2052	\$2360	\$2729	\$3466	\$3756
AH3684	36 X 84	129	2-26"- T	\$1339	\$1372	\$1618	\$1831	\$2251	\$2602	\$3024	\$3758	\$4016
AH3696	36 X 96	142	2-26"- T	\$1431	\$1468	\$1737	\$1966	\$2426	\$2809	\$3270	\$4034	\$4295

ARCHER | SECTIONAL | HALF ROUND



Model Number	Table Top Size	Shpg. Wght.	Base Spread	LAMINATE TOP ASSORTED EDGES							VENEER TOP	
				GRP 1	GRP 2	GRP 3	GRP 4	GRP 5	GRP 6	GRP 7	GRP 8	GRP 9
AHHR2448	24 X 48	70	2-16"- T	\$1192	\$1225	\$1463	\$1662	\$2066	\$2401	\$2806	\$3403	\$3581
AHHR3060	30 X 60	90	2-22"- T	\$1286	\$1325	\$1594	\$1825	\$2286	\$2669	\$3129	\$3721	\$3869
AHHR3672	36 X 72	115	2-26"- T	\$1529	\$1572	\$1885	\$2155	\$2690	\$3136	\$3672	\$4397	\$4593

Note: FTBH option is required with STH option when ordering rectangle flip-top tables over 29" table height.

OPTIONS

Add upcharge to list price and code to model number

FLIP-T	Flip-Top for two T-legs	\$379	
FOLD	Lightweight Folding Leg Mechanism per table	\$316	
ASB	Anti-Sag Bar for tables under 72"	\$85	
STH	Special Table Height (other than 29")	\$159	per leg
ULW	Ultra-lightweight table top	\$201	

CAS3	3" Mobile Casters (2 Casters per T-leg)	\$27	ea.
GD	Ganging per table	\$101	
RAD	3" Radius Corners for 3MM Edge	\$212	per table
FTBH	All T-base bar height tables with flip top	\$318	

ARISTO SERIES

**ARISTO SERIES
SPECIFICATIONS**

The Aristo Series features a laminate frame and back. Seats and backs can be upholstered with your choice of fabric over high density foam.



ARISTO BANQUETTE WITH TWO FABRIC OPTION AND RECESSED FRONT

ORDERING INFORMATION

- | | |
|--------------------------|-----------------------|
| 1) Series Name | 5) Laminate Selection |
| 2) Model Number | 6) Plinth Base Finish |
| 3) Quantity | 7) Optional Items |
| 4) Fabric Grade & Number | |

ARISTO BANQUETTE SPECIFICATIONS

Upholstery

Seat and back are covered in choice of fabric, vinyl, crypton, leather or COM. ERG uses only water based glues and adhesives in our upholstery process.

Frame Construction

The Aristo frame is made of laminate. All foam is fully bonded to frame. Seat cushions are 5" graded high resiliency (H.R.) block foam with back 2" (H.R.) foam, covered entirely with special bonded polyester fiber to protect final upholstery.

Plinth Base

The standard recessed front base is available in a choice of laminate or unfinished so that you can add your own cove base or carpet.

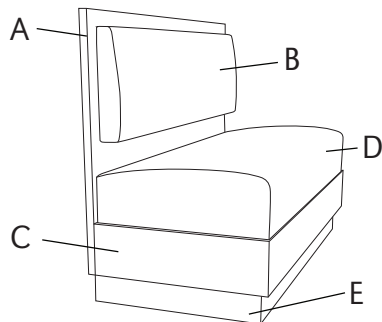
Anchoring

Aristo dining benches are easy to anchor to the floor. Floor mount instructions can be provided by customer service. Hardware for anchoring bench to the floor is not included.

Note:

Please allow extra fabric for repeat design.

SOFT SEATING	WEIGHT LIMIT
1 Seat	500 lbs.
2 Seat	1000 lbs.
3 Seat	1500 lbs.



- A - Frame Back Panel - Choice of Laminate
- B - Seat Back - Choice of fabrics
- C - Frame Seat - Choice of Laminate
- D - Seat - Choice of fabrics
- E - Recessed Base - Specify unfinished or laminate

COLORS / FINISHES

Seat and Back

Seat and back are covered in choice of fabric, vinyl, crypton, leather

Laminate Selections

ERG offers over 1000 standard laminate choices from Nevamar, Wilsonart, Formica and Pionite.

OPTIONS

- CODE: FR - CAL 133 (TB 133) Fire Retardant
- CODE: MB -Moisture Barrier (up to 60" overall width)
- CODE: MB60 -Moisture Barrier (over 60" overall width)
- CODE: MBB -Moisture Barrier (up to 60" overall width Back-to-Back)
- CODE: MBB60 -Moisture Barrier (over 60" overall width Back-to-Back)
- CODE: 2FO - Two Fabric Option
- CODE: CO - Clean Out
- CODE: PIP - Piping on edge of upholstery section, back or bench
- CODE: UFB - Unfinished Plinth Base
- CODE: RB1 - Recessed Plinth Base (1 Side only)
- CODE: RB2 - Recessed Plinth Base (2 Sides)



STANDARD BANQUETTE COMES WITH A FLUSH PLINTH BASE ON SIDES FOR GANGING, AND RECESSED FRONT.



OPTIONAL RECESSED PLINTH BASE AVAILABLE, ON ONE OR TWO SIDES.

DIMENSIONS	Straight Banquette	Back to Back Banquette
Seat Depth:	20"	20"
Seat Height:	18"	18"
Overall Depth:	24"	47"
Overall Width:	48", 60", 72"	48", 60", 72"
Overall Height:	34"	34"
Qty./Wt.:	1 ea./150 lbs.	1 ea./300 lbs.



ARISTO BACK TO BACK
BANQUETTE

MODEL / DESCRIPTION / LIST PRICING



4850 48" Banquette COM Yardage: Total: 4.5 Yds. / Back: 2 Yds. / Seat: 2.5 Yds.

COM	GR1	GR2	GR3	GR4	GR5	GR6	GR7	GR8	GR9	GR10	LEA
\$4278	\$4576	\$4760	\$4950	\$5148	\$5354	\$5567	\$5791	\$6022	\$6263	\$6514	\$7699

4852 60" Banquette COM Yardage: Total: 5.75 Yds. / Back: 2.75 Yds. / Seat: 3 Yds.

COM	GR1	GR2	GR3	GR4	GR5	GR6	GR7	GR8	GR9	GR10	LEA
\$6315	\$6757	\$7028	\$7309	\$7601	\$7905	\$8221	\$8551	\$8892	\$9247	\$9618	\$11367

4854 72" Banquette COM Yardage: Total: 6.5 Yds. / Back: 3 Yds. / Seat: 3.5 Yds.

COM	GR1	GR2	GR3	GR4	GR5	GR6	GR7	GR8	GR9	GR10	LEA
\$8554	\$9154	\$9519	\$9900	\$10296	\$10708	\$11136	\$11581	\$12045	\$12527	\$13027	\$15397



4856 48" Back-to-Back Banquette COM Yardage: Total: 9 Yds. / Back: 4 Yds. / Seat: 5 Yds.

COM	GR1	GR2	GR3	GR4	GR5	GR6	GR7	GR8	GR9	GR10	LEA
\$8126	\$8694	\$9042	\$9404	\$9780	\$10172	\$10579	\$11001	\$11442	\$11899	\$12375	\$14627

4858 60" Back-to-Back Banquette COM Yardage: Total: 11.5 Yds. / Back: 5.5 Yds. / Seat: 6 Yds.

COM	GR1	GR2	GR3	GR4	GR5	GR6	GR7	GR8	GR9	GR10	LEA
\$11998	\$12838	\$13353	\$13886	\$14442	\$15019	\$15620	\$16245	\$16894	\$17571	\$18273	\$21597

4860 72" Back-to-Back Banquette COM Yardage: Total: 13 Yds. / Back: 6 Yds. / Seat: 7 Yds.

COM	GR1	GR2	GR3	GR4	GR5	GR6	GR7	GR8	GR9	GR10	LEA
\$16254	\$17392	\$18087	\$18811	\$19564	\$20347	\$21160	\$22006	\$22887	\$23802	\$24754	\$29257

OPTIONS

Add upcharge to list price and code to model number

FR	CAL 133 (TB 133) Fire Retardant per yard	\$95	/ yd
MB	Moisture Barrier - up to 60" width	\$133	ea.
MB60	Moisture Barrier - over 60" width	\$212	ea.
MBB	Moisture Barrier - up to 60" width Back-to-Back	\$265	ea.
MBB60	Moisture Barrier - over 60" width Back-to-Back	\$424	ea.
2FO	Two Fabric Option	\$104	

CO	Clean Out - up to 60" width	\$265	
CO	Clean Out - over 60" width	\$371	
PIP	Piping horizontally & vertically - per bench or back	\$64	
UFB	Unfinished Plinth Base	Deduct \$80	
RB1	Recessed Base, 1 side	\$117	
RB2	Recessed Base, 2 sides	\$233	



ASHTON TABLE OF CONTENTS

Ashton Lounge	2
Ashton Bench	5

ASHTON LOUNGE

With Ashton Lounge, creating lobby and lounge settings is easy with modular pieces that can form into many different configurations, and fit into any room size. Spectacular results have been obtained when designers use optional contrasting fabrics for backs and seats. The clean lines and sturdy styling of Ashton make it ideal for any application.



ASHTON SINGLE SEAT LOUNGE
WITH UPHOLSTERED ARMS

ORDERING INFORMATION

To Order Please Specify:

- 1) Series Name
- 2) Model Number
- 3) Quantity
- 4) Stain Color for Arm Caps
- 5) Frame Color
- 6) Fabric Grade & Number
- 7) Optional Items

ASHTON GENERAL SPECIFICATIONS

Upholstery

Seat and back are covered in choice of fabric, vinyl, crypton, leather or COM. ERG uses only water based glues and adhesives in our upholstery process. . Contrasting fabrics are available.

Frame Construction

Frame assembly is constructed of multi-ply hardwood, with tongue and groove construction. All foam is fully bonded to frame. Seat cushions are 5" graded high resiliency (H.R.) block foam, covered entirely with special bonded polyester fiber to protect final upholstery. No sag-springs are installed in seat & back along with interlocking helicoil springs to prevent sagging and provide additional lower back and seat support. Each modular unit consists of two individual components bolted together.

Metal Legs

Ashton metal legs are 1.5" diameter, 14 gauge steel tubing welded to a top flange. Each leg has a factory installed black nylon glide.

Arm Choices

Ashton Lounge is available with 3 styles of arms: metal, round or square upholstered. See Ashton arm pricing page for more details.

Arm Caps

Metal arms are available with black polyurethane or wood arm caps. Maple wood arm caps can be finished in choice of standard transparent wood stain colors. All stains, sealers and lacquers used by ERG are water based and 100% environmentally friendly.

SOFT SEATING	WEIGHT LIMIT
1 Seat	500 lbs.
2 Seat	1000 lbs.
3 Seat	1500 lbs.

COLORS / FINISHES

Metal Leg Finish Colors:

Standard powder coat colors.

Fixed Post Finish Colors:

Standard powder coat colors.

Metal Handle Grip Colors:

Powder coat or polished chrome.

Wood Armcaps:

All standard wood stain colors.


OPTIONS

- CODE: FR - CAL 133 (TB 133) Fire Retardant
- CODE: MB - Moisture Barrier
- CODE: 2FO - Two Fabric Upholstery Option
- CODE: GD - Ganging Device (Necessary when ganging two or more modules together). Please submit drawing layout where ganging should be installed
- CODE: CAS3 - 3" Mobile Casters
- CODE: AHG - Metal Hand Grip (Powder Coat or Polished Chrome)
- CODE: TABF(-) - Fixed Post Tablet (Powder Coat Only)
(laminat shape A, B or C, armless)
- CODE: TAB(-) - Non-Removable Swivel Tablet (laminat shape A, B or C
specify left or right arm)
- CODE: TABR1(-) - Removable Swivel Tablet (laminat shape A, B or C
specify left or right arm)
- CODE: TABR2(-) - Removable Swivel Tablet (laminat shape A, B or C with
opening for tablet on both arms)
- CODE: SST - Solid Surface Tablet Arm (add to Tablet option)
- CODE: LAM5 - Non-standard laminate for 5 or less tablets
see options for upcharge
- CODE: SS5 - Non-standard Solid Surface top for 5 or less tablets

Note: Factory installed power/data available, See accessories online under the 'Products' tab



FIXED POST TABLET



METAL HAND GRIP



ELECTRICAL/DATA

DIMENSIONS	Single Seat	Two Seat	Three Seat
Seat Width:	22"	44"	66"
Seat Depth:	20"	20"	20"
Seat Height:	17.5"	17.5"	17.5"
Back Height:	33"	33"	33"
Overall Width:	22"	44"	66"
Overall Depth:	28"	28"	28"
Qty./Wt.:	1 ea./50 lbs.	1 ea./110 lbs.	1 ea./135 lbs.



TWO SEAT LOUNGE



SINGLE SEAT LOUNGE WITH CASTERS AND HAND GRIP

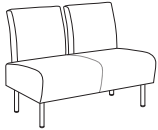
MODEL / DESCRIPTION / LIST PRICING



606 Single Seat Lounge

COM Yardage: 3 Yds. / Back: 1.5 Yds. / Seat: 1.5 Yds.

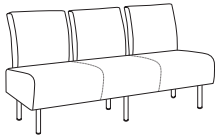
COM	GR1	GR2	GR3	GR4	GR5	GR6	GR7	GR8	GR9	GR10	LEA
\$1308	\$1399	\$1455	\$1514	\$1573	\$1637	\$1703	\$1770	\$1841	\$1915	\$1991	\$2353



608 Two Seat Lounge

COM Yardage: 6 Yds. / Back: 3 Yds. / Seat: 3 Yds.

COM	GR1	GR2	GR3	GR4	GR5	GR6	GR7	GR8	GR9	GR10	LEA
\$2258	\$2417	\$2514	\$2614	\$2718	\$2826	\$2939	\$3057	\$3180	\$3307	\$3440	\$4065



610 Three Seat Lounge

COM Yardage: 9 Yds. / Back: 4.5 Yds. / Seat: 4.5 Yds.

COM	GR1	GR2	GR3	GR4	GR5	GR6	GR7	GR8	GR9	GR10	LEA
\$2910	\$3113	\$3237	\$3367	\$3502	\$3642	\$3787	\$3939	\$4096	\$4260	\$4431	\$5237

TABLET SHAPES

Three Tablet Shapes::

Choose from the three shapes shown and specify; A, B or C and left or right (outside tablet) when ordering.

Example: TABF-(A) Left - this would be a fixed shape A tablet on the left side (when seated).

Laminate Top:

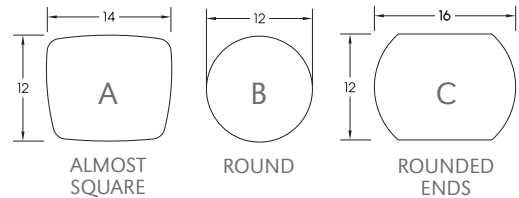
Tablet orders of 5 or less have 4 standard laminate colors:

- Wilsonart Black 1595-60
- Wilsonart Montana Walnut 7110K-78
- Formica Brite White 459-58
- Nevamar Silver Alu Metalx MXT003

Solid Surface Top:

Tablet orders of 5 or less have 4 standard Corian colors:

- Bone
- Bronzite
- Glacier White
- Silver Grey



OPTIONS

Add upcharge to list price and code to model number

FR	CAL 133 (TB 133) Fire Retardant per yard	\$95	/yd.
MB	Moisture Barrier - per seat	\$133	
2FO	Two fabric option	\$104	
GD	Ganging Device - pair	\$55	
AHG	Metal Hand Grip - per seat (Powder Coat or Polished Chrome)	\$159	
CAS3	3" Mobile Casters	\$27	ea.
TABF(-)	Fixed Post Tablet (specify A, B or C, left or right side)	\$392	

TAB(-)	Swivel Tablet (specify A, B or C, left or right arm)	\$419	
TABR1(-)	Removable Tablet (specify A, B or C, left or right arm)	\$498	
TABR2(-)	Removable Tablet (specify A, B or C both arm openings)	\$604	
SST	Solid Surface Tablet Arm - add to tablet option	\$133	
LAM5	Non-standard laminate (5 tablets or less)	\$265	ea. tablet
SS5	Non-standard Solid Surface (5 tablets or less)	Call For Quote	

DIMENSIONS	Single Seat
Seat Width:	22"
Seat Depth:	20"
Seat Height:	17.5"
Arm Height:	25.5"
Back Height:	33"
Overall Width:	27"
Overall Depth:	28"
Qty./Wt.:	1 ea./65 lbs.



METAL OUTSIDE ARMS

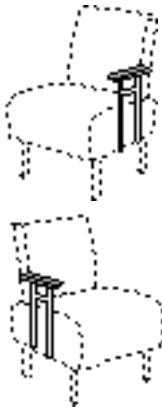


UPHOLSTERED ARMS



NOTE: Left or Right Arm is determined when seated on product. Arms are factory installed.

MODEL / DESCRIPTION / LIST PRICING



Left
Outside Arm
Poly or Maple
Wood

Right
Outside Arm
Poly or Maple
Wood

603L-POLY Ashton Left Outside Arm - with Polyurethane Arm Cap

603R-POLY Ashton Right Outside Arm - with Polyurethane Arm Cap

605L-WOOD Ashton Left Outside Arm - with Maple Wood Arm Cap

605R-WOOD Ashton Right Outside Arm - with Maple Wood Arm Cap

Polyurethane Arm Cap - Right or Left
\$466 per arm

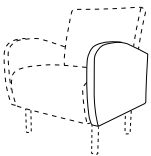
Maple Wood Arm Cap - Right or Left
\$526 per arm



DETAIL POLYURETHANE ARM CAP

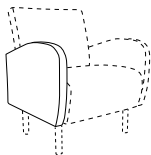


MAPLE WOOD ARM CAP




Left
Outside Arm
Upholstered
Round

620L Ashton Round Left Outside Arm
COM Yardage 2 Yds.



Right
Outside Arm
Upholstered
Round

620R Ashton Round Right Outside Arm
COM Yardage 2 Yds.



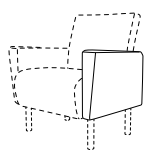
UPHOLSTERED
ROUND ARM

Upholstered Round Arm - Right or Left
\$483 COM

620L/R Ashton Round Outside Arm - Left/Right

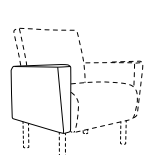
COM Yardage: 2.5 Yds.

COM	GR1	GR2	GR3	GR4	GR5	GR6	GR7	GR8	GR9	GR10	LEA
\$483	\$516	\$537	\$559	\$581	\$604	\$628	\$653	\$679	\$707	\$735	\$869



Left
Outside Arm
Upholstered
Square

621L Ashton Square Left Outside Arm
COM Yardage 2 Yds.



Right
Outside Arm
Upholstered
Square

621R Ashton Square Right Outside Arm
COM Yardage 2 Yds.



UPHOLSTERED
SQUARE ARM

Upholstered Square Arm - Right or Left
\$509 COM


621L/R Ashton Square Outside Arm - Left/Right

COM Yardage: 2.0 Yds.

COM	GR1	GR2	GR3	GR4	GR5	GR6	GR7	GR8	GR9	GR10	LEA
\$509	\$546	\$568	\$590	\$614	\$638	\$663	\$690	\$717	\$746	\$777	\$917

ASHTON BENCH

With Ashton Bench, creating lobby settings is easy with modular pieces that can fit into any room size. The clean lines and sturdy styling of Ashton make it ideal for any application. Coordinate with Ashton Lounge and Occasional Tables.



ASHTON TWO-SEAT BENCH



Ashton Benches coordinate with Ashton Lounge.

ORDERING INFORMATION

To Order Please specify:

- 1) Series Name
- 2) Model Number
- 3) Quantity
- 4) Fabric Grade and Number
- 5) Finish Color for Legs
- 6) Optional Items

ASHTON GENERAL SPECIFICATIONS

Frame Construction

Frame assembly is constructed of multi-ply hardwood, with tongue and groove construction. No sag-springs are installed in seat along with interlocking helicoil springs to prevent sagging and provide additional lower back and seat support. Each modular unit consists of two individual components bolted together.

Upholstery

All foam is fully bonded to frame. Seat cushions are 5" graded high resiliency (H.R.) block foam, covered entirely with special bonded polyester fiber to protect final upholstery. ERG uses only water based glues and adhesives in our upholstery process. Seat is covered in choice of fabric, vinyl, crypton, leather or COM.

Metal Legs

Ashton metal legs are 1.5" diameter, 14-gauge steel tubing welded to a top flange.

Glides

All benches are standard with factory installed black nylon glides.

COLORS / FINISHES

Metal Leg Finishes:

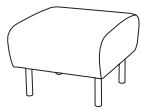
Standard powder coat colors.

OPTIONS

- CODE: FR - CAL 133 (TB 133) Fire Retardant.
- CODE: MB - Moisture Barrier.
- CODE: SBH - Special Height.

DIMENSIONS	Ottoman	Two Seat	Three Seat
Overall Depth:	26"	26"	26"
Overall Width:	22"	45"	68"
Overall Height:	18"	18"	18"
Qty/Wt per carton	1 ea. 25 lbs	1 ea. 50 lbs	1 ea. 75 lbs

MODEL / DESCRIPTION / LIST PRICING



601 Single Seat Bench/Ottoman

COM Yardage: Total: 1.75 Yds.

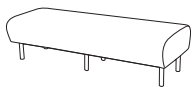
COM	GR1	GR2	GR3	GR4	GR5	GR6	GR7	GR8	GR9	GR10	LEA
\$988	\$1057	\$1099	\$1143	\$1188	\$1236	\$1286	\$1337	\$1390	\$1445	\$1504	\$1778



605 Two Seat Bench

COM Yardage: Total: 2.5 Yds.

COM	GR1	GR2	GR3	GR4	GR5	GR6	GR7	GR8	GR9	GR10	LEA
\$1549	\$1658	\$1724	\$1792	\$1863	\$1938	\$2016	\$2098	\$2181	\$2268	\$2358	\$2789



611 Three-Seat Bench

COM Yardage: Total: 3.5 Yds.

COM	GR1	GR2	GR3	GR4	GR5	GR6	GR7	GR8	GR9	GR10	LEA
\$2207	\$2362	\$2455	\$2554	\$2655	\$2762	\$2873	\$2988	\$3108	\$3232	\$3361	\$3972

OPTIONS

Add upcharge to list price and code to model number

FR	CAL 133 (TB 133) Fire Retardant per yard	\$95	/yd
MB	Moisture Barrier - per seat	\$133	

SBH	Special Height	\$313	
-----	----------------	-------	--

ASPEN TABLES

Aspen tables offer a dynamic style for conferencing and meeting areas. The angled metal or wood legs convey a bold and stylish look with a solid foundation.



ASPEN CONFERENCE TABLE WITH
OPTIONAL CHROME LEGS AND
ALMOST RECTANGLE TOP

ORDERING INFORMATION

- | | |
|-----------------|---|
| 1) Series Name | 5) Powder Coat Color (metal legs and wood leg holder) |
| 2) Model Number | 6) Wood Stain Color (wood legs) |
| 3) Size | 7) Laminate Selection and No. |
| 4) Quantity | 8) Edge Style Code and Color |

ASPEN SPECIFICATIONS

Aspen Legs

Table Height Table height is 29" to 30" depending on table top specified.

Legs The Aspen leg is made with 1.5" x 4", 14 gauge rectangular steel tubing or solid Beech wood.

Plate/Holder 8" x 8" stamped metal plate welded to metal leg or wood leg holder.

Glides Factory installed adjustable glides are standard.

Assembly Aspen features completely welded one piece angled legs and leg holder. The top plate is completely welded to the leg or holder. Leg mounts to tabletop with 1/4-20 x 1" machine screws into metal inserts in top; NO WOOD SCREWS ARE USED.

Table Tops

Table top core is CARB Compliant 1.25" particle board. Laminate and phenolic backing are glued with water based adhesives.

FINISHES

Leg Finishes

Aspen metal legs are available in **standard powder coat colors**. Wood legs are available in all of our **standard wood stain colors**. Wood leg metal holders come standard in powder coat finish. Metal legs and wood leg metal holders are also available in optional polished chrome.

Laminate/Veneer Selection

ERG offers over 1000 standard laminate choices from Nevamar, Wilsonart, Formica and Pionite. Wood veneer is available in transparent stain colors - custom stain matching available.

Edge Selection

ERG offers a wide variety of table top edge materials including PVC, wood, aluminum and resin/urethane.


Special Edge Note: When ganging or butting tables together, ERG recommends using 3MM flat edge or flat wood edge. Square tables using PVC **T-MOLD** edge will have a 2" radius on all corners.

OPTIONS

- CODE: GD - Ganging.
- CODE: STH - Special Table Height, for any table height other than 29" (Metal Legs Only)
- CODE: PCA - Polished Chrome Leg
- CODE: PCH - Polished Chrome Holder (Wood Leg)
- CODE: CRT - Racetrack Table Top
- CODE: COT - Oval Table Top
- CODE: CBT - Boat Table Top
- CODE: CAT - Almost Rectangle Table Top
- CODE: AMBU - Bullet Shape Table Top (Media Table)
- CODE: AMBH - Bar Height Table Top (Media Table)
- CODE: RAD - 3" Radius Corners for 3MM Edge
- CODE: CPL - Center Power Riser (Laminate - up to 96")
- CODE: CPV - Center Power Riser (Veneer - up to 96")
- CODE: PLA - Aspen Power Leg with Grommet (not available on wood leg)



ASPEN CONFERENCE TABLE
WITH WOOD LEGS



WOOD LEG HOLDER DETAIL

OPTIONAL CONFERENCE TABLE TOP SHAPES



OPTIONAL RACETRACK TOP
WITH WOOD LEGS



RACETRACK TOP
CODE: CRT



OPTIONAL BOAT TOP
WITH METAL LEGS



BOAT TOP
CODE: CBT



OPTIONAL OVAL TOP
WITH METAL LEGS



OVAL TOP
CODE: COT



OPTIONAL ALMOST
RECTANGLE TOP
WITH CHROME LEGS



ALMOST RECTANGLE TOP
CODE: CAT

MODEL / DESCRIPTION / LIST PRICING

ASPEN | CONFERENCE | METAL LEGS | RECTANGLE

RECTANGLE

Model Number	Table Top Size	Shpg. Wght.	Number Of Legs	LAMINATE TOP ASSORTED EDGES									VENEER TOP	
				GRP 1	GRP 2	GRP 3	GRP 4	GRP 5	GRP 6	GRP 7	GRP 8	GRP 9		
AS3672	36 X 72	115	4 Legs	\$1833	\$1861	\$2051	\$2213	\$2539	\$2810	\$3136	\$4663	\$5487		
AS3684	36 X 84	129	4 Legs	\$1909	\$1940	\$2158	\$2343	\$2714	\$3024	\$3395	\$4919	\$5717		
AS3696	36 X 96	142	4 Legs	\$1966	\$1999	\$2235	\$2438	\$2842	\$3179	\$3585	\$5106	\$5887		
AS4272	42 X 72	129	4 Legs	\$2262	\$2339	\$2649	\$2844	\$3427	\$3912	\$4495	\$4684	\$6068		
AS4284	42 X 84	144	4 Legs	\$2406	\$2494	\$2842	\$3061	\$3715	\$4260	\$4913	\$4927	\$6341		
AS4296	42 X 96	160	4 Legs	\$2525	\$2622	\$3009	\$3252	\$3976	\$4581	\$5306	\$5104	\$6523		
AS4872	48 X 72	142	4 Legs	\$2370	\$2455	\$2792	\$3003	\$3635	\$4161	\$4794	\$4872	\$6285		
AS4884	48 X 84	160	4 Legs	\$2510	\$2606	\$2988	\$3227	\$3943	\$4540	\$5256	\$5082	\$6500		
AS4896	48 X 96	178	4 Legs	\$2640	\$2745	\$3168	\$3432	\$4226	\$4887	\$5681	\$5275	\$6696		
AS48108*	48 X 108	196	6 Legs	\$3276	\$3392	\$3856	\$4146	\$5016	\$5741	\$6613	\$6737	\$8697		
AS48120*	48 X 120	214	6 Legs	\$3404	\$3531	\$4035	\$4352	\$5299	\$6089	\$7036	\$6930	\$8894		
AS48144*	48 X 144	250	6 Legs	\$3696	\$3845	\$4445	\$4818	\$5941	\$6876	\$8000	\$7368	\$9340		
AS48168*	48 X 168	286	6 Legs	\$4137	\$4322	\$5062	\$5525	\$6913	\$8069	\$9457	\$8030	\$10015		
AS48240*	48 X 240	394	8 Legs	\$5292	\$5517	\$6414	\$6976	\$8660	\$10063	\$11747	\$10422	\$13117		
AS6096	60 X 96	214	4 Legs	\$3526	\$3650	\$4145	\$4456	\$5384	\$6159	\$7090	\$7266	\$9388		
AS60108*	60 X 108	237	6 Legs	\$3578	\$3719	\$4281	\$4632	\$5684	\$6560	\$7613	\$7193	\$9160		
AS60120*	60 X 120	259	6 Legs	\$3726	\$3879	\$4486	\$4867	\$6007	\$6957	\$8099	\$7413	\$9386		
AS60144*	60 X 144	304	6 Legs	\$4101	\$4284	\$5012	\$5467	\$6833	\$7972	\$9339	\$7977	\$9960		

* Asterisk after model number indicates 2 piece tops (3 pieces for 240") with center seams for tables over 96".

OPTIONS

Add upcharge to list price and code to model number

PCA	Polished Chrome Legs	\$117	per leg	CBT	Boat table top	add 25%	
GD	Ganging	\$101	per table	CAT	Almost Rectangle table top	add 25%	
STH	Special Table Height, other than 29"	\$371	per table	CPL	Center Power Riser (Laminate - Up To 96")	\$1367	
RAD	3" Radius Corners for 3MM Edge	\$212	per table	CPV	Center Power Riser (Veneer - Up To 96")	\$1728	
CRT	Racetrack table top	add 20%		PLA	Aspen Power Leg with Grommet (Metal Leg Only)	\$128	per leg
COT	Oval table top	add 20%					

MODEL / DESCRIPTION / LIST PRICING

ASPEN | CONFERENCE | WOOD LEGS | RECTANGLE

	Model Number	Table Top Size	Shpg. Wght.	Number Of Legs	LAMINATE TOP ASSORTED EDGES							VENEER TOP	
					GRP 1	GRP 2	GRP 3	GRP 4	GRP 5	GRP 6	GRP 7	GRP 8	GRP 9
RECTANGLE	ASW3672	36 X 72	115	4 Legs	\$2434	\$2461	\$2651	\$2814	\$3140	\$3410	\$3737	\$5264	\$6088
	ASW3684	36 X 84	129	4 Legs	\$2510	\$2541	\$2758	\$2943	\$3315	\$3625	\$3995	\$5520	\$6318
	ASW3696	36 X 96	142	4 Legs	\$2566	\$2600	\$2836	\$3039	\$3443	\$3780	\$4185	\$5707	\$6488
	ASW4272	42 X 72	129	4 Legs	\$2862	\$2940	\$3250	\$3445	\$4028	\$4513	\$5096	\$5285	\$6669
	ASW4284	42 X 84	144	4 Legs	\$3006	\$3094	\$3443	\$3661	\$4316	\$4860	\$5514	\$5527	\$6942
	ASW4296	42 X 96	160	4 Legs	\$3126	\$3222	\$3610	\$3852	\$4577	\$5182	\$5906	\$5705	\$7123
	ASW4872	48 X 72	142	4 Legs	\$2970	\$3056	\$3393	\$3604	\$4236	\$4762	\$5395	\$5473	\$6886
	ASW4884	48 X 84	160	4 Legs	\$3110	\$3207	\$3589	\$3827	\$4543	\$5141	\$5857	\$5683	\$7100
	ASW4896	48 X 96	178	4 Legs	\$3240	\$3345	\$3768	\$4033	\$4827	\$5487	\$6281	\$5876	\$7296
	ASW48108*	48 X 108	196	6 Legs	\$4177	\$4292	\$4757	\$5047	\$5917	\$6642	\$7514	\$7638	\$9598
	ASW48120*	48 X 120	214	6 Legs	\$4305	\$4432	\$4936	\$5253	\$6200	\$6990	\$7937	\$7831	\$9794
	ASW48144*	48 X 144	250	6 Legs	\$4597	\$4746	\$5346	\$5719	\$6842	\$7777	\$8901	\$8269	\$10241
	ASW48168*	48 X 168	286	6 Legs	\$5038	\$5223	\$5963	\$6426	\$7814	\$8970	\$10358	\$8931	\$10916
	ASW48240*	48 X 240	394	8 Legs	\$6493	\$6718	\$7616	\$8177	\$9862	\$11264	\$12949	\$11624	\$14318
	ASW6096	60 X 96	214	4 Legs	\$4127	\$4250	\$4746	\$5057	\$5985	\$6760	\$7690	\$7867	\$9989
	ASW60108*	60 X 108	237	6 Legs	\$4479	\$4620	\$5182	\$5532	\$6585	\$7461	\$8513	\$8093	\$10061
	ASW60120*	60 X 120	259	6 Legs	\$4627	\$4780	\$5387	\$5768	\$6908	\$7858	\$9000	\$8314	\$10287
ASW60144*	60 X 144	304	6 Legs	\$5002	\$5185	\$5913	\$6368	\$7734	\$8873	\$10240	\$8878	\$10861	

* Asterisk after model number indicates 2 piece tops (3 pieces for 240") with center seams for tables over 96".

OPTIONS

Add upcharge to list price and code to model number

PCH	Polished Chrome Holder (For Wood Leg)	\$37	per leg
GD	Ganging	\$101	per table
RAD	3" Radius Corners for 3MM Edge	\$212	per table
CRT	Racetrack table top	add 20%	
COT	Oval table top	add 20%	

CBT	Boat table top	add 25%	
CAT	Almost Rectangle table top	add 25%	
CPL	Center Power Riser (Laminate - Up To 96")	\$1367	
CPV	Center Power Riser (Veneer - Up To 96")	\$1728	

MODEL / DESCRIPTION / LIST PRICING

ASPEN | BAR HEIGHT | METAL LEGS

RECTANGLE

Model Number	Table Top Size	Shpg. Wght.	Number Of Legs	LAMINATE TOP ASSORTED EDGES									VENEER TOP	
				GRP 1	GRP 2	GRP 3	GRP 4	GRP 5	GRP 6	GRP 7	GRP 8	GRP 9		
ASH3672	36 X 72	115	4 Legs	\$2301	\$2329	\$2518	\$2681	\$3006	\$3278	\$3603	\$5691	\$6881		
ASH3684	36 X 84	129	4 Legs	\$2392	\$2423	\$2641	\$2826	\$3197	\$3507	\$3878	\$5981	\$7157		
ASH3696	36 X 96	142	4 Legs	\$2449	\$2482	\$2717	\$2921	\$3325	\$3662	\$4068	\$6169	\$7325		

Bar Height = 42" table height

Bar Height Note: Wood legs not available in bar height.

Aspen Bar Height Table Shown:

QTY.

- 01 - ASH3684; 36" x 84" Table / Metal Legs Group 3 Edge (3-A)
- 01 - CPL; Center Power Riser in Laminate
- 04 - COV-2-S-108; Cove Power Outlets (Silver)
- 01 - PLA; Aspen Power Leg with Grommet



ASPEN BAR HEIGHT (42") TABLE WITH OPTIONAL CENTER POWER RISER, OPTIONAL COVE POWER OUTLETS (4) AND OPTIONAL POWER LEG GROMMET



OPTIONAL POWER LEG GROMMET DETAIL

For Power / Data Pricing:

http://www.erginternational.com/downloads/ERG_TablePowerCommunications_Pricing_2016.pdf

OPTIONS

Add upcharge to list price and code to model number

PCA	Polished Chrome Legs	\$117	per leg
GD	Ganging	\$101	per table
STH	Special Table Height, other than 29"	\$371	per table
RAD	3" Radius Corners for 3MM Edge	\$212	per table
CRT	Racetrack table top	add 20%	
COT	Oval table top	add 20%	

CBT	Boat table top	add 25%	
CAT	Almost Rectangle table top	add 25%	
CPL	Center Power Riser (Laminate - Up To 96")	\$1,367	
CPV	Center Power Riser (Veneer - Up To 96")	\$1,728	
PLA	Aspen Power Leg with Grommet (Metal Leg Only)	\$128	per leg



BAR HEIGHT MEDIA TABLE
WITH METAL LEGS



MEDIA TABLE WITH METAL
LEGS AND OPTIONAL
POWER/DATA AND
ALMOST RECTANGLE TOP

WALL MOUNTED MONITOR
NOT INCLUDED

ASPEN | MEDIA WALL TABLE | METAL LEGS

Model Number	Table Top Size	Wall Panel Size	LIST PRICE (Includes Laminate GR 2 Edge and 2 Metal Legs)
ASM3660	36" x 60"	42" w x 60" h x 3.75" d	\$6012
ASM3672	36" x 72"	42" w x 60" h x 3.75" d	\$6341
ASM3684	36" x 84"	42" w x 60" h x 3.75" d	\$6671
ASM4260	42" x 60"	48" w x 60" h x 3.75" d	\$6763
ASM4272	42" x 72"	48" w x 60" h x 3.75" d	\$7156
ASM4284	42" x 84"	48" w x 60" h x 3.75" d	\$7554
ASM5460	54" x 60"	60" w x 60" h x 3.75" d	\$7357
ASM5472	54" x 72"	60" w x 60" h x 3.75" d	\$7629
ASM5484	54" x 84"	60" w x 60" h x 3.75" d	\$8357

Note: For bar height media tables, the overall height of the panel is 72", width stays the same.
Table comes standard with gromet and access door.

ASPEN | MEDIA WALL TABLE | WOOD LEGS

Model Number	Table Top Size	Wall Panel Size	LIST PRICE (Includes Laminate GR 2 Edge and 2 Wood Legs)
ASM3660W	36" x 60"	42" w x 60" h x 3.75" d	\$6313
ASM3672W	36" x 72"	42" w x 60" h x 3.75" d	\$6641
ASM3684W	36" x 84"	42" w x 60" h x 3.75" d	\$6971
ASM4260W	42" x 60"	48" w x 60" h x 3.75" d	\$7063
ASM4272W	42" x 72"	48" w x 60" h x 3.75" d	\$7456
ASM4284W	42" x 84"	48" w x 60" h x 3.75" d	\$7854
ASM5460W	54" x 60"	60" w x 60" h x 3.75" d	\$7658
ASM5472W	54" x 72"	60" w x 60" h x 3.75" d	\$7930
ASM5484W	54" x 84"	60" w x 60" h x 3.75" d	\$8657

Note: For power/data/media configurations, please call customer service for a detailed quote.

OPTIONS

Add upcharge to list price and code to model number

PCA	Polished Chrome Legs	\$117	per leg	CPV	Center Power Riser (Veneer - Up To 96")	\$1728	
PCH	Polished Chrome Holder (For Wood Leg)	\$37	per leg	AMBU	Bullet Shape Table Top (Media Table)	add 5%	
GD	Ganging	\$101	per table	AMAR	Almost Rectangle Table Top (Media Table)	add 10%	
STH	Special Table Height other than 29"	\$371	per table	AMBO	Boat Shape Table Top (Media Table)	add 10%	
RAD	3" Radius Corners for 3MM Edge	\$212	per table	AMBH	Bar Height (Metal Legs Only - 72" panel height)	\$318	
CPL	Center Power Riser (Laminate - Up To 96")	\$1367					

BARRI FLOOR MOUNT

The Barri features a welded 3" round steel tube frame, floor mounted with 8" steel base cover.



BAR HEIGHT STOOL WITH PENTO DEMI SHELLS
AND BAR HEIGHT BASE WITH 30" ROUND TABLE

ORDERING INFORMATION

To Order Please Specify:

- 1) Series Name
- 2) Model Number
- 3) Size
- 4) Quantity
- 5) Frame Color
- 6) Laminate Selection and Number
- 7) Edge Style and Color
- 8) Upholstery
- 9) Wood Seat Stain Color

BARRI GENERAL SPECIFICATIONS

Frame Construction

The Barri features a 3" round steel tube frame, **floor mounted** with 8" steel base cover. Frame is sand blasted and then powder coated for maximum paint adhesion. 24" and 30" bar height seats have a welded fixed footrest. **Seats feature swivel with automatic return.**

Table Tops

Standard 30" or 36" laminate table tops are 1.25" thick high density particle board with convex T-mold edge 1-A. Your choice of over 1000 standard laminates from brands like Nevamar, Wilsonart, Formica and Pionite.

Top Plate

- 10" x 10" square • 12" X 12" square
- 14" X 14" square

COLORS / FINISHES

Frame Finish Colors:

Standard powder coat colors available.

Choice of Seats

Choose from several ERG seat styles.

Floor Mount

Floor mounted base features 6" diameter cast iron base with 8" steel cover.

Foot Rest

Fixed, welded to column on counter and bar heights.

Note

All tables are completely assembled to be sure of fit prior to being knocked down for shipping. All tables are bubble packed, boxed and wood crated to ensure safe delivery



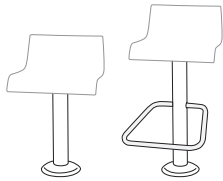
DIMENSIONS	Table Base	Chair Base
Height:	29", 36", 42"	18", 24", 30"
Qty./Wt.:	1 ea./45 lbs.	1 ea./40 lbs.



BARRI TABLE WITH 29" BASE

MODEL / DESCRIPTION / LIST PRICING FOR COLUMN BASE ONLY (ADD SEAT OPTION TO LIST PRICE)

ALL FLOOR MOUNT



Chair Column Base

- BAR/18** 18" Chair Height Seat base
- BAR/24** 24" Counter Height Seat base w/ footrest
- BAR/30** 30" Bar Height Seat base w/ footrest

18" base	\$415
24" base	\$695
30" base	\$729

BARRI | FLOOR MOUNT | ROUND | 29" HEIGHT



ROUND

Model Number	Table Top Size	Shpg. Wght.	Base Spread	LAMINATE TOP ASSORTED EDGES									VENEER TOP	
				GRP 1	GRP 2	GRP 3	GRP 4	GRP 5	GRP 6	GRP 7	GRP 8	GRP 9		
BAR24D	24" Dia.	38	FM-1	\$461	\$471	\$550	\$616	\$751	\$862	\$995	\$1272	\$1384		
BAR30D	30" Dia.	55	FM-1	\$506	\$522	\$625	\$713	\$889	\$1036	\$1212	\$1455	\$1521		
BAR36D	36" Dia.	88	FM-1	\$615	\$633	\$758	\$865	\$1077	\$1258	\$1471	\$1768	\$1850		
BAR42D	42" Dia.	96	FM-1	\$765	\$790	\$950	\$1092	\$1367	\$1601	\$1881	\$2222	\$2303		

BARRI | FLOOR MOUNT | SQUARE | 29" HEIGHT



SQUARE

Model Number	Table Top Size	Shpg. Wght.	Base Spread	LAMINATE TOP ASSORTED EDGES									VENEER TOP	
				GRP 1	GRP 2	GRP 3	GRP 4	GRP 5	GRP 6	GRP 7	GRP 8	GRP 9		
BAR24S	24" Sq.	48	FM-1	\$459	\$469	\$550	\$621	\$758	\$874	\$1012	\$1275	\$1377		
BAR2430S	24x30 Sq.	53	FM-1	\$498	\$510	\$605	\$686	\$847	\$983	\$1143	\$1407	\$1493		
BAR30S	30" Sq.	69	FM-1	\$496	\$510	\$612	\$701	\$878	\$1026	\$1202	\$1431	\$1489		
BAR36S	36" Sq.	111	FM-1	\$627	\$645	\$774	\$882	\$1105	\$1286	\$1508	\$1803	\$1884		

OPTIONS

Add upcharge to list price and code to model number

STH	Special Table Height, other than 29"	\$159	per base	ULW	Ultra Lightweight Top	\$201	
RP	Painted Footring for Bar Height	\$117		RAD	3" Radius Corners for 3MM Edge	\$212	per table
GD	Ganging per table	\$101					

MODEL / DESCRIPTION / LIST PRICING

BARRI | FLOOR MOUNT | RECTANGLE | 29" HEIGHT

RECTANGLE

Model Number	Table Top Size	Shpg. Wght.	Base Spread	LAMINATE TOP ASSORTED EDGES							VENEER TOP	
				GRP 1	GRP 2	GRP 3	GRP 4	GRP 5	GRP 6	GRP 7	GRP 8	GRP 9
BAR2448	24x48 Sq.	70	FM-2	\$803	\$822	\$951	\$1064	\$1285	\$1471	\$1695	\$2199	\$2411
BAR2460	24x60 Sq.	79	FM-2	\$845	\$865	\$1009	\$1133	\$1381	\$1586	\$1833	\$2335	\$2536
BAR2472	24x72 Sq.	95	FM-2	\$882	\$904	\$1063	\$1197	\$1468	\$1693	\$1961	\$2463	\$2648
BAR2748	27x48 Sq.	95	FM-2	\$654	\$688	\$826	\$914	\$1173	\$1389	\$1650	\$2305	\$2571
BAR2760	27x60 Sq.	95	FM-2	\$707	\$748	\$903	\$1001	\$1294	\$1537	\$1832	\$2526	\$2796
BAR3048	30x48 Sq.	79	FM-2	\$842	\$862	\$1005	\$1129	\$1373	\$1577	\$1823	\$2325	\$2525
BAR3060	30x60 Sq.	90	FM-2	\$900	\$922	\$1086	\$1226	\$1505	\$1739	\$2018	\$2519	\$2700
BAR3072	30x72 Sq.	102	FM-2	\$948	\$973	\$1155	\$1309	\$1618	\$1874	\$2185	\$2684	\$2848



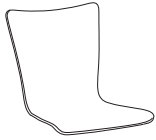
BAR HEIGHT BARRI FLOOR MOUNTED TABLE

OPTIONS

Add upcharge to list price and code to model number

STH	Special Table Height, other than 29" or bar height	\$159	per base	ULW	Ultra Lightweight Top	\$201	
RP	Painted Footring for Bar Height	\$117		RAD	3" Radius Corners for 3MM Edge	\$212	per table
GD	Gangng per table	\$101					

SEAT OPTIONS / LIST PRICING PER SEAT (ADD TO FRAME LIST PRICE)



BEN Benton

Multi-Ply Hardwood Shell
\$381

BEN/SI Benton / Upholstered Seat Insert

COM Yardage: 0.5 yard / seat

COM	GR1	GR2	GR3	GR4	GR5	GR6	GR7	GR8	GR9	GR10	LEA
\$431	\$461	\$480	\$499	\$518	\$539	\$561	\$582	\$607	\$631	\$655	\$775



DEMI Benton Demi Back

Multi-Ply Hardwood Shell
\$414

DEMI/SI Benton Demi Back / Upholstered Seat Insert

COM Yardage: 0.5 yard / seat

COM	GR1	GR2	GR3	GR4	GR5	GR6	GR7	GR8	GR9	GR10	LEA
\$495	\$530	\$552	\$574	\$597	\$621	\$646	\$671	\$697	\$726	\$754	\$891



DEKD Dekko Demi Back

Multi-Ply Hardwood Seat and Back
\$448

DEKD/SI Dekko Demi Back / Upholstered Seat Insert

COM Yardage: 0.75 yard / seat

COM	GR1	GR2	GR3	GR4	GR5	GR6	GR7	GR8	GR9	GR10	LEA
\$562	\$601	\$625	\$650	\$676	\$704	\$731	\$760	\$792	\$822	\$855	\$1011

OPTIONS

Add upcharge to list price and code to model number

ENG	Laser Engraving	\$45	/ seat	RB	Reverse Bubble Cutout - Benton / Demi	\$51	/ seat
FR	CA133 Fire Retardant	\$95	/ yard	UB	Upright Bubble Cutout - Benton / Demi	\$51	/ seat
TT	Two Tone Wood Stains - Benton / Demi	\$80	/ seat	VB	Vertical Bubble Cutout - Benton / Demi	\$51	/ seat

SEAT OPTIONS / LIST PRICING PER SEAT (ADD TO FRAME LIST PRICE)



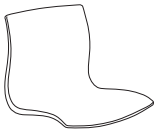
PEND Pento Demi Back

Multi-Ply Hardwood Seat and Back
\$508

PEND/S Pento Demi Back / Upholstered Seat Insert

COM Yardage: 0.75 yard / seat

COM	GR1	GR2	GR3	GR4	GR5	GR6	GR7	GR8	GR9	GR10	LEA
\$614	\$658	\$684	\$712	\$740	\$771	\$800	\$833	\$866	\$901	\$937	\$1108



WBY Webby

100% Nylon Plastic Shell
\$333

WBY/SI Webby / Upholstered Seat Insert

COM Yardage: 0.75 yard / seat

COM	GR1	GR2	GR3	GR4	GR5	GR6	GR7	GR8	GR9	GR10	LEA
\$439	\$470	\$488	\$508	\$529	\$550	\$573	\$595	\$620	\$644	\$670	\$792

WBY/S Webby / Upholstered Seat and Back Inserts

COM	GR1	GR2	GR3	GR4	GR5	GR6	GR7	GR8	GR9	GR10	LEA
\$546	\$585	\$608	\$632	\$657	\$684	\$711	\$740	\$770	\$800	\$832	\$984

COM Yardage (Two Color): Seat: 0.75 Yard / Back: 0.5 Yard

COM Yardage (One Color): 0.75 Yard

OPTIONS

Add upcharge to list price and code to model number

ENG	Laser Engraving	\$45 / seat
FR	CA133 Fire Retardant	\$95 / yard

TT	Two Tone Wood Stains - Pento / Demi	\$80 / seat
2FO/C	Two Fabric Option	\$52



BENTON TABLE OF CONTENTS

Benton Chair	2
Benton Jr.....	6

HIGH PRESSURE
LAMINATES
LPS
available on Benton

BENTON SERIES

Benton chairs feature a one piece wood shell. Steel frames are available in polished chrome in café & stool heights. Benton Shells are available in LPS, laminate covered shell (minimum order required).



SOLID BACK CHAIR



DEMI BACK STOOL
WITH SEAT INSERT



DEMI BACK BAR
STOOL



BAR STOOL, UPHOLSTERED SEAT
INSERT

ORDERING INFORMATION

To Order Please Specify:

- 1) Series Name
- 2) Model Number
- 3) Quantity
- 4) Wood Stain Finish Color
- 5) Optional Frame Color
- 6) Fabric Grade & Number
- 7) Back Cutout Design Option
- 8) Optional Items
- 9) Back Cutouts
- 10) Engraving
- 11) **LPS** (Laminate Plywood Seating)

BENTON GENERAL SPECIFICATIONS

Shell

- Single 0.5" thick multi-ply Beech wood contoured shell
- Backs are offered with solid back or three cutout designs.

Upholstery

- Fully upholstered shell or seat insert can be upholstered with choice of fabric, vinyl, crypton, leather or approved COM.

Frame

- Fully welded .625" diameter, 13 gauge steel tubing.
- Available in cafe, bar stool and counter stool heights.

Glides

- Factory installed self leveling steel glides.

Stacking

- Chair and stool design stacks 4 high on the floor.
- Chairs stack 6 high on dolly.

COLORS / FINISHES

Wood Stain Finish Colors:

Standard wood stain colors.

Frame Finish Colors:

- **4 Leg:** Standard polished chrome frame finish. Optional powder coat colors available with upcharge.
- **Pneumatic:** Two-tone finish with black wrinkle and polished chrome.

OPTIONS

- CODE: FR - CAL 133 (TB 133) Fire Retardant
- CODE: MB - Moisture Barrier
- CODE: SF - Powder Coat Frame Color
- CODE: CH - Counter Height (24" seat height)
- CODE: SH - Specialty Height (any custom height)
- CODE: UB - Upright Bubble Cutout Back Design
RB - Reverse Bubble Cutout Back Design
VB - Vertical Bubble Cutout Design
- CODE: ENG - Laser Engraving Back Design
- CODE: TT - Two Tone Stains
- CODE: LPS - Laminate Plywood Seating
NOTE: Laminate seats (LPS) requires minimum 15 chair order

CHAIRS	WEIGHT LIMIT
Metal Legs	350 lbs.

DIMENSIONS	Café Chair
Seat Width:	16.25"
Seat Depth:	15"
Seat Height:	17.5"
Back Height:	32"
Overall Width:	20.5"
Overall Depth:	21"
Qty./Wt. per carton:	4 ea./48 lbs.



BENTON CHAIR
WITH LPS OPTION

MODEL / DESCRIPTION / LIST PRICING



1350 4-Leg Café Chair



Wood Shell Chair
\$469

1350/SI 4-Leg Café Chair with Upholstered Seat Insert


COM Yardage: 0.75 Yard

COM	GR1	GR2	GR3	GR4	GR5	GR6	GR7	GR8	GR9	GR10	LEA
\$572	\$614	\$636	\$662	\$688	\$717	\$745	\$775	\$805	\$837	\$870	\$1031


1350/U 4-Leg Café Chair Fully Upholstered

COM Yardage: 1.5 Yard


COM	GR1	GR2	GR3	GR4	GR5	GR6	GR7	GR8	GR9	GR10	LEA
\$630	\$675	\$702	\$731	\$759	\$790	\$822	\$855	\$889	\$924	\$961	\$1135




STANDARD SOLID BACK



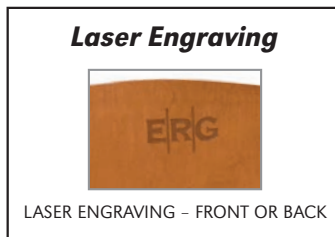
UPRIGHT BUBBLE BACK



REVERSE BUBBLE BACK



VERTICAL BUBBLE BACK



OPTIONS

Add upcharge to list price and code to model number

FR	CAL 133 (TB 133) Fire Retardant - Per Yard	\$95	/yd.
MB	Moisture Barrier - Per Seat	\$72	
SF	Powder Coat Frame Color - Chair	\$40	
SF	Powder Coat Frame Color - Bar Stool	\$61	
UB	Upright Bubble Cutout Back Design	\$80	
RB	Reverse Bubble Cutout Back Design	\$80	

VB	Vertical Bubble Cutout Back Design	\$80	
ENG	Laser Engraving Back Design*	\$90	
TT	Two Tone Stains	\$80	
LPS	Laminate Plywood Seating**	Call	

*One time setup fee of \$260. Minimum 12 chairs (of same design and series)

**Laminate seats (LPS) requires minimum 15 chair order

DIMENSIONS	Demi Back Stool	Tall Back Stool
Seat Width:	16.25"	16.25"
Seat Depth:	15"	15"
Seat Height:	30"	30"
Back Height:	36"	45"
Overall Width:	20"	20"
Overall Depth:	20"	20"
Qty./Wt. per carton:	3 ea./46 lbs.	3 ea./50 lbs.



UPHOLSTERED DEMI
BACK BAR STOOL



DEMI BACK STOOL WITH COUNTER
HEIGHT AND CUTOUT OPTION

MODEL / DESCRIPTION / LIST PRICING



1354 Demi Back Bar Stool

Wood Shell Stool
\$671

1354/SI Demi Back Stool with Upholstered Seat Insert

COM Yardage: .75 Yard

COM	GR1	GR2	GR3	GR4	GR5	GR6	GR7	GR8	GR9	GR10	LEA
\$768	\$822	\$854	\$888	\$924	\$960	\$998	\$1039	\$1080	\$1123	\$1168	\$1380

1354/U Demi Back Bar Stool Fully Upholstered

COM Yardage: 1.25 Yard

COM	GR1	GR2	GR3	GR4	GR5	GR6	GR7	GR8	GR9	GR10	LEA
\$832	\$890	\$926	\$962	\$1003	\$1041	\$1083	\$1127	\$1171	\$1219	\$1268	\$1498



1352 Tall Back Bar Stool



Wood Shell Stool
\$594

1352/SI Tall Back Bar Stool with Upholstered Seat Insert

COM Yardage: .75 Yard

COM	GR1	GR2	GR3	GR4	GR5	GR6	GR7	GR8	GR9	GR10	LEA
\$696	\$745	\$775	\$805	\$837	\$870	\$905	\$942	\$980	\$1018	\$1061	\$1253

1352/U Tall Back Bar Stool Fully Upholstered

COM Yardage: 1.5 Yard

COM	GR1	GR2	GR3	GR4	GR5	GR6	GR7	GR8	GR9	GR10	LEA
\$755	\$809	\$841	\$874	\$911	\$946	\$984	\$1022	\$1064	\$1107	\$1151	\$1360

OPTIONS

Add upcharge to list price and code to model number

FR	CAL 133 (TB 133) Fire Retardant - Per Yard	\$95	/yd
MB	Moisture Barrier - Per Seat	\$72	
SF	Powder Coat Frame Color - Bar Stool	\$61	
CH	Counter Height (24" seat height)	\$30	
SH	Specialty Height (any custom height)	\$30	
UB	Upright Bubble Cutout Back Design	\$80	

RB	Reverse Bubble Cutout Back Design	\$80	
VB	Vertical Bubble Cutout Back Design	\$80	
ENG	Laser Engraving Back Design*	\$90	
TT	Two Tone Stains	\$80	
LPS	Laminate Plywood Seating**	Call	

*One time setup fee of \$260. Minimum 12 chairs (of same design and series)

**Laminate seats (LPS) requires minimum 15 chair order

DIMENSIONS	Demi Back Stool
Seat Width:	16.25"
Seat Depth:	15"
Seat Height:	21.5" - 31.5"
Back Height:	26" - 36"
Overall Width:	20"
Overall Depth:	20"
Qty./Wt. per carton:	1 ea./40 lbs.



PNEUMATIC HEIGHT ADJUST WITH FOOTREST AND 360° SWIVEL



DEMI BACK STOOL WITH SEAT INSERT

MODEL / DESCRIPTION / LIST PRICING



4187 Demi Back Bar Stool / Pneumatic Seat Travel

Wood Shell
\$650



4188 Demi Back Stool with Upholstered Seat Insert / Pneumatic Seat Travel

COM Yardage: .75 Yard

COM	GR1	GR2	GR3	GR4	GR5	GR6	GR7	GR8	GR9	GR10	LEA
\$730	\$781	\$812	\$844	\$879	\$914	\$951	\$988	\$1028	\$1068	\$1112	\$1314



4189 Demi Back Bar Stool Fully Upholstered / Pneumatic Seat Travel

COM Yardage: 1.25 Yard

COM	GR1	GR2	GR3	GR4	GR5	GR6	GR7	GR8	GR9	GR10	LEA
\$776	\$830	\$862	\$899	\$934	\$971	\$1010	\$1050	\$1093	\$1136	\$1181	\$1396

3 SEAT OPTIONS



STAINED SEAT



SEAT INSERT



FULLY UPHOLSTERED SEAT

OPTIONS

Add upcharge to list price and code to model number

FR	CAL 133 (TB 133) Fire Retardant - Per Yard	\$95	/yd.
MB	Moisture Barrier - Per Seat	\$72	
UB	Upright Bubble Cutout Back Design	\$80	
RB	Reverse Bubble Cutout Back Design	\$80	
VB	Vertical Bubble Cutout Back Design	\$80	

ENG	Laser Engraving Back Design*	\$90	
TT	Two Tone Stains	\$80	
LPS	Laminate Plywood Seating**	Call	

*One time setup fee of \$260. Minimum 12 chairs (of same design and series)

**Laminate seats (LPS) requires minimum 15 chair order

BENTON JR CHAIR

ERG's Children's furniture series includes Benton Junior, a one piece wood shell chair, available in many colorful wood stain colors or LPS (laminated).



BENTON JUNIOR CHAIRS

ORDERING INFORMATION

To Order Please Specify:

- 1) Series Name
- 2) Model Number
- 3) Quantity
- 4) Wood Stain Finish Color
- 5) Frame Color
- 6) **LPS** (Laminated Plywood Seating)

BENTON JR. GENERAL SPECIFICATIONS

Shell

Benton Jr. chairs have a single piece contoured wood shell made of 1/2" thick, multiply Beech wood veneer. Backs are standard with hand grip design. Shells are available in all standard wood stain colors. For LPS, please call customer service for a quotation.

Frame

Benton Jr. chair frames are made of 5/8" diameter, 14 gauge steel tubing with hand brazed welds.

Glides

All frames come with factory installed self leveling steel glides.

Stacking

Benton Jr. chair design stacks 4 to 6 high on the floor.

COLORS / FINISHES

Wood Stain Finish Colors:

Transparent wood stain choices.

Frame Finish Colors:

- Standard powder coat colors.

OPTIONS

- **CODE: LPS - Laminated Plywood Seating** (please call for quote - minimum 15)

DIMENSIONS	Benton Junior Wood Chair
Seat Width:	12.5"
Seat Depth:	15.5"
Seat Height:	13.5"
Back Height:	24"
Overall Width:	14"
Overall Depth:	15"
Qty./Wt. per carton:	3 ea./22 lbs.

**POLISHED CHROME FRAME
NOT AVAILABLE**



BENTON JUNIOR WOOD CHAIR WITH LPS

**HIGH PRESSURE
LAMINATES
LPS**
available on Benton

MODEL / DESCRIPTION / LIST PRICING



1351 Benton Junior - Children's Wood Chair

Beech wood shell

\$580



BENTON JUNIOR WOOD CHAIR AND POST JR.
TABLE

OPTIONS

Add upcharge to list price and code to model number

LPS	Laminate Plywood Seating - Minimum 15	Call for Quote
-----	---------------------------------------	----------------



ROUND



RACETRACK TOP



ALMOST SQUARE TOP WITH OPTIONAL
PANEL BASE LEGS

ORDERING INFORMATION

- | | |
|-----------------------------|------------------------------|
| 1) Series Name | 6) Edge Style Code and Color |
| 2) Model Number | 7) Wood Species |
| 3) Size | 8) Wood Stain Color |
| 4) Quantity | 9) Options |
| 5) Laminate Selection & No. | |

BETA CONFERENCE SPECIFICATIONS

Please Note

For BETA SERIES tables, round cylinder and panel bases will be finished in laminate only. Table tops may be finished in choice of laminate or wood veneer.

Cylinder Base

The BETA base is constructed of high grade particle board and premium frame alder. The diameter is either 18", 20" or 24" diameter cylinder, depending on top size. Base cylinders are completely enclosed and laminated on side. Beta base is shipped K-D. NO WOOD SCREWS ARE USED

- For tables over 72" in length, two heavy duty steel Anti-Sag Bars are provided.
- All tables are completely assembled to be sure of fit prior to being knocked down for shipping.
- All tables are bubble packed, cartoned and wood crated to assure safe delivery.

FINISHES

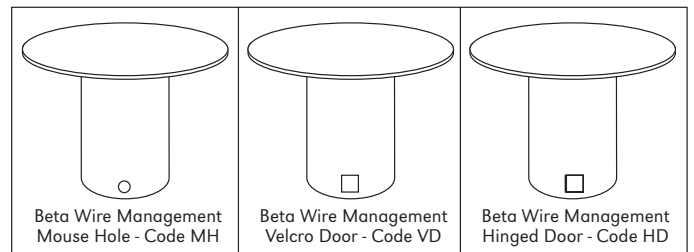
Table Bases/Tops - Laminate/Veneer Selections

ERG offers over 1000 standard laminate choices from Nevamar, Wilsonart, Formica and Pionite. Wood veneer is available in transparent stain colors - custom stain matching available.

OPTIONS

BETA WIRE MANAGEMENT Choose from the following options:

- CODE: P2L - Two Laminate Colors
- CODE: PBL - Panel Base Legs
- CODE: MH - Mouse Hole Slot
- CODE: VD - Velcro Door
- CODE: HD - Hinge Door
- CODE: CBT - Boat table top
- CODE: CAT - Almost Rectangle Table Top
- TABLE ACCESSORIES – Grommets, Wire Management, Power & Communication Options – See accessories online under the 'Products' tab
- CODE: RAD - 3" Radius Corners for 3MM Edge





BETA BOAT TOP
WITH CYLINDER BASES

MODEL / DESCRIPTION / LIST PRICING

BETA | ROUND



ROUND

Model Number	Table Top Size	Shpg. Wght	Base Spread	LAMINATE TOP ASSORTED EDGES									VENEER TOP	
				GRP 1	GRP 2	GRP 3	GRP 4	GRP 5	GRP 6	GRP 7	GRP 8	GRP 9		
BE36D	36" Dia.	89	18D	\$1388	\$1420	\$1537	\$1614	\$1836	\$2022	\$2248	\$4050	\$5147		
BE42D	42" Dia.	93	18D	\$1474	\$1511	\$1658	\$1747	\$2022	\$2252	\$2527	\$4393	\$5498		
BE48D	48" Dia.	118	20D	\$1569	\$1612	\$1789	\$1898	\$2230	\$2505	\$2838	\$4774	\$5887		
BE54D	54" Dia.	149	24D	\$2052	\$2124	\$2421	\$2605	\$3157	\$3621	\$4174	\$6557	\$7815		
BE60D	60" Dia.	171	24D	\$2214	\$2302	\$2649	\$2867	\$3521	\$4065	\$4716	\$7222	\$8492		

BETA | RECTANGLE



RECTANGLE

Model Number	Table Top Size	Shpg. Wght	Cyl. Base Spread	Panel Base Spread	LAMINATE TOP ASSORTED EDGES									VENEER TOP	
					GRP 1	GRP 2	GRP 3	GRP 4	GRP 5	GRP 6	GRP 7	GRP 8	GRP 9		
BE4272	42 X 72	129	2-18D	2-4"x18"	\$2786	\$2871	\$3210	\$3422	\$4058	\$4589	\$5224	\$8609	\$10506		
BE4284	42 X 84	144	2-18D	2-4"x18"	\$2915	\$3012	\$3394	\$3630	\$4345	\$4941	\$5654	\$9136	\$11043		
BE4296	42 X 96	160	2-18D	2-4"x18"	\$3047	\$3152	\$3573	\$3838	\$4632	\$5291	\$6084	\$9662	\$11580		
BE4872	48 X 72	142	2-20D	2-4"x24"	\$2877	\$2968	\$3338	\$3567	\$4259	\$4832	\$5524	\$8976	\$10881		
BE4884	48 X 84	160	2-20D	2-4"x24"	\$3142	\$3246	\$3662	\$3923	\$4705	\$5358	\$6140	\$9873	\$11908		
BE4896	48 X 96	178	2-20D	2-4"x24"	\$3280	\$3397	\$3858	\$4148	\$5014	\$5737	\$6602	\$10440	\$12487		
BE48108*	48 X 108	196	3-20D	3-4"x24"	\$3755	\$3881	\$4388	\$4704	\$5655	\$6447	\$7399	\$11842	\$14249		
BE48120*	48 X 120	214	3-20D	3-4"x24"	\$3896	\$4032	\$4584	\$4929	\$5964	\$6828	\$7861	\$12411	\$14828		
BE48144*	48 X 144	250	3-20D	3-4"x24"	\$4395	\$4555	\$5198	\$5599	\$6801	\$7803	\$9005	\$14094	\$16769		
BE48168*	48 X 168	286	3-20D	3-4"x24"	\$4862	\$5060	\$5852	\$6344	\$7828	\$9063	\$10544	\$15985	\$18697		
BE48192*	48 X 192	394	3-20D	3-4"x24"	\$8018	\$8255	\$9203	\$9795	\$11573	\$13054	\$14830	\$24636	\$30186		
BE6096	60 X 96	214	2-24D	2-4"x28"	\$3530	\$3663	\$4204	\$4542	\$5558	\$6405	\$7419	\$11444	\$13509		
BE60108*	60 X 108	237	3-24D	3-4"x28"	\$4086	\$4239	\$4852	\$5234	\$6384	\$7343	\$8490	\$13183	\$15616		
BE60120*	60 X 120	259	3-24D	3-4"x28"	\$4247	\$4412	\$5077	\$5490	\$6738	\$7776	\$9022	\$13834	\$16280		
BE60144*	60 X 144	304	3-24D	3-4"x28"	\$4933	\$5132	\$5927	\$6425	\$7916	\$9161	\$10652	\$16188	\$18960		

* Asterisk after model number indicates 2 piece tops with center seam for tables over 96" and longer

OPTIONS

Add upcharge to list price and code to model number

P2L	Two Laminate Colors	\$265		CBT	Boat table top - add to rectangle top price	add 25%	
MH	Mouse Hole Slot	\$143		STH	Special Table Height - any height other than 29"	\$371	
PBL	Panel Base Legs per base	\$95		RAD	3" Radius Corners for 3MM Edge	\$212	per table
VD	Velcro Door	\$329		CAT	Almost Rectangle table top	add 25%	
HD	Hinge Door	\$310					



BETA RACETRACK TOP
WITH CYLINDER BASES

MODEL / DESCRIPTION / LIST PRICING

BETA | RACETRACK



Model Number	Table Top Size	Shpg. Wght	Cyl. Base Spread	Panel Base Spread	LAMINATE TOP ASSORTED EDGES							VENEER TOP	
					GRP 1	GRP 2	GRP 3	GRP 4	GRP 5	GRP 6	GRP 7	GRP 8	GRP 9
BE4272RT	42 X 72	207	2-18D	2-4"x18"	\$3038	\$3144	\$3564	\$3825	\$4613	\$5269	\$6056	\$9631	\$11549
BE4284RT	42 X 84	234	2-18D	2-4"x18"	\$3168	\$3283	\$3745	\$4033	\$4899	\$5622	\$6487	\$10157	\$12086
BE4296RT	42 X 96	262	2-18D	2-4"x18"	\$3299	\$3425	\$3928	\$4242	\$5186	\$5971	\$6915	\$10685	\$12623
BE4872RT	48 X 72	220	2-20D	2-4"x24"	\$3129	\$3242	\$3691	\$3971	\$4813	\$5514	\$6357	\$9998	\$11924
BE4884RT	48 X 84	250	2-20D	2-4"x24"	\$3394	\$3519	\$4016	\$4326	\$5262	\$6040	\$6972	\$10895	\$12950
BE4896RT	48 X 96	280	2-20D	2-4"x24"	\$3608	\$3752	\$4318	\$4673	\$5735	\$6621	\$7685	\$11768	\$13841
BE48108RT*	48 X 108	310	3-20D	3-4"x24"	\$4057	\$4206	\$4812	\$5189	\$6321	\$7265	\$8397	\$13067	\$15499
BE48120RT*	48 X 120	340	3-20D	3-4"x24"	\$4197	\$4361	\$5010	\$5414	\$6630	\$7644	\$8860	\$13635	\$16079
BE48144RT*	48 X 144	400	3-20D	3-4"x24"	\$4699	\$4883	\$5622	\$6083	\$7468	\$8618	\$10002	\$15322	\$18019
BE48168RT*	48 X 168	460	3-20D	3-4"x24"	\$4862	\$5060	\$5852	\$6344	\$7828	\$9063	\$10544	\$15985	\$18697
BE48192RT**	48 X 192	520	3-20D	3-4"x24"	\$8018	\$8255	\$9203	\$9795	\$11573	\$13054	\$14830	\$24636	\$30186
BE6096RT	60 X 96	316	2-24D	2-4"x28"	\$3833	\$3992	\$4629	\$5026	\$6224	\$7222	\$8419	\$12669	\$14760
BE60108RT*	60 X 108	351	3-24D	3-4"x28"	\$4388	\$4565	\$5276	\$5718	\$7052	\$8159	\$9490	\$14409	\$16866
BE60120RT*	60 X 120	385	3-24D	3-4"x28"	\$4500	\$4685	\$5430	\$5895	\$7292	\$8457	\$9854	\$14854	\$17322
BE60144RT*	60 X 144	454	3-24D	3-4"x28"	\$5627	\$5882	\$6899	\$7535	\$9443	\$11033	\$12942	\$18997	\$21825

* Asterisk after model number indicates 2 piece tops with center seam for tables over 96" and longer



BETA BOAT TABLE TOP
WITH OPTIONAL PANEL BASE LEGS

OPTIONS

Add upcharge to list price and code to model number

P2L	Two Laminate Colors	\$265	
MH	Mouse Hole Slot	\$143	
PBL	Panel Base Legs per base	\$95	
VD	Velcro Door	\$329	
HD	Hinge Door	\$310	

CBT	Boat table top - add to rectangle top price	add 25%	
STH	Special Table Height - any height other than 29"	\$371	
RAD	3" Radius Corners for 3MM Edge	\$212	per table
CAT	Almost Rectangle table top	add 25%	



BRANDON TABLE OF CONTENTS

Brandon Cafe.....	2
Brandon Training.....	6
Brandon Conference.....	9



X-BASE CAFÉ TABLES



X-BASE BAR HEIGHT TABLES

ORDERING INFORMATION

- | | |
|----------------------------|-------------------------------|
| 1) Series Name | 6) Laminate Selection and No. |
| 2) Model Number | 7) Edge Style Code and Color |
| 3) Size | 8) Wood Species |
| 4) Quantity | 9) Wood Stain Color |
| 5) Powder Coat Frame Color | 10) Optional Items |

BRANDON CAFÉ BASE SPECIFICATIONS

Brandon X Base

Table Height	Table height is 29" to 30" depending on table top specified. Bar Height table is 42".
Column	3" round 14 gauge steel tubing welded to base and top plate.
Base	1" x 2" 14 gauge steel tubing – 22", 26", 32" or 38" X spreads.
Plate	10" x 10" square • 12" X 12" square 14" X 14" square • 24" x 24" square
Glides	Adjustable zinc rubber cushion glides
Assembly	Top plate is welded to the vertical column and the vertical column is welded to the horizontal base. No tie rod assembly. Base mounts to tabletop with ¼-20 x 1" machine screws into metal inserts in top.
Finish	Choice of standard powder coat colors – See "Color Selections" brochure.

Flip-Top Mechanism

Durable all-steel construction with a spring-loaded release handle and a safety catch to maintain flipped-up position.

TABLE TOP SPECIFICATIONS

Table Tops

Table top core is CARB Phase I & Phase II Compliant. Laminate, wood veneer and phenolic backing are glued with water based adhesives.

Ultra-Lightweight Table Tops

Ultra-lightweight tables have an exceptionally strong manufactured MDF top made from 100% recovered and recycled wood fiber with at least 25% post-industrial recycled fiber; the balance consisting of recovered waste fiber. Ultra-light tables are 18% lighter than standard tables.

FINISHES

Laminate/Veneer Selections

ERG offers over 1000 standard laminate choices from Nevamar, Wilsonart, Formica and Pionite. Wood veneer is available in transparent stain colors - custom stain matching available.


Edge Selections:

ERG offers a wide variety of table top edge materials including PVC, wood, aluminum and resin/urethane.

Special Edge Note: When ganging or butting tables together, ERG recommends using 3MM flat edge, or flat wood edge. Square tables using PVC **T-MOLD** edge will have a 2" radius on all corners.

OPTIONS

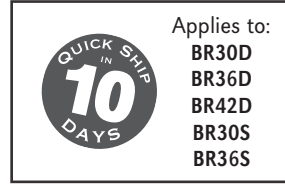
- CODE: FLIP-X - Flip Top per X-base
- CODE: FLIP-T - Flip Top for two T-legs
- CODE: CLEG - C-leg to replace T-leg
- CODE: FOLD - Lightweight Folding Leg Mechanism per table
- CODE: ASB - Anti-Sag Bar for tables under 72"
- CODE: PC - Polished Chrome Base
- CODE: RP - Painted Foot-ring for bar height
- CODE: RC - Polished Chrome Foot-ring for bar height
- CODE: STH - Special Table Height (any table height other than 29" or bar height)
- CODE: LC1 - Low Profile Casters per leg
- CODE: GD - Ganging per table
- CODE: CAS3 - 3" Mobile Casters
- CODE: ULW - Ultra Lightweight Top
- CODE: RAD - 3" Radius Corners for 3MM Edge
- CODE: FTBH – Flip top support bar for rectangular tables over 29"
(Maximum table top size 30x72)



GLIDE DETAIL



CASTER DETAIL



MODEL / DESCRIPTION / LIST PRICING

BRANDON | CAFÉ | ROUND



Model Number	Table Top Size	Shpg. Wght.	Base Spread	LAMINATE TOP ASSORTED EDGES							VENEER TOP	
				GRP 1	GRP 2	GRP 3	GRP 4	GRP 5	GRP 6	GRP 7	GRP 8	GRP 9
BR24D	24" Dia.	32	22"- X	\$575	\$587	\$669	\$737	\$878	\$995	\$1135	\$1536	\$1724
BR30D	30" Dia.	43	26"- X	\$658	\$674	\$782	\$876	\$1061	\$1215	\$1399	\$1808	\$1978
BR36D	36" Dia.	53	32"- X	\$782	\$799	\$931	\$1043	\$1266	\$1453	\$1677	\$2151	\$2346
BR42D	42" Dia.	72	32"- X	\$922	\$946	\$1116	\$1262	\$1554	\$1798	\$2088	\$2591	\$2769
BR48D	48" Dia.	86	38"- X	\$1061	\$1090	\$1295	\$1473	\$1825	\$2118	\$2472	\$3015	\$3185

BRANDON | CAFÉ | SQUARE



Model Number	Table Top Size	Shpg. Wght.	Base Spread	LAMINATE TOP ASSORTED EDGES							VENEER TOP	
				GRP 1	GRP 2	GRP 3	GRP 4	GRP 5	GRP 6	GRP 7	GRP 8	GRP 9
BR24S	24" Sq.	40	22"- X	\$544	\$557	\$639	\$714	\$858	\$979	\$1124	\$1478	\$1633
BR2430S	24x30 Sq.	49	22"- X	\$586	\$601	\$699	\$783	\$951	\$1094	\$1263	\$1616	\$1757
BR30S	30" Sq.	54	26"- X	\$622	\$635	\$743	\$838	\$1020	\$1175	\$1360	\$1722	\$1862
BR36S	36" Sq.	67	32"- X	\$786	\$806	\$942	\$1055	\$1286	\$1479	\$1708	\$2178	\$2363
BR42S	42" Sq.	90	38"- X	\$965	\$988	\$1158	\$1303	\$1596	\$1838	\$2129	\$2683	\$2892

BRANDON | CAFÉ | RECTANGLE



Model Number	Table Top Size	Shpg. Wght.	Base Spread	LAMINATE TOP ASSORTED EDGES							VENEER TOP	
				GRP 1	GRP 2	GRP 3	GRP 4	GRP 5	GRP 6	GRP 7	GRP 8	GRP 9
BR2448	24x48 Sq.	70	2-22"- T	\$680	\$697	\$824	\$936	\$1154	\$1335	\$1552	\$1917	\$2042
BR2460	24x60 Sq.	79	2-22"- T	\$723	\$743	\$886	\$1008	\$1252	\$1454	\$1699	\$2062	\$2172
BR3048	30x48 Sq.	79	2-22"- T	\$728	\$749	\$891	\$1015	\$1262	\$1469	\$1716	\$2079	\$2186
BR3060	30x60 Sq.	90	2-22"- T	\$780	\$803	\$966	\$1105	\$1383	\$1615	\$1892	\$2252	\$2344

Note: FTBH option is required with STH option when ordering rectangle flip-top tables over 29" table height.

OPTIONS

Add upcharge to list price and code to model number

FLIP-X	Flip-Top per X-base (up to 42" top maximum)	\$133	
FLIP-T	Flip-Top for two T-legs	\$379	
CLEG	C-legs to replace T-legs (per leg)	\$119	
FOLD	Lightweight Folding Leg Mechanism per table	\$316	
PC	Polished Chrome for T-Leg	\$95	per base
PC	Polished Chrome for 22"-X Base spread	\$74	
PC	Polished Chrome for 26"-X Base spread	\$101	
PC	Polished Chrome for 32"-X Base spread	\$133	
PC	Polished Chrome for 38"-X Base spread	\$143	

STH	Special Table Height (other than 29")	\$159	per base
CAS3	3" Mobile Casters	\$27	ea.
LC1	Low Profile Casters per leg	\$143	
GD	Ganging per table	\$101	
ASB	Anti-Sag Bar for tables under 72"	\$85	
ULW	Ultra Lightweight Top	\$201	
RAD	3" Radius Corners for 3MM Edge	\$212	per table
FTBH	All T-Leg tables with flip top over 29" height	\$318	

Note: Flip-Top option not available on C-Leg.



MODEL / DESCRIPTION / LIST PRICING

BRANDON | BAR HEIGHT



Model Number	Table Top Size	Shpg. Wght.	Base Spread	LAMINATE TOP ASSORTED EDGES							VENEER TOP	
				GRP 1	GRP 2	GRP 3	GRP 4	GRP 5	GRP 6	GRP 7	GRP 8	GRP 9
BRH24D	24" Dia.	40	22"- X	\$820	\$831	\$914	\$983	\$1122	\$1238	\$1379	\$2075	\$2452
BRH30D	30" Dia.	94	26"- X	\$880	\$897	\$1004	\$1097	\$1282	\$1436	\$1620	\$2296	\$2640
BRH36D	36" Dia.	63	32"- X	\$1004	\$1021	\$1154	\$1265	\$1488	\$1675	\$1898	\$2642	\$3006
BRH36S	36" Sq.	67	32"- X	\$1042	\$1063	\$1196	\$1313	\$1544	\$1735	\$1965	\$2739	\$3123

OPTIONS

Add upcharge to list price and code to model number

FLIP-X	Flip-Top per X-base (up to 42" top maximum)	\$133	
FLIP-T	Flip-Top for two T-legs	\$379	
CLEG	C-legs to replace T-legs (per leg)	\$119	
PC	Polished Chrome for 22"-XHI Base spread	\$101	
PC	Polished Chrome for 26"-XHI Base spread	\$127	
PC	Polished Chrome for 32"-XHI Base spread	\$159	
STH	Special Table Height (other than 29")	\$159	per base

RP	Painted Foot-ring for Bar Height	\$117	
RC	Polished Chrome Foot-ring for Bar Height	\$148	
CAS3	3" Mobile Casters	\$27	ea.
LC1	Low Profile Casters per leg	\$143	
GD	Ganging per table	\$101	
ULW	Ultra Lightweight Top	\$201	
RAD	3" Radius Corners for 3MM Edge	\$212	per table



ORDERING INFORMATION

- 1) Series Name
- 2) Model Number
- 3) Size
- 4) Quantity
- 5) Powder Coat Frame Color
- 6) Laminate Selection and No.
- 7) Edge Style Code and Color
- 8) Wood Species
- 9) Wood Stain Color
- 10) Optional Items

BRANDON CAFÉ BASE SPECIFICATIONS

Brandon 5-Column X Base

- Table Height** Table height is 29" to 30" depending on table top specified.
- Center Column** 3" round 14 gauge steel tubing.
- Outside Columns** 2" round 14 gauge steel tubing.
- Base** 2" 14 gauge round steel tubing – 36" base spread.
- Plate** 24" x 24" square
- Glides** Adjustable zinc rubber cushion glides
- Assembly** Top plate is welded to the vertical columns and the vertical columns are welded to the horizontal base. No tie rod assembly. Base mounts to tabletop with ¼-20 x 1" machine screws into metal inserts in top.
- Finish** Choice of standard powder coat colors – See "Color Selections" brochure.

FINISHES

Laminate/Veneer Selections

ERG offers over 1000 standard laminate choices from Nevamar, Wilsonart, Formica and Pionite. Wood veneer is available in transparent stain colors - custom stain matching available.

Edge Selections:

ERG offers a wide variety of table top edge materials including PVC, wood, aluminum and resin/urethane. Special Edge Note: When ganging or butting tables together, ERG recommends using 3MM flat edge or flat wood edge. Square tables using PVC **T-MOLD** edge will have a 2" radius on all corners.

OPTIONS

- CODE: PC - Polished Chrome Base
- CODE: STH - Special Table Height (any table height other than 29")
- CODE: ULW - Ultra Lightweight Top
- CODE: RAD - 3" Radius Corners for 3MM Edge

TABLE TOP SPECIFICATIONS

Table Tops

Table top core is CARB Phase I & Phase II Compliant. Laminate, wood veneer and phenolic backing are glued with water based adhesives.

BRANDON | 5 COLUMN | ROUND



Model Number	Table Top Size	Shpg. Wght.	Base Spread	LAMINATE TOP ASSORTED EDGES							VENEER TOP	
				GRP 1	GRP 2	GRP 3	GRP 4	GRP 5	GRP 6	GRP 7	GRP 8	GRP 9
BR54D	54" Dia.	101	36"-5COL	\$1465	\$1502	\$1745	\$1955	\$2375	\$2725	\$3145	\$4035	\$4400
BR60D	60" Dia.	118	36"-5COL	\$1575	\$1616	\$1897	\$2141	\$2626	\$3030	\$3518	\$4404	\$4730

BRANDON | 5 COLUMN | SQUARE




Model Number	Table Top Size	Shpg. Wght.	Base Spread	LAMINATE TOP ASSORTED EDGES							VENEER TOP	
				GRP 1	GRP 2	GRP 3	GRP 4	GRP 5	GRP 6	GRP 7	GRP 8	GRP 9
BR48S	48" Sq.	107	36"-5COL	\$1430	\$1464	\$1702	\$1907	\$2314	\$2657	\$3064	\$3938	\$4293
BR54S	54" Sq.	126	36"-5COL	\$1487	\$1526	\$1804	\$2043	\$2520	\$2918	\$3396	\$4194	\$4467
BR60S	60" Sq.	148	36"-5COL	\$1670	\$1716	\$2037	\$2311	\$2863	\$3323	\$3876	\$4737	\$5014

OPTIONS

Add upcharge to list price and code to model number

PC	Polished Chrome for 5-column base	\$223	
STH	Special Table Height (other than 29")	\$212	per base

ULW	Ultra Lightweight Top	\$201	
RAD	3" Radius Corners for 3MM Edge	\$212	per table



ORDERING INFORMATION

- | | |
|----------------------------|-------------------------------|
| 1) Series Name | 6) Laminate Selection and No. |
| 2) Model Number | 7) Edge Style Code and Color |
| 3) Size | 8) Wood Species |
| 4) Quantity | 9) Wood Stain Color |
| 5) Powder Coat Frame Color | 10) Optional Items |

BRANDON TRAINING BASE SPECIFICATIONS

Brandon T Base

Table Height	Table height is 29" to 30" depending on table top specified.
Column	2" round 14 gauge
Base	2" round 14 gauge – 16", 22" and 26" spreads
Plates	6" x 8" or 8" x 8" square 12-gauge stamped steel 5" x 5" 12-gauge stamped steel (Flip-Top or Folding)
Glides	Adjustable zinc rubber cushion steel glides
Assembly	Top plate is welded to the vertical column and the vertical column is welded to the horizontal base plate. No tie rod assembly. Base mounts to tabletop with ¼-20 x 1" machine screws into metal inserts in top. Stretcher steel bars are used on tops 72" and longer.
Finish	Choice of standard powder coat colors – See "Color Selections" brochure

Flip-Top Mechanism

Aluminum die-cast top plate and aluminum housing with single handle cable release.

Folding Mechanism

Nylon injection molded housing, cast aluminum pivot and metal locking slider. Rigid, taper locking design is activated by single lever that also locks in folded position.

TABLE TOP SPECIFICATIONS

Table Tops

Table top core is CARB Phase I & Phase II Compliant. Laminate, wood veneer and phenolic backing are glued with water based adhesives.

Ultra-Lightweight Table Tops

Ultra-lightweight tables have an exceptionally strong manufactured MDF top made from 100% recovered and recycled wood fiber with at least 25% post-industrial recycled fiber; the balance consisting of recovered waste fiber. Ultra-light tables are 18% lighter than standard tables.

FINISHES

Laminate/Veneer Selections

ERG offers over 1000 standard laminate choices from Nevamar, Wilsonart, Formica and Pionite. Wood veneer is available in transparent stain colors - custom stain matching available.

Edge Selections:

ERG offers a wide variety of table top edge materials including PVC, wood, resin and laminate.

Special Edge Note: When ganging or butting tables together, ERG recommends using 3MM flat edge or flat wood edge. Square tables using PVC **T-MOLD** edge will have a 2" radius on all corners.


Note: When ordering modesty panel, table and panel must have 3MM edge.

OPTIONS

- CODE: FLIPT - Flip-Top for two T-legs
- CODE: CLEG - C-leg to replace T-leg
- CODE: ASB - Anti-Sag Bar for tables under 72"
- CODE: FOLD - Lightweight Folding Leg Mechanism per table
- CODE: PC - Polished Chrome leg
- CODE: STH - Special Table Height (any table height other than 29")
- CODE: ULW - Ultra-lightweight table top
- CODE: CAS3 - 3" Mobile Casters
- CODE: LC1 - Low Profile Casters per leg
- CODE: GD - Ganging per table
- TABLE ACCESSORIES – Modesty Panels, Bridges, Grommets, Wire Management, Power & Communication Options, Table Dollies – See accessories online under the 'Products' tab.
- CODE: RAD - 3" Radius Corners for 3MM Edge
- CODE: FTBH – Flip top support bar for rectangular tables over 29"
(Maximum table top size 30x72)



FLIP-TOP DETAIL



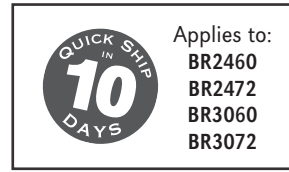
GLIDE DETAIL



CASTER DETAIL



LOW PROFILE CASTER DETAIL



MODEL / DESCRIPTION / LIST PRICING

BRANDON | RECTANGLE

RECTANGLE

Model Number	Table Top Size	Shpg. Wght.	Base Spread	LAMINATE TOP ASSORTED EDGES								VENEER TOP	
				GRP 1	GRP 2	GRP 3	GRP 4	GRP 5	GRP 6	GRP 7	GRP 8	GRP 9	
BR1836	18 X 36	54	2-16"- T	\$579	\$591	\$684	\$761	\$920	\$1050	\$1209	\$1577	\$1736	
BR1848	18 X 48	61	2-16"- T	\$612	\$627	\$731	\$820	\$998	\$1145	\$1324	\$1693	\$1839	
BR1860	18 X 60	68	2-16"- T	\$648	\$663	\$778	\$878	\$1075	\$1240	\$1440	\$1804	\$1941	
BR1872	18 X 72	75	2-16"- T	\$793	\$810	\$938	\$1047	\$1265	\$1447	\$1666	\$2164	\$2375	
BR1884	18 X 84	81	2-16"- T	\$847	\$869	\$1015	\$1141	\$1393	\$1604	\$1857	\$2353	\$2545	
BR1896	18 X 96	88	2-16"- T	\$910	\$932	\$1092	\$1227	\$1500	\$1728	\$1999	\$2527	\$2732	
BR2436	24 X 36	61	2-22"- T	\$636	\$654	\$765	\$862	\$1052	\$1213	\$1407	\$1773	\$1913	
BR2448	24 X 48	70	2-22"- T	\$680	\$697	\$824	\$936	\$1154	\$1335	\$1552	\$1917	\$2042	
BR2460	24 X 60	79	2-22"- T	\$723	\$743	\$886	\$1008	\$1252	\$1454	\$1699	\$2062	\$2172	
BR2472	24 X 72	88	2-22"- T	\$877	\$900	\$1058	\$1192	\$1462	\$1686	\$1956	\$2451	\$2632	
BR2484	24 X 84	97	2-22"- T	\$943	\$968	\$1147	\$1303	\$1610	\$1868	\$2178	\$2670	\$2831	
BR2496	24 X 96	106	2-22"- T	\$1013	\$1041	\$1236	\$1405	\$1739	\$2017	\$2352	\$2876	\$3041	
BR3036	30 X 36	68	2-22"- T	\$676	\$694	\$820	\$926	\$1142	\$1324	\$1537	\$1903	\$2030	
BR3048	30 X 48	79	2-22"- T	\$728	\$749	\$891	\$1015	\$1262	\$1469	\$1716	\$2079	\$2186	
BR3060	30 X 60	90	2-22"- T	\$780	\$803	\$966	\$1105	\$1383	\$1615	\$1892	\$2252	\$2344	
BR3072	30 X 72	102	2-22"- T	\$943	\$969	\$1148	\$1304	\$1614	\$1870	\$2180	\$2671	\$2832	
BR3084	30 X 84	113	2-22"- T	\$1016	\$1047	\$1254	\$1430	\$1785	\$2079	\$2432	\$2921	\$3057	
BR3096	30 X 96	124	2-22"- T	\$1097	\$1130	\$1353	\$1547	\$1931	\$2251	\$2638	\$3156	\$3298	
BR3648	36 X 48	88	2-26"- T	\$786	\$810	\$974	\$1116	\$1398	\$1633	\$1916	\$2276	\$2366	
BR3660	36 X 60	102	2-26"- T	\$847	\$875	\$1062	\$1220	\$1538	\$1803	\$2123	\$2481	\$2549	
BR3672	36 X 72	115	2-26"- T	\$1020	\$1049	\$1257	\$1433	\$1790	\$2086	\$2441	\$2932	\$3064	
BR3684	36 X 84	129	2-26"- T	\$1105	\$1136	\$1374	\$1575	\$1982	\$2321	\$2724	\$3210	\$3317	
BR3696	36 X 96	142	2-26"- T	\$1192	\$1229	\$1487	\$1707	\$2149	\$2518	\$2960	\$3476	\$3585	

Note: FTBH option is required with STH option when ordering rectangle flip-top tables over 29" table height.

OPTIONS

Add upcharge to list price and code to model number

FLIP-T	Flip-Top for two T-legs	\$379	
FOLD	Lightweight Folding Leg Mechanism per table	\$316	
CLEG	C-legs to replace T-legs	\$119	per leg
PC	Polished Chrome	\$95	per leg
STH	Special Table Height (other than 29")	\$159	per leg
CAS3	3" Mobile Casters (2 Casters per T-leg)	\$27 ea.	ea.
LC1	Low Profile Casters	\$143	per leg

GD	Ganging per table	\$101	
ULW	Ultra-lightweight table top	\$201	
ASB	Anti-Sag Bar for tables under 72"	\$85	
RAD	3" Radius Corners for 3MM Edge	\$212	per table
FTBH	All T-Leg tables with flip top over 29" height	\$318	

Note: Flip-Top option not available on C-Leg.

MODEL / DESCRIPTION / LIST PRICING

BRANDON | TRAPEZOID

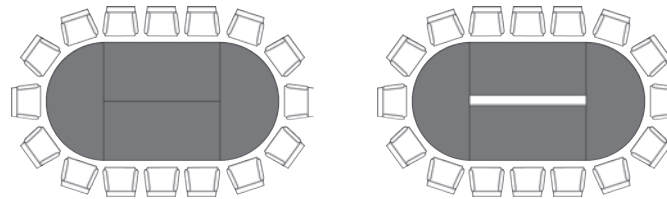


Model Number	Table Top Size	Shpg. Wght.	Base Spread	LAMINATE TOP ASSORTED EDGES								VENEER TOP	
				GRP 1	GRP 2	GRP 3	GRP 4	GRP 5	GRP 6	GRP 7	GRP 8	GRP 9	
BT2448	24 x 48	70	2-22"- T	\$832	\$900	\$1067	\$1171	\$1487	\$1748	\$2063	\$2422	\$2502	
BT2460	24 x 60	79	2-22"- T	\$937	\$1007	\$1173	\$1279	\$1591	\$1851	\$2166	\$2651	\$2815	
BT3060	30 x 60	90	2-22"- T	\$981	\$1058	\$1238	\$1353	\$1695	\$1979	\$2322	\$2805	\$2954	
BT3672	36 x 72	115	2-26"- T	\$1155	\$1251	\$1492	\$1643	\$2100	\$2478	\$2933	\$3393	\$3471	

BRANDON | SECTIONAL | HALF ROUND



Model Number	Table Top Size	Shpg. Wght.	Base Spread	LAMINATE TOP ASSORTED EDGES								VENEER TOP	
				GRP 1	GRP 2	GRP 3	GRP 4	GRP 5	GRP 6	GRP 7	GRP 8	GRP 9	
BHR2448	24 X 48	70	2-16"- T	\$986	\$1036	\$1233	\$1355	\$1724	\$2031	\$2400	\$2797	\$2879	
BHR3060	30 X 60	90	2-22"- T	\$1105	\$1162	\$1397	\$1544	\$1982	\$2347	\$2786	\$3177	\$3221	
BHR3672	36 X 72	115	2-22"- T	\$1339	\$1413	\$1713	\$1901	\$2462	\$2931	\$3491	\$3907	\$3996	



SAMPLE CONFIGURATIONS

Note: FTBH option is required with STH option when ordering rectangle flip-top tables over 29" table height.

OPTIONS

Add upcharge to list price and code to model number

FLIP-T	Flip-Top for two T-legs	\$379	
FOLD	Lightweight Folding Leg Mechanism per table	\$316	
CLEG	C-legs to replace T-legs	\$119	per leg
PC	Polished Chrome	\$95	per leg
STH	Special Table Height (other than 29")	\$159	per leg
CAS3	3" Mobile Casters (2 Casters per T-leg)	\$27	ea.

LC1	Low Profile Casters	\$143	per leg
GD	Ganging per table	\$101	
ULW	Ultra-lightweight table top	\$201	
ASB	Anti-Sag Bar for tables under 72"	\$85	
FTBH	All T-Leg tables with flip top over 29" height	\$318	

Note: Flip-Top option on C-Leg not available.



RECTANGLE
CONFERENCE TABLE

ORDER INFORMATION

- | | |
|----------------------------|-------------------------------|
| 1) Series Name | 6) Laminate Selection and No. |
| 2) Model Number | 7) Edge Style Code and Color |
| 3) Size | 8) Wood Species |
| 4) Quantity | 9) Wood Stain Color |
| 5) Powder Coat Frame Color | 10) Optional Items |

BRANDON CONFERENCE SPECIFICATIONS

Conference Base

Table Height	Table height is 29" to 30" depending on table top specified.
Column	2" round 14 gauge
Base	2" round 14 gauge – 36" spread
Plate	12 gauge stamped steel
Glides	Adjustable zinc rubber cushion steel glides
Assembly	Top plate is welded to the vertical column and the vertical column is welded to the horizontal base plate. No tie rod assembly. Base mounts to tabletop with ¼-20 x 1" machine screws into metal inserts in top. Stretcher steel bars are used on tops over 66" long.
Finish	Choice of standard powder coat colors – See "Color Selections" brochure

Table Tops

Table top core is CARB Phase I & Phase II Compliant. Laminate, wood veneer and phenolic backing are glued with water based adhesives.

Edge Selections

ERG offers a wide variety of table top edge materials including PVC, wood and laminate.

FINISHES

Table Bases and Legs

Finished in your choice of standard powder coat colors. Finishes listed at beginning of price list. For colors refer to "Color Selections" brochure. For actual color samples, please call Customer Service.

Laminate/Veneer Selections

ERG offers over 1000 standard laminate choices from Nevamar, Wilsonart, Formica and Pionite. Wood veneer is available in transparent stain colors - custom stain matching available.

OPTIONS

- CODE: PC - Polished Chrome Base
- CODE: STH - Special Table Height (any table height other than 29")
- CODE: GD - Ganging per table
- CODE: CRT - Racetrack table top
- CODE: COT - Oval table top
- CODE: CBT - Boat table top
- CODE: CAT - Almost Rectangle Table Top
- TABLE ACCESSORIES – Modesty Panels, Bridges, Grommets, Wire Management, Power & Communication Options, Table Dollies – See accessories online under the 'Products' tab
- CODE: RAD - 3" Radius Corners for 3MM Edge

Note: When ordering modesty panel, table and panel must have 3MM edge.

MODEL / DESCRIPTION / LIST PRICING

BRANDON | CONFERENCE | RECTANGLE

	Model Number	Table Top Size	Shpg. Wght.	Base Spread	LAMINATE TOP ASSORTED EDGES							VENEER TOP	
					GRP 1	GRP 2	GRP 3	GRP 4	GRP 5	GRP 6	GRP 7	GRP 8	GRP 9
RECTANGLE	BC4272	42 X 72	129	2-36TT	\$1854	\$1905	\$2253	\$2554	\$3153	\$3654	\$4253	\$5240	\$5570
	BC4284	42 X 84	144	2-36TT	\$1953	\$2007	\$2379	\$2701	\$3342	\$3878	\$4518	\$5536	\$5864
	BC4296	42 X 96	160	2-36TT	\$2021	\$2079	\$2479	\$2819	\$3503	\$4074	\$4758	\$5771	\$6076
	BC4872	48 X 72	142	2-36TT	\$1913	\$1965	\$2334	\$2652	\$3284	\$3815	\$4448	\$5432	\$5744
	BC4884	48 X 84	160	2-36TT	\$2185	\$2242	\$2641	\$2981	\$3662	\$4229	\$4913	\$6126	\$6561
	BC4896	48 X 96	178	2-36TT	\$2264	\$2325	\$2750	\$3115	\$3845	\$4453	\$5182	\$6391	\$6801
	BC48108*	48 X 108	196	3-36TT	\$2455	\$2519	\$2972	\$3361	\$4137	\$4784	\$5560	\$6902	\$7371
	BC48120*	48 X 120	214	3-36TT	\$2533	\$2602	\$3083	\$3495	\$4319	\$5005	\$5830	\$7165	\$7610
	BC48144*	48 X 144	250	3-36TT	\$3081	\$3156	\$3693	\$4153	\$5072	\$5837	\$6757	\$8553	\$9246
	BC6096	60 X 96	214	2-36TT	\$2638	\$2706	\$3185	\$3594	\$4414	\$5097	\$5918	\$7388	\$7920
	BC60108*	60 X 108	237	3-36TT	\$2790	\$2863	\$3375	\$3814	\$4694	\$5425	\$6303	\$7837	\$8378
	BC60120*	60 X 120	259	3-36TT	\$2969	\$3049	\$3594	\$4064	\$5000	\$5779	\$6717	\$8346	\$8921
	BC60144*	60 X 144	304	3-36TT	\$3692	\$3780	\$4393	\$4920	\$5972	\$6850	\$7904	\$10159	\$11079

* Asterisk after model number indicates 2 piece tops with center seam for tables over 96" and longer



RACETRACK
TABLE TOP OPTION

OPTIONS

Add upcharge to list price and code to model number

PC	Polished Chrome Base - rectangle tops	\$337	
GD	Ganging per table	\$107	
CRT	Racetrack table top - add to rectangle top price	add 20%	
COT	Oval table top - add to rectangle top price	add 20%	

CBT	Boat table top - add to rectangle top price	add 25%	
STH	Special Table Height - any height other than 29"	\$393	
RAD	3" Radius Corners for 3MM Edge	\$225	per table
CAT	Almost Rectangle table top	add 25%	

BRANDON SILVER

The Brandon Silver line offers the same quality as our Brandon tables at an even more affordable price point.



X-BASE CAFÉ TABLE



T-LEG TRAINING TABLE



T-LEG FLIP-TOP TABLE WITH CASTERS

ORDERING INFORMATION

- 1) Series Name
- 2) Model Number
- 3) Size
- 4) Quantity
- 5) Laminate Selection and No.
- 6) Edge Style Code and Color
- 7) Optional Items

BRANDON CAFÉ BASE SPECIFICATIONS

Brandon Silver Base

Table Height	Table height is 29" to 30" depending on table top specified. Bar Height table is 42".
Column	X-Base: 3" dia. round 14 gauge steel tubing. T-Leg: 2" dia. round 14 gauge steel tubing. Columns are fully welded to base and top plate.
X-Base	2" dia. 14 gauge round steel tubing – 22", 26" or 32" X-spreads.
T-Leg	2" dia. 14 gauge round steel tubing – 16", 22" or 26" T-spreads.
Plate	10" x 10" square • 12" X 12" square 14" X 14" square • 6" x 8" rectangle
Glides	Adjustable zinc rubber cushion glides
Assembly	Top plate is welded to the vertical column and the vertical column is welded to the horizontal base. No tie rod assembly. Base mounts to tabletop with ¼-20 x 1" machine screws into metal inserts in top.

Flip-Top Mechanism

Durable all-steel construction with a spring-loaded release handle and a safety catch to maintain flipped-up position.

TABLE TOP SPECIFICATIONS

Table Tops

Table top core is CARB Phase I & Phase II Compliant. Laminate, wood veneer and phenolic backing are glued with water based adhesives.

FINISHES

Table Leg Finish

Brandon Silver table legs are standard in Silver (Brushed Aluminum) powder coat finish only.

Laminate/Veneer Selections


ERG offers over 1000 standard laminate choices from Nevamar, Wilsonart, Formica and Pionite. Wood veneer is available in transparent stain colors - custom stain matching available.

Edge Selections:

ERG offers a wide variety of table top edge materials including PVC, wood, aluminum and resin/urethane. Special Edge Note: When ganging or butting tables together, ERG recommends using 3MM flat edge, or flat wood edge. Square tables using PVC **T-MOLD** edge will have a 2" radius on all corners.

OPTIONS

- CODE: FLIP-X - Flip Top per X-base
- CODE: ASB - Anti-Sag Bar for tables under 72"
- CODE: GD - Ganging per table
- CODE: CAS3 - 3" Black Casters



GLIDE DETAIL



CASTER DETAIL

NOTE: Silver = Brushed Aluminum Powder Coat



MODEL / DESCRIPTION / LIST PRICING

BRANDON | CAFÉ | ROUND



Model Number	Table Top Size	Shpg. Wght.	Base Spread	LAMINATE TOP ASSORTED EDGES		
				GRP 1	GRP 2	GRP 3
BRS30D	30" Dia.	43	26"- X	\$553	\$567	\$666
BRS36D	36" Dia.	53	32"- X	\$633	\$650	\$771
BRS42D	42" Dia.	72	32"- X	\$793	\$816	\$970

BRANDON | CAFÉ | SQUARE



Model Number	Table Top Size	Shpg. Wght.	Base Spread	LAMINATE TOP ASSORTED EDGES		
				GRP 1	GRP 2	GRP 3
BRS30S	30" Sq.	54	26"- X	\$558	\$573	\$672
BRS36S	36" Sq.	67	32"- X	\$654	\$671	\$792

BRANDON | BAR HEIGHT | ROUND



Model Number	Table Top Size	Shpg. Wght.	Base Spread	LAMINATE TOP ASSORTED EDGES		
				GRP 1	GRP 2	GRP 3
BRSH24D	24" Dia.	40	22"- X	\$653	\$662	\$737
BRSH30D	30" Dia.	52	26"- X	\$706	\$720	\$819

NOTE: Brandon Silver is limited to the above sizes/edges only. For other sizes/edges, see the Brandon Tables pricing.

OPTIONS

Add upcharge to list price and code to model number

FLIP-X	Flip-Top per X-base (up to 42" top maximum)	\$133	
CAS3	3" Black Casters	\$27	ea.

GD	Ganging per table	\$101	
----	-------------------	-------	--



MODEL / DESCRIPTION / LIST PRICING

BRANDON | RECTANGLE

RECTANGLE	Model Number	Table Top Size	Shpg. Wght.	Base Spread	LAMINATE TOP ASSORTED EDGES		
					GRP 1	GRP 2	GRP 3
	BRS1860	18 X 60	68	2-16"- T	\$517	\$531	\$632
	BRS1872	18 X 72	75	2-16"- T	\$546	\$563	\$673
	BRS2460	24 X 60	79	2-22"- T	\$584	\$601	\$726
	BRS2472	24 X 72	88	2-22"- T	\$694	\$714	\$852
	BRS3060	30 X 60	90	2-22"- T	\$633	\$654	\$795
	BRS3072	30 X 72	102	2-22"- T	\$751	\$774	\$932
	BRS3660	36 X 60	102	2-26"- T	\$693	\$716	\$878
	BRS3672	36 X 72	115	2-26"- T	\$819	\$844	\$1026

BRANDON | RECTANGLE | LIST PRICING FLIP-TOP & CASTERS INCLUDED

RECTANGLE	Model Number	Table Top Size	Shpg. Wght.	Base Spread	LAMINATE TOP ASSORTED EDGES		
					GRP 1	GRP 2	GRP 3
	BRS1860FC	18 X 60	68	2-16"- T	\$1004	\$1018	\$1119
	BRS1872FC	18 X 72	75	2-16"- T	\$1033	\$1050	\$1160
	BRS2460FC	24 X 60	79	2-22"- T	\$1071	\$1088	\$1213
	BRS2472FC	24 X 72	88	2-22"- T	\$1181	\$1201	\$1339
	BRS3060FC	30 X 60	90	2-22"- T	\$1120	\$1141	\$1282
	BRS3072FC	30 X 72	102	2-22"- T	\$1238	\$1261	\$1419
	BRS3660FC	36 X 60	102	2-26"- T	\$1180	\$1203	\$1365
	BRS3672FC	36 X 72	115	2-26"- T	\$1306	\$1331	\$1513

NOTE: Brandon Silver is limited to the above sizes/edges only. For other sizes/edges, see the Brandon Tables pricing.

OPTIONS

Add upcharge to list price and code to model number

GD	Ganging per table	\$101	
CAS3	3" Black Casters	\$27	ea.

ASB	Anti-Sag Bar for tables under 72"	\$85	
-----	-----------------------------------	------	--



BRIGHTON TABLE OF CONTENTS

Brighton Specifications	2
Brighton Options	3
Brighton Steps Pricing	4
Brighton Modular Pricing	6
Brighton Backless Modular Pricing	9
Brighton Lounge Pricing	10
Brighton Upholstered Table Pricing	11
Brighton Arms Pricing	12
Brighton Steps Dimensions	13
Brighton Jr. Pricing	14
Brighton Configuration Layouts	16
Brighton Fabric Placement	17

BRIGHTON STEPS • BRIGHTON MODULAR • BRIGHTON LOUNGE

Brighton is an inspiring collection offering modular lounge in both conventional and non-traditional environments. The emphasis is on meeting spaces at all levels, with a more relaxed and inviting platform. Functional power options can be specified for added convenience. Gathering together with Brighton will create a natural, comfortable and simple space for collaboration.



ORDERING INFORMATION

To Order Please Specify:

- 1) Series Name
- 2) Model Number
- 3) Quantity
- 4) Fabric Grade and Number
- 5) Optional Items
- 6) Laminate Step Choice
- 7) Optional Flat Back (Step Units)

BRIGHTON GENERAL SPECIFICATIONS

Frame

- Multi-ply hardwood
- Tongue and groove construction nailed and glued

Seat/Foam

- No-sag springs with interlocking helicoil springs for additional seat and low back support
- High resiliency foam construction throughout
- All foam bonded to frame

CURVED
BACK IS
STANDARD
ON ALL
BRIGHTON
UNITS

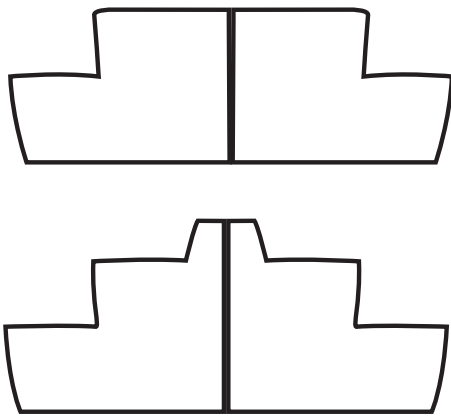


SOFT SEATING	WEIGHT LIMIT
1 Seat	500 lbs.
2 Seat	1000 lbs.
3 Seat	1500 lbs.

OPTIONS

- CODE: FR - CAL 133 (TB 133) Fire Retardant
- CODE: MB - Moisture Barrier
- CODE: MB2S - Moisture Barrier (2 step units)
- CODE: MB3S - Moisture Barrier (3 step units)
- CODE: 2FO - Two Fabric Option
- CODE: 3FO - Three Fabric Option
- CODE: FGD - Flat Ganging Device (Necessary when ganging two or more modules together)
- CODE: TAB(-) - Non-Removable Swivel Tablet (shape A, B or C, left or right arm)
- CODE: TABR1(-) - Removable Swivel Tablet (laminated shape A, B or C specify left or right arm)
- CODE: TABR2(-) - Removable Swivel Tablet (laminated shape A, B or C with opening for tablet on both arms)
- CODE: TABF(-) - Fixed Post Tablet (laminated shape A, B or C, armless)
- CODE: TABFB(-) - Fixed Laminated Tablet - between two modular units (blade post, specify tablet shape A, B or C)
- CODE: SST - Solid Surface Tablet Arm
- CODE: BFS - Laminated Full Step Top (not available on top step of 3)
- CODE: BFB - Flat Back On Steps Units (for back-to-back application)
- CODE: LAM5 - Non-standard laminate for 5 or less tablets see options for upcharge
- CODE: SS5 - Non-standard Solid Surface top for 5 or less tablets

OPTIONAL FLAT BACK ON STEPS



THIS OPTION HIGHLY RECOMMENDED FOR BACK TO BACK APPLICATIONS



.75" LAMINATE FULL STEP TOP ON STRAIGHT UNITS ONLY

NOTE: LAMINATE TOP NOT AVAILABLE ON TOP STEP OF THREE-STEP UNIT

DIMENSIONS	Straight 2 Step	30° Curved 2 Step	Corner 2 Step
Step 1 Depth:	13"	13"	13"
Step 2 Depth:	21"	21"	21"
Step 1 Height:	14"	14"	14"
Step 2 Height:	24"	24"	24"
Overall Depth:	34"	34"/37"	36"
Overall Width:	44"	62"	36"
Overall Height:	24"	24"	24"
Qty./Wt.:	1 ea./90 lbs.	1 ea./110 lbs.	1 ea./78 lbs.




2 STEP STRAIGHT
TWO FABRIC OPTION



2 STEP CORNER


MODEL / DESCRIPTION / LIST PRICING



7371 Straight 2 Step Unit

COM Yardage: Total: 6.5 Yds. / Steps: 4.5 Yds. / Sides: 2 Yds.

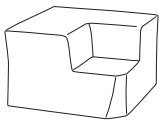
COM	GR1	GR2	GR3	GR4	GR5	GR6	GR7	GR8	GR9	GR10	LEA
\$2114	\$2423	\$2538	\$2663	\$2835	\$2961	\$3087	\$3213	\$3338	\$3464	\$3590	\$3721



7373 Curved 2 Step Unit

COM Yardage: Total: 8 Yds. / Steps: 6 Yds. / Sides: 2 Yds.

COM	GR1	GR2	GR3	GR4	GR5	GR6	GR7	GR8	GR9	GR10	LEA
\$2325	\$2634	\$2749	\$2875	\$3046	\$3172	\$3298	\$3424	\$3550	\$3675	\$3801	\$3933



7375 Corner 2 Step Unit

COM Yardage: Total: 8 Yds. / Steps: 6 Yds. / Sides: 2 Yds.

COM	GR1	GR2	GR3	GR4	GR5	GR6	GR7	GR8	GR9	GR10	LEA
\$3245	\$3535	\$3635	\$3745	\$3895	\$4005	\$4115	\$4225	\$4335	\$4445	\$4555	\$4670

NOTE: .75" LAMINATE FULL STEP TOP ON STRAIGHT UNITS ONLY

OPTIONS

Add upcharge to list price and code to model number

FR	CAL 133 (TB 133) Fire Retardant per yard	\$95	/yd.
MB2S	Moisture Barrier - 2 Step Unit	\$201	
FGD	Flat Ganging Device	\$56	
2FO	Two Fabric Option	\$104	
3FO	Three fabric option	\$157	

BFB	Flat Back - Step Unit (For Back-to-back)	\$95	
BFSM	Laminate Top Full Step - Multi-ply Edge	\$615	
TABF-()	Fixed Tablet (specify A, B or C, left or right arm)	\$525	
TABFB-()	Fixed Tablet (blade, specify (L/R), shape A, B or C)	\$392	

DIMENSIONS	Straight 3 Step	30° Curve 3 Step	Corner 3 Step
Step 1 Depth:	13"	13"	13"
Step 2 Depth:	14"	14"	14"
Step 3 Depth:	4"	4"	4"
Step 1 Height:	14"	14"	14"
Step 2 Height:	24"	24"	24"
Overall Depth:	34"	34"/37"	36"
Overall Width:	44"	62"	36"
Overall Height:	30"	30"	30"
Qty./Wt.:	1 ea./90 lbs.	1 ea./110 lbs.	1 ea./78 lbs.




3 STEP CURVE
TWO FABRIC OPTION



3 STEP CORNER
TWO FABRIC OPTION


MODEL / DESCRIPTION / LIST PRICING



7370 44" Straight 3 Step Unit

COM Yardage: Total: 7 Yds. / Steps: 5 Yds. / Sides: 2 Yds.

COM	GR1	GR2	GR3	GR4	GR5	GR6	GR7	GR8	GR9	GR10	LEA
\$2400	\$2589	\$2703	\$2829	\$3058	\$3183	\$3309	\$3435	\$3561	\$3687	\$3813	\$3945



7372 30° Curve 3 Step Unit

COM Yardage: Total: 11 Yds. / Steps: 9Yds. / Sides: 2 Yds.

COM	GR1	GR2	GR3	GR4	GR5	GR6	GR7	GR8	GR9	GR10	LEA
\$2641	\$2829	\$2943	\$3069	\$3298	\$3424	\$3550	\$3675	\$3801	\$3927	\$4053	\$4185



7374 Corner 3 Step Unit

COM Yardage: Total: 10.5 Yds. / Steps: 8.5 Yds. / Sides: 2 Yds.

COM	GR1	GR2	GR3	GR4	GR5	GR6	GR7	GR8	GR9	GR10	LEA
\$3570	\$3910	\$4010	\$4120	\$4320	\$4430	\$4540	\$4650	\$4760	\$4870	\$4980	\$5095

NOTE: .75" LAMINATE FULL STEP TOP ON STRAIGHT UNITS ONLY
LAMINATE TOP NOT AVAILABLE ON TOP STEP OF THREE-STEP UNIT

OPTIONS

Add upcharge to list price and code to model number

FR	CAL 133 (TB 133) Fire Retardant per yard	\$95	/yd.
MB3S	Moisture Barrier - 3 Step Unit	\$286	
FGD	Flat Ganging Device	\$56	
2FO	Two Fabric Option	\$104	


3FO	Three fabric option	\$157	
BFB	Flat Back - Step Unit (For Back-to-back)	\$95	
BFSM	Laminate Top Full Step - Multi-ply Edge	\$615	

DIMENSIONS	22" Straight	30" Straight	44" Straight	Corner
Seat Depth:	20"	20"	20"	20"
Seat Width:	22"	30"	44"	20"
Seat Height:	17"	17"	17"	17"
Overall Depth:	27"	27"	27"	28"
Overall Width:	22"	30"	44"	28"
Overall Height:	30"	30"	30"	30"
Qty./Wt.:	1 ea./75 lbs.	1 ea./90 lbs.	1 ea./110 lbs.	1 ea./82 lbs.



TWO SEAT MODULAR


MODEL / DESCRIPTION / LIST PRICING



7359 22" Straight Unit

COM Yardage: Total: 3.5 Yds. / Back: 2 Yds. / Seat: 1.5 Yds.


COM	GR1	GR2	GR3	GR4	GR5	GR6	GR7	GR8	GR9	GR10	LEA
\$1108	\$1188	\$1268	\$1359	\$1439	\$1531	\$1622	\$1714	\$1805	\$1897	\$1988	\$2120



7360 30" Straight Unit

COM Yardage: Total: 5 Yds. / Back: 2.5 Yds. / Seat: 2.5 Yds.

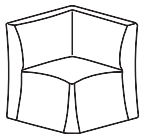
COM	GR1	GR2	GR3	GR4	GR5	GR6	GR7	GR8	GR9	GR10	LEA
\$1320	\$1418	\$1520	\$1635	\$1738	\$1852	\$1967	\$2081	\$2195	\$2310	\$2447	\$2578



7361 44" Straight Unit

COM Yardage: Total: 7 Yds. / Back: 3.5 Yds. / Seat: 3.5 Yds.

COM	GR1	GR2	GR3	GR4	GR5	GR6	GR7	GR8	GR9	GR10	LEA
\$1844	\$1981	\$2118	\$2256	\$2393	\$2530	\$2668	\$2805	\$2942	\$3079	\$3217	\$3349



7368 Corner Unit

COM Yardage: Total: 6 Yds. / Back: 4 Yds. / Seat: 2 Yds.

COM	GR1	GR2	GR3	GR4	GR5	GR6	GR7	GR8	GR9	GR10	LEA
\$1897	\$2023	\$2137	\$2263	\$2377	\$2503	\$2629	\$2755	\$2881	\$3007	\$3132	\$3264

OPTIONS

Add upcharge to list price and code to model number

FR	CAL 133 (TB 133) Fire Retardant per yard	\$95	/yd.
MB	Moisture Barrier - up to 60" width	\$133	
FGD	Flat Ganging Device	\$56	
2FO	Two Fabric Option	\$104	
3FO	Three fabric option	\$157	


TABF(-)	Fixed Tablet (specify A, B or C, left or right arm)	\$525	
TABFB(-)	Fixed Tablet (blade, specify (L/R), shape A, B or C)	\$392	
LAM5	Non-standard laminate (5 tablets or less)	\$265	ea. tablet
SST	Solid Surface Tablet - add to tablet option	\$133	

DIMENSIONS	30° Curve Inside	45° Curve Inside	60° Curve Inside
Seat Depth:	20"	20"	20"
Seat Width:	17"	25"	33"
Seat Height:	17"	17"	17"
Overall Depth:	27"/28"	27"/29.5"	27"/31.5"
Overall Width:	31"	46"	60"
Overall Height:	30"	30"	30"
Qty./Wt.:	1 ea./75 lbs.	1 ea./92 lbs.	1 ea./110 lbs.



60° INSIDE CURVE


MODEL / DESCRIPTION / LIST PRICING



7362 30° Inside Curve Unit

COM Yardage: Total: 4.25 Yds. / Back: 2.5 Yds. / Seat: 1.75 Yds.


COM	GR1	GR2	GR3	GR4	GR5	GR6	GR7	GR8	GR9	GR10	LEA
\$1217	\$1297	\$1377	\$1468	\$1549	\$1640	\$1732	\$1823	\$1915	\$2006	\$2098	\$2230



7363 45° Inside Curve Unit

COM Yardage: Total: 6.5 Yds. / Back: 3.5 Yds. / Seat: 3 Yds.

COM	GR1	GR2	GR3	GR4	GR5	GR6	GR7	GR8	GR9	GR10	LEA
\$1969	\$2046	\$2123	\$2211	\$2288	\$2376	\$2464	\$2552	\$2640	\$2728	\$2816	\$2943



7364 60° Inside Curve Unit

COM Yardage: Total: 8 Yds. / Back: 4.5 Yds. / Seat: 3.5 Yds.

COM	GR1	GR2	GR3	GR4	GR5	GR6	GR7	GR8	GR9	GR10	LEA
\$2311	\$2425	\$2540	\$2666	\$2780	\$2906	\$3032	\$3157	\$3283	\$3409	\$3535	\$3667

OPTIONS

Add upcharge to list price and code to model number

FR	CAL 133 (TB 133) Fire Retardant per yard	\$95	/yd.
MB	Moisture Barrier - up to 60" width	\$133	
FGD	Flat Ganging Device	\$56	
2FO	Two Fabric Option	\$104	
3FO	Three fabric option	\$157	

TABF(-)	Fixed Tablet (specify A, B or C, left or right arm)	\$525	
TABFB(-)	Fixed Tablet (blade, specify (L/R), shape A, B or C)	\$392	
LAM5	Non-standard laminate (5 tablets or less)	\$265	ea. tablet
SST	Solid Surface Tablet - add to tablet option	\$133	

DIMENSIONS	30° Curve Outside	45° Curve Outside	60° Curve Outside
Seat Depth:	20"	20"	20"
Seat Height:	17"	17"	17"
Back Height:	13"	13"	13"
Overall Depth:	27"/28"	27"/29.5"	27"/32"
Overall Width:	31"	46"	60"
Overall Height:	30"	30"	30"
Qty./Wt.:	1 ea./75 lbs.	1 ea./92 lbs.	1 ea./110 lbs.



60° OUTSIDE CURVE WITH
TWO FABRIC OPTION

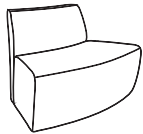
MODEL / DESCRIPTION / LIST PRICING



7365 30° Outside Curve Unit

COM Yardage: Total: 4.5 Yds. / Back: 2 Yds. / Seat: 2.5 Yds.


COM	GR1	GR2	GR3	GR4	GR5	GR6	GR7	GR8	GR9	GR10	LEA
\$1361	\$1453	\$1533	\$1624	\$1705	\$1796	\$1888	\$1979	\$2071	\$2162	\$2254	\$2386



7366 45° Outside Curve Unit

COM Yardage: Total: 7 Yds. / Back: 3 Yds. / Seat: 4 Yds.

COM	GR1	GR2	GR3	GR4	GR5	GR6	GR7	GR8	GR9	GR10	LEA
\$2052	\$2140	\$2217	\$2305	\$2382	\$2470	\$2558	\$2646	\$2734	\$2822	\$2910	\$3036



7367 60° Outside Curve Unit

COM Yardage: Total: 8 Yds. / Back: 3.5 Yds. / Seat: 4.5 Yds.

COM	GR1	GR2	GR3	GR4	GR5	GR6	GR7	GR8	GR9	GR10	LEA
\$2387	\$2513	\$2627	\$2753	\$2867	\$2993	\$3119	\$3245	\$3371	\$3496	\$3622	\$3753

OPTIONS

Add upcharge to list price and code to model number

FR	CAL 133 (TB 133) Fire Retardant per yard	\$95	/yd.
MB	Moisture Barrier - up to 60" width	\$133	
FGD	Flat Ganging Device	\$56	
2FO	Two Fabric Option	\$104	
3FO	Three fabric option	\$157	

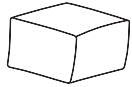
TABF-(L)	Fixed Tablet (specify A, B or C, left or right arm)	\$525	
TABFB-(L)	Fixed Tablet (blade, specify (L/R), shape A, B or C)	\$392	
LAM5	Non-standard laminate (5 tablets or less)	\$265	ea. tablet
SST	Solid Surface Tablet - add to tablet option	\$133	

DIMENSIONS	Single Seat Backless	Two Seat Backless	Backless Curve
Overall Depth:	27"	27"	27"/28"
Overall Width:	22"	44"	25"
Overall Height:	17"	17"	17"
Qty./Wt.:	1 ea./75 lbs.	1 ea./110 lbs.	1 ea./90 lbs.



SINGLE SEAT BACKLESS

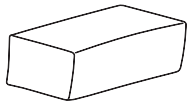
MODEL / DESCRIPTION / LIST PRICING



7350 22" Single Seat Backless Unit

COM Yardage: Total: 2.5 Yds. / Top: 1 Yds. / Sides: 1.5 Yds.

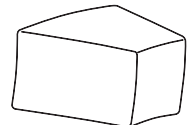
COM	GR1	GR2	GR3	GR4	GR5	GR6	GR7	GR8	GR9	GR10	LEA
\$977	\$1057	\$1137	\$1228	\$1308	\$1400	\$1491	\$1583	\$1674	\$1766	\$1857	\$1990



7352 44" Two Seat Backless Unit

COM Yardage: Total: 4 Yds. / Top: 1.5 Yds. / Sides: 2.5 Yds.

COM	GR1	GR2	GR3	GR4	GR5	GR6	GR7	GR8	GR9	GR10	LEA
\$1615	\$1752	\$1890	\$2027	\$2164	\$2302	\$2439	\$2576	\$2713	\$2851	\$2988	\$3120



7354 30° Backless Curve

COM Yardage: Total: 2.5 Yds. / Top: 1 Yds. / Sides: 1.5 Yds.

COM	GR1	GR2	GR3	GR4	GR5	GR6	GR7	GR8	GR9	GR10	LEA
\$1142	\$1222	\$1302	\$1394	\$1474	\$1565	\$1657	\$1748	\$1840	\$1931	\$2023	\$2154

OPTIONS

Add upcharge to list price and code to model number

FR	CAL 133 (TB 133) Fire Retardant per yard	\$95	/yd.
MB	Moisture Barrier - up to 60" width	\$133	
FGD	Flat Ganging Device	\$56	
2FO	Two Fabric Option	\$104	
3FO	Three fabric option	\$157	

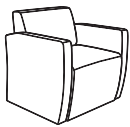
TABF-(_)	Fixed Tablet (specify A, B or C, left or right arm)	\$525	
TABFB-(_)	Fixed Tablet (blade, specify (L/R), shape A, B or C)	\$392	
LAM5	Non-standard laminate (5 tablets or less)	\$265	ea. tablet
SST	Solid Surface Tablet - add to tablet option	\$133	

DIMENSIONS	Single Seat	Two Seat
Seat Depth:	20"	20"
Seat Width:	22"	44"
Seat Height:	17"	17"
Overall Depth:	27"	27"
Overall Width:	28"	50"
Overall Height:	30"	30"
Qty./Wt.:	1 ea./115 lbs.	1 ea./130 lbs.



TWO SEAT LOUNGE


MODEL / DESCRIPTION / LIST PRICING



7390 Single Seat Lounge (Features Curved Back)

COM Yardage: Total: 6.5 Yds. / Back: 2 Yds. / Seat: 1.5 Yds. / Arms 3 Yds.

COM	GR1	GR2	GR3	GR4	GR5	GR6	GR7	GR8	GR9	GR10	LEA
\$1702	\$1943	\$2149	\$2263	\$2366	\$2480	\$2572	\$2686	\$2801	\$2915	\$3052	\$3281



7392 Two Seat Lounge (Features Curved Back)

COM Yardage: Total: 9 Yds. / Back: 3.5 Yds. / Seat: 2.5 Yds. / Arms 3 Yds.

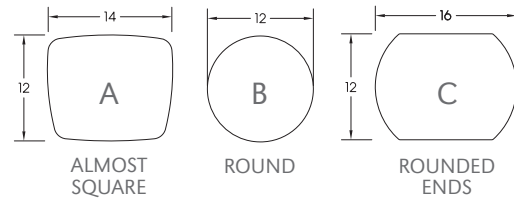
COM	GR1	GR2	GR3	GR4	GR5	GR6	GR7	GR8	GR9	GR10	LEA
\$2553	\$2874	\$3011	\$3148	\$3320	\$3457	\$3594	\$3732	\$3869	\$4006	\$4143	\$4441

TABLET SHAPES

Three Tablet Shapes::

Choose from the three shapes shown and specify; A, B or C and left or right (outside tablet) when ordering.

Example: TABF-(A) Left - this would be a fixed shape A tablet on the left side (when seated).



Laminate Top:

Tablet orders of 5 or less have 4 standard laminate colors:

- Wilsonart Black 1595-60
- Wilsonart Montana Walnut 7110K-78
- Formica Brite White 459-58
- Nevamar Silver Alu Metalx MXT003

Solid Surface Top:

Tablet orders of 5 or less have 4 standard Corian colors:

- Bone
- Bronzite
- Glacier White
- Silver Grey



OPTIONS

Add upcharge to list price and code to model number

FR	CAL 133 (TB 133) Fire Retardant per yard	\$95	/yd.
MB	Moisture Barrier - up to 60" width	\$133	
2FO	Two Fabric Option	\$104	
3FO	Three Fabric Option	\$157	
TAB(-)	Swivel Tablet (Non-Removable (specify A, B or C, left or right arm))	\$419	

TABR1(-)	Removable Tablet (specify A, B or C, left or right arm)	\$498	
TABR2(-)	Removable Tablet (specify A, B or C both arm openings)	\$604	
SST	Solid Surface Tablet - Add To Tablet Option	\$133	
SS5	Non-standard Solid Surface (5 tablets or less)	Call For Quote	

DIMENSIONS	22" x 27"	30° Curve
Overall Depth:	27"	27"/28"
Overall Width:	22"	25"
Overall Height:	16"	16"
Qty./Wt.:	1 ea./75 lbs.	1 ea./90 lbs.

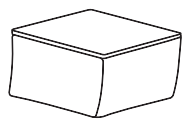


30° UPHOLSTERED TABLE

Laminate Top Note:

- Tops are 3/4" laminate
- Std with 4B multi-exposed core

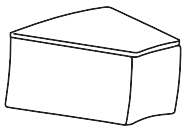
MODEL / DESCRIPTION / LIST PRICING



7350-T 22" Straight

COM Yardage: Total: 1.5 Yds.

COM	GR1	GR2	GR3	GR4	GR5	GR6	GR7	GR8	GR9	GR10	LEA
\$1423	\$1503	\$1583	\$1674	\$1754	\$1846	\$1938	\$2029	\$2121	\$2212	\$2304	\$2436



7354-T 30° Curve

COM Yardage: Total: 1.75 Yds.

COM	GR1	GR2	GR3	GR4	GR5	GR6	GR7	GR8	GR9	GR10	LEA
\$1662	\$1742	\$1822	\$1914	\$1994	\$2085	\$2177	\$2268	\$2360	\$2451	\$2543	\$2675

OPTIONS

Add upcharge to list price and code to model number

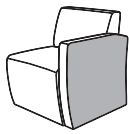
FR	CAL 133 (TB 133) Fire Retardant per yard	\$95	/yd.
MB	Moisture Barrier - up to 60" width	\$133	
FGD	Flat Ganging Device	\$56	

2FO	Two Fabric Option	\$104	
3FO	Three Fabric Option	\$157	

DIMENSIONS	Left or Right Arm	Center Arm
Overall Depth:	19"	19"
Overall Width:	3"	3"
Overall Height:	25"	25"
Qty./Wt.:	1 ea./20 lbs.	1 ea./10 lbs.



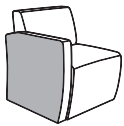
MODEL / DESCRIPTION / LIST PRICING



7388L Left Outside Arm

COM Yardage: Total: 1.5 Yds.

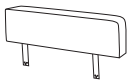
COM	GR1	GR2	GR3	GR4	GR5	GR6	GR7	GR8	GR9	GR10	LEA
\$252	\$297	\$332	\$378	\$412	\$446	\$480	\$515	\$561	\$606	\$652	\$755



7388R Right Outside Arm

COM Yardage: Total: 1.5 Yds.

COM	GR1	GR2	GR3	GR4	GR5	GR6	GR7	GR8	GR9	GR10	LEA
\$252	\$297	\$332	\$378	\$412	\$446	\$480	\$515	\$561	\$606	\$652	\$755



7388C Center Arm

COM Yardage: Total: 1 Yds.

COM	GR1	GR2	GR3	GR4	GR5	GR6	GR7	GR8	GR9	GR10	LEA
\$248	\$293	\$328	\$373	\$408	\$442	\$476	\$511	\$556	\$602	\$648	\$751

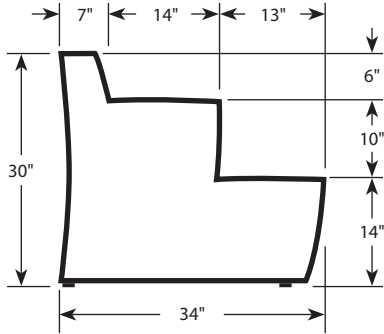
OPTIONS

Add upcharge to list price and code to model number

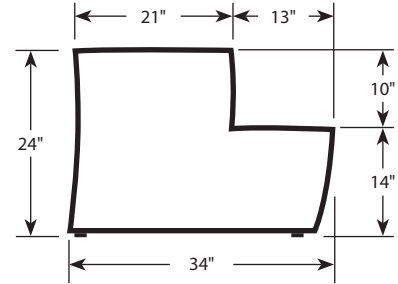
FR	CAL 133 (TB 133) Fire Retardant per yard	\$95	/yd.
MB	Moisture Barrier - up to 60" width	\$133	

FGD	Flat Ganging Device	\$56	
2FO	Two Fabric Option	\$104	

THREE-STEPS DIMENSIONS

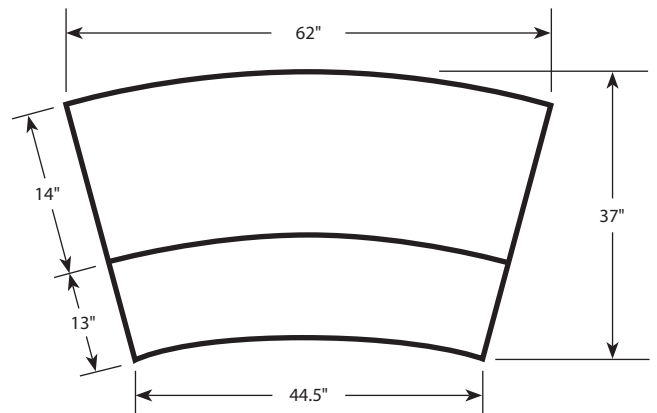
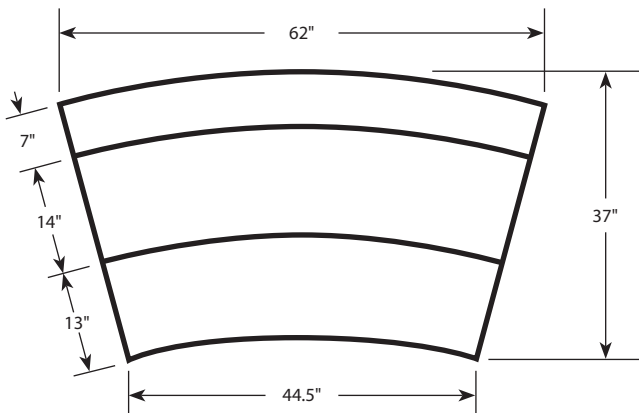
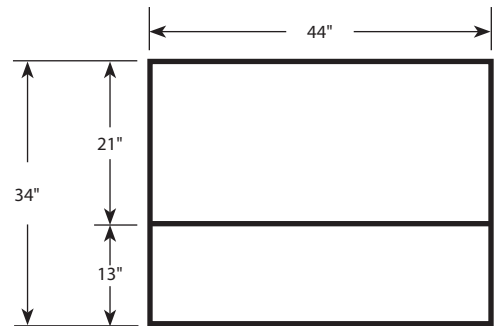
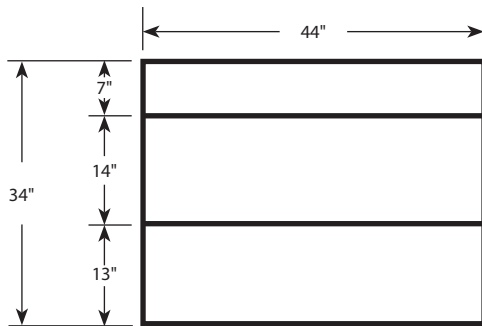


TWO-STEPS DIMENSIONS



Step Unit Note:

Step units are also available with optional flat back, ideal for back-to-back applications



DIMENSIONS	Single Seat Modular	Single Seat Backless	18" Modular Uph. Table
Seat Depth:	17.5"	23"	-
Seat Height:	15"	15"	-
Overall Depth:	24"	24"	24"
Overall Width:	18"	18"	18"
Overall Height:	28"	15"	14"
Qty./Wt.:	1 ea./75 lbs.	1 ea./90 lbs.	1 ea./110 lbs.




SINGLE SEAT

Laminate Top Note:

Table tops are 3/4" laminate with multi-ply edge

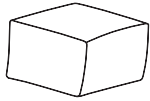
MODEL / DESCRIPTION / LIST PRICING



7380 Single Seat Jr. Size Modular Unit

COM Yardage: Total: 6 Yds. / Back: 2 Yds. / Seat: 1.5 Yds.

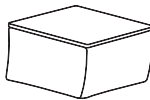
COM	GR1	GR2	GR3	GR4	GR5	GR6	GR7	GR8	GR9	GR10	LEA
\$961	\$1041	\$1121	\$1213	\$1293	\$1384	\$1476	\$1567	\$1659	\$1750	\$1842	\$1974



7381 Single Seat Jr. Size Backless Modular Unit

COM Yardage: Total: 2.5 Yds. / Top: 1 Yds. / Sides: 1.5 Yds.

COM	GR1	GR2	GR3	GR4	GR5	GR6	GR7	GR8	GR9	GR10	LEA
\$899	\$979	\$1059	\$1150	\$1230	\$1322	\$1413	\$1505	\$1596	\$1688	\$1779	\$1910



7382-T 18" x 24" Jr. Size Upholstered Modular Table with Laminate Top

COM Yardage: Total: 1.5 Yds.

COM	GR1	GR2	GR3	GR4	GR5	GR6	GR7	GR8	GR9	GR10	LEA
\$1321	\$1400	\$1479	\$1570	\$1649	\$1740	\$1830	\$1922	\$2012	\$2103	\$2193	\$2324

OPTIONS

Add upcharge to list price and code to model number

FR	CAL 133 (TB 133) Fire Retardant per yard	\$95	/yd.
MB	Moisture Barrier - up to 60" width	\$133	

FGD	Flat Ganging Device	\$56	
2FO	Two Fabric Option	\$104	

DIMENSIONS	30° Curve Modular	30° Curve Backless	30° Curve Uph. Table
Seat Depth:	17.5"	23"	-
Seat Height:	15"	15"	-
Overall Depth:	24"/25"	24"/25"	24"/25"
Overall Width:	25"	25"	25"
Overall Height:	28"	15"	14"
Qty./Wt.:	1 ea./75 lbs.	1 ea./90 lbs.	1 ea./110 lbs.




30° BACKLESS UNIT

Laminate Top Note:

Table tops are 3/4" laminate with multi-ply edge

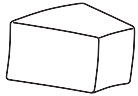
MODEL / DESCRIPTION / LIST PRICING



7383 30° Curve Jr. Size Modular Unit

COM Yardage: Total: 3.5 Yds. / Back: 2 Yds. / Seat: 1.5 Yds.

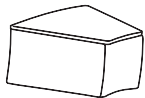
COM	GR1	GR2	GR3	GR4	GR5	GR6	GR7	GR8	GR9	GR10	LEA
\$1346	\$1426	\$1506	\$1597	\$1678	\$1769	\$1861	\$1952	\$2044	\$2135	\$2227	\$2358



7384 30° Curve Jr. Size Backless Modular Unit

COM Yardage: Total: 2.5 Yds. / Top: 1 Yds. / Sides: 1.5 Yds.

COM	GR1	GR2	GR3	GR4	GR5	GR6	GR7	GR8	GR9	GR10	LEA
\$1257	\$1337	\$1418	\$1509	\$1589	\$1681	\$1772	\$1864	\$1955	\$2047	\$2138	\$2269



7385-T 30° Curve Jr. Size Upholstered Modular Table with Laminate Top

COM Yardage: Total: 1.5 Yds.

COM	GR1	GR2	GR3	GR4	GR5	GR6	GR7	GR8	GR9	GR10	LEA
\$1425	\$1505	\$1585	\$1676	\$1757	\$1848	\$1940	\$2031	\$2123	\$2214	\$2306	\$2437

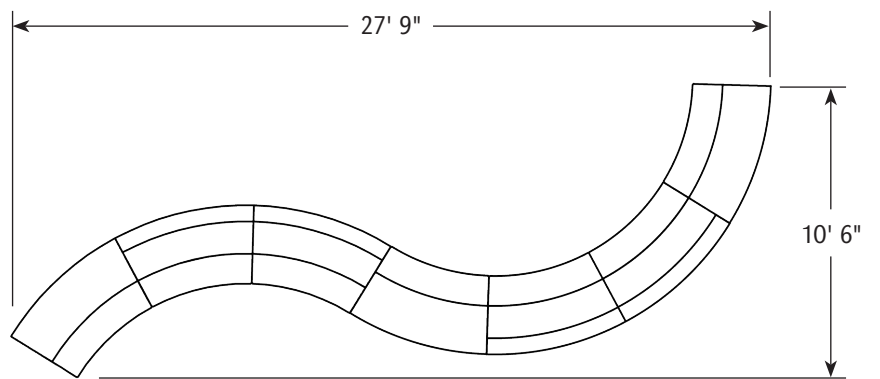
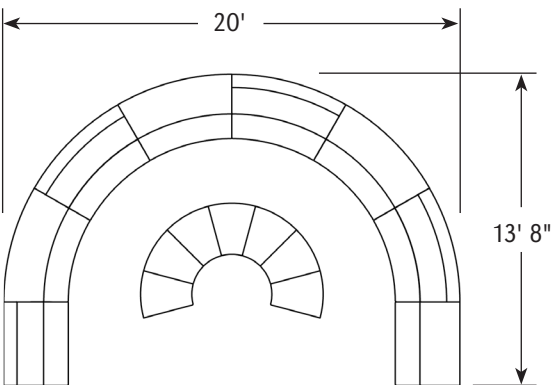
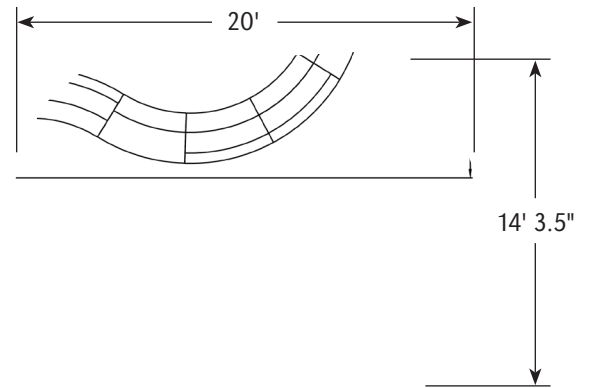
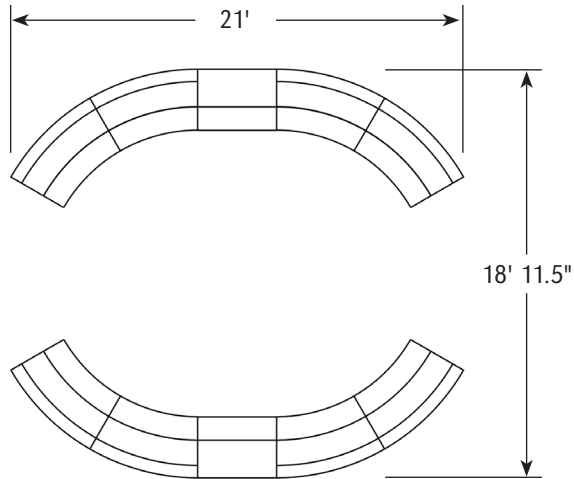
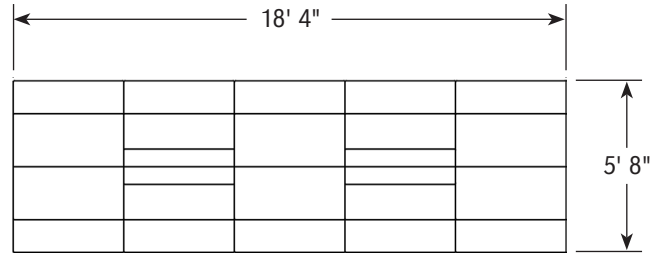
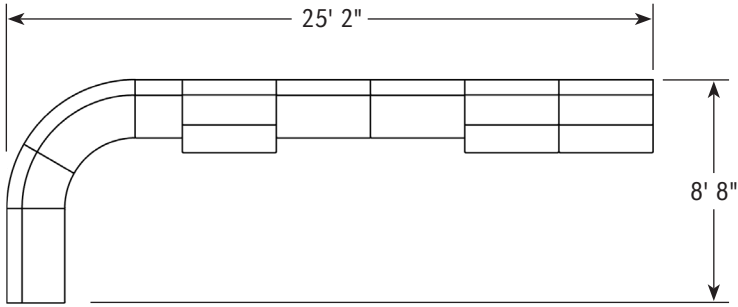
OPTIONS

Add upcharge to list price and code to model number

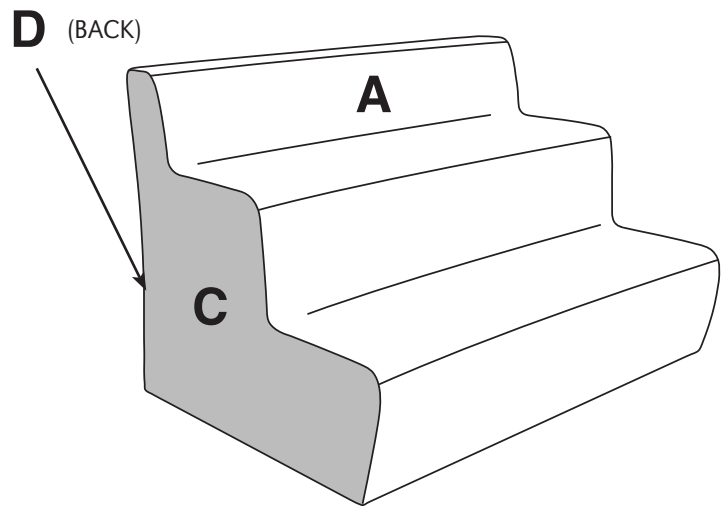
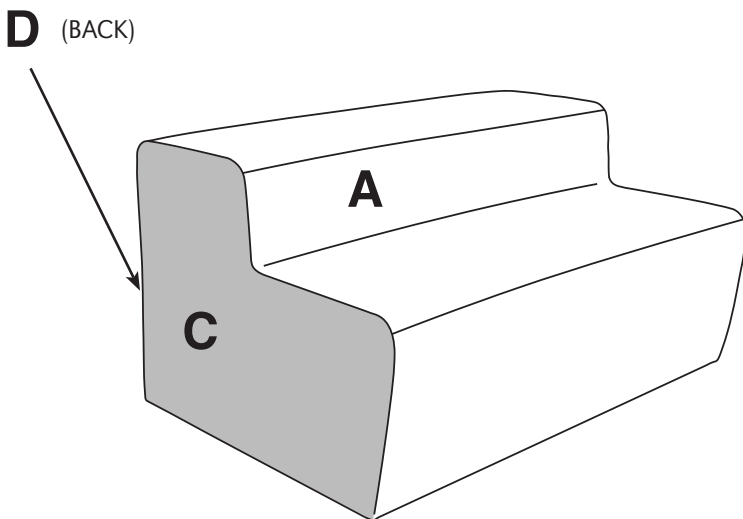
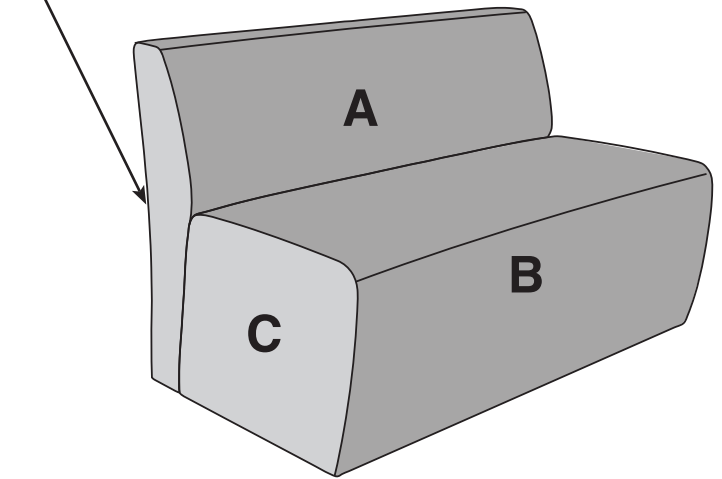
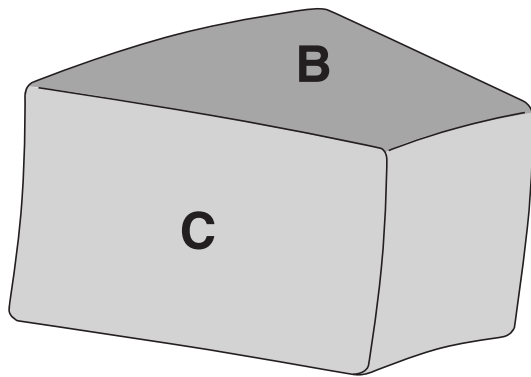
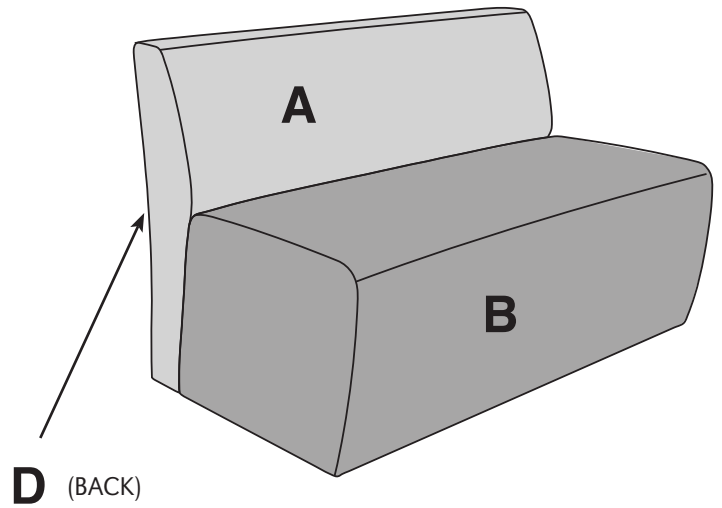
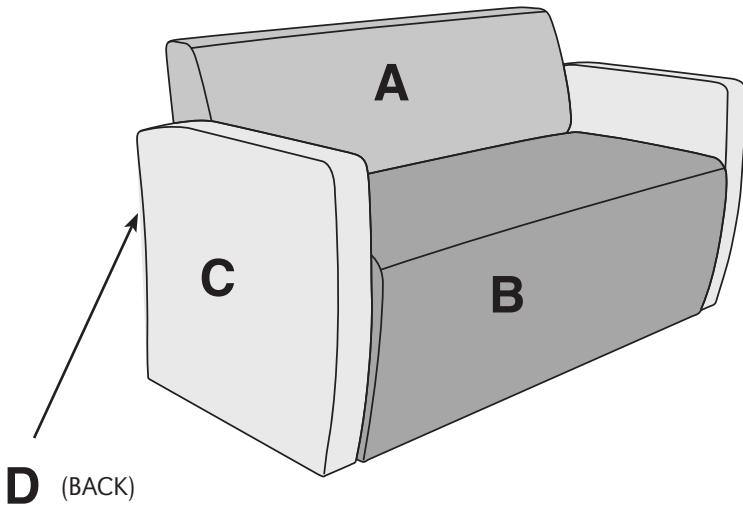
FR	CAL 133 (TB 133) Fire Retardant per yard	\$95	/yd.
MB	Moisture Barrier - up to 60" width	\$133	

FGD	Flat Ganging Device	\$56	
2FO	Two Fabric Option	\$104	

SAMPLE CONFIGURATIONS



FABRIC PLACEMENT



BRIO MULTIPURPOSE CHAIR

The Brio multipurpose chairs are light weight for easy mobility to transform the room quickly • Seat backs are available in either polypropylene, mesh or with upholstered insert. Seats are fully upholstered.



BRIO MESH BACK WITH ARMS



BRIO FLIP WITH METAL ARMS



BRIO POLY BACK

ORDERING INFORMATION

To Order Please Specify:

- 1) Series Name
- 2) Model Number
- 3) Quantity
- 4) Frame Color
- 5) Polypropylene Back Color
- 6) Mesh Back Color
- 7) Seat Fabric Grade and Number
- 8) Optional items

BRIO GENERAL SPECIFICATIONS

Seat

- The Brio seat is made of polypropylene and is fully upholstered. Underseat comes with a plastic cover which protects stacking chairs from marks and scratches.
- Back available in polypropylene, mesh or upholstered insert

Frame

- 1" diameter steel tubing.
- All frames are sand blasted then powder coated for maximum paint adhesion.

Glides

- Self leveling steel glides on 4-leg chair.

Stacking

- Stack 4 high on the floor up to 6 high on a dolly.

COLORS / FINISHES

Frame Finish Colors:

Standard powder coat colors.

Poly Back:

- Black
- Charcoal

Mesh Back:

- Black

OPTIONS

- CODE: FR - CAL 133 (TB 133) Fire Retardant
- CODE: MB - Moisture Barrier
- CODE: PC - Polished Chrome (not available on flip)
- CODE: CAS2 - 2" Black Casters
- CODE: AC - Polypropylene Arms, pair
- CODE: AGF - Ganging Device, fold away type



UPHOLSTERED SEAT



UPHOLSTERED BACK INSERT



FOLDAWAY GANGING



POLYPROPYLENE ARMS



CASTERS



METAL ARMS

CHAIRS	WEIGHT LIMIT
Metal Legs	350 lbs.

DIMENSIONS	Stacking Chair	Stacking Arm Chair
Inside Width:	17"	17"
Seat Depth:	17"	17"
Seat Height:	18.5"	18.5"
Arm Height:	-	27.5"
Overall Depth:	22"	22"
Overall Width:	21.5"	25"
Overall Height:	33"	33"
Qty./Wt. per carton:	3 ea./45 lbs.	3 ea./48 lbs.

Poly Back Colors:

- Black
- Charcoal



BRIO POLY BACK

MODEL / DESCRIPTION / LIST PRICING



5020 Stacking Chair with Upholstered Seat - Polypropylene Back COM Yardage: 0.75 Yard.

COM	GR1	GR2	GR3	GR4	GR5	GR6	GR7	GR8	GR9	GR10	LEA
\$343	\$367	\$382	\$398	\$413	\$431	\$447	\$466	\$484	\$503	\$523	\$619



5020-U Stacking Chair with Upholstered Seat and Back COM Yardage: 0.75 Yard.

COM	GR1	GR2	GR3	GR4	GR5	GR6	GR7	GR8	GR9	GR10	LEA
\$425	\$456	\$473	\$492	\$512	\$532	\$553	\$575	\$598	\$622	\$648	\$765



5021 Stacking Chair - Upholstered Seat w/ Poly Back and Arms COM Yardage: 0.75 Yard.

COM	GR1	GR2	GR3	GR4	GR5	GR6	GR7	GR8	GR9	GR10	LEA
\$395	\$423	\$439	\$458	\$476	\$494	\$515	\$536	\$556	\$579	\$602	\$711



5021-U Stacking Chair - Upholstered Seat and Back w/ Poly Arms COM Yardage: 0.75 Yard.

COM	GR1	GR2	GR3	GR4	GR5	GR6	GR7	GR8	GR9	GR10	LEA
\$477	\$511	\$530	\$551	\$574	\$597	\$621	\$645	\$672	\$698	\$727	\$858

OPTIONS

Add upcharge to list price and code to model number

FR	CAL 133 (TB 133) Fire Retardant - Per Yard	\$95	/yd.
MB	Moisture Barrier - Per Seat	\$72	
CAS2	2" Black Casters	\$23	ea.

PC	Polished Chrome Finish	\$40	
AGF	Ganging Device - Fold away type	\$30	

DIMENSIONS	Stacking Chair	Stacking Arm Chair
Inside Width:	17"	17"
Seat Depth	17"	17"
Seat Height:	18.5"	18.5"
Arm Height:	-	27.5"
Overall Depth:	22"	22"
Overall Width:	21.5"	25"
Overall Height:	33"	33"
Qty./Wt. per carton:	3 ea./45 lbs.	3 ea./48 lbs.

Mesh Back Colors:
• Black



BRIO MESH BACK STACK
WITH POLY ARMS AND CASTERS

MODEL / DESCRIPTION / LIST PRICING



5029 Stacking Chair with Upholstered Seat and Mesh Back

COM Yardage: 0.75 Yard.

COM	GR1	GR2	GR3	GR4	GR5	GR6	GR7	GR8	GR9	GR10	LEA
\$491	\$526	\$547	\$569	\$592	\$616	\$640	\$665	\$693	\$720	\$748	\$884



5031 Stacking Chair - Upholstered Seat and Mesh Back w/ Poly Arms

COM Yardage: 0.75 Yard.

COM	GR1	GR2	GR3	GR4	GR5	GR6	GR7	GR8	GR9	GR10	LEA
\$544	\$581	\$604	\$628	\$653	\$679	\$707	\$735	\$764	\$796	\$827	\$977

OPTIONS

Add upcharge to list price and code to model number

FR	CAL 133 (TB 133) Fire Retardant - Per Yard	\$95	/yd.
MB	Moisture Barrier - Per Seat	\$72	
CAS2	2" Black Casters	\$23	ea.

PC	Polished Chrome Finish	\$40	
AGF	Ganging Device - Fold away type	\$30	

DIMENSIONS	Nesting Chair	Nesting Chair / Poly Arms	Nesting Chair / Metal Arms
Inside Width:	18"	18"	18"
Seat Depth	17.5"	17.5"	17.5"
Seat Height:	18.5"	18.5"	18.5"
Arm Height:	-	27.5"	26"
Overall Depth:	23"	23"	23"
Overall Width:	25"	25"	25"
Overall Height:	32	32"	32"
Qty./Wt. per carton:	3 ea./45 lbs.	3 ea./48 lbs.	3 ea./48 lbs.

Poly Back Colors:

- Black
- Charcoal



BRIO FLIP WITH POLY BACK

NO POLISHED CHROME FRAME

MODEL / DESCRIPTION / LIST PRICING



5033 Flip Upholstered Seat / Polypropylene Back w/ Casters

COM Yardage: 0.75 Yard.

COM	GR1	GR2	GR3	GR4	GR5	GR6	GR7	GR8	GR9	GR10	LEA
\$478	\$512	\$532	\$553	\$575	\$598	\$622	\$648	\$673	\$700	\$728	\$860



5033P Flip Upholstered Seat / Polypropylene Back / Poly Arms w/ Casters

COM Yardage: 0.75 Yard.

COM	GR1	GR2	GR3	GR4	GR5	GR6	GR7	GR8	GR9	GR10	LEA
\$536	\$573	\$596	\$620	\$645	\$671	\$698	\$725	\$754	\$785	\$815	\$964



5033M Flip Upholstered Seat / Polypropylene Back / Metal Arms w/ Casters

COM Yardage: 0.75 Yard.

COM	GR1	GR2	GR3	GR4	GR5	GR6	GR7	GR8	GR9	GR10	LEA
\$671	\$718	\$746	\$776	\$807	\$838	\$873	\$907	\$944	\$982	\$1020	\$1207

OPTIONS

Add upcharge to list price and code to model number

FR	CAL 133 (TB 133) Fire Retardant - Per Yard	\$95	/yd.
MB	Moisture Barrier - Per Seat	\$72	

AGF	Ganging Device - Fold away type	\$30	
-----	---------------------------------	------	--

DIMENSIONS	Nesting Chair	Nesting Chair / Poly Arms	Nesting Chair / Metal Arms
Inside Width:	18"	18"	18"
Seat Depth	17.5"	17.5"	17.5"
Seat Height:	18.5"	18.5"	18.5"
Arm Height:	-	27.5"	26"
Overall Depth:	23"	23"	23"
Overall Width:	25"	25"	25"
Overall Height:	32"	32"	32"
Qty./Wt. per carton:	3 ea./45 lbs.	3 ea./48 lbs.	3 ea./48 lbs.

NO POLISHED CHROME FRAME



BRIO FLIP WITH UPHOLSTERED BACK INSERT

MODEL / DESCRIPTION / LIST PRICING



5042 Flip Upholstered Seat / Upholstered Back Insert w/ Casters											COM Yardage: 0.75 Yard.
COM	GR1	GR2	GR3	GR4	GR5	GR6	GR7	GR8	GR9	GR10	LEA
\$569	\$607	\$632	\$658	\$684	\$711	\$740	\$769	\$800	\$832	\$865	\$1022



5042P Flip Upholstered Seat / Upholstered Back Insert / Poly Arms w/ Casters											COM Yardage: 0.75 Yard.
COM	GR1	GR2	GR3	GR4	GR5	GR6	GR7	GR8	GR9	GR10	LEA
\$626	\$670	\$697	\$724	\$753	\$784	\$814	\$848	\$881	\$916	\$953	\$1127



5042M Flip Upholstered Seat / Upholstered Back Insert / Metal Arms w/ Casters											COM Yardage: 0.75 Yard.
COM	GR1	GR2	GR3	GR4	GR5	GR6	GR7	GR8	GR9	GR10	LEA
\$761	\$813	\$847	\$880	\$915	\$952	\$990	\$1030	\$1071	\$1113	\$1158	\$1369

OPTIONS

Add upcharge to list price and code to model number

FR	CAL 133 (TB 133) Fire Retardant - Per Yard	\$95	/yd.
MB	Moisture Barrier - Per Seat	\$72	

AGF	Ganging Device - Fold away type	\$30	
-----	---------------------------------	------	--

DIMENSIONS	Nesting Chair	Nesting Chair / Poly Arms	Nesting Chair / Metal Arms
Inside Width:	18"	18"	18"
Seat Depth	17.5"	17.5"	17.5"
Seat Height:	18.5"	18.5"	18.5"
Arm Height:	-	27.5"	26"
Overall Depth:	23"	23"	23"
Overall Width:	25"	25"	25"
Overall Height:	32"	32"	32"
Qty./Wt. per carton:	3 ea./45 lbs.	3 ea./48 lbs.	3 ea./48 lbs.

Mesh Back Colors:

- Black



BRIO FLIP WITH MESH BACK

NO POLISHED CHROME FRAME

MODEL / DESCRIPTION / LIST PRICING



5043 Flip Upholstered Seat Insert / Mesh Back w/ Casters

COM Yardage: 0.75 Yard.

COM	GR1	GR2	GR3	GR4	GR5	GR6	GR7	GR8	GR9	GR10	LEA
\$592	\$632	\$658	\$684	\$711	\$740	\$770	\$800	\$832	\$865	\$901	\$1064



5043P Flip Upholstered Seat Insert/ Mesh Back / Poly Arms w/ Casters

COM Yardage: 0.75 Yard.

COM	GR1	GR2	GR3	GR4	GR5	GR6	GR7	GR8	GR9	GR10	LEA
\$725	\$777	\$808	\$839	\$873	\$908	\$945	\$983	\$1021	\$1063	\$1106	\$1306



5043M Flip Upholstered Seat Insert / Mesh Back / Metal Arms w/ Casters

COM Yardage: 0.75 Yard.

COM	GR1	GR2	GR3	GR4	GR5	GR6	GR7	GR8	GR9	GR10	LEA
\$784	\$838	\$872	\$906	\$942	\$981	\$1019	\$1061	\$1102	\$1147	\$1193	\$1409

OPTIONS

Add upcharge to list price and code to model number

FR	CAL 133 (TB 133) Fire Retardant - Per Yard	\$95	/yd.
MB	Moisture Barrier - Per Seat	\$72	

AGF	Ganging Device - Fold away type	\$30	
-----	---------------------------------	------	--



BRUNO TABLE OF CONTENTS

Bruno Specifications 2
Bruno Options 3
Bruno Upholstered Back and Seat Pricing 4-5
Bruno Wood Back and Upholstered Seat Pricing 6-7

BRUNO

Bruno chairs and stools are comfortable, versatile and stackable. Bruno comes standard with upholstered back and seat or upholstered seat and wood back. It also comes in five stylish colors and a polished chrome frame.

ORDERING INFORMATION

To Order Please Specify:

- 1) Series Name
- 2) Model Number
- 3) Quantity
- 4) Frame Finish
- 5) Fabric Grade and Number
- 6) Wood Stain Color
- 7) Optional Items

CHAIRS	WEIGHT LIMIT
Standard Seat	350 lbs.
Mid Width	500 lbs.
Bariatric	750 lbs.

BRUNO GENERAL SPECIFICATIONS

4-Leg Frame

- Frame is fully welded. 0.875" dia. 14-gauge steel tubing **finished in polished chrome** with adjustable steel glides installed.

Poly Arms

- Bruno offers stylish and durable color-matched poly arms with optional wood arm caps available.

Upholstery

- Upholstered seats and backs are fully upholstered over a contoured multi-ply wood shell.
- Chair can be upholstered with fabric, crypton, vinyl, leather or approved COM.

Wood Back

- Wood backrest is available for all chair widths in all of our standard transparent wood stain colors.

Stacking

- All Bruno chairs will stack including stools without arms:*
 4-Leg: all seats **ON FLOOR: 4 high**
 Arm Chair: all seats **ON FLOOR: 4 high**
 Barstool: all seats **ON FLOOR: 3 high**

***Stacking quantities listed are estimates at this time.**

POLY ARM COLORS



OPTIONS

- CODE: FR - CAL 133 (TB 133) Fire Retardant
- CODE: MB - Moisture Barrier (standard width)
- CODE: MB2 - Moisture Barrier (Mid-width or Bariatric)
- CODE: SF - Powder Coat Color Frame Finish
- CODE: WAC - Wood Arm Caps
- CODE: 2FO/C - Two Fabrics (Seat and Back)
- CODE: WS - Wall Saver Frame
- CODE: CH - Counter Height Stool
- CODE: SH - Specialty or Custom Height
- CODE: BHG - Handgrip Cutout (Wood Back)
- CODE: BPH - Perforated Holes Cutout (Wood Back)
- CODE: ENG - Laser Engraving Design (Wood Back)



ARM CHAIR WITH TWO FABRICS,
WOOD ARM CAPS AND BLACK
POWDER COAT FRAME FINISH



WALL SAVER FRAME



WOOD ARM CAP DETAIL

WOOD BACK OPTIONS



HAND GRIP CUTOUT



PERFORATED HOLES CUTOUT



LASER ENGRAVING

DIMENSIONS	4-Leg Chair	Mid-width	Bar Stool
Seat Width:	17"	20"	17"
Seat Height:	18"	18"	29.5"
Seat Depth:	18"	18"	18"
Overall Depth:	21"	21"	21"
Overall Width:	19.5"	21"	21"
Overall Height:	32.5"	32.5"	44"
Qty./Wt. per carton:	2 ea./56 lbs.	2 ea./58 lbs.	2 ea./68 lbs.



4 LEG CHAIR

MODEL / DESCRIPTION / LIST PRICING



7460 4-Leg - Upholstered Back and Seat

COM Yardage Total: 1.0 Yds / Back: 0.75 Yds / Seat: 0.75 Yds

COM	GR1	GR2	GR3	GR4	GR5	GR6	GR7	GR8	GR9	GR10	LEA
\$450	\$483	\$501	\$522	\$542	\$564	\$587	\$609	\$635	\$660	\$686	\$811



7460MID 4-Leg Mid Width - Upholstered Back and Seat

COM Yardage Total: 1.0 Yds / Back: 0.75 Yds / Seat: 0.75 Yds

COM	GR1	GR2	GR3	GR4	GR5	GR6	GR7	GR8	GR9	GR10	LEA
\$560	\$598	\$622	\$648	\$674	\$700	\$729	\$757	\$788	\$820	\$853	\$1007



7466 4-Leg Barstool - Upholstered Back and Seat

COM Yardage Total: 1.0 Yds / Back: 0.75 Yds / Seat: 0.75 Yds

COM	GR1	GR2	GR3	GR4	GR5	GR6	GR7	GR8	GR9	GR10	LEA
\$633	\$678	\$705	\$733	\$763	\$792	\$825	\$858	\$892	\$928	\$965	\$1141

Note: Please specify frame end caps and underseat plastic colors (Mid Width will not have an underseat).

OPTIONS

Add upcharge to list price and code to model number

FR	CAL 133 (TB 133) Fire Retardant per yard	\$95	/yd.
MB	Moisture Barrier (Standard Width) - Per Seat	\$72	
MB2	Moisture Barrier (Mid-width/Bariatric) - Per Seat	\$94	
SF	Powder Coat Color Finish - Chair	\$40	
SF	Powder Coat Color Finish - Stool	\$61	

WS	Wall Saver Frame	\$40	
CH	Counter Height Stool	\$30	
SH	Specialty Height Chair or Stool	\$30	
2FO/C	Two Fabrics (Seat and Back)	\$52	

DIMENSIONS	Arm Chair	Mid-width	Bariatric	Bar Stool / Arms
Inside Width:	17"	20"	24"	17"
Seat Height:	18"	18"	18"	29.5"
Seat Depth:	18"	18"	18"	18"
Arm Height:	26"	26"	26"	37.5"
Overall Depth:	21"	21"	21"	21"
Overall Width:	23"	25.5"	29.5"	23"
Overall Height:	32.5"	32.5"	32.5"	44"
Qty./Wt. per carton:	2 ea./56 lbs.	2 ea./58 lbs.	2 ea./62 lbs.	2 ea./68 lbs.



ARM CHAIR

MODEL / DESCRIPTION / LIST PRICING



7462 Arm Chair - Upholstered Back and Seat

COM Yardage Total: 1.0 Yds / Back: 0.75 Yds / Seat: 0.75 Yds

COM	GR1	GR2	GR3	GR4	GR5	GR6	GR7	GR8	GR9	GR10	LEA
\$496	\$530	\$552	\$574	\$597	\$621	\$647	\$673	\$699	\$728	\$756	\$893



7462MID Mid Width Arm Chair - Upholstered Back and Seat

COM Yardage Total: 1.0 Yds / Back: 0.75 Yds / Seat: 0.75 Yds

COM	GR1	GR2	GR3	GR4	GR5	GR6	GR7	GR8	GR9	GR10	LEA
\$605	\$648	\$674	\$700	\$729	\$757	\$788	\$820	\$853	\$887	\$922	\$1089



7464 Bariatric Arm Chair - Upholstered Back and Seat

COM Yardage Total: 1.5 Yds / Back: 0.75 Yds / Seat: 0.75 Yds

COM	GR1	GR2	GR3	GR4	GR5	GR6	GR7	GR8	GR9	GR10	LEA
\$904	\$967	\$1006	\$1045	\$1088	\$1132	\$1176	\$1224	\$1272	\$1324	\$1376	\$1627



7468 Barstool with Arms - Upholstered Back and Seat

COM Yardage Total: 1.0 Yds / Back: 0.75 Yds / Seat: 0.75 Yds

COM	GR1	GR2	GR3	GR4	GR5	GR6	GR7	GR8	GR9	GR10	LEA
\$702	\$752	\$781	\$813	\$846	\$880	\$914	\$951	\$990	\$1029	\$1070	\$1265

Note: Please specify arm and underseat plastic colors (Mid Width and Bariatric will not have an underseat).

OPTIONS

Add upcharge to list price and code to model number

FR	CAL 133 (TB 133) Fire Retardant per yard	\$95	/yd.
MB	Moisture Barrier (Standard Width) - Per Seat	\$72	
MB2	Moisture Barrier (Mid-width/Bariatric) - Per Seat	\$94	
SF	Powder Coat Color Finish - Chair	\$40	
SF	Powder Coat Color Finish - Stool	\$61	

WS	Wall Saver Frame	\$40	
CH	Counter Height Stool	\$30	
SH	Specialty Height Chair or Stool	\$30	
WAC	Wood Arm Caps	\$187	/pair
2FO/C	Two Fabrics (Seat and Back)	\$52	

DIMENSIONS	4-Leg Chair	Mid-width	Bar Stool
Seat Width:	17"	20"	17"
Seat Height:	18"	18"	29.5"
Seat Depth:	18"	18"	18"
Overall Depth:	21"	21"	21"
Overall Width:	19.5"	21"	21"
Overall Height:	32.5"	32.5"	44"
Qty./Wt. per carton:	2 ea./56 lbs.	2 ea./58 lbs.	2 ea./68 lbs.



4 LEG CHAIR

MODEL / DESCRIPTION / LIST PRICING



7470 4-Legs - Wood Back / Upholstered Seat

COM Yardage: 0.75 Yards

COM	GR1	GR2	GR3	GR4	GR5	GR6	GR7	GR8	GR9	GR10	LEA
\$502	\$538	\$560	\$581	\$604	\$629	\$653	\$679	\$707	\$735	\$765	\$904



7470MID 4-Leg Mid Width - Wood Back / Upholstered Seat

COM Yardage: 0.75 Yards

COM	GR1	GR2	GR3	GR4	GR5	GR6	GR7	GR8	GR9	GR10	LEA
\$662	\$709	\$736	\$766	\$798	\$830	\$862	\$896	\$933	\$970	\$1009	\$1192



7476 4-Leg Barstool - Wood Back / Upholstered Seat

COM Yardage: 0.75 Yards

COM	GR1	GR2	GR3	GR4	GR5	GR6	GR7	GR8	GR9	GR10	LEA
\$736	\$788	\$821	\$853	\$887	\$922	\$959	\$997	\$1038	\$1078	\$1122	\$1326

Note: Please specify end caps and underseat plastic colors (Mid Width will not have an underseat).

OPTIONS

Add upcharge to list price and code to model number

FR	CAL 133 (TB 133) Fire Retardant per yard	\$95	/yd.
MB	Moisture Barrier (Standard Width) - Per Seat	\$72	
MB2	Moisture Barrier (Mid-width/Bariatric) - Per Seat	\$94	
SF	Powder Coat Color Finish - Chair	\$40	
SF	Powder Coat Color Finish - Stool	\$61	
WS	Wall Saver Frame	\$40	

CH	Counter Height Stool	\$30	
SH	Specialty Height Chair or Stool	\$30	
BHG	Bruno Hand Grip Cutout Design	\$51	
BPH	Bruno Perforated Hole Cutout Design	\$61	
ENG	Laser Engraving Back Design*	\$90	

*One time setup fee of \$260. Minimum 12 chairs (of same design and series)

DIMENSIONS	Arm Chair	Mid-width	Bariatric	Bar Stool / Arms
Inside Width:	17"	20"	24"	17"
Seat Height:	18"	18"	18"	29.5"
Seat Depth:	18"	18"	18"	18"
Arm Height:	26"	26"	26"	37.5"
Overall Depth:	21"	21"	21"	21"
Overall Width:	23"	25.5"	29.5"	23"
Overall Height:	32.5"	32.5"	32.5"	44"
Qty./Wt. per carton:	2 ea./56 lbs.	2 ea./58 lbs.	2 ea./62 lbs.	2 ea./68 lbs.



ARM CHAIR

MODEL / DESCRIPTION / LIST PRICING



7472 Arm Chair - Wood Back / Upholstered Seat

COM Yardage: 0.75 Yards

COM	GR1	GR2	GR3	GR4	GR5	GR6	GR7	GR8	GR9	GR10	LEA
\$548	\$587	\$609	\$633	\$660	\$686	\$713	\$743	\$771	\$802	\$834	\$986



7472MID Mid Width Arm Chair - Wood Back / Upholstered Seat

COM Yardage: 0.75 Yards

COM	GR1	GR2	GR3	GR4	GR5	GR6	GR7	GR8	GR9	GR10	LEA
\$708	\$757	\$788	\$820	\$853	\$887	\$922	\$959	\$997	\$1037	\$1078	\$1274



7474 Bariatric Arm Chair - Wood Back / Upholstered Seat

COM Yardage: 0.75 Yards

COM	GR1	GR2	GR3	GR4	GR5	GR6	GR7	GR8	GR9	GR10	LEA
\$984	\$1052	\$1095	\$1139	\$1185	\$1232	\$1281	\$1331	\$1385	\$1440	\$1499	\$1771



7478 Barstool with Arms - Wood Back / Upholstered Seat

COM Yardage: 0.75 Yards

COM	GR1	GR2	GR3	GR4	GR5	GR6	GR7	GR8	GR9	GR10	LEA
\$805	\$861	\$895	\$933	\$969	\$1008	\$1048	\$1090	\$1134	\$1179	\$1226	\$1450

Note: Please specify arms and underseat plastic colors (Mid Width and Bariatric will not have an underseat).

OPTIONS

Add upcharge to list price and code to model number

FR	CAL 133 (TB 133) Fire Retardant per yard	\$95	/yd.
MB	Moisture Barrier (Standard Width) - Per Seat	\$72	
MB2	Moisture Barrier (Mid-width/Bariatric) - Per Seat	\$94	
SF	Powder Coat Color Finish - Chair	\$40	
SF	Powder Coat Color Finish - Stool	\$61	
WS	Wall Saver Frame	\$40	

CH	Counter Height Stool	\$30	
SH	Specialty Height Chair or Stool	\$30	
WAC	Wood Arm Caps	\$187	/pair
BHG	Bruno Hand Grip Cutout Design	\$51	
BPH	Bruno Perforated Hole Cutout Design	\$61	
ENG	Laser Engraving Back Design*	\$90	

*One time setup fee of \$260. Minimum 12 chairs (of same design and series)





BURTON TABLE OF CONTENTS

Burton Lounge.....	2
Burton Occasional Table.....	4

BURTON SERIES

The Burton Lounge offers two sizes with different back designs with a fully upholstered contoured seat and back. Burton is available in choice of fabric with welded steel tube sled base.



CLOSED LOOP BACK

ORDERING INFORMATION

To Order Please Specify:

- 1) Series Name
- 2) Model Number
- 3) Quantity
- 4) Fabric Grade & Number
- 5) Sled Base Metal Finish
- 6) Optional Items

BURTON GENERAL SPECIFICATIONS

Seat and Back Frame Construction

Frame assembly is constructed of multi-ply hardwood, with tongue and groove construction. All foam is fully bonded to frame. Seat cushions are 3" graded high resiliency (H.R.) block foam with 3" H.R. foam seat back, covered entirely with special bonded polyester fiber to protect final upholstery. No sag-springs are installed in seat & back along with interlocking helicoil springs to prevent sagging and provide additional lower back and seat support.

Upholstery

Seat and back are covered in choice of fabric, vinyl, crypton, leather or COM. ERG uses only water based glues and adhesives in our upholstery process. Contrasting fabrics are available.

Sled Base

Sled Base is constructed of fully welded .875" diameter, 14-gauge steel tubing with hand brazed welds.

COLORS / FINISHES

Metal Finish Colors:

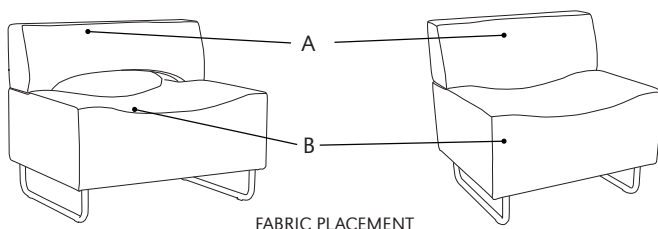
Sled Base:

Standard powder coat colors available. Polished chrome optional.

OPTIONS

- CODE: FR - CAL 133 (TB 133) Fire Retardant
- CODE: MB - Moisture Barrier
- CODE: PC - Polished Chrome - Sled Base
- CODE: 2FO - 2 Fabric Option. When seat and base are upholstered in two different fabrics of your choice
- CODE: TABF() - Fixed Post Tablet Arm
- CODE: SST - Solid Surface Top for Tablet Arms
- CODE: LAM5 - Non-standard laminate for 5 or less tablets see options for upcharge
- CODE: SS5 - Non-standard Solid Surface top for 5 or less tablets

SOFT SEATING	WEIGHT LIMIT
1 Seat	500 lbs.




BURTON WITH OPTIONAL FIXED POST TABLET ARM

DIMENSIONS	Open Loop Back	Closed Loop Back
Seat Width:	35"	30"
Seat Depth:	19"	19"
Seat Height:	16.5"	16.5"
Back Height:	31"	31"
Overall Width:	35"	30"
Overall Depth:	28"	26"
Qty./Wt.:	1 ea./110 lbs.	1 ea./95 lbs.




MODEL / DESCRIPTION / LIST PRICING



4091 Lounge with Sled Base - Closed Loop Back

COM Yardage: 4 Yds. / Back: 1.5 Yds. / Seat: 2.5 Yds.

COM	GR1	GR2	GR3	GR4	GR5	GR6	GR7	GR8	GR9	GR10	LEA
\$2598	\$2780	\$2891	\$3007	\$3127	\$3252	\$3383	\$3518	\$3659	\$3805	\$3957	\$4677



4092 Lounge with Sled Base - Open Loop Back

COM Yardage: 5 Yds. / Back: 2 Yds. / Seat: 3 Yds.

COM	GR1	GR2	GR3	GR4	GR5	GR6	GR7	GR8	GR9	GR10	LEA
\$2722	\$2913	\$3030	\$3150	\$3276	\$3407	\$3543	\$3685	\$3832	\$3985	\$4145	\$4899

TABLET SHAPES

Three Tablet Shapes::

Choose from the three shapes shown and specify; A, B or C and left or right (outside tablet) when ordering.

Example: TABF-(A) Left - this would be a fixed shape A tablet on the left side (when seated).

Laminate Top:

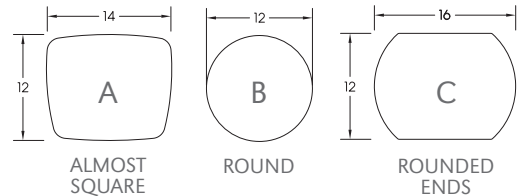
Tablet orders of 5 or less have 4 standard laminate colors:

- Wilsonart Black 1595-60
- Wilsonart Montana Walnut 7110K-78
- Formica Brite White 459-58
- Nevamar Silver Alu Metalx MXT003

Solid Surface Top:

Tablet orders of 5 or less have 4 standard Corian colors:

- Bone
- Bronzite
- Glacier White
- Silver Grey



OPTIONS

Add upcharge to list price and code to model number

FR	CAL 133 (TB 133) Fire Retardant per yard	\$95	/yd.
MB	Moisture Barrier - per unit	\$186	
2FO	Two fabric option	\$104	
PC	Polished Chrome - Sled Base	\$72	

TABF(-)	Fixed Post Tablet (specify A, B or C, left or right side)	\$392	
SST	Solid Surface Tablet Arm - add to tablet option	\$175	
LAM5	Non-standard laminate (5 tablets or less)	\$265	ea. tablet
SS5	Non-standard Solid Surface (5 tablets or less)	Call For Quote	

BURTON OCCASIONAL TABLE

Burton Occasional Tables feature laminate covered top and sides. Metal sled base legs finished in your choice of powder coat paint colors or optional polished chrome.



27" X 30" COFFEE TABLE



27" X 48" COFFEE TABLE

ORDERING INFORMATION

- | | |
|-----------------|--------------------------------|
| 1) Series Name | 4) Powder Coat Leg Color |
| 2) Model Number | 5) Laminate / Veneer Selection |
| 3) Quantity | 6) Optional Items |

BURTON SPECIFICATIONS

Table

Table core is CARB Phase I & Phase II Compliant. Laminate and Veneer backing are glued with water based adhesives.

Laminate Selections

ERG offers over 1000 standard laminate choices from Nevamar, Wilsonart, Formica and Pionite. Solid Surface Corian overlay top tables will be quoted upon request.

Sled Base

Sled Base is constructed of fully welded .875" diameter, 14-gauge steel tubing with hand brazed welds. Finished in your choice of standard powder coat paint color.

OPTIONS

- CODE: PC - Polished Chrome Legs- sled base



OPTIONAL POLISHED CHROME LEGS



POWER / DATA AVAILABLE

Note: Factory installed power/data available, see Accessories online under the 'Products' tab.

BURTON OCCASIONAL TABLES

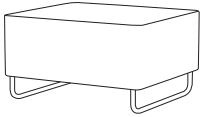
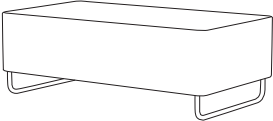


27" X 48" COFFEE TABLE



27" X 30" COFFEE TABLE

MODEL / DESCRIPTION / LIST PRICING

	Model Number	Model Description	Table Top Size	Table Height	Table Top Shape	Shipping Weight	LAMINATE	WOOD VENEER
	BUR2730	Occasional	27"x30"	17"	rectangle with radius corners	35 lbs	\$ 1436	\$ 1723
	BUR2748	Occasional	27"x48"	17"	rectangle with radius corners	40 lbs	\$ 1937	\$ 2324

OPTIONS

Add upcharge to list price and code to model number

PC	Polished Chrome - Sled Base	\$72
----	-----------------------------	------

CABANA OCCASIONAL TABLE

Cabana Occasional Tables are covered top and sides with high pressure laminate, or choose optional 2 different colors. Metal legs are 3" tall x 2" diameter with factory installed poly vinyl glides.



CABANA RECTANGLE



CABANA ROUND

ORDERING INFORMATION

- | | |
|--------------------------|--------------------------------|
| 1) Series Name | 5) Laminate / Veneer Selection |
| 2) Model Number | 6) Optional 2nd Laminate |
| 3) Quantity | 7) Optional Items |
| 4) Powder Coat Leg Color | |

CABANA SPECIFICATIONS

Table

Table core is CARB Phase I & Phase II Compliant. Laminate, wood veneer and phenolic backing are glued with water based adhesives.

Table Tops

ERG offers over 1000 standard laminate choices from Nevamar, Wilsonart, Formica and Pionite. Wood veneer in transparent stain colors and custom stain matching are also available. Solid Surface, 3Form Chroma and stone table tops will be quoted upon request.

Note: Some sizes and diameters are approximate, if using an existing solid surface or other top, please call for exact specs before ordering.

Metal Legs

Legs are of 2" diameter 3" tall, round steel tubing. Legs are sandblasted prior to final powder coating in your choice of standard powder coat colors. Legs have a factory installed poly vinyl glide.

Note: Factory installed power/data available, See accessories online under the 'Products' tab.

OPTIONS


- CODE: 2LC - 2 color laminate choices
- CODE: PC - Polished Chrome Legs
- CODE: WOD - Wood Legs.
- TABLE ACCESSORIES – Wire Management, Power & Communication Options – See accessories online under the 'Products' tab



ELECTRICAL / DATA



CABANA OVAL TABLE








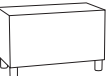

CABANA CORNER TABLE



Applies to:
CAB18D
CAB24D
CAB18S
CAB24S

MODEL / DESCRIPTION / LIST PRICING

CABANA OCCASIONAL TABLES

	Model Number	Model Description	Table Top Size	Table Height	Table Shape	Shipping Weight	LAMINATE	WOOD VENEER
	CAB18D	Occasional	18" dia.	17"	round	40 lbs.	\$1138	\$1454
	CAB24D	Occasional	24" dia.	17"	round	50 lbs.	\$1340	\$2033
	CAB30D	Occasional	30" dia.	17"	round	60 lbs.	\$1629	\$1981
	CAB36D	Occasional	36" dia.	17"	round	80 lbs.	\$1773	\$2212
	CAB42D	Occasional	42" dia.	17"	round	90 lbs.	\$2067	\$2836
	CAB1426	Occasional	14" x 26"	17"	rectangular	40 lbs.	\$1444	\$1875
	CAB1826	Occasional	18" x 26"	17"	rectangular	45 lbs.	\$1468	\$1908
	CAB1726-O	Occasional	17" x 26"	17"	oval	45 lbs.	\$1686	\$2472
	CAB2234-O	Occasional	22" x 34"	17"	oval	60 lbs.	\$1954	\$3079
	CAB18S	Occasional	18" x 18"	17"	square	50 lbs.	\$1236	\$1605
	CAB24S	Occasional	24" x 24"	17"	square	60 lbs.	\$1371	\$1781
	CAB27S	Occasional	27" x 27"	17"	square	63 lbs.	\$1498	\$1948
	CAB30S	Occasional	30" x 30"	17"	square	65 lbs.	\$1625	\$2113
	CAB36S	Occasional	36" x 36"	17"	square	90 lbs.	\$2044	\$2749
	CAB2448	Occasional	24" x 48"	17"	rectangular	85 lbs.	\$2159	\$2807
	CAB3232	Occasional	32" x 32"	17"	square	85 lbs.	\$1892	\$2459

OPTIONS

Add upcharge to list price and code to model number

2LC	2 Color Laminate option	\$186	
PC	Polished Chrome legs	\$27	ea.

STH	Special Table Height	\$159	
WOD	Wood Legs	\$25	ea.



CAPRI OCCASIONAL TABLE

Capri is the perfect portable tablet for many environments, including healthcare. Laminate tablet top mounted to two different solid steel base choices with 1.25" dia. steel tubing.



CAP105 LAMINATE TOP WITH EXPOSED MULTI-PLY EDGE



CAP103 LAMINATE TOP WITH EXPOSED MULTI-PLY EDGE

ORDERING INFORMATION

- | | |
|-----------------|------------------|
| 1) Series Name | 4) Frame Finish |
| 2) Model Number | 5) Top Selection |
| 3) Quantity | |

CAPRI SPECIFICATIONS

Table Tops

Table tops offered for the Capri include 0.75" Laminate/Veneer with exposed multi-ply edge or 0.5" Solid Surface.

Frame

The Capri features a fully welded 1.25" dia. steel tube column with a solid steel base. Base is available in two shapes - rectangle and rounded ends.

Glides

Factory installed black vinyl glides.

TABLE SHAPES

3 Table Shapes for each base:

Tables are available in 6 shapes (3 per base). See dimensions on following pages for all table top sizes

COLORS / FINISHES

Base:

Available in standard powder coat colors.

Veneer

Maple veneer top with exposed multi-ply edge in standard transparent wood stain colors.

Laminate

Standard laminate top with exposed multi-ply edge available in:
Wilsonart Black 1595-60
Formica Brite White 459-58
Nevamar Silver Alu Metalx MXT003
Wilsonart Montana Walnut 7110K-78

Solid Surface

Stock solid surface top is available in:
Corian Bone, Bronzite, Glacier White, and Silver Grey.

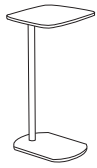
Other Laminates and surfaces available with minimum quantities.

OPTIONS

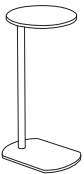
- CODE: LAM5 - Non-standard laminate for 5 or less tablets see options for upcharge
- CODE: SS5 - Non-standard Solid Surface top for 5 or less tablets



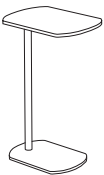
MODEL / DESCRIPTION / LIST PRICING



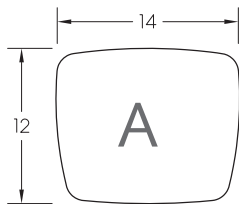
Model Number	Model Description	Tablet Shape	Table Height	Shipping Weight	MULTI-PLY LAMINATE TOP	VENEER TOP	SOLID SURFACE TOP
CAP101	Occasional	Almost Square (A)	26"	28 lbs.	\$738	\$817	\$1271



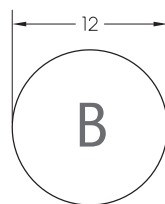
CAP102	Occasional	Round (B)	26"	28 lbs.	\$738	\$817	\$1271
---------------	------------	-----------	-----	---------	-------	-------	--------



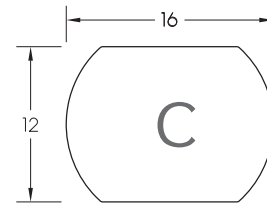
CAP103	Occasional	Rounded Ends (C)	26"	28 lbs.	\$738	\$817	\$1271
---------------	------------	------------------	-----	---------	-------	-------	--------



A
ALMOST SQUARE



B
ROUND



C
ROUNDED ENDS

OPTIONS

Add upcharge to list price and code to model number

LAM5	Non-standard laminate (5 tablets or less)	\$265	ea. tablet	SS5	Non-standard Solid Surface (5 tablets or less)	Call For Quote
------	---	-------	------------	-----	--	----------------



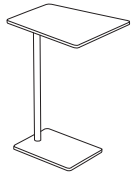
MODEL / DESCRIPTION / LIST PRICING



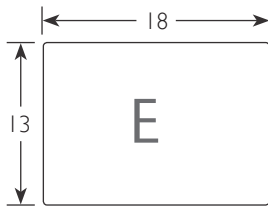
Model Number	Model Description	Tablet Shape	Table Height	Shipping Weight	MULTI-PLY LAMINATE TOP	VENEER TOP	SOLID SURFACE TOP
CAP104	Occasional	Rectangle (E)	26"	28 lbs.	\$658	\$759	\$1392



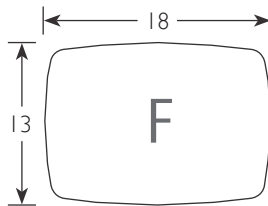
CAP105	Occasional	Almost Rectangle (F)	26"	28 lbs.	\$682	\$786	\$1460
---------------	------------	----------------------	-----	---------	-------	-------	--------



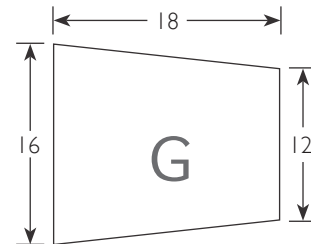
CAP106	Occasional	Trapezoid (G)	26"	28 lbs.	\$698	\$794	\$1505
---------------	------------	---------------	-----	---------	-------	-------	--------



RECTANGLE



ALMOST RECTANGLE



TRAPEZOID

OPTIONS

Add upcharge to list price and code to model number

LAM5	Non-standard laminate (5 tablets or less)	\$265	ea. tablet	SS5	Non-standard Solid Surface (5 tablets or less)	Call For Quote
------	---	-------	------------	-----	--	----------------

CARLTON

The Carlton collection encompasses three shells, the Guest chair, the Mid-Back and the High-Back. They offer a fully upholstered seat, and features an added seat cushion for extra softness and comfort. This collection suits a wide range of applications, from Office to Lobby seating, and has an extensive array of bases.



GUEST CHAIR
4 LEG



MID-BACK
HIGH FIVE GLIDE SWIVEL



HIGH BACK
CROSS SLED

ORDERING INFORMATION

To Order Please Specify:

- 1) Series Name
- 2) Model Number
- 3) Quantity
- 4) Fabric Grade & Number
- 5) Base Finish
- 6) Optional Items

SOFT SEATING	WEIGHT LIMIT
1 Seat	500 lbs.

STANDARD BASE FINISHES

- 4 Leg:** Polished Chrome
- 4-Star base:** Polished Chrome Only
- High Five Glide Swivel:** Polished Chrome
- 5-Star Swivel Casters:** Polished Aluminum
- Cross Sled Wire Frame:** Polished Chrome
- Wood Legs:** Standard Water-Based Wood Stain Colors

OPTIONAL BASE FINISHES

- 4 Leg:** Powder Coat
- High Five Glide Swivel:** Powder Coat
- 5-Star Swivel Casters:** Powder Coat
- Cross Sled Wire Frame:** Powder Coat

CARLTON GENERAL SPECIFICATIONS

Upholstery / Foam

2" thick high resiliency foam with a 2" seat cushion with flexible webbing installed for added support and soft sit.

Base Details

4 Leg: Frames are fully welded 14-gauge, 1" diameter tubular steel with steel glides.

4 Star Steel Base: Auto return steel construction with fixed seat height with adjustable steel glides.

High Five Glide Swivel: 360° swivel, brushed stainless steel construction with fixed seat height and plastic glides.

5-Star Swivel Casters: 360° swivel, polished aluminum construction with adjustable seat height on black casters.

Cross Sled Wire Frame: .50" diameter, cold roll steel continuous solid rod with plastic glides.

Wood Legs: 1.75" diameter Beech wood legs, tapered down to 1.5" diameter with plastic glides. Wood legs attached with powder coated steel plate in black.

Graded-In & COM Fabric Testing

Due to the complexity of the upholstery process, please submit your Graded-in/COM for testing. A 10"x10" sample is required. **ALL FABRIC MUST BE PRE APPROVED.** Please see Approved Fabrics link under product webpage images.

OPTIONS

- CODE: FR - CAL 133 (TB 133) Fire Retardant
- CODE: MB - Moisture Barrier
- CODE: SF - Powder Coat Paint Color
- CODE: 2FO - 2 Fabric Option - when seat and back are upholstered in two different fabrics of your choice

DIMENSIONS	4 Leg Base	4-Star Base	Cross Sled Wire Frame	5-Star Base
Seat Height:	17.25"	17.75"	17"	17-19"
Seat Width:	18"	18"	18"	18"
Seat Depth:	17"	17"	17"	17"
Overall Height:	33.5"	33.5"	34.5"	33-35"
Overall Width:	24.5"	24.5"	24.5"	24.5"
Overall Depth:	22.5"	22.5"	22.5"	22.5"
Qty./Wt.:	1 ea./28 lbs.	1 ea./30 lbs.	1 ea./26 lbs.	1 ea./32 lbs.



GUEST CHAIR
4 LEG



GUEST CHAIR
5-STAR SWIVEL CASTERS

MODEL / DESCRIPTION / LIST PRICING



8710 4 Legs

COM Yardage: 2.5 Yds. / Back: 1.5 Yds. / Seat: 1 Yd.

COM	GR1	GR2	GR3	GR4	GR5	GR6	GR7	GR8	GR9	GR10	LEA
\$937	\$1010	\$1083	\$1156	\$1235	\$1313	\$1392	\$1471	\$1550	\$1628	\$1707	\$1948



8712 4 Star Steel Swivel Base in Polished Chrome Only

COM Yardage: 2.5 Yds. / Back: 1.5 Yds. / Seat: 1 Yd.

COM	GR1	GR2	GR3	GR4	GR5	GR6	GR7	GR8	GR9	GR10	LEA
\$957	\$1030	\$1103	\$1177	\$1255	\$1333	\$1412	\$1491	\$1570	\$1648	\$1727	\$1968



8714 Cross Sled Wire Frame

COM Yardage: 2.5 Yds. / Back: 1.5 Yds. / Seat: 1 Yd.

COM	GR1	GR2	GR3	GR4	GR5	GR6	GR7	GR8	GR9	GR10	LEA
\$1006	\$1079	\$1152	\$1224	\$1304	\$1382	\$1461	\$1539	\$1618	\$1697	\$1776	\$2017



8718 5 Star Swivel Base with Casters

COM Yardage: 2.5 Yds. / Back: 1.5 Yds. / Seat: 1 Yd.

COM	GR1	GR2	GR3	GR4	GR5	GR6	GR7	GR8	GR9	GR10	LEA
\$1181	\$1250	\$1319	\$1388	\$1463	\$1537	\$1612	\$1686	\$1760	\$1834	\$1909	\$2136

OPTIONS

Add upcharge to list price and code to model number

FR	CAL 133 (TB 133) Fire Retardant per yard	\$95	/yd.
MB	Moisture Barrier - per seat	\$133	

2FO	Two fabric option	\$104	
SF	Powder Coat Color Finish	\$51	

DIMENSIONS	4-Star Base	Cross Sled Wire Frame	High Five Glide Swivel	Wood Legs
Seat Height:	17"	17.25"	17.75"	16"
Seat Width:	19"	19"	19"	19"
Seat Depth:	17"	17"	17"	17"
Overall Height:	35"	38"	37.5"	33.5"
Overall Width:	27.5"	27.5"	27.5"	27.5"
Overall Depth:	24.5"	24.5"	24.5"	24.5"
Qty./Wt.:	1 ea./34 lbs.	1 ea./30 lbs.	1 ea./38 lbs.	1 ea./40 lbs.



MID-BACK CHAIR
WOOD LEGS



MID-BACK CHAIR
4-STAR BASE

MODEL / DESCRIPTION / LIST PRICING



8720 4 Star Steel Swivel Base in Polished Chrome Only

COM Yardage: 3 Yds. / Back: 2 Yds. / Seat: 1 Yd.

COM	GR1	GR2	GR3	GR4	GR5	GR6	GR7	GR8	GR9	GR10	LEA
\$1162	\$1242	\$1322	\$1402	\$1482	\$1562	\$1642	\$1722	\$1802	\$1882	\$1952	\$2167



8722 Cross Sled Wire Frame

COM Yardage: 3 Yds. / Back: 2 Yds. / Seat: 1 Yd.

COM	GR1	GR2	GR3	GR4	GR5	GR6	GR7	GR8	GR9	GR10	LEA
\$1265	\$1345	\$1425	\$1505	\$1585	\$1665	\$1745	\$1825	\$1905	\$1985	\$2055	\$2270



8724 High Five Glide Swivel

COM Yardage: 3 Yds. / Back: 2 Yds. / Seat: 1 Yd.

COM	GR1	GR2	GR3	GR4	GR5	GR6	GR7	GR8	GR9	GR10	LEA
\$1390	\$1470	\$1550	\$1630	\$1710	\$1790	\$1870	\$1950	\$2030	\$2110	\$2180	\$2395



8726 Wood Legs

COM Yardage: 3 Yds. / Back: 2 Yds. / Seat: 1 Yd.

COM	GR1	GR2	GR3	GR4	GR5	GR6	GR7	GR8	GR9	GR10	LEA
\$1580	\$1660	\$1740	\$1820	\$1900	\$1980	\$2060	\$2140	\$2220	\$2300	\$2370	\$2585

OPTIONS

Add upcharge to list price and code to model number

FR	CAL 133 (TB 133) Fire Retardant per yard	\$95	/yd.
MB	Moisture Barrier - per seat	\$133	

2FO	Two fabric option	\$104	
SF	Powder Coat Color Finish	\$51	

DIMENSIONS	4-Star Base	Cross Sled Wire Frame	High Five Glide Swivel	Wood Legs
Seat Height:	17.25"	17"	18"	16"
Seat Width:	19"	19"	19"	19"
Seat Depth:	17"	17"	17"	17"
Overall Height:	41"	44"	43.5"	40"
Overall Width:	27.5"	27.5"	27.5"	27.5"
Overall Depth:	24.5"	24.5"	24.5"	24.5"
Qty./Wt.:	1 ea./39 lbs.	1 ea./35 lbs.	1 ea./43 lbs.	1 ea./45 lbs.



HIGH-BACK CHAIR
CROSS SLED WIRE FRAME



HIGH-BACK CHAIR
4-STAR BASE

MODEL / DESCRIPTION / LIST PRICING



8730 4 Star Steel Swivel Base in Polished Chrome Only

COM Yardage: 3.5 Yds. / Back: 2.5 Yds. / Seat: 1 Yd.

COM	GR1	GR2	GR3	GR4	GR5	GR6	GR7	GR8	GR9	GR10	LEA
\$1421	\$1511	\$1591	\$1671	\$1751	\$1831	\$1911	\$1991	\$2071	\$2151	\$2221	\$2436



8732 Cross Sled Wire Frame

COM Yardage: 3.5 Yds. / Back: 2.5 Yds. / Seat: 1 Yd.

COM	GR1	GR2	GR3	GR4	GR5	GR6	GR7	GR8	GR9	GR10	LEA
\$1426	\$1516	\$1596	\$1676	\$1756	\$1836	\$1916	\$1996	\$2076	\$2156	\$2226	\$2441



8738 High Five Glide Swivel Base

COM Yardage: 3.5 Yds. / Back: 2.5 Yds. / Seat: 1 Yd.

COM	GR1	GR2	GR3	GR4	GR5	GR6	GR7	GR8	GR9	GR10	LEA
\$1742	\$1832	\$1912	\$1992	\$2072	\$2152	\$2232	\$2312	\$2392	\$2472	\$2542	\$2757



8736 Wood Legs

COM Yardage: 3.5 Yds. / Back: 2.5 Yds. / Seat: 1 Yd.

COM	GR1	GR2	GR3	GR4	GR5	GR6	GR7	GR8	GR9	GR10	LEA
\$1782	\$1872	\$1952	\$2032	\$2112	\$2192	\$2272	\$2352	\$2432	\$2512	\$2582	\$2797

OPTIONS

Add upcharge to list price and code to model number

FR	CAL 133 (TB 133) Fire Retardant per yard	\$95	/yd.
MB	Moisture Barrier - per seat	\$133	

2FO	Two fabric option	\$104	
SF	Powder Coat Color Finish	\$51	



CAYMAN TABLE OF CONTENTS

Cayman Specifications	2
Cayman Cafe	3
Cayman Training	5
Cayman Occasional.....	6

CAYMAN TABLE

The Cayman Table Series feature polished chrome X-base and T-leg bases. These versatile tables are perfect for dining and training areas and complement several of our seat offerings.



CAFE TABLE



TRAINING TABLE



OCCASIONAL TABLE

ORDERING INFORMATION

- | | | | |
|-------------------------------|-----------------|---|-------------------|
| 1) Series Name | 2) Model Number | 6) Edge Table Style Code and Color | 7) Optional Items |
| 3) Size | 4) Quantity | 8) Solid Surface Available- Please Call | |
| 5) Laminate Selection and No. | | | |

TABLE TOP SPECIFICATIONS

Table Tops

Table top core is CARB Phase I & Phase II Compliant. Laminate, wood veneer and phenolic backing are glued with water based adhesives.

FINISHES

Laminate/Veneer Selections

ERG offers over 1000 standard laminate choices from Nevamar, Wilsonart, Formica and Pionite. Wood veneer is available in transparent stain colors - custom stain matching available.

Edge Selections

ERG offers a wide variety of table top edge materials including PVC, wood, aluminum and resin/urethane.

Special Edge Note: When ganging or butting tables together, ERG recommends using 3MM flat edge or flat wood edge. Square tables using PVC **T-MOLD** edge will have a 2" radius on all corners.

Table Base/Legs

Polished Chrome

OPTIONS

- CODE: ASB - Anti-Sag Bar for tables under 72"
- CODE: SF - Powder Coat Color Finish (per base)
- CODE: STH - Special Table Height (any table height other than 29" or bar height)
- CODE: RAD - 3" Radius Corners for 3MM Edge
- CODE: ULW - Ultra Lightweight Top

CAYMAN/ISLAND TABLE BASE SPECIFICATIONS

Café

Table Height Standard is 29" to 30" (cafe) or 42" (bar height) but may vary depending on table top specified.

Occasional Table

Table Height Table height is 17" or 22"

Base Specifications

Column

- 2.5" dia. - 20" and 24" inch X-bases and 22" T-leg
- 3" dia. - 28" and 32" inch X-bases
- Steel tubing

Cafe X-Base 20", 24", 28" and 32" X-base spreads.

Occ X-Base 20", 24" and 28" X-base spreads.

T-Leg 16" and 22" base spread.

Glides Adjustable glides

Assembly Steel tubing is bolted from column to top plate (No Tie-Rod assembly)

Plate 10" x 10" square • 12" X 12" square
14" X 14" square



GLIDE DETAIL



CAYMAN 36" ROUND CAFE TABLE



CAYMAN 30" SQUARE CAFE TABLE

MODEL / DESCRIPTION / LIST PRICING

CAYMAN CAFE TABLES (29" height)

LAMINATE TOP

VENEER TOP

●
ROUND

■
SQUARE

Model Number	Table Top Size	Base Spread	Shpg. Wght.	GRP 1	GRP 2	GRP 3	GRP 4	GRP 5	GRP 6	GRP 7	GRP 8	GRP 9
CAY24D	24" dia.	20"- X	32 lbs.	\$430	\$439	\$501	\$554	\$659	\$748	\$853	\$1151	\$1289
CAY30D	30" dia.	24"- X	43 lbs.	\$487	\$499	\$580	\$650	\$790	\$907	\$1047	\$1342	\$1462
CAY36D	36" dia.	28"- X	53 lbs.	\$553	\$567	\$666	\$751	\$921	\$1062	\$1231	\$1545	\$1661
CAY42D	42" dia.	32"- X	81 lbs.	\$656	\$674	\$803	\$913	\$1134	\$1318	\$1538	\$1870	\$1971
CAY24S	24" x 24"	20"- X	40 lbs.	\$436	\$446	\$509	\$564	\$674	\$765	\$875	\$1172	\$1309
CAY2430S	24" x 30"	24"- X	49 lbs.	\$467	\$478	\$553	\$617	\$745	\$852	\$980	\$1276	\$1402
CAY30S	30" x 30"	28"- X	54 lbs.	\$487	\$499	\$580	\$650	\$790	\$907	\$1047	\$1342	\$1462
CAY36S	36" x 36"	32"- X	67 lbs.	\$553	\$567	\$666	\$751	\$921	\$1062	\$1231	\$1545	\$1661

OPTIONS

Add upcharge to list price and code to model number

STH	Special Table Height (other than 29")	\$159	per base
SF	Powder Coat finish - in standard colors	\$64	per base

RAD	3" Radius Corners for 3MM Edge	\$212	per table
-----	--------------------------------	-------	-----------



CAYMAN 36" SQUARE BAR HEIGHT TABLE

MODEL / DESCRIPTION / LIST PRICING

CAYMAN BAR HEIGHT TABLES (42" height)

LAMINATE TOP

VENEER TOP

●
ROUND

■
SQUARE

Model Number	Table Top Size	Base Spread	Shpg. Wght.	GRP 1	GRP 2	GRP 3	GRP 4	GRP 5	GRP 6	GRP 7	GRP 8	GRP 9
CAYH24D	24" dia.	20"- X	40 lbs.	\$559	\$568	\$630	\$683	\$788	\$877	\$982	\$1435	\$1674
CAYH30D	30" dia.	24"- X	50 lbs.	\$616	\$628	\$709	\$779	\$919	\$1036	\$1176	\$1626	\$1846
CAYH36D	36" dia.	32"- X	63 lbs.	\$682	\$696	\$795	\$880	\$1050	\$1191	\$1360	\$1829	\$2046
CAYH2430S	24" x 30"	24"- X	49 lbs.	\$596	\$607	\$682	\$746	\$874	\$981	\$1109	\$1560	\$1787
CAYH30S	30" x 30"	28"- X	54 lbs.	\$616	\$628	\$709	\$779	\$919	\$1036	\$1176	\$1626	\$1846
CAYH36S	36" x 36"	32"- X	69 lbs.	\$682	\$696	\$795	\$880	\$1050	\$1191	\$1360	\$1829	\$2046

OPTIONS

Add upcharge to list price and code to model number

STH	Special Table Height (other than 29")	\$159	per base
SF	Powder Coat finish - in standard colors	\$64	per base

RAD	3" Radius Corners for 3MM Edge	\$212	per table
-----	--------------------------------	-------	-----------



CAYMAN 24" X 60" TABLE

MODEL / DESCRIPTION / LIST PRICING

CAYMAN RECTANGLE TABLES

LAMINATE TOP

VENEER TOP

RECTANGLE

Model Number	Table Top Size	Base Spread	Shpg. Wght.	LAMINATE TOP					VENEER TOP			
				GRP 1	GRP 2	GRP 3	GRP 4	GRP 5	GRP 6	GRP 7	GRP 8	GRP 9
CAY1836	18 X 36	16"- T	53 lbs.	\$501	\$512	\$587	\$650	\$778	\$885	\$1013	\$1350	\$1503
CAY1848	18 X 48	16"- T	59 lbs.	\$527	\$539	\$623	\$694	\$838	\$957	\$1100	\$1436	\$1581
CAY1860	18 X 60	16"- T	66 lbs.	\$553	\$566	\$659	\$738	\$897	\$1029	\$1188	\$1523	\$1659
CAY1872	18 X 72	16"- T	80 lbs.	\$643	\$657	\$759	\$846	\$1020	\$1166	\$1340	\$1751	\$1929
CAY2436	24 X 36	22"- T	61 lbs.	\$531	\$543	\$628	\$700	\$846	\$967	\$1113	\$1449	\$1592
CAY2448	24 X 48	22"- T	70 lbs.	\$563	\$577	\$673	\$756	\$921	\$1058	\$1223	\$1558	\$1690
CAY2460	24 X 60	22"- T	79 lbs.	\$596	\$611	\$719	\$811	\$996	\$1150	\$1334	\$1668	\$1789
CAY2472	24 X 72	22"- T	88 lbs.	\$693	\$710	\$829	\$931	\$1135	\$1305	\$1509	\$1919	\$2080
CAY3036	30 X 36	22"- T	68 lbs.	\$573	\$587	\$682	\$763	\$926	\$1062	\$1226	\$1576	\$1719
CAY3048	30 X 48	22"- T	79 lbs.	\$612	\$628	\$737	\$830	\$1017	\$1173	\$1360	\$1708	\$1838
CAY3060	30 X 60	22"- T	90 lbs.	\$652	\$669	\$792	\$897	\$1108	\$1283	\$1493	\$1841	\$1957
CAY3072	30 X 72	22"- T	102 lbs.	\$756	\$775	\$912	\$1029	\$1263	\$1458	\$1692	\$2115	\$2269

Note: Not available with flip top or casters

OPTIONS

Add upcharge to list price and code to model number

ASB	Anti-Sag Bar for tables under 72"	\$85	
STH	Special Table Height (other than 29")	\$159	per base
SF	Powder Coat finish - in standard colors	\$64	per base

RAD	3" Radius Corners for 3MM Edge	\$212	per table
ULW	Ultra Lightweight Top	\$201	



30" ROUND OCCASIONAL TABLE

MODEL / DESCRIPTION / LIST PRICING

CAYMAN ROUND OCCASIONAL TABLES

●
ROUND

Model Number	Table Top Size	Base Spread	Table Height	Shpg. Weight	LAMINATE TOP EDGE 2B OR 3A	LAMINATE TOP FLAT EDGE 4B	LAMINATE TOP KNIFE EDGE 6-J	VENEER TOP EDGE 8G	SOLID SURFACE TOP
CAYO20D	20" dia.	20" - X	17"	35 lbs.	\$570	\$701	\$890	\$1240	CALL
CAYO24D	24" dia.	20" - X	17"	40 lbs.	\$595	\$719	\$980	\$1265	CALL
CAYO30D	30" dia.	24" - X	17"	45 lbs.	\$625	\$790	\$1030	\$1285	CALL
CAYO36D	36" dia.	28" - X	17"	50 lbs.	\$705	\$815	\$1095	\$1402	CALL
CAYO20DT	20" dia.	20" - X	22"	35 lbs.	\$590	\$714	\$898	\$1260	CALL
CAYO24DT	24" dia.	20" - X	22"	40 lbs.	\$615	\$780	\$1005	\$1280	CALL

OPTIONS

Add upcharge to list price and code to model number

SF	Powder Coat Color (per base)	\$64
----	------------------------------	------



24" SQUARE OCCASIONAL TABLE

MODEL / DESCRIPTION / LIST PRICING

CAYMAN SQUARE OCCASIONAL TABLES

	Model Number	Table Top Size	Base Spread	Table Height	Shpg. Weight	LAMINATE TOP	LAMINATE TOP	LAMINATE TOP	VENEER TOP	SOLID SURFACE
						EDGE 2B OR 3A	FLAT EDGE 4B	KNIFE EDGE 6-J	EDGE 8G	TOP
<div style="display: flex; align-items: center;"> <div style="width: 15px; height: 15px; background-color: black; margin-right: 5px;"></div> SQUARE </div>	CAYO20S	20" x 20"	20" - X	17"	45 lbs.	\$574	\$705	\$898	\$1244	CALL
	CAYO24S	24" x 24"	20" - X	17"	50 lbs.	\$597	\$721	\$985	\$1268	CALL
	CAYO30S	30" x 30"	28" - X	17"	55 lbs.	\$627	\$792	\$1035	\$1288	CALL
	CAYO20ST	20" x 20"	20" - X	22"	47 lbs.	\$594	\$718	\$905	\$1260	CALL
	CAYO24ST	24" x 24"	20" - X	22"	52 lbs.	\$617	\$782	\$1008	\$1263	CALL

OPTIONS

Add upcharge to list price and code to model number

SF	Powder Coat Color (per base)	\$64
----	------------------------------	------

CODY OCCASIONAL TABLE

Cody Occasional Table built with your choice of laminate, wood veneer, stone, chroma or solid surface top on a welded 0.875" diameter steel tube frame.



ORDERING INFORMATION

- | | |
|-----------------|--------------------------------|
| 1) Series Name | 4) Frame Finish |
| 2) Model Number | 5) Laminate / Veneer Selection |
| 3) Quantity | 6) Optional Items |

CODY SPECIFICATIONS

Table

Table top is CARB Phase I & Phase II Compliant. Laminate, wood veneer and phenolic backing are glued with water based adhesives. Table Top is 0.75" thick.

Table Tops

ERG offers over 1000 standard laminate choices from Nevamar, Wilsonart, Formica and Pionite. Wood veneer in transparent stain colors and custom stain matching are also available. Solid Surface, 3Form Chroma and stone table tops will be quoted upon request.

Frame

The Cody features a welded 0.875" 14-gauge diameter steel tube frame. Frames are sandblasted prior to final powder coating in your choice of standard powder coat colors.

Glides

Factory installed adjustable steel glides.



CODY RECTANGLE COFFEE TABLE



CODY ROUND COFFEE TABLE




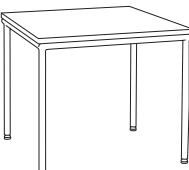


CODY SQUARE END TABLE



CODY ROUND END TABLE

MODEL / DESCRIPTION / LIST PRICING

CODY OCCASIONAL TABLES

	Model Number	Model Description	Table Top Size	Table Height	Table Shape	Shipping Weight	LAMINATE TOP EDGE 2B OR 3A	VENEER TOP EDGE 8G
	COD24D	Occasional	24" dia.	17"	round	40 lbs.	\$893	\$1104
	COD28D	Occasional	28" dia.	17"	round	50 lbs.	\$952	\$1162
	COD24DT	Occasional	24" dia.	22"	round	40 lbs.	\$915	\$1169
	COD20S	Occasional	20 x 20"	17"	square	45 lbs.	\$930	\$1250
	COD24S	Occasional	24 x 24"	17"	square	50 lbs.	\$968	\$1287
	COD28S	Occasional	28 x 28"	17"	square	55 lbs.	\$1012	\$1222
	COD36S	Occasional	36 x 36"	17"	square	60 lbs.	\$1151	\$1402
	COD42S	Occasional	42 x 42"	17"	square	70 lbs.	\$1255	\$1537
	COD20ST	Occasional	20 x 20"	22"	square	50 lbs.	\$952	\$1272
	COD36D	Occasional	36" dia.	17"	round	60 lbs.	\$1033	\$1244
	COD42D	Occasional	42" dia.	17"	round	60 lbs.	\$1077	\$1287
	COD4824	Occasional	48" x 24"	17"	rectangular	45 lbs.	\$1325	\$1643
	COD6024	Occasional	60" x 24"	17"	rectangular	60 lbs.	\$1514	\$1833

POLISHED CHROME NOT AVAILABLE ON CODY TABLES

COMPUTER ACCESSORIES FOR TABLES



CPU Holder (under table)

Under surface slide out CPU holder

list price each


\$461



Monitor Arm

Fully-articulating monitor arm

\$442



Keyboard Support

Fully-articulating adjustable height keyboard support with reversible mouse pad

\$510

CONNOS TABLE OF CONTENTS

Specifications..... 2

Options..... 3

Tabouret Pricing..... 4

Vertical Tablet Arm Tabouret Pricing..... 5

Diagonal Tablet Arm Tabouret Pricing..... 6

Two Seat Bench Pricing..... 7

Three Seat Bench Pricing..... 8

Cluster Component Pricing..... 9

Star Grande Component Pricing..... 10

Arc Unit Pricing..... 11-12

Corner Pricing..... 13

Bench W/ Online Table Pricing..... 14-15

End Table Pricing..... 16-17

24" Round Table Pricing..... 18

30" Round Table Pricing..... 19

End Table Pricing..... 20

Decorative Ganging..... 21

Flat Ganging..... 22

Multiple Fabric Placement Diagram..... 23

Model Overview..... 24

Overall Dimensions..... 25


Angle Unit Dimensions..... 26

Configurations/Sample Pricing..... 27-32

Cluster Configurations..... 33


Seating Arrangements..... 34

Online Tables..... 35



CONNOS CLUSTER SEATING

Connos features comfortable seating with a geometric layout. Each bench configuration can be extended at any time.



STAR CENTER CONFIGURATION
Configuration consists of 3 pieces:
Qty. Description
2 - 7410 Star
1 - 7408 3 Seat Bench
2 - 7433 Flat Ganging

ORDERING INFORMATION

- | | |
|--------------------------|----------------------------------|
| 1) Series Name | 5) Optional Items |
| 2) Model Number | 6) Tufting |
| 3) Quantity | 7) Ganging |
| 4) Fabric Grade & Number | 8) Specify Laminate or Stain Top |

CONNOS SPECIFICATIONS

Upholstery

Seat is covered in choice of fabric, vinyl, crypton, leather or COM. ERG uses only water based glues and adhesives in our upholstery process.

Frame Construction

Frame made out of hardwood with flexible webbing installed on seat for added support and soft sit. Frame is machine screwed to wood frame for durability.

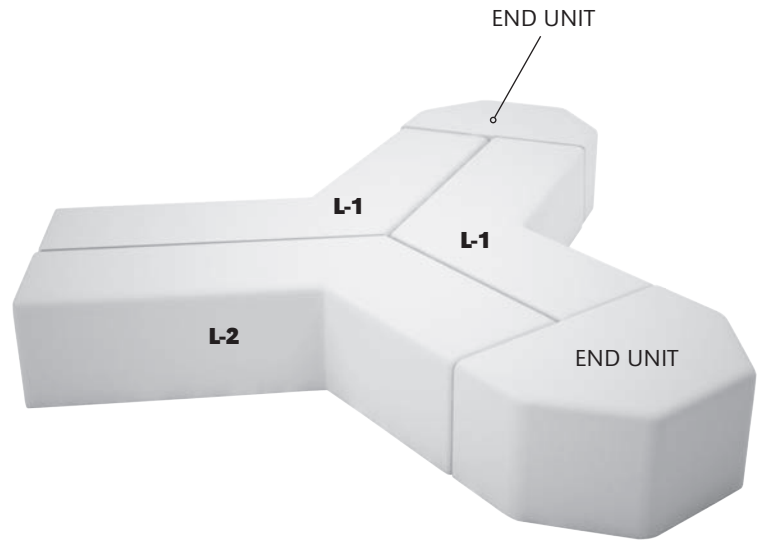
Power / Data

Units are available with cove or flush units offering power data and usb charging. Please consult with your network administrator and ERG Customer Service.

Factory installed power/data available, See accessories online under the 'Products' tab.

Glides

Each unit comes with 4 adjustable 1.75" polyvinyl glides.



STAR
Configuration consists of 3 pieces + end units:
Qty. Description
2 - **L-1** Angle Unit
1 - **L-2** Angle Unit
2 - 7411 Upholstered End Unit
5 - 7433 Flat Ganging

SOFT SEATING	WEIGHT LIMIT
1 Seat	500 lbs.
2 Seat	1000 lbs.
3 Seat	1500 lbs.

TABLET SHAPES

Choose from 2 Tablet Shapes:

Tablets for Connos modular series are available in 2 shapes shown and specify B or D and left or right (outside tablet) when ordering.

Example: Model Number - (B) Left - this would be a fixed shape

B tablet on the left side (when seated).

Laminate Top:

Tablet orders of 5 or less have 4 standard laminate colors:

- Wilsonart Black 1595-60
- Wilsonart Montana Walnut 7110K-78
- Formica Brite White 459-58
- Nevamar Silver Alu Metalx MXT003

Solid Surface Top:

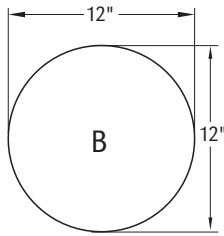
Tablet orders of 5 or less have 4 standard Corian colors:

- Bone
- Bronzite
- Glacier White
- Silver Grey

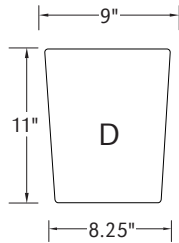
Tablet Arms for Connos are available in diagonal and vertical. Tablet arms for the Connos series are spaced to accentuate the sleek thin blade arm



Tablet height is 27" from the floor.



ROUND




TRAPEZOID



Vertical Arm



Diagonal Arm



Cove Power/Data/USB

Factory installed power/data available, See accessories online under the 'Products' tab



1.75" Dia. Glide



3" Locking Casters



Decorative Ganging Bracket



Flat Ganging Bracket

NOTE: Decorative ganging devices used for straight configurations only

NOTE: Flat ganging devices used for curve and straight configurations

OPTIONS

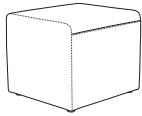
- CODE: FR - CAL 133 (TB 133) Fire Retardant.
- CODE: MB-1 - Moisture Barrier Single Seat
- CODE: MB-2 - Moisture Barrier Two Seat
- CODE: MB-3 - Moisture Barrier Three Seat
- CODE: MB-4 - Moisture Barrier Four Seat
- CODE: TABF() - Fixed Laminate Tablet - outside or between two modular units (specify tablet shape D or B)
- CODE: SST - Solid Surface Top
- CODE: LAM5 - Non-standard laminate for 5 or less tablets see options for upcharge
- CODE: AGP - Adjustable Poly Glides (Laminate Cylinder Tables)
- CODE: SS5 - Non-standard Solid Surface top for 5 or less tablets
- CODE: E3A - Edge 3A 3MM PVC Woodtone
- CODE: E4B - Edge 4B Multi-Ply Exposed Core

DIMENSIONS	Sq. Tabouret	Mobile Sq. Tabouret
Overall Width:	20"	20"
Overall Depth:	20"	20"
Seat Height:	18"	18"
# of Seats:	1	1
Qty./Wt. per carton:	1 ea./18 lbs.	1 ea./26 lbs.



SQUARE TABOURET

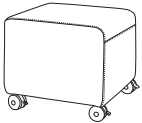
MODEL / DESCRIPTION / LIST PRICING



7400 Square Tabouret (no casters)

COM Yardage: 2.25 Yds. / Top: .75 Yd. / Base: 1.5 Yd.

COM	GR1	GR2	GR3	GR4	GR5	GR6	GR7	GR8	GR9	GR10	LEA
\$1005	\$1075	\$1118	\$1162	\$1210	\$1259	\$1308	\$1361	\$1414	\$1472	\$1530	\$1809



7401 Mobile Square Tabouret (w/ casters)

COM Yardage: 2.25 Yds. / Top: .75 Yd. / Base: 1.5 Yd.

COM	GR1	GR2	GR3	GR4	GR5	GR6	GR7	GR8	GR9	GR10	LEA
\$1118	\$1197	\$1244	\$1294	\$1346	\$1400	\$1455	\$1513	\$1574	\$1637	\$1702	\$2012



MOBILE SQUARE TABOURET

OPTIONS

Add upcharge to list price and code to model number

FR	CAL 133 (TB 133) Fire Retardant per yard	\$95	/yd.
MB-1	Moisture Barrier single seat	\$95	

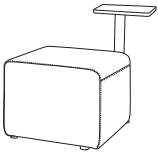
2FO	Two Fabric Option	\$104	
-----	-------------------	-------	--

DIMENSIONS	Sq. Tabouret outside vert tablet arm	Mobile Sq. Tabouret outside vertical tablet arm
Overall Width:	21"	21"
Overall Depth:	25"	25"
Tablet Height:	-	27"
Seat Height:	18"	18"
# of Seats:	1	1
Qty./Wt. per carton:	1 ea./22 lbs.	1 ea./22 lbs.



MOBILE SQUARE TABOURET
W/ VERTICAL TABLET ARM

MODEL / DESCRIPTION / LIST PRICING



7402(B/D) Square Tabouret outside vertical tablet arm (no casters) COM Yardage: 2.25 Yds. / Top: .75 Yd. / Base: 1.5 Yd.

COM	GR1	GR2	GR3	GR4	GR5	GR6	GR7	GR8	GR9	GR10	LEA
\$1484	\$1587	\$1651	\$1716	\$1785	\$1856	\$1931	\$2008	\$2088	\$2171	\$2260	\$2670



7403(B/D) Mobile Square Tabouret outside vertical tablet arm (w/ casters) COM Yardage: 2.25 Yds. / Top: .75 Yd. / Base: 1.5 Yd.

COM	GR1	GR2	GR3	GR4	GR5	GR6	GR7	GR8	GR9	GR10	LEA
\$1592	\$1703	\$1771	\$1844	\$1917	\$1993	\$2074	\$2157	\$2242	\$2331	\$2426	\$2865

TABLET SHAPES

Two Tablet Shapes::

Choose from the two shapes shown and specify; B or D and left or right (outside tablet) when ordering.
Example: TABF-(B) Left - this would be a fixed shape B tablet on the left side (when seated).

Laminate Top:

- Tablet orders of 5 or less have 4 standard laminate colors:
- Wilsonart Black 1595-60
 - Wilsonart Montana Walnut 7110K-78
 - Formica Brite White 459-58
 - Nevamar Silver Alu Metalx MXT003

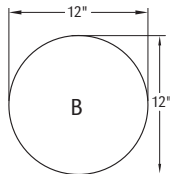
Solid Surface Top:

- Tablet orders of 5 or less have 4 standard Corian colors:
- Bone
 - Bronzite
 - Glacier White
 - Silver Grey

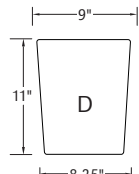


Vertical Arm

Tablet height is 27" from the floor.



ROUND



TRAPEZOID

OPTIONS

Add upcharge to list price and code to model number

FR	CAL 133 (TB 133) Fire Retardant per yard	\$95	/yd.
MB-1	Moisture Barrier on single seat	\$95	
SST	Solid Surface Tablet Arm - add to tablet option	\$133	

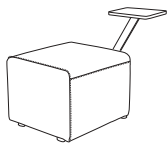
2FO	Two Fabric Option	\$104	
LAM5	Non-standard laminate (5 tablets or less)	\$265	ea. tablet
SS5	Non-standard Solid Surface (5 tablets or less)	Call For Quote	



MOBILE SQUARE TABOURET
W/ DIAGONAL TABLET ARM

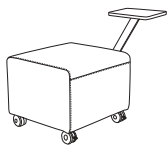
DIMENSIONS	Sq. Tabouret outside diagonal tablet arm	Mobile Sq. Tabouret outside diagonal tablet arm
Overall Width:	21"	21"
Overall Depth:	25"	25"
Tablet Height:	-	27"
Seat Height:	18"	18"
# of Seats:	1	1
Qty./Wt. per carton:	1 ea./18 lbs.	1 ea./22 lbs.

MODEL / DESCRIPTION / LIST PRICING



7404(B/D) Square Tabouret outside diagonal tablet arm (no casters) COM Yardage: 2.25 Yds. / Top: .75 Yd. / Base: 1.5 Yd.

COM	GR1	GR2	GR3	GR4	GR5	GR6	GR7	GR8	GR9	GR10	LEA
\$1581	\$1692	\$1759	\$1830	\$1904	\$1979	\$2058	\$2141	\$2226	\$2315	\$2408	\$2847



7405 (B/D) Mobile Square Tabouret outside diagonal tablet arm (w/ casters) COM Yardage: 2.25 Yds. / Top: .75 Yd. / Base: 1.5 Yd.

COM	GR1	GR2	GR3	GR4	GR5	GR6	GR7	GR8	GR9	GR10	LEA
\$1704	\$1823	\$1895	\$1972	\$2051	\$2134	\$2218	\$2307	\$2399	\$2495	\$2595	\$3067

TABLET SHAPES

Two Tablet Shapes::

Choose from the two shapes shown and specify; B or D and left or right (outside tablet) when ordering.

Example: TABF-(B) Left - this would be a fixed shape B tablet on the left side (when seated).

Laminate Top:

Tablet orders of 5 or less have 4 standard laminate colors:

- Wilsonart Black 1595-60
- Wilsonart Montana Walnut 7110K-78
- Formica Brite White 459-58
- Nevamar Silver Alu Metalx MXT003

Solid Surface Top:

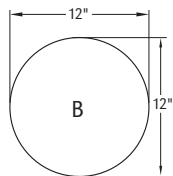
Tablet orders of 5 or less have 4 standard Corian colors:

- Bone
- Bronzite
- Glacier White
- Silver Grey

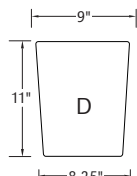


Diagonal Arm

Tablet height is 27" from the floor.



ROUND



TRAPEZOID

OPTIONS

Add upcharge to list price and code to model number

FR	CAL 133 (TB 133) Fire Retardant per yard	\$95	/yd.
MB-1	Moisture Barrier on single seat	\$95	
SST	Solid Surface Tablet Arm - add to tablet option	\$133	

2FO	Two Fabric Option	\$104	
LAM5	Non-standard laminate (5 tablets or less)	\$265	ea. tablet
SS5	Non-standard Solid Surface (5 tablets or less)	Call For Quote	

DIMENSIONS	Two seat bench	Two seat bench outside vertical tablet arms
Overall Width:	42"	56"
Overall Depth:	20"	20"
Tablet Height:	-	27"
Seat Height:	18"	18"
Qty./Wt. per carton:	1 ea./42 lbs.	1 ea./45 lbs.

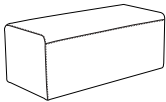


TWO SEAT BENCH



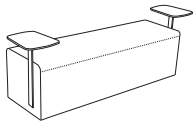
TWO SEAT BENCH / TWO OUTSIDE VERTICAL TABLET ARMS / TRAPEZOID SHAPE TABLETS

MODEL / DESCRIPTION / LIST PRICING



7406 Two seat bench COM Yardage: 4.25 Yds. / Top: 1.75 Yds. / Base: 2.5 Yds.

COM	GR1	GR2	GR3	GR4	GR5	GR6	GR7	GR8	GR9	GR10	LEA
\$1512	\$1617	\$1682	\$1749	\$1819	\$1892	\$1968	\$2046	\$2127	\$2213	\$2302	\$2721



7407 (B/D) Two seat bench w/ two outside vertical tablet COM Yardage: 5 Yds. / Top: 2 Yds. / Base: 3 Yds..

COM	GR1	GR2	GR3	GR4	GR5	GR6	GR7	GR8	GR9	GR10	LEA
\$2234	\$2391	\$2487	\$2585	\$2690	\$2797	\$2910	\$3026	\$3146	\$3272	\$3403	\$4022

TABLET SHAPES

Two Tablet Shapes::

Choose from the two shapes shown and specify; B or D and left or right (outside tablet) when ordering.

Example: TABF-(B) Left - this would be a fixed shape B tablet on the left side (when seated).

Laminate Top:

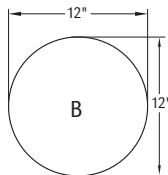
Tablet orders of 5 or less have 4 standard laminate colors:

- Wilsonart Black 1595-60
- Wilsonart Montana Walnut 7110K-78
- Formica Brite White 459-58
- Nevamar Silver Alu Metalx MXT003

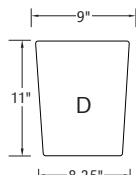
Solid Surface Top:

Tablet orders of 5 or less have 4 standard Corian colors:

- Bone
- Bronzite
- Glacier White
- Silver Grey



ROUND



TRAPEZOID



Vertical Arm

• Vertical blade tablet arm available only for this model.

Tablet height is 27" from the floor.

OPTIONS

Add upcharge to list price and code to model number

FR	CAL 133 (TB 133) Fire Retardant per yard	\$95	/yd.
MB-1	Moisture Barrier on single seat	\$95	
SST	Solid Surface Tablet Arm - add to tablet option	\$133	

2FO	Two Fabric Option	\$104	
LAM5	Non-standard laminate (5 tablets or less)	\$265	ea. tablet
SS5	Non-standard Solid Surface (5 tablets or less)	Call For Quote	

DIMENSIONS	Three seat bench	Three seat bench outside vertical tablet arms
Overall Width:	64"	78"
Overall Depth:	20"	20"
Tablet Height:	-	27"
Seat Height:	18"	18"
Qty./Wt. per carton:	1 ea./42 lbs.	1 ea./45 lbs.

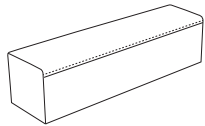


THREE SEAT BENCH



THREE SEAT BENCH / 2 OUTSIDE TABLET ARMS
/ ROUND TABLET TOPS

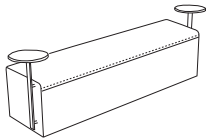
MODEL / DESCRIPTION / LIST PRICING



7408 Three Seat Bench

COM Yardage: 5.75 Yds. / Top: 2.5 Yds. / Base: 3.25 Yds..

COM	GR1	GR2	GR3	GR4	GR5	GR6	GR7	GR8	GR9	GR10	LEA
\$1796	\$1922	\$1998	\$2078	\$2161	\$2249	\$2338	\$2432	\$2528	\$2630	\$2735	\$3232



7409 (B/D) Three Seat Bench W/ 2 Outside Vertical Tablet Arms

COM Yardage : 6.25 Yds. / Top: 2.75 Yds. / Base: 3.5 Yds..

COM	GR1	GR2	GR3	GR4	GR5	GR6	GR7	GR8	GR9	GR10	LEA
\$2649	\$2836	\$2949	\$3067	\$3190	\$3318	\$3449	\$3587	\$3731	\$3880	\$4035	\$4770

TABLET SHAPES

Two Tablet Shapes::

Choose from the two shapes shown and specify; B or D and left or right (outside tablet) when ordering.

Example: TABF-(B) Left - this would be a fixed shape B tablet on the left side (when seated).

Laminate Top:

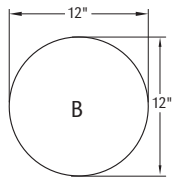
Tablet orders of 5 or less have 4 standard laminate colors:

- Wilsonart Black 1595-60
- Wilsonart Montana Walnut 7110K-78
- Formica Brite White 459-58
- Nevamar Silver Alu Metalx MXT003

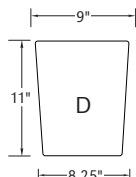
Solid Surface Top:

Tablet orders of 5 or less have 4 standard Corian colors:

- Bone
- Bronzite
- Glacier White
- Silver Grey



ROUND



TRAPEZOID



Vertical Arm

- Vertical blade tablet arm available only for this model.

Tablet height is 27" from the floor.

OPTIONS

Add upcharge to list price and code to model number

FR	CAL 133 (TB 133) Fire Retardant per yard	\$95	/yd.
MB-1	Moisture Barrier on single seat	\$95	
SST	Solid Surface Tablet Arm - add to tablet option	\$133	

2FO	Two Fabric Option	\$104	
LAM5	Non-standard laminate (5 tablets or less)	\$265	ea. tablet
SS5	Non-standard Solid Surface (5 tablets or less)	Call For Quote	

DIMENSIONS	Star	Upholstered End Unit
Overall Width:	48"	41"
Overall Depth:	55"	20"
Seat Height:	18"	18"
# of Seats:	3	2
Qty./Wt. per carton:	1 ea./40 lbs.	1 ea./40 lbs.

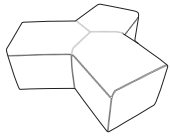


STAR



UPHOLSTERED END UNIT

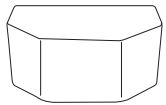
MODEL / DESCRIPTION / LIST PRICING



7410 Star (One piece construction)

COM Yardage: 5.5 Yds. / Top: 2.5 Yd. / Base: 3 Yds.

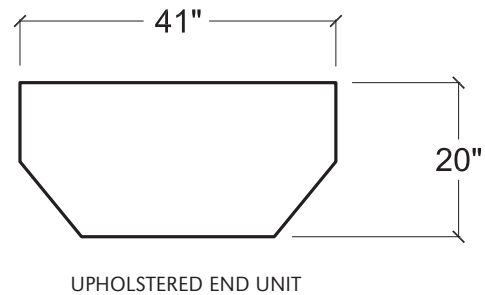
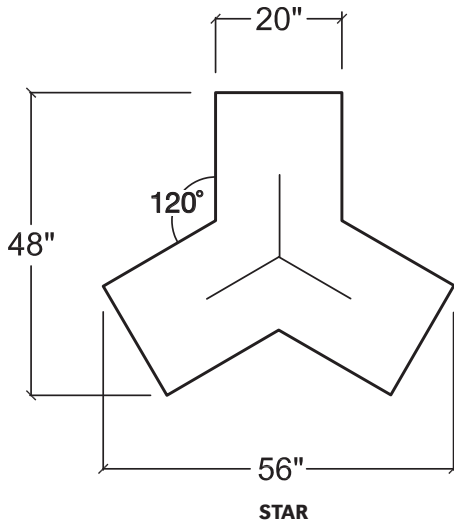
COM	GR1	GR2	GR3	GR4	GR5	GR6	GR7	GR8	GR9	GR10	LEA
\$4190	\$4484	\$4663	\$4848	\$5043	\$5244	\$5454	\$5672	\$5899	\$6134	\$6381	\$7541



7411 Upholstered End Unit

COM Yardage: 3.25 Yds. / Top: 1.25 Yd. / Base: 2 Yds.

COM	GR1	GR2	GR3	GR4	GR5	GR6	GR7	GR8	GR9	GR10	LEA
\$1835	\$1966	\$2043	\$2124	\$2210	\$2298	\$2391	\$2487	\$2585	\$2688	\$2796	\$3305



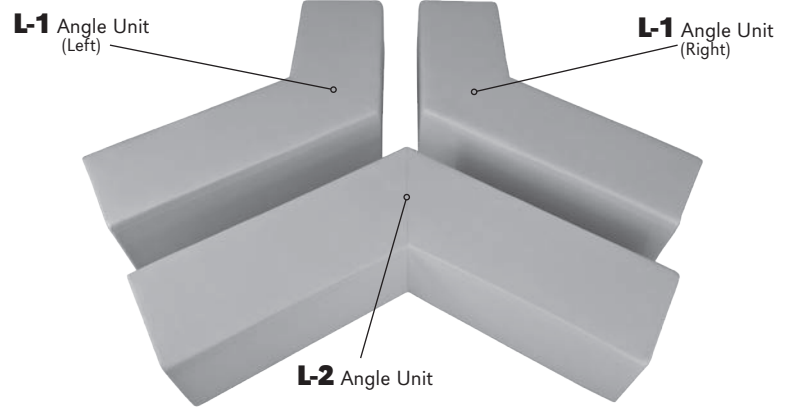
OPTIONS

Add upcharge to list price and code to model number

FR	CAL 133 (TB 133) Fire Retardant per yard	\$95	/yd.
MB-2	Moisture Barrier two seat (End Unit)	\$191	

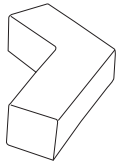
MB-3	Moisture Barrier three seat (Star)	\$286	
2FO	Two Fabric Option	\$104	

DIMENSIONS	L-1 Angle Unit	L-2 Angle Unit
Overall Width:	70"	97"
Overall Depth:	20"	20"
Seat Height:	18"	18"
# of Seats:	4	4
Qty./Wt. per carton:	1 ea./50 lbs.	1 ea./55 lbs.



STAR GRANDE

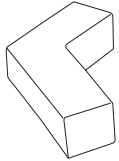
MODEL / DESCRIPTION / LIST PRICING



7412L L-1 Angle Unit (Left)

COM Yardage: 6.5 Yds. / Top: 2.5 Yds. / Base: 4 Yds.

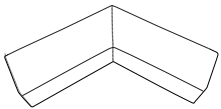
COM	GR1	GR2	GR3	GR4	GR5	GR6	GR7	GR8	GR9	GR10	LEA
\$3347	\$3582	\$3725	\$3875	\$4029	\$4190	\$4359	\$4532	\$4715	\$4901	\$5098	\$6026



7412R L-1 Angle Unit (Right)

COM Yardage: 6.5 Yds. / Top: 2.5 Yds. / Base: 4 Yds.

COM	GR1	GR2	GR3	GR4	GR5	GR6	GR7	GR8	GR9	GR10	LEA
\$3347	\$3582	\$3725	\$3875	\$4029	\$4190	\$4359	\$4532	\$4715	\$4901	\$5098	\$6026




7413 L-2 Angle Unit

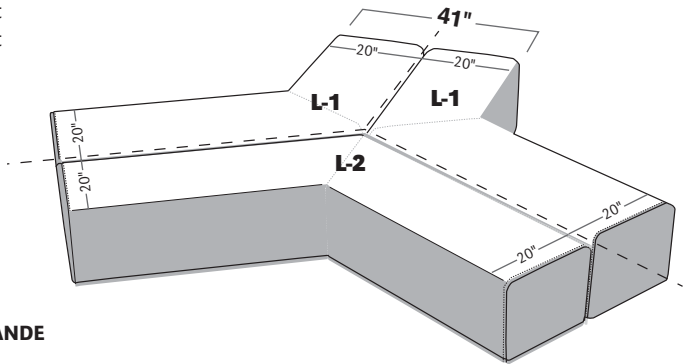
COM Yardage: 6.5 Yds. / Top: 2.5 Yds. / Base: 4 Yds.

COM	GR1	GR2	GR3	GR4	GR5	GR6	GR7	GR8	GR9	GR10	LEA
\$3994	\$4274	\$4446	\$4623	\$4808	\$5000	\$5201	\$5409	\$5624	\$5850	\$6083	\$7190

Star Grande consists of 3 pieces:
2 - L-1 Angle Unit
1 - L-2 Angle Unit



STAR GRANDE



NOTE: For overall angle unit dimensions please refer to page 11.

OPTIONS

Add upcharge to list price and code to model number

FR	CAL 133 (TB 133) Fire Retardant per yard	\$95	/yd.
MB-4	Moisture Barrier four seat	\$382	

2FO	Two Fabric Option	\$104	
-----	-------------------	-------	--

DIMENSIONS	30° Arc	45° Arc
Overall Width:	26.5"	33"
Overall Depth:	20"	20"
Seat Height:	18"	18"
# of Seats:	1	1
Qty./Wt. per carton:	1 ea./35 lbs.	1 ea./40 lbs.



30° ARC

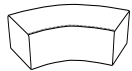
MODEL / DESCRIPTION / LIST PRICING



7414 30° Arc

COM Yardage: 3 Yds. / Top: 1 Yd. / Base: 2 Yds.

COM	GR1	GR2	GR3	GR4	GR5	GR6	GR7	GR8	GR9	GR10	LEA
\$1075	\$1150	\$1197	\$1244	\$1294	\$1346	\$1400	\$1455	\$1514	\$1574	\$1637	\$1935



7415 45° Arc

COM Yardage: 4.5 Yds. / Top: 2 Yds. / Base: 2.5 Yds.

COM	GR1	GR2	GR3	GR4	GR5	GR6	GR7	GR8	GR9	GR10	LEA
\$1455	\$1559	\$1620	\$1686	\$1752	\$1822	\$1895	\$1972	\$2050	\$2134	\$2218	\$2621



45° ARC

NOTE: • Decorative ganging not applicable to curved units.

OPTIONS

Add upcharge to list price and code to model number


FR	CAL 133 (TB 133) Fire Retardant per yard	\$95	/yd.	2FO	Two Fabric Option	\$104	
MB-1	Moisture Barrier single seat	\$95					

DIMENSIONS	60° Arc	90° Arc
Overall Width:	43"	64"
Overall Depth:	20"	20"
Seat Height:	18"	18"
# of Seats:	2	3
Qty./Wt. per carton:	1 ea./45 lbs.	1 ea./50 lbs.



60° ARC

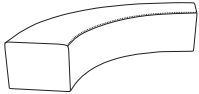
MODEL / DESCRIPTION / LIST PRICING



7416 60° Arc

COM Yardage: 4.75 Yds. / Top: 2 Yds. / Base: 2.75 Yds.

COM	GR1	GR2	GR3	GR4	GR5	GR6	GR7	GR8	GR9	GR10	LEA
\$1684	\$1803	\$1873	\$1949	\$2027	\$2108	\$2192	\$2280	\$2371	\$2466	\$2565	\$3031



7417 90° Arc

COM Yardage: 7 Yds. / Seat: 3.5 Yds. / Base: 3.5 Yds.

COM	GR1	GR2	GR3	GR4	GR5	GR6	GR7	GR8	GR9	GR10	LEA
\$1968	\$2105	\$2189	\$2276	\$2368	\$2463	\$2561	\$2665	\$2770	\$2881	\$2997	\$3541



90° ARC

NOTE: • Decorative ganging not applicable to curved units.

OPTIONS

Add upcharge to list price and code to model number

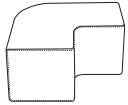
FR	CAL 133 (TB 133) Fire Retardant per yard	\$95	/yd.	MB-3	Moisture Barrier three seat	\$286	
MB-2	Moisture Barrier two seat	\$191		2FO	Two Fabric Option	\$104	

DIMENSIONS	90° Round Corner	90° Square Corner
Overall Width:	42"	32"
Overall Depth:	42"	32"
Seat Height:	18"	18"
# of Seats:	1	1
Qty./Wt. per carton:	1 ea./47 lbs.	1 ea./47 lbs.



90° ROUND CORNER

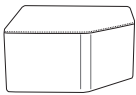
MODEL / DESCRIPTION / LIST PRICING



7418 90° Round Corner

COM Yardage: 4.5 Yds. / Seat: 1.5 Yds. / Base: 3 Yds.

COM	GR1	GR2	GR3	GR4	GR5	GR6	GR7	GR8	GR9	GR10	LEA
\$1864	\$1994	\$2074	\$2157	\$2242	\$2332	\$2427	\$2522	\$2623	\$2729	\$2838	\$3354



7419 90° Square Corner

COM Yardage: 3.25 Yds. / Seat: 1.5 Yd. / Base: 1.75 Yds.

COM	GR1	GR2	GR3	GR4	GR5	GR6	GR7	GR8	GR9	GR10	LEA
\$1790	\$1915	\$1992	\$2071	\$2154	\$2240	\$2330	\$2424	\$2520	\$2621	\$2726	\$3220



90° SQUARE CORNER

OPTIONS

Add upcharge to list price and code to model number

FR	CAL 133 (TB 133) Fire Retardant per yard	\$95	/yd.
MB-1	Moisture Barrier single seat	\$95	

2FO	Two Fabric Option	\$104	
-----	-------------------	-------	--

DIMENSIONS	1 seat bench w/ online end table (Laminate Top)
Overall Width:	42"
Overall Depth:	20"
Seat Height:	18"
Table Height:	16"
Qty./Wt. per carton:	1 ea./25 lbs.

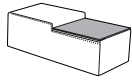


1 SEAT BENCH W/ LAMINATE TOP ONLINE TABLE

Laminate Top Note:

- Tops are 3/4" laminate
- Std with 2B 3mm solid PVC
- Upcharge for these edges
 - 3A - 3mm Woodtone
 - 4B - Multi-Exposed core

MODEL / DESCRIPTION / LIST PRICING



7420-L 1 Seat Bench w/ Laminate Top Online Table

COM Yardage: 4.25 Yds. / Top: 1.75 Yds. / Base: 2.5 Yds.

COM	GR1	GR2	GR3	GR4	GR5	GR6	GR7	GR8	GR9	GR10	LEA
\$1866	\$1996	\$2076	\$2160	\$2244	\$2335	\$2429	\$2526	\$2627	\$2732	\$2841	\$3359

7420-W 1 Seat Bench w/ Wood Veneer Top Online Table

COM Yardage: 4.25 Yds. / Top: 1.75 Yds. / Base: 2.5 Yds.

COM	GR1	GR2	GR3	GR4	GR5	GR6	GR7	GR8	GR9	GR10	LEA
\$1958	\$2095	\$2178	\$2266	\$2355	\$2451	\$2548	\$2649	\$2756	\$2867	\$2981	\$3523

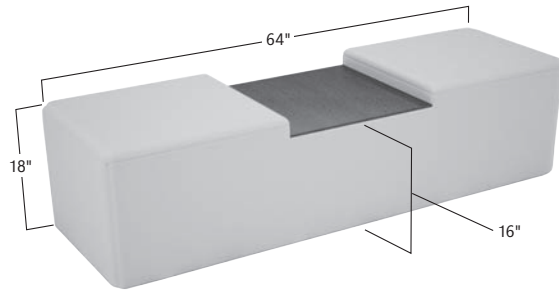
OPTIONS

Add upcharge to list price and code to model number

FR	CAL 133 (TB 133) Fire Retardant per yard	\$95	/yd.
MB-1	Moisture Barrier single seat	\$95	
TABF(-)	Fixed Tablet (specify blade or outside(L/R), shape D, B)	\$392	
2FO	Two Fabric Option	\$104	

SST	Solid Surface	CALL	
LAM5	Non-standard laminate (5 tablets or less)	\$265	ea. tablet
E3A	3A PVC 3MM Woodtome Table Edge	\$85	
E4B	4B Exposed Multi-Ply Table Edge	\$155	

DIMENSIONS	2 seat bench w/ online end table (Laminate Top)	2 seat bench w/ online middle table (Laminate Top)
Overall Width:	64"	64"
Overall Depth:	20"	20"
Seat Height:	18"	18"
Table Height:	16"	16"
Qty./Wt. per carton:	1 ea./30 lbs.	1 ea./35 lbs.

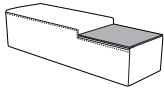


2 SEAT BENCH W/ LAMINATED TOP ONLINE CENTER TABLE

Laminate Top Note:

- Tops are 3/4" laminate
- Std with 2B 3mm solid PVC
- Upcharge for these edges
 - 3A - 3mm Woodtone
 - 4B - Multi-Exposed core

MODEL / DESCRIPTION / LIST PRICING

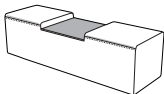


7421-L 2 Seat Bench w/ Laminate Top Online Table (Left or Right end) COM Yardage: 5.25 Yds. / Seat: 2 Yds. / Base: 3.25 Yds.

COM	GR1	GR2	GR3	GR4	GR5	GR6	GR7	GR8	GR9	GR10	LEA
\$2196	\$2348	\$2442	\$2540	\$2641	\$2747	\$2857	\$2972	\$3089	\$3213	\$3341	\$3950

7421-W 2 Seat Bench w/ Wood Veneer Top Online Table (Left or Right end) COM Yardage: 5.25 Yds. / Seat: 2 Yds. / Base: 3.25 Yds.

COM	GR1	GR2	GR3	GR4	GR5	GR6	GR7	GR8	GR9	GR10	LEA
\$2304	\$2465	\$2565	\$2668	\$2774	\$2884	\$3000	\$3120	\$3245	\$3375	\$3509	\$4148



7422-L 2 Seat Bench w/ Laminate Top Online Table COM Yardage: 6 Yds. / Seat: 2 Yds. / Base: 3.25 Yds.

COM	GR1	GR2	GR3	GR4	GR5	GR6	GR7	GR8	GR9	GR10	LEA
\$2196	\$2348	\$2442	\$2540	\$2641	\$2747	\$2857	\$2972	\$3089	\$3213	\$3341	\$3950

7422-W 2 Seat Bench w/ Wood Veneer Top Online Table COM Yardage: 5.25 Yds. / Seat: 2 Yds. / Base: 3.25 Yds.

COM	GR1	GR2	GR3	GR4	GR5	GR6	GR7	GR8	GR9	GR10	LEA
\$2304	\$2465	\$2565	\$2668	\$2774	\$2884	\$3000	\$3120	\$3245	\$3375	\$3509	\$4148



2 SEAT BENCH W/ LAMINATE TOP ONLINE TABLE

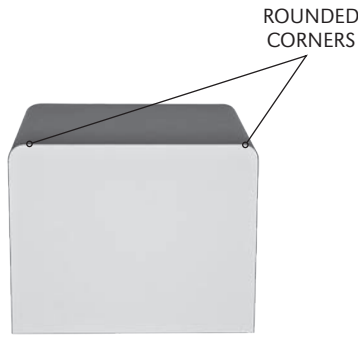
OPTIONS

Add upcharge to list price and code to model number

FR	CAL 133 (TB 133) Fire Retardant per yard	\$95	/yd.
MB-2	Moisture Barrier two seat	\$95	
TABF-(_)	Fixed Tablet (specify blade or outside(L/R), shape D, B)	\$392	
2FO	Two Fabric Option	\$104	

SST	Solid Surface	CALL	
LAM5	Non-standard laminate (5 tablets or less)	\$265	ea. tablet
E3A	3A PVC 3MM Woodtone Table Edge	\$85	
E4B	4B Exposed Multi-Ply Table Edge	\$155	

DIMENSIONS	Online Solid Table	Upholstered Online Table w/ Laminate Top
Overall Width:	20"	20"
Overall Depth:	20"	20"
Overall Height:	16"	16"
Qty./Wt. per carton:	1 ea./35 lbs.	1 ea./40 lbs.



ONLINE SOLID TABLE
W/ 2 LAMINATE OPTION PROFILE



UPHOLSTERED ONLINE TABLE
W/ LAMINATE TOP

Laminate Top Note:

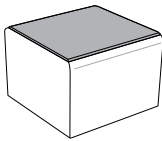
- Tops are 3/4" laminate
- Std with 2B 3mm solid PVC
- Upcharge for these edges
 - 3A - 3mm Woodtone
 - 4B - Multi-Exposed core

MODEL / DESCRIPTION / LIST PRICING



7423 Online Solid Laminated Table (Cube Type)

LAMINATE
\$1379



7424-L Upholstered Online Table w/ Laminate Top

COM Yardage: 1.5 Yds. / Base: 1.5 Yds.

COM	GR1	GR2	GR3	GR4	GR5	GR6	GR7	GR8	GR9	GR10	LEA
\$1527	\$1635	\$1700	\$1767	\$1840	\$1912	\$1988	\$2067	\$2150	\$2237	\$2326	\$2749

7424-W Upholstered Online Table w/ Wood Veneer Top

COM Yardage: 1.5 Yds. / Base: 1.5 Yds.

COM	GR1	GR2	GR3	GR4	GR5	GR6	GR7	GR8	GR9	GR10	LEA
\$1603	\$1717	\$1785	\$1857	\$1931	\$2008	\$2088	\$2172	\$2260	\$2350	\$2443	\$2888

NOTE: Flat ganging brackets attaching units to tables may be used.


OPTIONS

Add upcharge to list price and code to model number

FR	CAL 133 (TB 133) Fire Retardant per yard	\$95	/yd.
2LC	Two Laminate Option	\$133	
SST	Solid Surface	CALL	

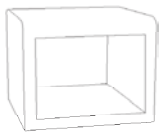
E3A	3A PVC 3MM Woodtone Table Edge	\$85	
E4B	4B Exposed Multi-Ply Table Edge	\$155	

DIMENSIONS	Online Open End Table
Overall Width:	20"
Overall Depth:	20"
Overall Height:	16"
Qty./Wt. per carton:	1 ea./30 lbs.




ONLINE OPEN END TABLE

MODEL / DESCRIPTION / LIST PRICING

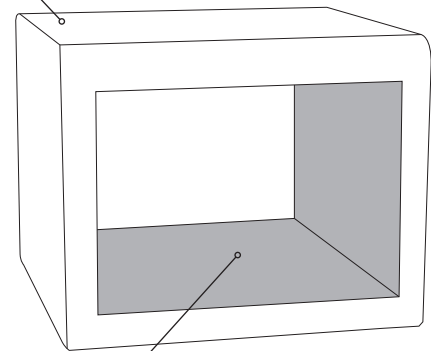


7425 Online Open End Table

LAMINATE
\$1911



Outside Laminate



Inside Laminate

ONLINE OPEN END TABLE
W/ 2 LAMINATE PLACEMENT OPTION

NOTE: Flat ganging brackets may be used to attach units to tables.

OPTIONS

Add upcharge to list price and code to model number

2LC	Two Laminate Option	\$133
-----	---------------------	-------

DIMENSIONS	24" dia. round table
Overall Width:	24"
Overall Depth:	24"
Overall Height:	16"
Qty./Wt. per carton:	1 ea./30 lbs.

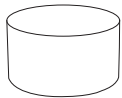


24" DIA ROUND TABLE

Laminate Top Note:

- Tops are 3/4" laminate
- Std with 2B 3mm solid PVC
- Upcharge for these edges
 - 3A - 3mm Woodtone
 - 4B - Multi-Exposed core

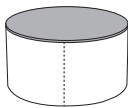
MODEL / DESCRIPTION / LIST PRICING



7426 24" Round Laminate Table

LAMINATE
\$1193

NOTE: Laminate cylinder tables have factory installed tap-in glides.



7427-L 24" Round Upholstered Table w/ Laminate Top

COM Yardage: 1.5 Yds. / Base: 1.5 Yds.

COM	GR1	GR2	GR3	GR4	GR5	GR6	GR7	GR8	GR9	GR10	LEA
\$1662	\$1778	\$1849	\$1924	\$2000	\$2081	\$2164	\$2251	\$2340	\$2434	\$2531	\$2991

7427-W 24" Round Upholstered Table w/ Wood Veneer Top

COM Yardage: 1.5 Yds. / Base: 1.5 Yds.

COM	GR1	GR2	GR3	GR4	GR5	GR6	GR7	GR8	GR9	GR10	LEA
\$1745	\$1868	\$1943	\$2020	\$2101	\$2185	\$2272	\$2363	\$2457	\$2557	\$2659	\$3142

OPTIONS

Add upcharge to list price and code to model number

FR	CAL 133 (TB 133) Fire Retardant per yard	\$95	/yd.
2LC	Two Laminate Option	\$133	
SST	Solid Surface	CALL	

E3A	3A PVC 3MM Woodtone Table Edge	\$85	
E4B	4B Exposed Multi-Ply Table Edge	\$155	
AGP	Adjustable Poly Glides (Laminate Cylinder Table)	\$64	

DIMENSIONS	30" dia. round table
Overall Width:	30"
Overall Depth:	30"
Overall Height:	16"
Qty./Wt. per carton:	1 ea./35 lbs.

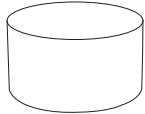


30" DIA ROUND
UPHOLSTERED TABLE
WITH LAMINATE TOP

Laminate Top Note:

- Tops are 3/4" laminate
- Std with 2B 3mm solid PVC
- Upcharge for these edges
 - 3A - 3mm Woodtone
 - 4B - Multi-Exposed core

MODEL / DESCRIPTION / LIST PRICING



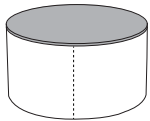
7428 30" Round Laminate Table

LAMINATE
\$1383



30" DIA ROUND TABLE

NOTE: Laminate cylinder tables have factory installed tap-in glides.



7429-L 30" Round Upholstered Table w/ Laminate Top

COM Yardage: 1.75 Yds. / Base: 1.75 Yds.

COM	GR1	GR2	GR3	GR4	GR5	GR6	GR7	GR8	GR9	GR10	LEA
\$1718	\$1840	\$1912	\$1989	\$2069	\$2151	\$2237	\$2327	\$2419	\$2517	\$2618	\$3093

7429-W 30" Round Upholstered Table w/ Wood Veneer Top

COM Yardage: 1.75 Yds. / Base: 1.75 Yds.

COM	GR1	GR2	GR3	GR4	GR5	GR6	GR7	GR8	GR9	GR10	LEA
\$1785	\$1910	\$1986	\$2064	\$2148	\$2234	\$2324	\$2416	\$2514	\$2615	\$2718	\$3213

OPTIONS

Add upcharge to list price and code to model number

FR	CAL 133 (TB 133) Fire Retardant per yard	\$95	/yd.
2LC	Two Laminate Option	\$133	
SST	Solid Surface	CALL	

E3A	3A PVC 3MM Woodtome Table Edge	\$85	
E4B	4B Exposed Multi-Ply Table Edge	\$155	
AGP	Adjustable Poly Glides (Laminate Cylinder Table)	\$64	

DIMENSIONS	Laminate End Unit	Upholstered End Unit w/ Laminate Top
Overall Width:	41"	41"
Overall Depth:	20"	20"
Overall Height:	16"	16"
Qty./Wt. per carton:	1 ea./35 lbs.	1 ea./40 lbs.

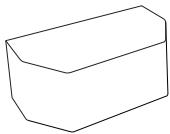


UPHOLSTERED BOTTOM END UNIT
W/ LAMINATE TOP

Laminate Top Note:

- Tops are 3/4" laminate
- Std with 2B 3mm solid PVC
- Upcharge for these edges
 - 3A - 3mm Woodtone
 - 4B - Multi-Exposed core

MODEL / DESCRIPTION / LIST PRICING

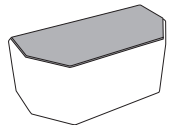


7430 Laminate End Unit

LAMINATE
\$1842



LAMINATE END UNIT



7431-L Upholstered End Unit w/ Laminate Top

COM Yardage: 2 Yds.

COM	GR1	GR2	GR3	GR4	GR5	GR6	GR7	GR8	GR9	GR10	LEA
\$1953	\$2090	\$2172	\$2261	\$2350	\$2444	\$2542	\$2644	\$2749	\$2859	\$2974	\$3514

7431-W Upholstered End Unit w/ Wood Veneer Top

COM Yardage: 2 Yds.


COM	GR1	GR2	GR3	GR4	GR5	GR6	GR7	GR8	GR9	GR10	LEA
\$2051	\$2196	\$2282	\$2374	\$2468	\$2567	\$2670	\$2776	\$2886	\$3002	\$3124	\$3691

OPTIONS



Add upcharge to list price and code to model number

FR	CAL 133 (TB 133) Fire Retardant per yard	\$95	/yd.
2LC	Two Laminate Option	\$133	
SST	Solid Surface	CALL	


E3A	3A PVC 3MM Woodtone Table Edge	\$85	
E4B	4B Exposed Multi-Ply Table Edge	\$155	



3 - CONNOS 2 SEAT BENCH W/ 2 SETS OF DECORATIVE GANGING BRACKETS



DECORATIVE GANGING
INSTALLED WITH 1.75" GLIDES



DECORATIVE GANGING DETAIL



1 Ganging Kit includes 2 brackets and 2 sets of screws
(to be installed in the field)

Decorative ganging brackets available only for the following models:

Two Seat Benches:
7406, 7407

Three Seat Benches:
7408, 7409

Star 7410

End Units:
7411, 7431

L-1 Corner 7412

L-2 Corner 7413

90° Round Corner 7418

90° Square Corner 7419

Benches w/ Online Tables:
7420, 7421, 7422

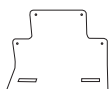
- NOTES:
- Decorative ganging or flat ganging brackets can be used for straight configurations.
 - Curved configurations use flat ganging brackets only.
 - One ganging bracket installed on each side of the unit.

Ganging Bracket Finishing

Add a little color accent to any Decorative Ganging Bracket with 4 standard powder coat finishes or Polished Chrome. Other colors available at extra cost.

- **Brushed Aluminum**
- **Black Gloss**
- **Oiled Bronze**
- **White**
- **Polished Chrome**

MODEL / DESCRIPTION / LIST PRICING




7432

90° Decorative Ganging Bracket
\$104/pair

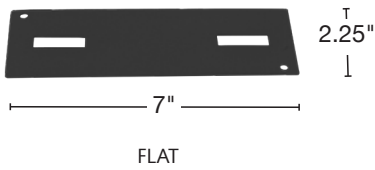


7432-P


90° Decorative Ganging Bracket - Polished Chrome
\$188/pair



2 - CONNOS 2 SEAT BENCH W/ 1 SET OF FLAT GANGING BRACKETS



FLAT GANGING WITH 1.75" GLIDES



1 Ganging Kit includes 2 flat brackets and 2 sets of screws
(to be installed in the field)

NOTE: Flat ganging brackets are used on curved configurations.



FLAT GANGING DETAIL WITH GLIDES



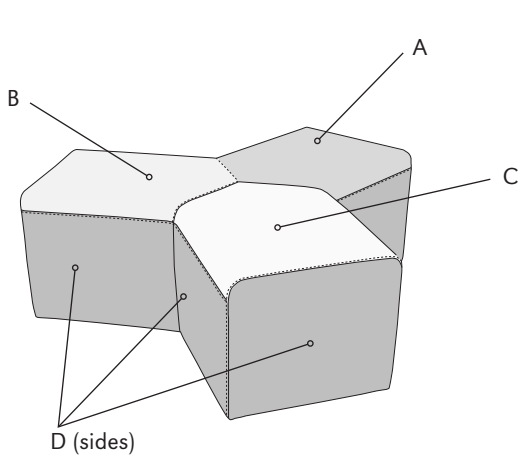
WITHOUT GANGING

**Flat ganging is available for all models
in standard black powder coat color.**

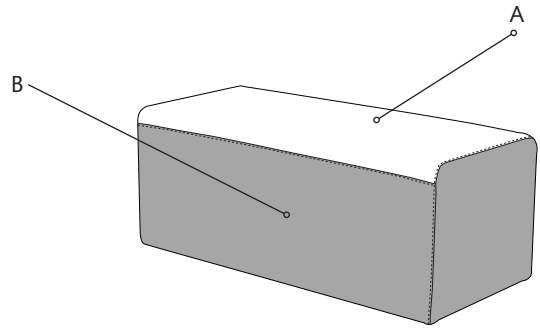
MODEL / DESCRIPTION / LIST PRICING

	7433	Flat Ganging Bracket \$61/pair
--	-------------	--

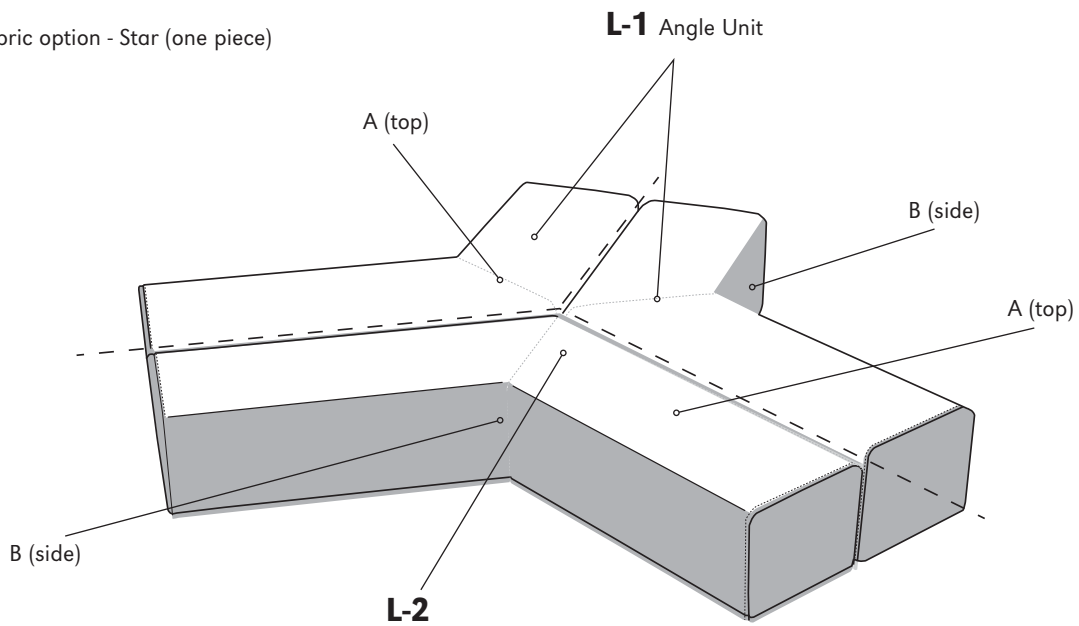
Choose from the following fabric options:



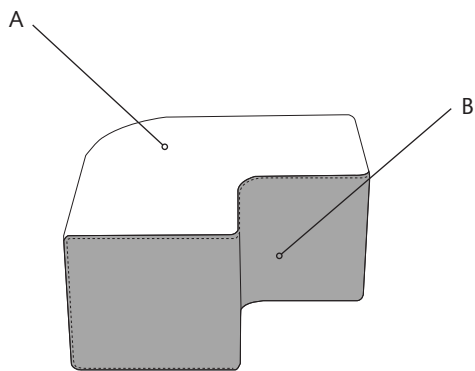
4 Fabric option - Star (one piece)



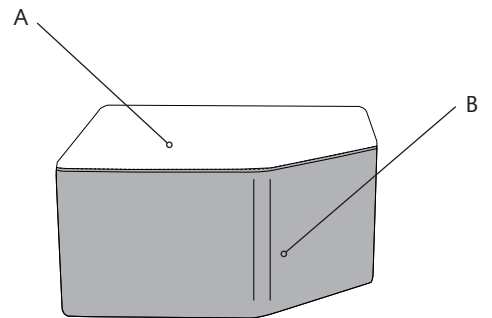
2 Fabric option - Bench



2 Fabric option - Star Grande - L-1 Angle Unit and L-2 Angle Unit (3-pieces)



2 Fabric option - 90° Round Corner



2 Fabric option - Square Corner



SQUARE TABOURET



TWO SEAT BENCH



THREE SEAT BENCH



90° SQUARE CORNER



90° ROUND CORNER



30° ARC




45° ARC



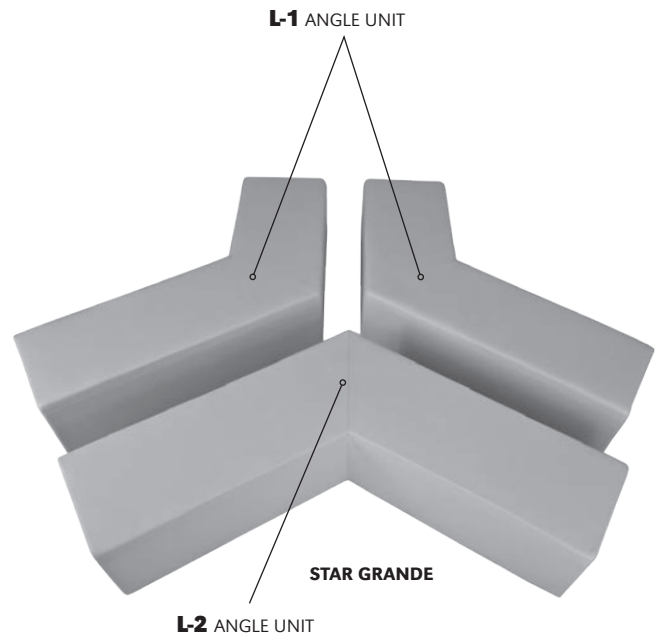
60° ARC

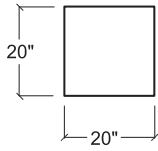


90° ARC

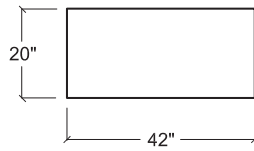


STAR
(one piece construction)

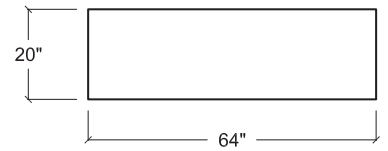




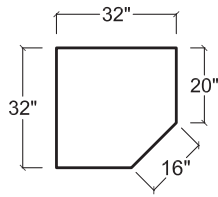
SQUARE TABOURET



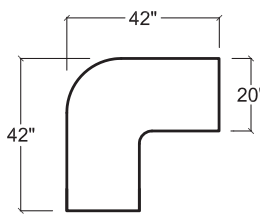
TWO SEAT BENCH



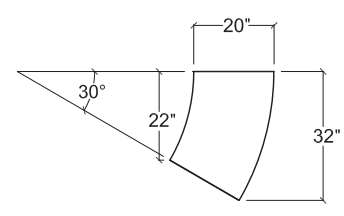
THREE SEAT BENCH



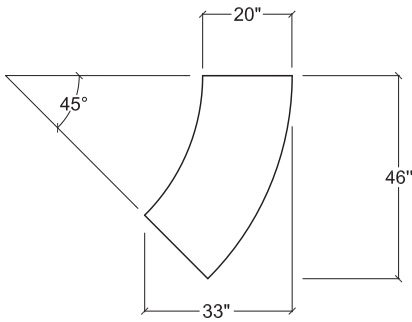
90° SQUARE CORNER



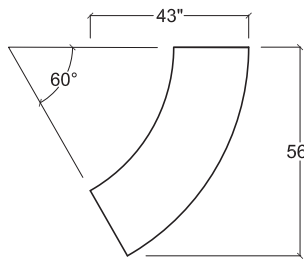
90° ROUND CORNER



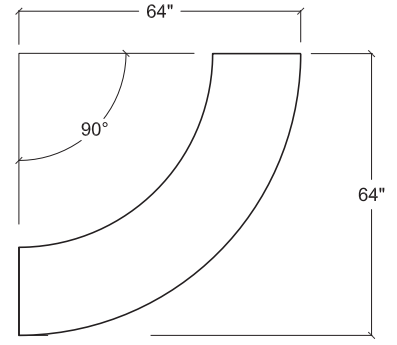
30° ARC



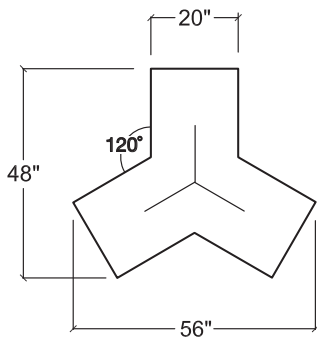
45° ARC



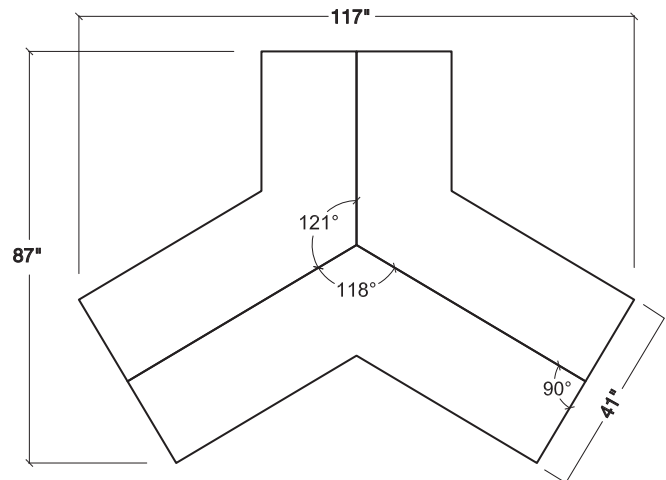
60° ARC



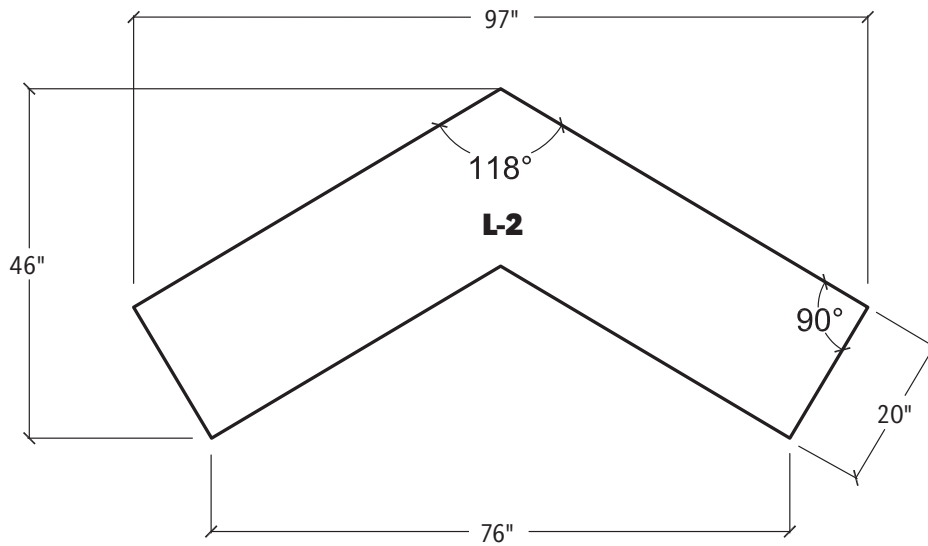
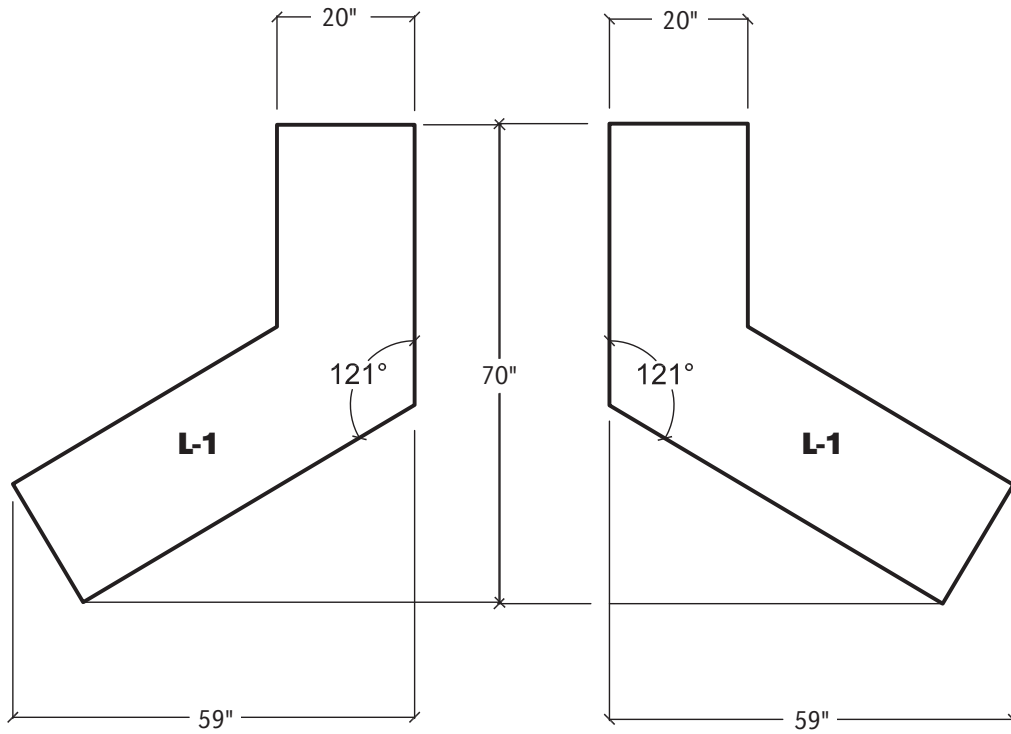
90° ARC



STAR



STAR GRANDE

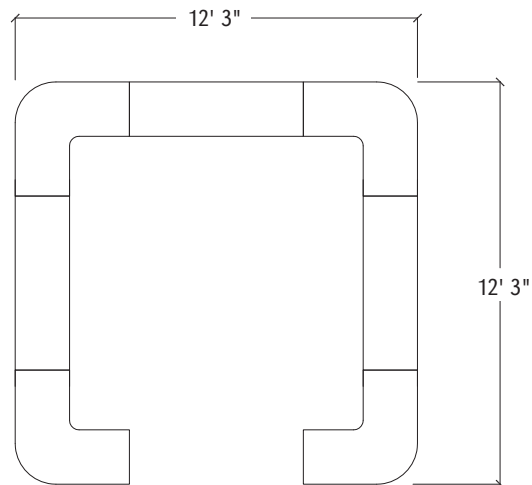
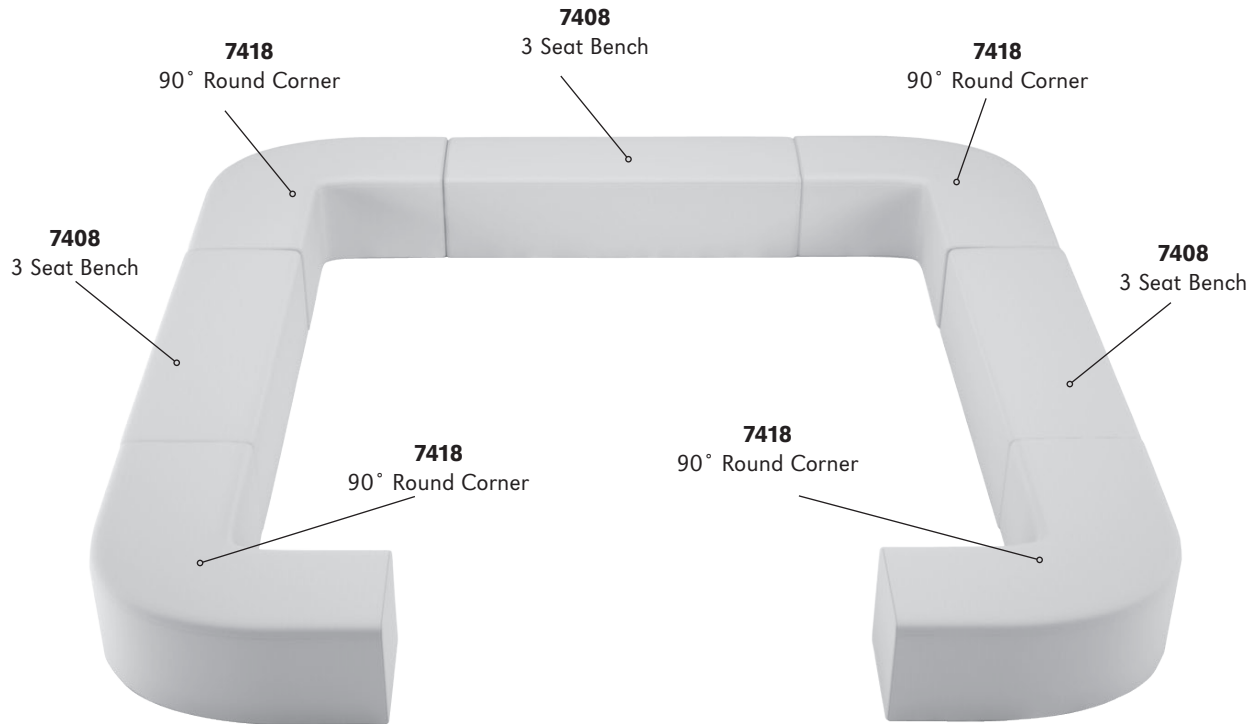


STAR GRANDE

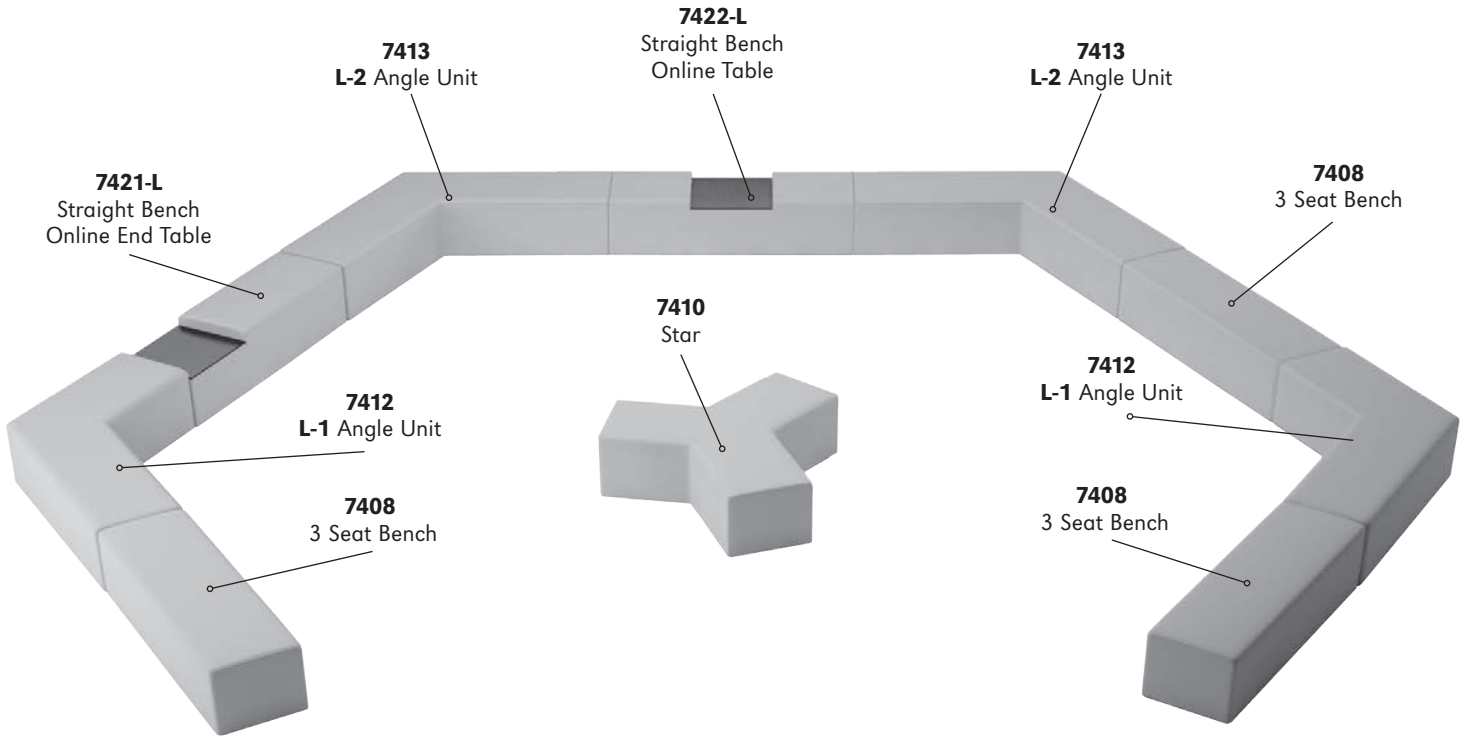
Note 1: The three illustrated components above are required for the Star Grande configuration.

Note 2: For Star Grande overall dimensions please see previous page.

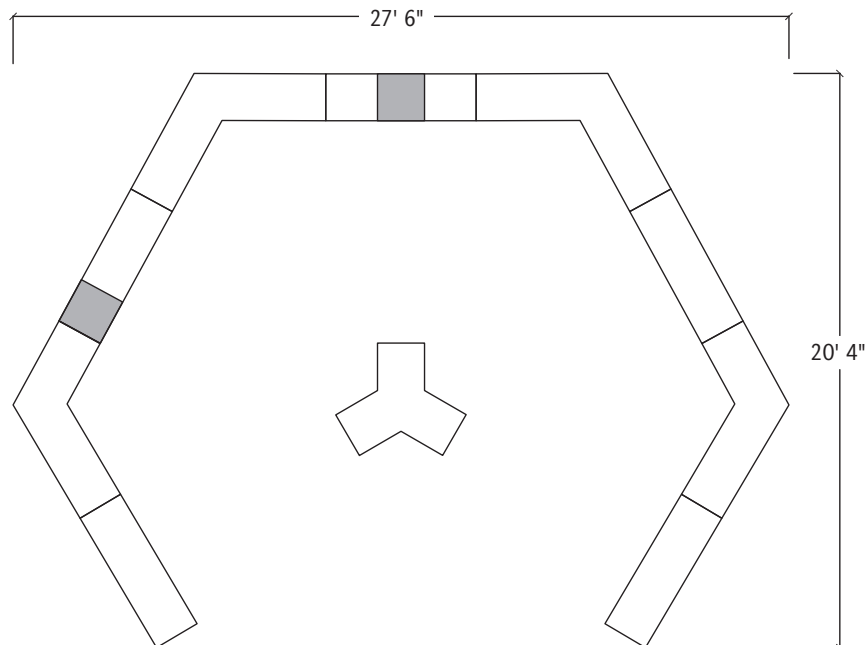
"C" CONFIGURATION



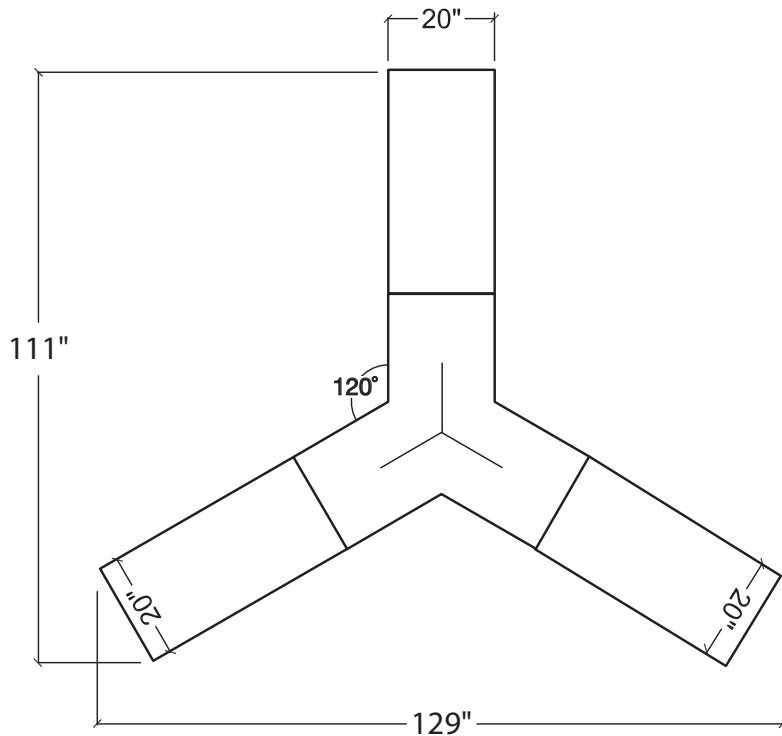
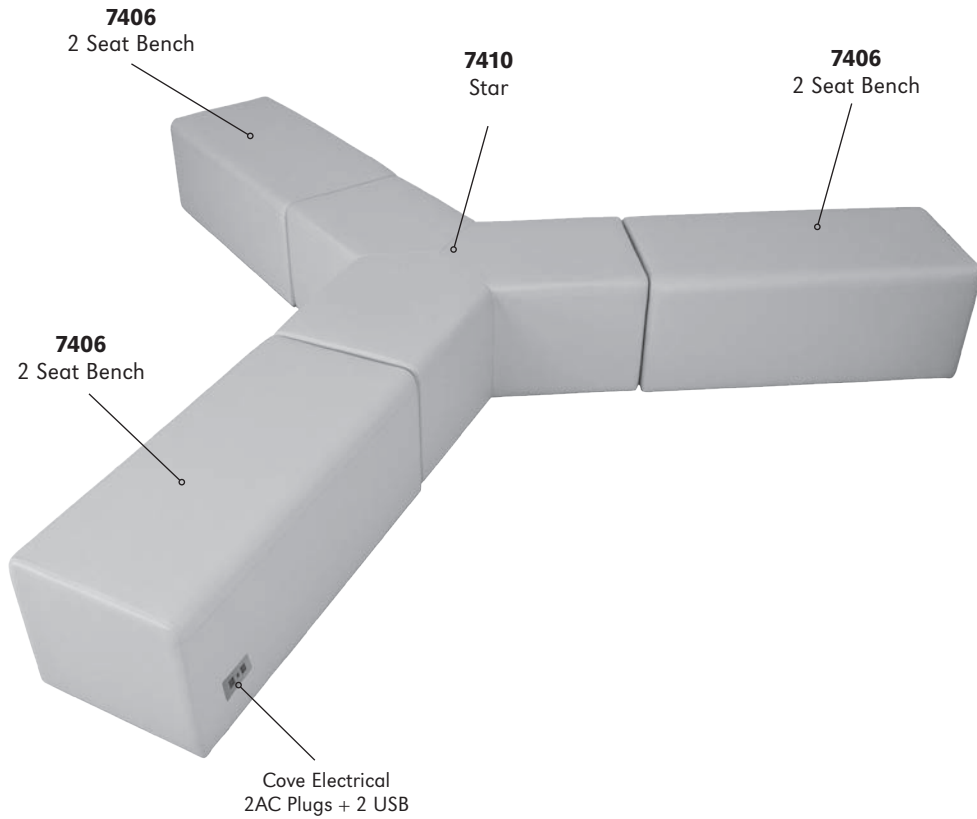
"PENTA" CONFIGURATION



Note: Star can be replaced with the larger Star Grande or any other choices from our selection of furniture.



STAR BENCHING CONFIGURATION



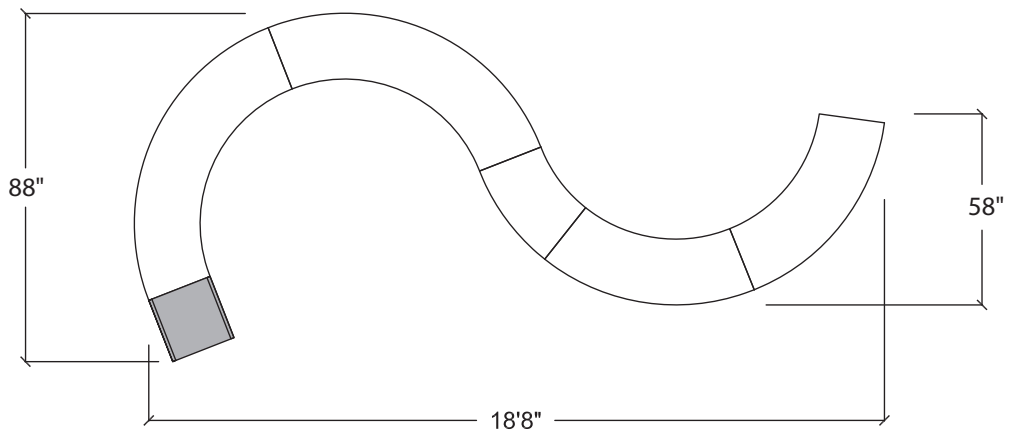
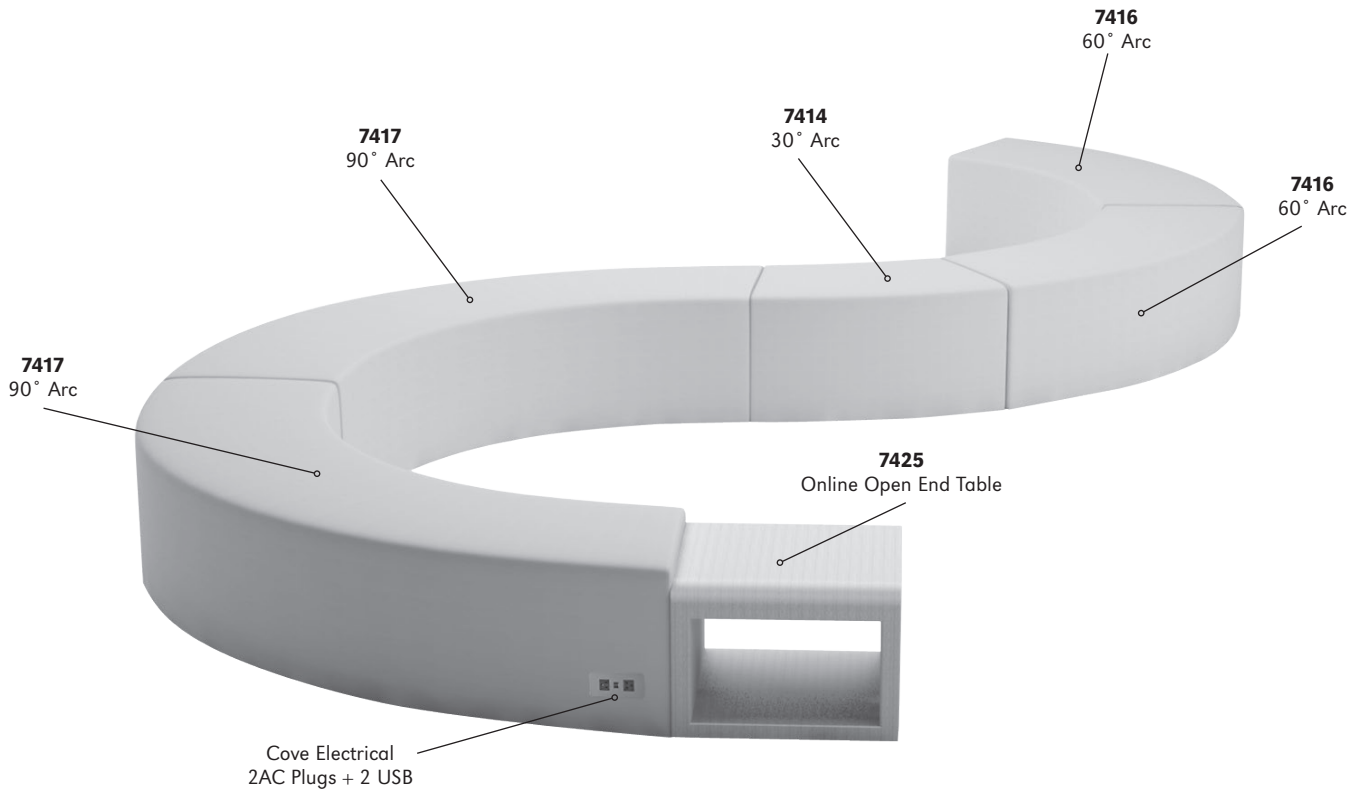
Star (one piece construction)

Qty.	Description
1	7410 Star

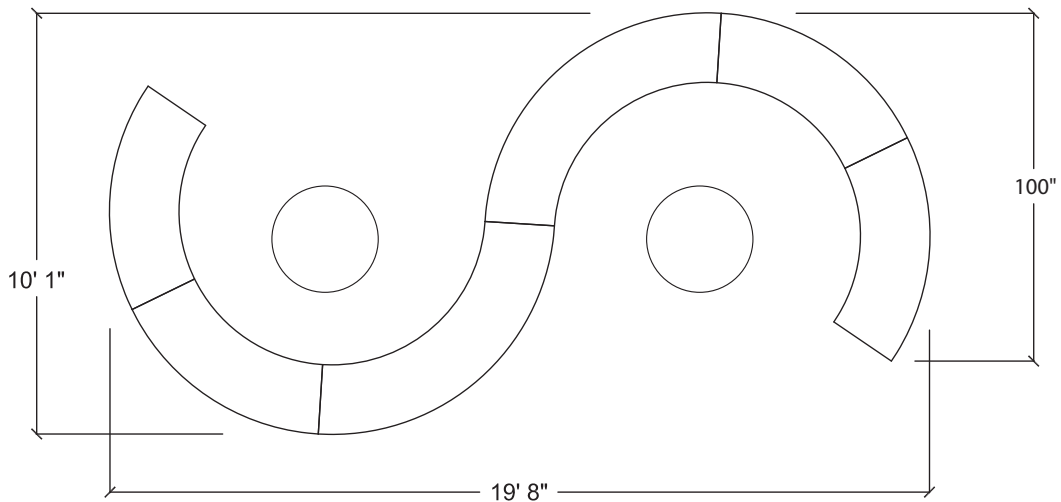
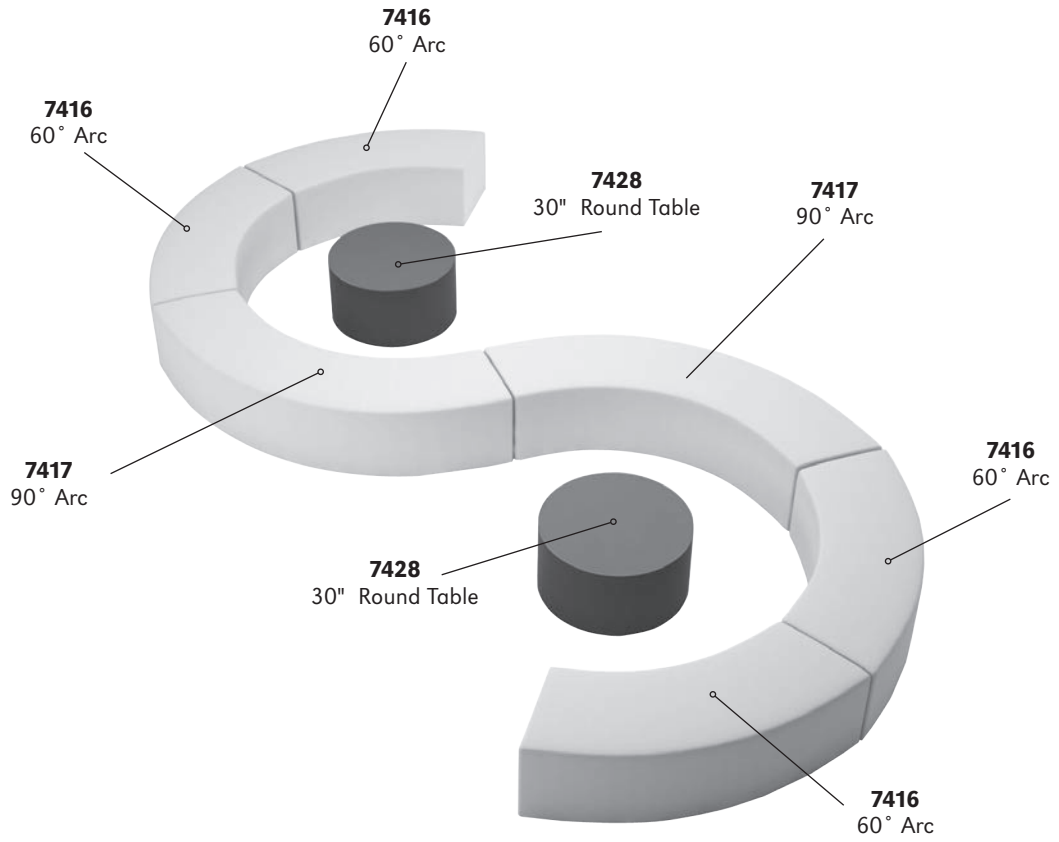
Pricing (COM):
\$3661

STAR WITH 3 BENCH CONFIGURATION

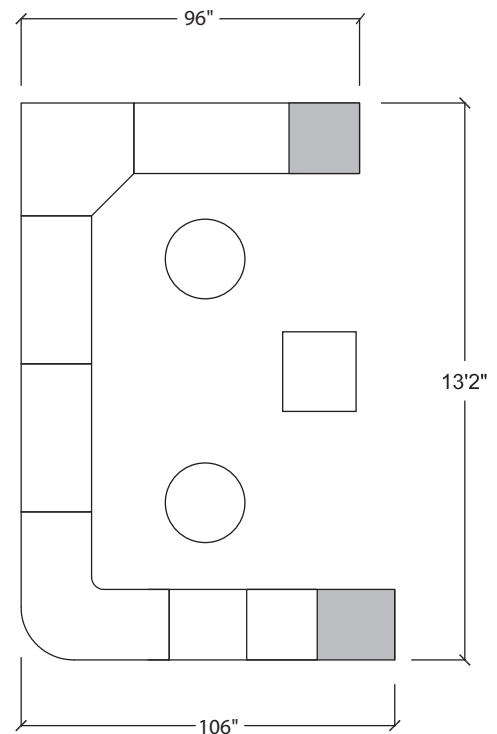
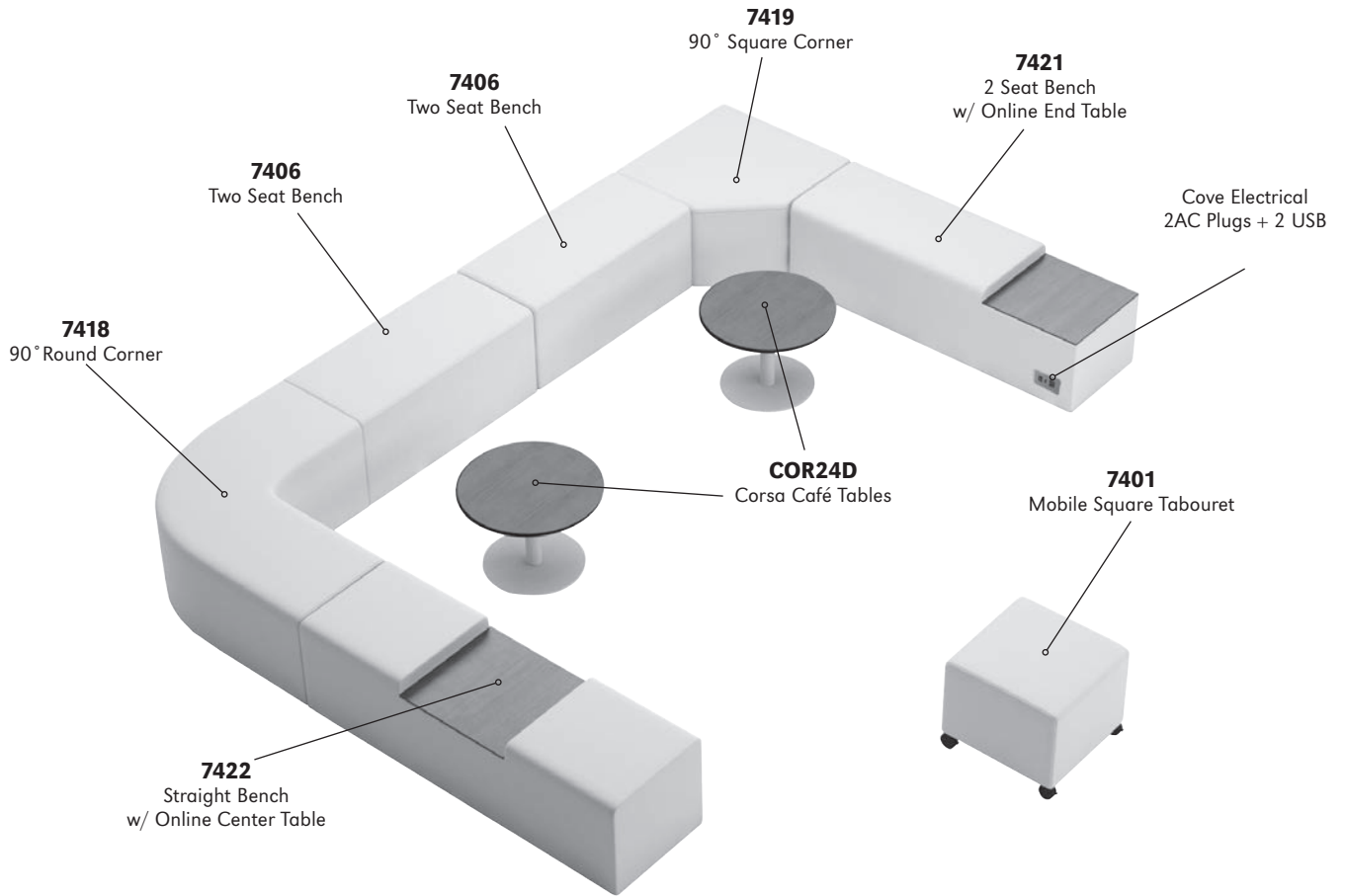
SERPENTINE WITH ONLINE OPEN END TABLE

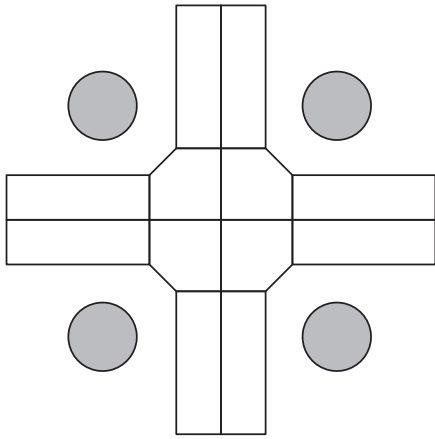


SERPENTINE CONFIGURATION

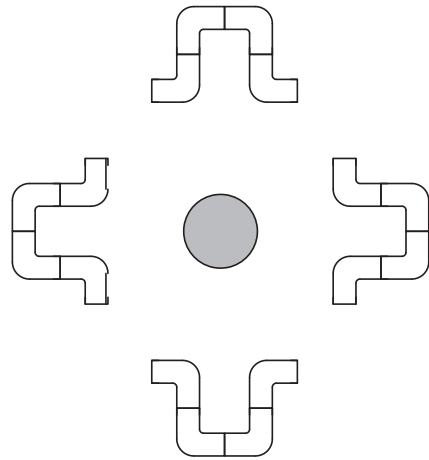


"U" CONFIGURATION WITH ONLINE TABLES

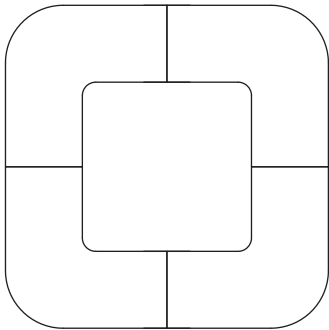




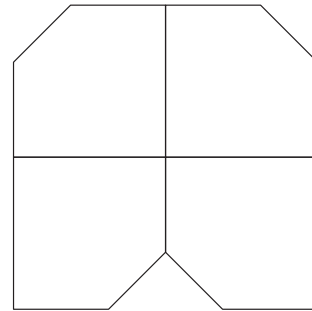
CROSS CORNER CLUSTER



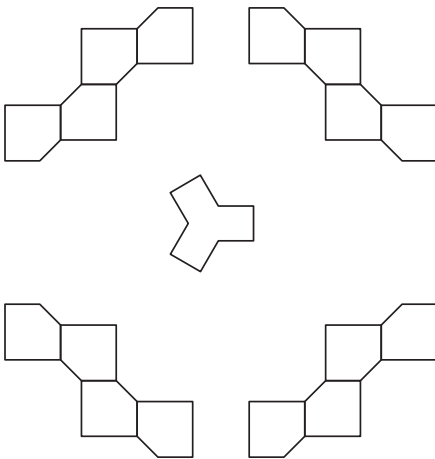
CLUSTER UNITS



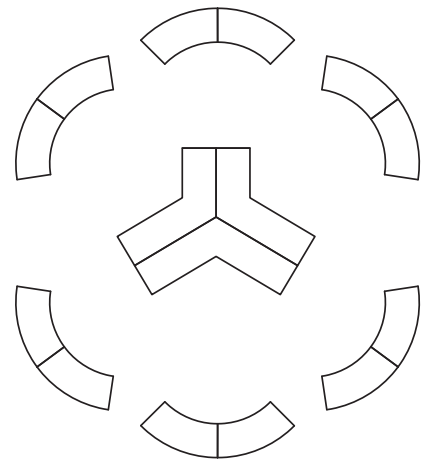
SQUARE CLUSTER



HORSE SHOE CLUSTER



HONEYCOMB CLUSTER



COLLABORATIVE CLUSTER

Connos Collaborative Seating Arrangement



2 seat benches shown with optional decorative ganging




mobile tabouret with straight
tablet arm and casters

mobile tabouret with diagonal
tablet arm and casters

tabouret


Connos Benches and Online Tables



2 TWO SEAT BENCHES WITH SOLID ONLINE TABLE



2 TWO SEAT BENCHES WITH OPEN END ONLINE TABLE



2 TWO SEAT BENCHES WITH OPEN END ONLINE TABLE AND SOLID END TABLE

NOTE: Flat ganging brackets may be used to attach units to tables.



CORSA TABLE OF CONTENTS

Corsa Cafe.....	2
Corsa Conferece.....	5
Corsa Occasional.....	7

CORSA SERIES

Corsa Series has a round stainless steel base with a 3" diameter brushed stainless steel column. Corsa is an ERG economically priced offering.



CORSA WITH KRystalCAST® TOP



CORSA LAMINATE TOP

STAINLESS STEEL

ORDER INFORMATION

- | | |
|-----------------|-------------------------------|
| 1) Series Name | 6) Laminate Selection and No. |
| 2) Model Number | 7) Edge Style Code and Color |
| 3) Size | 8) Optional Items |
| 4) Quantity | |
| 5) Base Finish | |

CORSA CAFÉ BASE SPECIFICATIONS

Corsa Base

- Table Height** Table height is 29" to 30" depending on table top specified. Bar Height table is 42".
- Column** 3" diameter stainless steel #201.
- Base** Brushed stainless steel #201 finish. Base spreads are 17", 22" or 28"
- Glides** Nylon
- Assembly** Base mounts to tabletop with ¼-20 x 1" machine screws into metal inserts in top. NO WOOD SCREWS ARE USED.
- Plate** 10" x 10" square • 12" X 12" square
14" X 14" square • 24" x 24" square

TABLE TOP SPECIFICATIONS

Table Tops

Table top core is CARB Phase I & Phase II Compliant. Laminate, wood veneer and phenolic backing are glued with water based adhesives.

FINISHES

Table Base

Brushed stainless steel #201 finish is standard. Optional powder coat colors are available.

Laminate/Veneer Selections

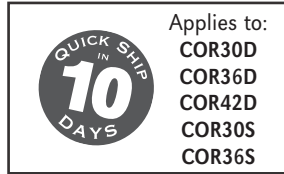
ERG offers over 1000 standard laminate choices from Nevamar, Wilsonart, Formica and Pionite. Wood veneer is available in transparent stain colors - custom stain matching available.

Special Edge Note:

Square tables using PVC **T-MOLD** edge will have a 2" radius on all corners. When ganging or butting tables together, ERG recommends using 3MM flat edge or flat wood edge.

OPTIONS

- CODE: SF - Powder Coat finish in choice of standard powder coat colors
- PC-CO: - Polished Chrome Finish
- CODE: GD - Ganging
- CODE: STH - Special Table Height, for any table height other than 29" or bar-height
- CODE: ULW - Ultra Lightweight Top
- CODE: RAD - 3" Radius Corners for 3MM Edge



MODEL / DESCRIPTION / LIST PRICING

CORSA | CAFÉ | ROUND | STAINLESS STEEL BASE



Model Number	Table Top Size	Shpg. Wght.	Base Spread	LAMINATE TOP ASSORTED EDGES									VENEER TOP	
				GRP 1	GRP 2	GRP 3	GRP 4	GRP 5	GRP 6	GRP 7	GRP 8	GRP 9		
COR24D	24" Dia.	32	17"	\$509	\$520	\$599	\$668	\$803	\$916	\$1055	\$1198	\$1359		
COR30D	30" Dia.	43	22"	\$603	\$618	\$723	\$814	\$994	\$1145	\$1325	\$1447	\$1605		
COR36D	36" Dia.	53	22"	\$687	\$707	\$833	\$942	\$1161	\$1344	\$1560	\$1667	\$1825		
COR42D	42" Dia.	72	22"	\$820	\$843	\$1009	\$1151	\$1436	\$1673	\$1955	\$2018	\$2161		
COR48D	48" Dia.	86	28"	\$1083	\$1110	\$1310	\$1483	\$1827	\$2113	\$2455	\$2621	\$2867		
COR54D	54" Dia.	135	28"	\$1608	\$1931	\$2170	\$2375	\$2782	\$3123	\$3534	\$4207	\$4432		
COR60D	60" Dia.	160	28"	\$2004	\$2043	\$2319	\$2555	\$3027	\$3423	\$3894	\$4564	\$4754		

Note: 54" and 60" tables have 6" diameter column for stability.

CORSA | CAFÉ | SQUARE | STAINLESS STEEL BASE



Model Number	Table Top Size	Shpg. Wght.	Base Spread	LAMINATE TOP ASSORTED EDGES									VENEER TOP	
				GRP 1	GRP 2	GRP 3	GRP 4	GRP 5	GRP 6	GRP 7	GRP 8	GRP 9		
COR24S	24" Sq.	40	17"	\$505	\$518	\$600	\$671	\$811	\$931	\$1069	\$1199	\$1350		
COR2430S	24x30 Sq.	49	22"	\$546	\$558	\$654	\$738	\$903	\$1040	\$1205	\$1310	\$1450		
COR30S	30" Sq.	54	22"	\$592	\$608	\$713	\$803	\$984	\$1133	\$1314	\$1425	\$1575		
COR36S	36" Sq.	67	22"	\$700	\$717	\$848	\$961	\$1186	\$1373	\$1598	\$1698	\$1853		
COR42S	42" Sq.	90	28"	\$983	\$1006	\$1171	\$1314	\$1598	\$1835	\$2118	\$2342	\$2617		
COR48S	48" Sq.	138	28"	\$1092	\$1121	\$1326	\$1502	\$1852	\$2144	\$2494	\$2652	\$2895		

OPTIONS

Add upcharge to list price and code to model number

SF	Powder Coat finish - in standard colors	\$64	per base	PC-CO	Polished Chrome Finish	\$159	per base
STH	Special Table Height, other than 29" or 42"	\$159	per base	ULW	Ultra Lightweight Top	\$201	
GD	Ganging per table	\$101		RAD	3" Radius Corners for 3MM Edge	\$212	per table



MODEL / DESCRIPTION / LIST PRICING

CORSA | CAFÉ | RECTANGLE | STAINLESS STEEL BASE

RECTANGLE

Model Number	Table Top Size	Shpg. Wght.	Base Spread	LAMINATE TOP ASSORTED EDGES							VENEER TOP	
				GRP1	GRP2	GRP3	GRP4	GRP5	GRP6	GRP7	GRP8	GRP9
COR2448	24X48	70	2-17"	\$856	\$872	\$979	\$1070	\$1253	\$1406	\$1590	\$1957	\$2312
COR2460	24X60	79	2-17"	\$899	\$915	\$1035	\$1137	\$1341	\$1510	\$1714	\$2070	\$2421
COR3048	30X48	79	2-17"	\$940	\$957	\$1074	\$1175	\$1378	\$1546	\$1748	\$2149	\$2537
COR3060	30X60	90	2-17"	\$996	\$1015	\$1149	\$1265	\$1496	\$1688	\$1919	\$2299	\$2681
COR3072	30X72	102	2-17"	\$1203	\$1225	\$1374	\$1502	\$1757	\$1969	\$2224	\$3141	\$3606
COR3660	36X60	102	2-22"	\$1217	\$1239	\$1393	\$1524	\$1787	\$2005	\$2268	\$3186	\$3645
COR3672	36X72	115	2-22"	\$1268	\$1292	\$1462	\$1609	\$1902	\$2147	\$2440	\$3355	\$3798

Note: When optional base finish is required, please multiply upcharge by 2 for tables supported with an extra base.

CORSA | BAR HEIGHT | ROUND | STAINLESS STEEL BASE

ROUND

Model Number	Table Top Size	Shpg. Wght.	Base Spread	LAMINATE TOP ASSORTED EDGES							VENEER TOP	
				GRP 1	GRP 2	GRP 3	GRP 4	GRP 5	GRP 6	GRP 7	GRP 8	GRP 9
CORH24D	24" Dia.	40	17"	\$653	\$667	\$745	\$814	\$950	\$1063	\$1199	\$1490	\$1768
CORH30D	30" Dia.	55	22"	\$728	\$743	\$848	\$939	\$1119	\$1268	\$1449	\$1697	\$1953
CORH36D	36" Dia.	63	28"	\$893	\$911	\$1038	\$1148	\$1364	\$1549	\$1766	\$2079	\$2400

CORSA | BAR HEIGHT | SQUARE | STAINLESS STEEL BASE

SQUARE

Model Number	Table Top Size	Shpg. Wght.	Base Spread	LAMINATE TOP ASSORTED EDGES							VENEER TOP	
				GRP 1	GRP 2	GRP 3	GRP 4	GRP 5	GRP 6	GRP 7	GRP 8	GRP 9
CORH36S	36" Sq.	67	28"	\$920	\$940	\$1069	\$1184	\$1408	\$1595	\$1821	\$2142	\$2473

OPTIONS

Add upcharge to list price and code to model number

SF	Powder Coat finish - in standard colors	\$64	per base	PC-CO	Polished Chrome Finish	\$159	per base
STH	Special Table Height, other than 29" or 42"	\$159	per base	ULW	Ultra Lightweight Top	\$201	
GD	Ganging per table	\$101		RAD	3" Radius Corners for 3MM Edge	\$212	per table



RECTANGLE
CONFERENCE TABLE

ORDER INFORMATION

- | | |
|----------------------------|-------------------------------|
| 1) Series Name | 6) Laminate Selection and No. |
| 2) Model Number | 7) Edge Style Code and Color |
| 3) Size | 8) Optional Items |
| 4) Quantity | |
| 5) Powder Coat Frame Color | |

CORSA CONFERENCE SPECIFICATIONS

Corsa Base

- Table Height** Table height is 29" to 30" depending on table top specified. Bar Height table is 42".
- Column** 3" diameter brushed stainless steel #201.
- Base** Brushed Stainless steel #201 finish. Base spreads are 22" or 28"
- Spider** 24" x 24" square
- Glides** Adjustable glides
- Assembly** Base mounts to tabletop with 1/4-20 x 1" machine screws into metal inserts in top. NO WOOD SCREWS ARE USED.

TABLE TOP SPECIFICATIONS

Table Tops

Table top core is CARB Phase I & Phase II Compliant. Laminate, wood veneer and phenolic backing are glued with water based adhesives.

Edge Selections

ERG offers a wide variety of table top edge materials including PVC, wood and laminate.

FINISHES

Table Base

Brushed stainless steel #201 finish is standard. Optional powder coat colors are available.

Laminate/Veneer Selections


ERG offers over 1000 standard laminate choices from Nevamar, Wilsonart, Formica and Pionite. Wood veneer is available in transparent stain colors - custom stain matching available.

Special Edge Note:

Square tables using PVC **T-MOLD** edge will have a 2" radius on all corners. When ganging or butting tables together, ERG recommends using 3MM flat edge or flat wood edge.

OPTIONS

- CODE: SF - Powder Coat finish in choice of standard colors.
- CODE: GD - Ganging per table
- CODE: CRT - Racetrack table top
- CODE: COT - Oval table top
- CODE: PC-CO - Polished Chrome Finish
- CODE: CBT - Boat table top
- CODE: STH - Special Table Height, for any table height other than 29" or bar-height
- CODE: RAD - 3" Radius Corners for 3MM Edge
- CODE: CAT - Almost Rectangle Table Top



RACETRACK
TABLE TOP OPTION

MODEL / DESCRIPTION / LIST PRICING

CORSA | CONFERENCE | RECTANGLE

	Model Number	Table Top Size	Shpg. Wght.	Base Spread	LAMINATE TOP ASSORTED EDGES							VENEER TOP	
					GRP 1	GRP 2	GRP 3	GRP 4	GRP 5	GRP 6	GRP 7	GRP 8	GRP 9
RECTANGLE	CORC4272	42 X 72	129	2-28"	\$2403	\$2453	\$2810	\$3118	\$3729	\$4240	\$4852	\$6469	\$7204
	CORC4284	42 X 84	144	2-28"	\$2503	\$2556	\$2939	\$3266	\$3921	\$4468	\$5123	\$6772	\$7506
	CORC4296	42 X 96	160	2-28"	\$2573	\$2631	\$3039	\$3388	\$4086	\$4669	\$5366	\$7013	\$7722
	CORC4872	48 X 72	142	2-28"	\$2460	\$2516	\$2893	\$3217	\$3864	\$4404	\$5050	\$6665	\$7381
	CORC4884	48 X 84	160	2-28"	\$2741	\$2799	\$3204	\$3551	\$4248	\$4828	\$5524	\$7374	\$8217
	CORC4896	48 X 96	178	2-28"	\$2822	\$2883	\$3318	\$3690	\$4434	\$5053	\$5798	\$7645	\$8461
	CORC48108*	48 X 108	196	3-28"	\$3015	\$3082	\$3542	\$3940	\$4733	\$5393	\$6186	\$8166	\$9043
	CORC48120*	48 X 120	214	3-28"	\$3096	\$3165	\$3657	\$4078	\$4919	\$5620	\$6460	\$8436	\$9287
	CORC48144*	48 X 144	250	3-28"	\$3655	\$3733	\$4280	\$4749	\$5688	\$6467	\$7406	\$9851	\$10957
	CORC6096	60 X 96	214	2-28"	\$3201	\$3272	\$3762	\$4180	\$5016	\$5713	\$6551	\$8662	\$9602
	CORC60108*	60 X 108	237	3-28"	\$3358	\$3433	\$3955	\$4403	\$5301	\$6047	\$6943	\$9119	\$10072
	CORC60120*	60 X 120	259	3-28"	\$3541	\$3622	\$4180	\$4657	\$5613	\$6410	\$7366	\$9640	\$10624
	CORC60144*	60 X 144	304	3-28"	\$4279	\$4368	\$4995	\$5532	\$6607	\$7504	\$8579	\$11490	\$12827

* Asterisk after model number indicates 2 piece tops with center seam for tables over 96" and longer

Note: Other sizes upon request, call ERG customer service.

OPTIONS

Add upcharge to list price and code to model number

SF	Powder Coat finish - in standard colors	\$64	per base	STH	Special Table Height, other than 29" or 42"	\$159	per base
GD	Ganging per table	\$101		PC-CO	Polished Chrome Finish	\$159	per base
CRT	Racetrack table top - add to rectangle top price	add 20%		RAD	3" Radius Corners for 3MM Edge	\$212	per table
COT	Eliptical table top - add to rectangle top price	add 20%		CAT	Almost Rectangle table top	add 25%	
CBT	Boat table top - add to rectangle top price	add 25%					

CORSA SERIES

Corsa Series has a round cast iron base with a stainless steel cover. This series is an ERG special economically priced offering.



SOLID SURFACE SQUARE TOP CORSA
SIDE TABLE



LAMINATE ROUND TOP CORSA W/
WHITE POWDER COAT FINISH BASE



4" RADIUS CORNER TOP
SIDE TABLE

ORDER INFORMATION

- | | |
|-----------------|-------------------------------|
| 1) Series Name | 6) Laminate Selection and No. |
| 2) Model Number | 7) Edge Style Code and Color |
| 3) Size | 8) Optional Items |
| 4) Quantity | |
| 5) Base Finish | |

CORSA OCCASIONAL TABLE BASE SPECIFICATIONS

Corsa Base

- Table Height** Available table height is 17" to 22".
- Column** 3" diameter stainless steel.
- Base** Stainless steel. Base spread is 17", 22", 28".
- Glides** Adjustable glides
- Assembly** Base mounts to tabletop with 1/4-20 x 1" machine screws into metal inserts in top.
NO WOOD SCREWS ARE USED.

TABLE TOP SPECIFICATIONS

Table Tops

Table top core is CARB Phase I & Phase II Compliant. Laminate, wood veneer and phenolic backing are glued with water based adhesives.

FINISHES

Table Base

Stainless steel #201 finish is standard. Optional standard powder coat colors are available.

Laminate/Veneer Selections

ERG offers over 1000 standard laminate choices from Nevamar, Wilsonart, Formica and Pionite. Wood veneer is available in transparent stain colors - custom stain matching available.

Special Edge Note:

Square tables using PVC T-edge will have a 2" radius on all corners. We also offer 4" radius corners.

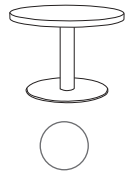
OPTIONS

- CODE: SF - Powder Coat finish in choice of standard powder coat colors.
- CODE: PC-CO - Polished Chrome Finish

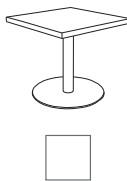


SOLID SURFACE SQUARE TOP
CORSA SIDE TABLE

ROUND AND SQUARE TOP



Model Number	Table Top Size	Table Height	Table Shape	Shpg. Weight	LAMINATE TOP EDGE 2B OR 3A OR SELF EDGE	veneer TOP EDGE 8G	SOLID SURFACE TOP
CORO20D	20" dia.	17"	round	35 lbs.	\$974	\$1023	CALL
CORO24D	24" dia.	17"	round	40 lbs.	\$1015	\$1073	CALL
CORO30D	30" dia.	17"	round	45 lbs.	\$1040	\$1101	CALL
CORO36D	36" dia.	17"	round	50 lbs.	\$1081	\$1144	CALL
CORO20DT	20" dia.	22"	round	35 lbs.	\$990	\$1048	CALL
CORO24DT	24" dia.	22"	round	40 lbs.	\$1029	\$1089	CALL



CORO20S	20" x 20"	17"	square	45 lbs.	\$990	\$1048	CALL
CORO24S	24" x 24"	17"	square	50 lbs.	\$1029	\$1089	CALL
CORO30S	30" x 30"	17"	square	55 lbs.	\$1055	\$1117	CALL
CORO36S	36" x 36"	17"	square	55 lbs.	\$1081	\$1144	CALL
CORO20ST	20" x 20"	22"	square	47 lbs.	\$1000	\$1062	CALL
CORO24ST	24" x 24"	22"	square	52 lbs.	\$1040	\$1101	CALL

OPTIONS

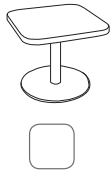
Add upcharge to list price and code to model number

SF	Powder Coat Color (per base)	\$64	PC-CO	Polished Chrome Finish	\$159	per base
----	------------------------------	------	-------	------------------------	-------	----------



4" RADIUS CORNER TOP
SIDE TABLE

4" RADIUS CORNER EDGE



Model Number	Model Description	Table Top Size	Table Height	Table Shape	Shpg. Weight	LAMINATE TOP EDGE 2B OR 3A OR SELF EDGE	VENEER TOP EDGE 8G	SOLID SURFACE TOP
CORO20R	Occasional	20" x 20"	17"	4" radius corner	35 lbs.	\$1034	\$1095	CALL
CORO24R	Occasional	24" x 24"	17"	4" radius corner	40 lbs.	\$1073	\$1139	CALL
CORO30R	Occasional	30" x 30"	17"	4" radius corner	45 lbs.	\$1101	\$1168	CALL
CORO36R	Occasional	36" x 36"	17"	4" radius corner	50 lbs.	\$1144	\$1212	CALL
CORO20RT	Occasional	20" x 20"	22"	4" radius corner	47 lbs.	\$1062	\$1126	CALL
CORO24RT	Occasional	24" x 24"	22"	4" radius corner	52 lbs.	\$1101	\$1168	CALL

OPTIONS

Add upcharge to list price and code to model number

SF	Powder Coat Color (per base)	\$64
----	------------------------------	------

PC-CO	Polished Chrome Finish	\$159	per base
-------	------------------------	-------	----------



CROSSFIRE TABLE OF CONTENTS

Crossfire Cafe	2
Crossfire Training	4
Crossfire Conference	7
Crossfire Occasional.....	9



CROSSFIRE ROUND X-BASE

ORDERING INFORMATION

- | | |
|----------------------------|-------------------------------|
| 1) Series Name | 6) Laminate Selection and No. |
| 2) Model Number | 7) Edge Style Code and Color |
| 3) Size | 8) Wood Species |
| 4) Quantity | 9) Wood Stain Color |
| 5) Powder Coat Frame Color | 10) Optional Items |

CROSSFIRE CAFÉ BASE SPECIFICATIONS

Crossfire X Base

- Table Height** Table height is 29" to 30" depending on table top specified. Bar Height table is 42".
- Column** 2.25" diameter 14 gauge steel tubing welded to top plate.
- Base** Diecast aluminum tubing – 26", 33" and 38" X-base spreads.
- Plate** 8" x 8" square
12" X 12" square
- Glides** Adjustable zinc rubber cushion glides
- Assembly** Top plate is welded to the vertical column and the vertical column is bolted to the horizontal base. No tie rod assembly. Base mounts to tabletop with ¼-20 x 1" machine screws into metal inserts in top.
- Finish** Choice of standard powder coat colors – See "Color Selections" brochure.

Flip-Top Mechanism

Durable all-steel construction with a spring-loaded release handle and a safety catch to maintain flipped-up position.

TABLE TOP SPECIFICATIONS

Table Tops

Table top core is CARB Phase I & Phase II Compliant. Laminate, wood veneer and phenolic backing are glued with water based adhesives.

FINISHES

Laminate/Veneer Selections

ERG offers over 1000 standard laminate choices from Nevamar, Wilsonart, Formica and Pionite. Wood veneer is available in transparent stain colors - custom stain matching available.

Edge Selections:

ERG offers a wide variety of table top edge materials including PVC, wood, aluminum and resin. Square tables using PVC **T-MOLD** edge will have a 2" radius on all corners.

OPTIONS

- CODE: FLIP-X - Flip Top per X-base
- CODE: FLIP-T - Flip Top for two T-legs
- CODE: ASB - Anti-Sag Bar for tables under 72"
- CODE: PC - Polished Chrome
- CODE: RP - Painted Foot-ring for bar height
- CODE: STH - Special Table Height (any table height other than 29" or bar height)
- CODE: CAS3 - 3" Mobile Casters
- CODE: GD - Ganging
- CODE: ULW - Ultra Lightweight Top
- CODE: RAD - 3" Radius Corners for 3MM Edge
- CODE: FTBH – Flip top support bar for rectangular bar height tables (Maximum table top size 30x72)



GLIDE DETAIL

MODEL / DESCRIPTION / LIST PRICING

CROSSFIRE | CAFÉ | ROUND



Model Number	Table Top Size	Shpg. Wght.	Base Spread	LAMINATE TOP ASSORTED EDGES							VENEER TOP	
				GRP 1	GRP 2	GRP 3	GRP 4	GRP 5	GRP 6	GRP 7	GRP 8	GRP 9
CF30D	30" Dia.	43	26"- X	\$723	\$739	\$846	\$938	\$1121	\$1274	\$1458	\$1946	\$2169
CF36D	36" Dia.	53	33"- X	\$811	\$830	\$958	\$1068	\$1292	\$1475	\$1697	\$2211	\$2430
CF42D	42" Dia.	72	33"- X	\$977	\$1002	\$1169	\$1314	\$1602	\$1844	\$2133	\$2708	\$2931
CF48D	48" Dia.	103	38"- X	\$1077	\$1107	\$1311	\$1487	\$1835	\$2127	\$2477	\$3048	\$3238

CROSSFIRE | CAFÉ | SQUARE



Model Number	Table Top Size	Shpg. Wght.	Base Spread	LAMINATE TOP ASSORTED EDGES							VENEER TOP	
				GRP 1	GRP 2	GRP 3	GRP 4	GRP 5	GRP 6	GRP 7	GRP 8	GRP 9
CF2430S	24x30 Sq.	49	26"- X	\$665	\$678	\$776	\$862	\$1029	\$1169	\$1337	\$1786	\$1994
CF30S	30" Sq.	54	26"- X	\$700	\$716	\$823	\$915	\$1098	\$1251	\$1435	\$1897	\$2103
CF36S	36" Sq.	67	33"- X	\$842	\$863	\$994	\$1110	\$1338	\$1529	\$1757	\$2296	\$2528
CF42S	42" Sq.	90	38"- X	\$982	\$1006	\$1175	\$1319	\$1608	\$1848	\$2137	\$2718	\$2947

CROSSFIRE | CAFÉ | RECTANGLE



Model Number	Table Top Size	Shpg. Wght.	Base Spread	LAMINATE TOP ASSORTED EDGES							VENEER TOP	
				GRP 1	GRP 2	GRP 3	GRP 4	GRP 5	GRP 6	GRP 7	GRP 8	GRP 9
CF2448	24x48 Sq.	70	2-20"- T	\$839	\$856	\$982	\$1091	\$1307	\$1488	\$1704	\$2263	\$2515
CF2460	24x60 Sq.	79	2-20"- T	\$881	\$902	\$1042	\$1162	\$1404	\$1605	\$1848	\$2406	\$2644
CF3048	30x48 Sq.	79	2-26"- T	\$886	\$906	\$1050	\$1171	\$1415	\$1619	\$1866	\$2423	\$2659
CF3060	30x60 Sq.	90	2-26"- T	\$938	\$962	\$1121	\$1258	\$1535	\$1764	\$2039	\$2596	\$2814

CROSSFIRE | CAFÉ | BAR HEIGHT



Model Number	Table Top Size	Shpg. Wght.	Base Spread	LAMINATE TOP ASSORTED EDGES							VENEER TOP	
				GRP 1	GRP 2	GRP 3	GRP 4	GRP 5	GRP 6	GRP 7	GRP 8	GRP 9
CFH24D	24" Dia.	40	20"- X	\$896	\$907	\$989	\$1058	\$1196	\$1313	\$1450	\$2240	\$2682
CFH30D	30" Dia.	50	26"- X	\$943	\$959	\$1066	\$1157	\$1341	\$1493	\$1678	\$2430	\$2825
CFH36D	36" Dia.	63	33"- X	\$1085	\$1104	\$1232	\$1344	\$1566	\$1751	\$1972	\$2815	\$3248
CFH36S	36" Sq.	67	33"- X	\$1124	\$1143	\$1276	\$1389	\$1618	\$1808	\$2037	\$2913	\$3365

Note: FTBH option is required with STH option when ordering rectangle flip-top tables over 29" table height.

OPTIONS

Add upcharge to list price and code to model number

FLIP-X	Flip-Top per X-base	\$133	
FLIP-T	Flip-Top for two T-legs	\$379	
ASB	Anti-Sag Bar for tables under 72"	\$85	
STH	Special Table Height (other than 29")	\$159	per base
RP	Painted Foot-ring for Bar Height	\$117	
CAS3	3" Mobile Casters (2 Casters per T-leg)	\$27	ea.

PC	Polished Chrome (X and T Bases)	\$95	per base
GD	Ganging per table	\$101	
ULW	Ultra Lightweight Top	\$201	
RAD	3" Radius Corners for 3MM Edge	\$212	per table
FTBH	All T-leg bar height tables with flip top	\$318	



ORDERING INFORMATION

- | | |
|----------------------------|-------------------------------|
| 1) Series Name | 6) Laminate Selection and No. |
| 2) Model Number | 7) Edge Style Code and Color |
| 3) Size | 8) Wood Species |
| 4) Quantity | 9) Wood Stain Color |
| 5) Powder Coat Frame Color | 10) Optional Items |

CROSSFIRE TRAINING BASE SPECIFICATIONS

Crossfire T Base

- Table Height** Table height is 29" to 30" depending on table top specified.
- Column** 2.25" diameter 14 gauge steel tubing welded to top plate.
- Base** Diecast aluminum tubing – 20", 26" spreads
- Plate** 8" x 8" square 12 gauge stamped steel
5" x 5" or 2" x 4" 12 gauge stamped steel (Flip-Top or Folding)
- Glides** Adjustable zinc rubber cushion steel glides
- Assembly** Top plate is welded to the vertical column and the vertical column is welded to the horizontal base plate. No tie rod assembly. Base mounts to tabletop with ¼-20 x 1" machine screws into metal inserts in top. Stretcher steel bars are used on tops 72" and longer.
- Finish** Choice of standard powder coat colors – See "Color Selections" brochure

Flip-Top Mechanism

Aluminum die-cast top plate and aluminum housing with single handle cable release.

Folding Mechanism

Nylon injection molded housing, cast aluminum pivot and metal locking slider. Rigid, taper locking design is activated by single lever that also locks in folded position.


TABLE TOP SPECIFICATIONS

Table Tops

Table top core is CARB Phase I & Phase II Compliant. Laminate, wood veneer and phenolic backing are glued with water based adhesives.

Ultra-Lightweight Table Tops

Ultra-lightweight tables have an exceptionally strong manufactured MDF top made from 100% recovered and recycled wood fiber with at least 25% post-industrial recycled fiber; the balance consisting of recovered waste fiber. Ultra-light tables are 18% lighter than standard tables.



GLIDE DETAIL



STATIONARY T-BASE

FINISHES

Laminate/Veneer Selections

ERG offers over 1000 standard laminate choices from Nevamar, Wilsonart, Formica and Pionite. Wood veneer is available in transparent stain colors - custom stain matching available.

Edge Selections:

ERG offers a wide variety of table top edge materials including PVC, wood, aluminum and resin/urethane.
Special Edge Note: When ganging or butting tables together, ERG recommends using 3MM flat edge or flat wood edge. Square tables using PVC **T-MOLD** edge will have a 2" radius on all corners.

OPTIONS

- CODE: FLIPT - Flip-Top for two T-legs
- CODE: ASB - Anti-Sag Bar for tables under 72"
- CODE: FOLD - Lightweight Folding Leg Mechanism per table
- CODE: STH - Special Table Height (any table height other than 29")
- CODE: ULW - Ultra-lightweight table top
- CODE: CAS3 - 3" Mobile Casters
- CODE: GD - Ganging per table
- CODE: PC - Polished Chrome
- CODE: CIN - Crossfire Inline Nesting
- CODE: RAD - 3" Radius Corners for 3MM Edge
- CODE: FTBH – Flip top support bar for rectangular bar height tables
(Maximum table top size 30x72)
- TABLE ACCESSORIES – Modesty Panels, Bridges, Grommets, Wire Management, Power & Communication Options, Table Dollies – See accessories online under the 'Products' tab

Note: When ordering modesty panel, table and panel must have 3MM edge.



CROSSFIRE SLANTED LEGS WITH CASTERS

MODEL / DESCRIPTION / LIST PRICING

CROSSFIRE | RECTANGLE

Model Number	Table Top Size	Shpg. Wght.	Base Spread	LAMINATE TOP ASSORTED EDGES								VENEER TOP	
				GRP 1	GRP 2	GRP 3	GRP 4	GRP 5	GRP 6	GRP 7	GRP 8	GRP 9	
CF2436	24 X 36	61	2-20"- T	\$796	\$813	\$924	\$1019	\$1209	\$1368	\$1559	\$2120	\$2386	
CF2448	24 X 48	70	2-20"- T	\$839	\$856	\$982	\$1091	\$1307	\$1488	\$1704	\$2263	\$2515	
CF2460	24 X 60	79	2-20"- T	\$881	\$902	\$1042	\$1162	\$1404	\$1605	\$1848	\$2406	\$2644	
CF2472	24 X 72	88	2-20"- T	\$1061	\$1084	\$1241	\$1373	\$1641	\$1865	\$2132	\$2852	\$3182	
CF2484	24 X 84	97	2-20"- T	\$1127	\$1152	\$1330	\$1484	\$1788	\$2043	\$2350	\$3068	\$3379	
CF2496	24 X 96	106	2-20"- T	\$1169	\$1196	\$1389	\$1556	\$1887	\$2163	\$2495	\$3213	\$3507	
CF3036	30 X 36	68	2-26"- T	\$836	\$852	\$978	\$1084	\$1298	\$1475	\$1688	\$2249	\$2502	
CF3048	30 X 48	79	2-26"- T	\$886	\$906	\$1050	\$1171	\$1415	\$1619	\$1866	\$2423	\$2659	
CF3060	30 X 60	90	2-26"- T	\$938	\$962	\$1121	\$1258	\$1535	\$1764	\$2039	\$2596	\$2814	
CF3072	30 X 72	102	2-26"- T	\$1127	\$1153	\$1331	\$1486	\$1791	\$2045	\$2352	\$3070	\$3380	
CF3084	30 X 84	113	2-26"- T	\$1199	\$1230	\$1434	\$1611	\$1960	\$2252	\$2602	\$3318	\$3602	
CF3096	30 X 96	124	2-26"- T	\$1252	\$1283	\$1506	\$1697	\$2080	\$2396	\$2779	\$3492	\$3757	
CF3648	36 X 48	88	2-26"- T	\$944	\$967	\$1131	\$1272	\$1551	\$1783	\$2063	\$2619	\$2700	
CF3660	36 X 60	102	2-26"- T	\$1005	\$1031	\$1217	\$1373	\$1689	\$1951	\$2268	\$2821	\$3019	
CF3672	36 X 72	115	2-26"- T	\$1204	\$1232	\$1437	\$1614	\$1967	\$2260	\$2612	\$3326	\$3611	
CF3684	36 X 84	129	2-26"- T	\$1286	\$1319	\$1554	\$1754	\$2157	\$2492	\$2892	\$3604	\$3862	
CF3696	36 X 96	142	2-26"- T	\$1346	\$1383	\$1638	\$1856	\$2293	\$2660	\$3099	\$3807	\$4043	

Note: FTBH option is required with STH option when ordering rectangle flip-top tables over 29" table height.

OPTIONS

Add upcharge to list price and code to model number

FLIP-T	Flip-Top for two t-legs	\$379	
ASB	Anti-Sag Bar for tables under 72"	\$85	
FOLD	Lightweight Folding Leg Mechanism per table	\$316	
STH	Special Table Height (other than 29")	\$159	per leg
ULW	Ultra-lightweight table top	\$201	
CAS3	3" Mobile Casters (2 Casters per T-leg)	\$27	ea.

GD	Ganging per table	\$101	
PC	Polished Chrome	\$95	per leg
CIN	Crossfire Inline Nesting	\$69	
RAD	3" Radius Corners for 3MM Edge	\$212	per table
FTBH	All T-base bar height tables with flip top	\$318	

MODEL / DESCRIPTION / LIST PRICING

CROSSFIRE | TRAPEZOID

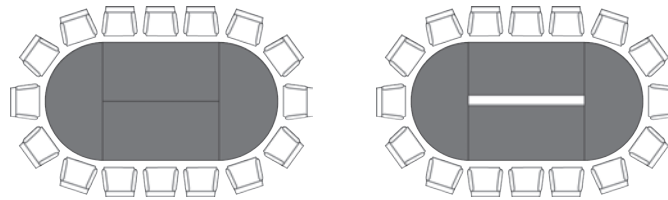


Model Number	Table Top Size	Shpg. Wght.	Base Spread	LAMINATE TOP ASSORTED EDGES								VENEER TOP	
				GRP 1	GRP 2	GRP 3	GRP 4	GRP 5	GRP 6	GRP 7	GRP 8	GRP 9	
CFT2448	24 X 48	70	2-20"- T	\$988	\$1012	\$1192	\$1344	\$1650	\$1903	\$2209	\$2762	\$2964	
CFT2460	24 X 60	79	2-20"- T	\$1080	\$1110	\$1320	\$1499	\$1860	\$2161	\$2521	\$3070	\$3242	
CFT3060	30 X 60	90	2-26"- T	\$1128	\$1159	\$1387	\$1581	\$1971	\$2296	\$2685	\$3233	\$3387	
CFT3672	36 X 72	115	2-26"- T	\$1385	\$1423	\$1692	\$1923	\$2382	\$2769	\$3228	\$3938	\$4159	

CROSSFIRE | SECTIONAL | HALF ROUND



Model Number	Table Top Size	Shpg. Wght.	Base Spread	LAMINATE TOP ASSORTED EDGES								VENEER TOP	
				GRP 1	GRP 2	GRP 3	GRP 4	GRP 5	GRP 6	GRP 7	GRP 8	GRP 9	
CFHR2448	24 X 48	70	2-20"- T	\$1119	\$1152	\$1374	\$1567	\$1951	\$2273	\$2658	\$3205	\$3364	
CFHR3060	30 X 60	90	2-20"- T	\$1210	\$1246	\$1503	\$1722	\$2161	\$2526	\$2964	\$3509	\$3636	
CFHR3672	36 X 72	115	2-26"- T	\$1467	\$1510	\$1807	\$2062	\$2573	\$2999	\$3509	\$4214	\$4409	



SAMPLE CONFIGURATIONS

Note: FTBH option is required with STH option when ordering rectangle flip-top tables over 29" table height.

OPTIONS

Add upcharge to list price and code to model number

FLIP-T	Flip-Top for two t-legs	\$379	
ASB	Anti-Sag Bar for tables under 72"	\$85	
FOLD	Lightweight Folding Leg Mechanism per table	\$316	
STH	Special Table Height (other than 29")	\$159	per leg
ULW	Ultra-lightweight table top	\$201	

CAS3	3" Mobile Casters (2 Casters per T-leg)	\$27	ea.
GD	Ganging per table	\$101	
PC	Polished Chrome	\$95	per leg
FTBH	All T-base bar height tables with flip top	\$318	
CIN	Crossfire Inline Nesting	\$69	



CONFERENCE TABLE WITH Y-BASE
AND OPTIONAL OVAL TOP

Note: Y-leg base pricing includes floor crossbar.

ORDER INFORMATION

- | | |
|----------------------------|-------------------------------|
| 1) Series Name | 6) Laminate Selection and No. |
| 2) Model Number | 7) Edge Style Code and Color |
| 3) Size | 8) Wood Species |
| 4) Quantity | 9) Wood Stain Color |
| 5) Powder Coat Frame Color | 10) Optional Items |

CROSSFIRE CONFERENCE SPECIFICATIONS

Conference Base

Table Height	Table height is 29" to 30" depending on table top specified.
Column	2.25" diameter 14 gauge steel tubing welded to top plate.
Base	Diecast aluminum tubing – two base styles 34" TT-Base and 29" or 33" Y-Base
Plate	8" x 8" square 12 gauge stamped steel
Glides	Adjustable zinc rubber cushion steel glides
Assembly	Top plate is welded to the vertical column and the vertical column is bolted to the horizontal base and crossbar (on Y-base). No tie rod assembly. Base mounts to tabletop with ¼-20 x 1" machine screws into metal inserts in top.
Finish	Choice of standard powder coat colors – See "Color Selections" brochure

Table Tops

Table top core is CARB Phase I & Phase II Compliant. Laminate, wood veneer and phenolic backing are glued with water based adhesives.

Edge Selections

ERG offers a wide variety of table top edge materials including PVC, wood and laminate.

FINISHES

Table Bases and Legs

Finished in your choice of standard powder coat colors. Finishes listed at beginning of price list. For colors refer to "Color Selections" brochure. For actual color samples, please call Customer Service.

Laminate/Veneer Selections

ERG offers over 1000 standard laminate choices from Nevamar, Wilsonart, Formica and Pionite. Wood veneer is available in transparent stain colors - custom stain matching available.

OPTIONS

- CODE: STH - Special Table Height (any table height other than 29")
- CODE: GD - Ganging per table
- CODE: CRT - Racetrack table top
- CODE: COT - Oval table top
- CODE: CBT - Boat table top
- CODE: PC - Polished Chrome
- CODE: CAT - Almost Rectangle Table Top
- CODE: RAD - 3" Radius Corners for 3MM Edge
- TABLE ACCESSORIES – Modesty Panels, Bridges, Grommets, Wire Management, Power & Communication Options, Table Dollies – See accessories online under the 'Products' tab

Note: When ordering modesty panel, table and panel must have 3MM edge.

MODEL / DESCRIPTION / LIST PRICING

CROSSFIRE | CONFERENCE | RECTANGLE

RECTANGLE

Model Number	Table Top Size	Shpg. Wght.	Base Spread	LAMINATE TOP ASSORTED EDGES									VENEER TOP	
				GRP 1	GRP 2	GRP 3	GRP 4	GRP 5	GRP 6	GRP 7	GRP 8	GRP 9		
CF4272	42 X 72	129	2-34TT	\$2332	\$2381	\$2729	\$3026	\$3620	\$4116	\$4709	\$6280	\$6994		
CF4284	42 X 84	144	2-34TT	\$2430	\$2481	\$2853	\$3170	\$3806	\$4337	\$4973	\$6574	\$7286		
CF4296	42 X 96	160	2-34TT	\$2498	\$2555	\$2951	\$3290	\$3967	\$4532	\$5210	\$6807	\$7497		
CF4872	48 X 72	142	2-34TT	\$2389	\$2442	\$2809	\$3124	\$3751	\$4276	\$4904	\$6471	\$7165		
CF4884	48 X 84	160	2-34TT	\$2661	\$2717	\$3111	\$3447	\$4124	\$4687	\$5363	\$7159	\$7977		
CF4896	48 X 96	178	2-34TT	\$2738	\$2798	\$3220	\$3583	\$4304	\$4907	\$5629	\$7422	\$8214		
CF48108*	48 X 108	196	3-34TT	\$2927	\$2990	\$3439	\$3824	\$4594	\$5236	\$6005	\$7928	\$8778		
CF48120*	48 X 120	214	3-34TT	\$3005	\$3073	\$3550	\$3959	\$4774	\$5456	\$6272	\$8190	\$9016		
CF48144*	48 X 144	250	3-34TT	\$3548	\$3624	\$4155	\$4611	\$5521	\$6279	\$7189	\$9563	\$10637		
CF6096	60 X 96	214	2-34TT	\$3107	\$3176	\$3651	\$4057	\$4870	\$5545	\$6360	\$8408	\$9322		
CF60108*	60 X 108	237	3-34TT	\$3259	\$3333	\$3840	\$4275	\$5146	\$5871	\$6740	\$8853	\$9778		
CF60120*	60 X 120	259	3-34TT	\$3438	\$3515	\$4057	\$4521	\$5448	\$6222	\$7151	\$9359	\$10314		
CF60144*	60 X 144	304	3-34TT	\$4154	\$4240	\$4849	\$5370	\$6413	\$7284	\$8329	\$11154	\$12453		

* Asterisk after model number indicates 2 piece tops with center seam for tables over 96" and longer

CROSSFIRE | CONFERENCE | RECTANGLE Y-BASE

Model Number	Table Top Size	Shpg. Wght.	Base Spread	LAMINATE TOP ASSORTED EDGES									VENEER TOP	
				GRP 1	GRP 2	GRP 3	GRP 4	GRP 5	GRP 6	GRP 7	GRP 8	GRP 9		
CFY3672	36 X 72	115	2-29Y	\$2332	\$2381	\$2729	\$3026	\$3620	\$4116	\$4709	\$6280	\$6994		
CFY3684	36 X 84	129	2-29Y	\$2430	\$2481	\$2853	\$3170	\$3806	\$4337	\$4973	\$6574	\$7286		
CFY3696	36 X 96	142	2-29Y	\$2498	\$2555	\$2951	\$3290	\$3967	\$4532	\$5210	\$6807	\$7139		
CFY4272	42 X 72	129	2-33Y	\$2389	\$2442	\$2809	\$3124	\$3751	\$4276	\$4904	\$6471	\$7165		
CFY4284	42 X 84	144	2-33Y	\$2661	\$2717	\$3111	\$3447	\$4124	\$4687	\$5363	\$7159	\$7977		
CFY4296	42 X 96	160	2-33Y	\$2738	\$2798	\$3220	\$3583	\$4304	\$4907	\$5629	\$7422	\$8214		
CFY4872	48 X 72	142	2-33Y	\$2927	\$2990	\$3439	\$3824	\$4594	\$5236	\$6005	\$7928	\$8778		
CFY4884	48 X 84	160	2-33Y	\$3005	\$3073	\$3550	\$3959	\$4774	\$5456	\$6272	\$8190	\$9016		
CFY4896	48 X 96	178	2-33Y	\$3548	\$3624	\$4155	\$4611	\$5521	\$6279	\$7189	\$9563	\$10637		

Note: Y-leg base pricing includes floor crossbar.

OPTIONS

Add upcharge to list price and code to model number

GD	Ganging per table	\$101	
CRT	Racetrack table top	add 20%	
COT	Oval table top	add 20%	
CBT	Boat table top	add 25%	
PC	Polished Chrome - TT-Base	\$159	per base

PC	Polished Chrome - Y-Bases & Crossbar	\$239	per table
STH	Special Table Height - any height other than 29"	\$371	per table
RAD	3" Radius Corners for 3MM Edge	\$212	per table
CAT	Almost Rectangle table top	add 25%	



CROSSFIRE OCCASIONAL TABLE WITH
OPTIONAL POLISHED CHROME BASE AND KRYSTALCAST™ TOP

ORDERING INFORMATION

- | | |
|----------------------------|-------------------------------|
| 1) Series Name | 6) Laminate Selection and No. |
| 2) Model Number | 7) Edge Style Code and Color |
| 3) Size | 8) Optional Items |
| 4) Quantity | |
| 5) Powder Coat Frame Color | |

CROSSFIRE OCCASIONAL BASE SPECIFICATIONS

Table Height	Table height is 17".
Column	2.25" diameter 14 gauge steel tubing welded to top plate.
Base	Diecast aluminum – 20", 26", 33" and 38" X-base spreads.
Plate	8" x 8" square 12" X 12" square
Glides	Adjustable zinc rubber cushion glides
Assembly	Top plate is welded to the vertical column and the vertical column is bolted to the horizontal base. No tie rod assembly. Base mounts to tabletop with ¼-20 x 1" machine screws into metal inserts in top.
Finish	Choice of standard powder coat colors – See "Color Selections" brochure.

TABLE TOP SPECIFICATIONS

Table Tops

Table top core is CARB Phase I & Phase II Compliant. Laminate, wood veneer and phenolic backing are glued with water based adhesives.

FINISHES

Laminate/Veneer Selections

ERG offers over 1000 standard laminate choices from Nevamar, Wilsonart, Formica and Pionite. Wood veneer is available in transparent stain colors - custom stain matching available.

Edge Selections:

ERG offers a wide variety of table top edge materials including PVC and wood.

OPTIONS

- CODE: PC - Polished Chrome
- CODE: STH - Special Table Height



GLIDE DETAIL

MODEL / DESCRIPTION / LIST PRICING

CROSSFIRE | OCCASIONAL | ROUND



Model Number	Table Top Size	Table Height	Table Shape	Shpg. Weight	LAMINATE TOP EDGE 2B OR 3A	veneer TOP EDGE 8G	SOLID SURFACE TOP
CFO18D	18" Dia.	17"	round	35 lbs.	\$870	\$2077	CALL
CFO24D	24" Dia.	17"	round	40 lbs.	\$882	\$2088	CALL
CFO30D	30" Dia.	17"	round	45 lbs.	\$911	\$2118	CALL
CFO36D	36" Dia.	17"	round	50 lbs.	\$1002	\$2382	CALL
CFO42D	42" Dia.	17"	round	35 lbs.	\$1173	\$2879	CALL
CFO48D	48" Dia.	17"	round	40 lbs.	\$1279	\$3219	CALL

CROSSFIRE | OCCASIONAL | SQUARE



Model Number	Table Top Size	Table Height	Table Shape	Shpg. Weight	LAMINATE TOP EDGE 2B OR 3A	veneer TOP EDGE 8G	SOLID SURFACE TOP
CFO24S	24"X24"	17"	square	35 lbs.	\$860	\$2040	CALL
CFO30S	30"X30"	17"	square	40 lbs.	\$888	\$2070	CALL
CFO36S	36"X36"	17"	square	45 lbs.	\$1034	\$2468	CALL
CFO42S	42"X42"	17"	square	50 lbs.	\$1178	\$2890	CALL

CROSSFIRE | OCCASIONAL | RECTANGLE



Model Number	Table Top Size	Table Height	Table Shape	Shpg. Weight	LAMINATE TOP EDGE 2B OR 3A OR SELF EDGE	veneer TOP EDGE 8G	SOLID SURFACE TOP
CFO2448	24x48	17"	rectangle	52 lbs.	\$1416	\$2823	CALL
CFO2460	24x60	17"	rectangle	56 lbs.	\$1463	\$2966	CALL

OPTIONS

Add upcharge to list price and code to model number

PC	Polished Chrome	\$95	STH	Special Table Height	\$159
----	-----------------	------	-----	----------------------	-------



CUBE PLUS OCCASIONAL TABLE

Cube Occasional Tables features covered top and laminate sides. Contrasting laminates, solid wood inlay top edge and a recessed base can give you various combinations.



OVAL TABLE



ROUND TABLE WITH OPTIONAL WOOD INLAY TOP EDGE AND RECESSED BASE



SQUARE END TABLE

ORDERING INFORMATION

- | | |
|-----------------|---------------------------|
| 1) Series Name | 4) Laminate Name & Number |
| 2) Model Number | 5) Optional Items |
| 3) Quantity | |

CUBE PLUS SPECIFICATIONS

Table

Tables are covered top and sides with high pressure laminate, or choose Optional Two Different Color Laminates: top portion of table in one color, sides of table in another color.

- Square tables feature a 3" corner radius

Table Tops

ERG offers over 1000 standard laminate choices from Nevamar, Wilsonart, Formica and Pionite. Wood veneer in transparent stain colors and custom stain matching are also available. Solid Surface, 3Form Chroma and stone table tops will be quoted upon request

Glides

Four factory installed tap-in glides.

OPTIONS

- CODE: 2LC - Two Color Laminate Choices - top portion of table (& recessed base) in one color, sides of table in another color.
- CODE: STH - Special Table Height - under 17"
- CODE: STH+ - Special Table Height - between 17" and 24"
- CODE: STH24+ - Special Table Height - between 24" and 29"
- CODE: RB - Recessed Base
- CODE: CPI - Solid Maple Wood Inlay - top edge
- CODE: APG - Adjustable Poly Glides
- TABLE ACCESSORIES - Wire Management, Power & Communication Options - See accessories online under the 'Products' tab.



SQUARE TABLE WITH SOLID SURFACE TOP AND OPTIONAL RECESSED BASE



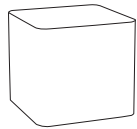
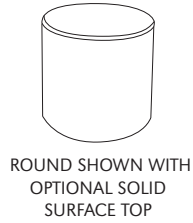
ROUND END TABLE



SQUARE END TABLE

MODEL / DESCRIPTION / LIST PRICING

CUBE PLUS OCCASIONAL TABLES



Model	Table Size	Table Height	Table Shape	Shipping Weight.	LAMINATE	WOOD VENEER
CUB18D	18" dia.	17"	round	29 lbs.	\$1090	\$1416
CUB18DT	18" dia.	24"	round	36 lbs.	\$1377	\$1790
CUB24D	24" dia.	17"	round	50 lbs.	\$1299	\$1591
CUB24DT	24" dia.	24"	round	60 lbs.	\$1523	\$1957
CUB30D	30" dia.	17"	round	109 lbs.	\$1599	\$2294
CUB36D	36" dia.	17"	round	121 lbs.	\$1889	\$2667
CUB18S	18 x 18"	17"	square	40 lbs.	\$1226	\$1705
CUB18ST	18 x 18"	24"	square	48 lbs.	\$1381	\$1866
CUB24S	24" x 24"	17"	square	60 lbs.	\$1460	\$2083
CUB24ST	24" x 24"	24"	square	69 lbs.	\$1641	\$2165
CUB30S	30" x 30"	17"	square	95 lbs.	\$1794	\$2216
CUB36S	36" x 36"	17"	square	140 lbs.	\$2122	\$3232
CUB1827	18" x 27"	17"	oval	45 lbs.	\$1613	\$2335
CUB2234	22" x 34"	17"	oval	60 lbs.	\$1887	\$2986

NOTE: SOLID SURFACE TOPS ARE AVAILABLE, PLEASE CALL FOR QUOTE

OPTIONS

Add upcharge to list price and code to model number


2LC	Two Laminate Color Choices - add to list price	\$133	STH+	Special Table Height between 17" and 24"	\$196
RB	Recessed Base	\$159	STH24+	Special Table Height between 24" and 29"	\$239
CPI	Solid Maple Wood Inlay - top edge	\$901	AGP	Adjustable Poly Glides (Laminate Cylinder/Cube)	\$64
STH	Special Table Height less than 17"	\$159			

DAL BENCH

The Dal Bench features two- and three-seat benches on metal or wood frames. Dal fully upholstered benches easily coordinate with any public space.



THREE SEAT WOOD FRAME BENCH



TWO SEAT METAL FRAME BENCH

ORDERING INFORMATION

To Order Please Specify:

- 1) Series Name
- 2) Model Number
- 3) Quantity
- 4) Frame Color
- 5) Fabric Grade & Number
- 6) Optional Items

DAL GENERAL SPECIFICATIONS

Frame Construction

Frame assembly is welded 1" x 1.5" steel construction. All welds are hand brazed to a smooth finish. Wood frames are 1.25" x 2" solid Maple wood. Bench seats feature a 1" multi-ply wood support.

Upholstery

All foam is fully bonded to frame. Seat cushions are 4" graded high resiliency (H.R.) block foam, covered entirely with special bonded polyester fiber to protect final upholstery. ERG uses only water based glues and adhesives in our upholstery process. Seat is covered in choice of fabric, vinyl, crypton, leather or COM.

Glides

Nylon glides are factory installed on all benches.

COLORS / FINISHES

Metal Frame Finish Colors:

Standard powder coat colors available.

Wood Frame Finish Colors:


Standard transparent stain colors available.

OPTIONS

- CODE: FR - CAL 133 (TB 133) Fire Retardant.
- CODE: MB - Moisture Barrier
- CODE: SBH - Special Height

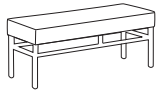
SOFT SEATING	WEIGHT LIMIT
1 Seat	500 lbs.
2 Seat	1000 lbs.
3 Seat	1500 lbs.

DIMENSIONS	2-Seat Bench 16"	2-Seat Bench 20"	3-Seat Bench 16"	3-Seat Bench 20"
Overall Length:	44"	44"	66"	66"
Overall Depth:	16"	20"	16"	20"
Seat Height:	18"	18"	18"	18"
Qty./Wt.:	1 ea./110 lbs.	1 ea./120 lbs.	1 ea./130 lbs.	1 ea./140 lbs.



METAL FRAME THREE SEAT BENCH

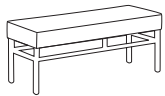
MODEL / DESCRIPTION / LIST PRICING



511 Metal Two Seat Bench - 16" x 44"

COM Yardage: 2 Yds.

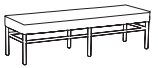
COM	GR1	GR2	GR3	GR4	GR5	GR6	GR7	GR8	GR9	GR10	LEA
\$2145	\$2296	\$2388	\$2482	\$2582	\$2685	\$2792	\$2905	\$3020	\$3143	\$3268	\$3863



517 Metal Two Seat Bench - 20" x 44"

COM Yardage: 2.5 Yds.

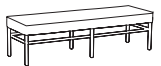
COM	GR1	GR2	GR3	GR4	GR5	GR6	GR7	GR8	GR9	GR10	LEA
\$2220	\$2375	\$2470	\$2569	\$2671	\$2779	\$2890	\$3006	\$3126	\$3251	\$3380	\$3995



513 Metal Three Seat Bench - 16" x 66"

COM Yardage: 2.75 Yds.

COM	GR1	GR2	GR3	GR4	GR5	GR6	GR7	GR8	GR9	GR10	LEA
\$2840	\$3039	\$3159	\$3285	\$3418	\$3554	\$3696	\$3844	\$3997	\$4157	\$4324	\$5111



519 Metal ThreeSeat Bench - 20" x 66"

COM Yardage: 3 Yds.

COM	GR1	GR2	GR3	GR4	GR5	GR6	GR7	GR8	GR9	GR10	LEA
\$2960	\$3167	\$3294	\$3427	\$3563	\$3705	\$3854	\$4008	\$4167	\$4334	\$4508	\$5328

OPTIONS

Add upcharge to list price and code to model number

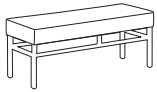
FR	CAL 133 (TB 133) Fire Retardant - per yd.	\$95	/yd.	SBH	Special Height - each piece	\$313	
MB	Moisture Barrier - per seat	\$133					



THREE SEAT WOOD BENCH

DIMENSIONS	2-Seat Bench 16"	2-Seat Bench 20"	3-Seat Bench 16"	3-Seat Bench 20"
Overall Length:	44"	44"	66"	66"
Overall Depth:	16"	20"	16"	20"
Seat Height:	18"	18"	18"	18"
Qty./Wt.:	1 ea./100 lbs.	1 ea./110 lbs.	1 ea./120 lbs.	1 ea./130 lbs.

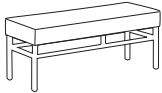
MODEL / DESCRIPTION / LIST PRICING



511W Wood Two Seat Bench - 16" x 44"

COM Yardage: 2 Yds.

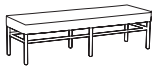
COM	GR1	GR2	GR3	GR4	GR5	GR6	GR7	GR8	GR9	GR10	LEA
\$2282	\$2442	\$2541	\$2643	\$2747	\$2857	\$2972	\$3091	\$3214	\$3343	\$3476	\$4109



517W Wood Two Seat Bench - 20" x 44"

COM Yardage: 2.5 Yds.

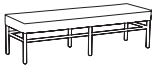
COM	GR1	GR2	GR3	GR4	GR5	GR6	GR7	GR8	GR9	GR10	LEA
\$2494	\$2668	\$2774	\$2885	\$3001	\$3120	\$3245	\$3376	\$3509	\$3651	\$3796	\$4487



513W Wood Three Seat Bench - 16" x 66"

COM Yardage: 2.75 Yds.

COM	GR1	GR2	GR3	GR4	GR5	GR6	GR7	GR8	GR9	GR10	LEA
\$3020	\$3232	\$3361	\$3496	\$3635	\$3781	\$3933	\$4090	\$4253	\$4425	\$4601	\$5437



519W Wood Three Seat Bench - 20" x 66"

COM Yardage: 3 Yds.

COM	GR1	GR2	GR3	GR4	GR5	GR6	GR7	GR8	GR9	GR10	LEA
\$3385	\$3621	\$3768	\$3918	\$4075	\$4237	\$4406	\$4582	\$4767	\$4957	\$5155	\$6092

OPTIONS

Add upcharge to list price and code to model number

FR	CAL 133 (TB 133) Fire Retardant - per yd.	\$95	/yd.
MB	Moisture Barrier - per seat	\$133	

SBH	Special Height - each piece	\$313	
-----	-----------------------------	-------	--

DALMA

Dalma tables offer a clean and simple almost square base design, as a nice alternative to the traditional square table bases. The collection consists of café and bar height tables with a stainless steel base and options for different base finishes and table tops, finished off with your choice of laminate. These tables will nicely complement any café dining area or small meeting room.



42" ALMOST SQUARE

ORDER INFORMATION

- | | |
|-----------------|-------------------------------|
| 1) Series Name | 6) Laminate Selection and No. |
| 2) Model Number | 7) Edge Style Code and Color |
| 3) Size | 8) Optional Items |
| 4) Quantity | |
| 5) Base Finish | |

CORSA CAFÉ BASE SPECIFICATIONS

Corsa Base

- | | |
|---------------------|--|
| Table Height | Table height is 29" to 30" depending on table top specified. Bar Height table is 42". |
| Column | 3" diameter stainless steel #201. |
| Base | Base spreads are 20" or 24" |
| Glides | Adjustable glides |
| Assembly | Base mounts to tabletop with ¼-20 x 1" machine screws into metal inserts in top.
NO WOOD SCREWS ARE USED. |
| Plate | 12" X 12" square
14" X 14" square
24" X 24" square |

TABLE TOP SPECIFICATIONS

Table Tops

Table top core is CARB Phase I & Phase II Compliant. Laminate, wood veneer and phenolic backing are glued with water based adhesives.

FINISHES

Table Base/Legs

Brushed stainless steel #201 finish is standard. Optional powder coat colors are available.

Laminate/Veneer Selections

ERG offers over 1000 standard laminate choices from Nevamar, Wilsonart, Formica and Pionite. Wood veneer is available in transparent stain colors - custom stain matching available.

Special Edge Note:

Square tables using PVC **T-MOLD** edge will have a 2" radius on all corners.

OPTIONS

- CODE: SF - Powder Coat finish in choice of standard powder coat colors
- CODE: STH - Special Table Height, for any table height other than 29" or bar-height
- CODE: RAD - 3" Radius Corners for 3MM Edge

MODEL / DESCRIPTION / LIST PRICING

DALMA | CAFÉ | ROUND TOP



Model Number	Table Top Size	Shpg. Wght.	Base Spread	LAMINATE TOP ASSORTED EDGES							VENEER TOP	
				GRP 1	GRP 2	GRP 3	GRP 4	GRP 5	GRP 6	GRP 7	GRP 8	GRP 9
DAL30D	30" Dia.	43	20"	\$674	\$686	\$768	\$838	\$978	\$1094	\$1234	\$1535	\$1823
DAL36D	36" Dia.	53	20"	\$740	\$754	\$853	\$938	\$1107	\$1249	\$1418	\$1706	\$1994
DAL42D	42" Dia.	72	20"	\$926	\$945	\$1073	\$1184	\$1404	\$1588	\$1809	\$2147	\$2491

DALMA | CAFÉ | SQUARE TOP



Model Number	Table Top Size	Shpg. Wght.	Base Spread	LAMINATE TOP ASSORTED EDGES							VENEER TOP	
				GRP 1	GRP 2	GRP 3	GRP 4	GRP 5	GRP 6	GRP 7	GRP 8	GRP 9
DAL2430S	24x30 Sq.	49	20"	\$604	\$615	\$690	\$754	\$882	\$989	\$1117	\$1379	\$1632
DAL30S	30" Sq.	54	20"	\$666	\$678	\$759	\$829	\$969	\$1086	\$1226	\$1519	\$1799
DAL36S	36" Sq.	67	20"	\$749	\$763	\$865	\$952	\$1127	\$1272	\$1447	\$1730	\$2015
DAL42S	42" Sq.	90	24"	\$985	\$1004	\$1132	\$1243	\$1463	\$1647	\$1868	\$2265	\$2655

DALMA | CAFÉ | ALMOST SQUARE TOP



Model Number	Table Top Size	Shpg. Wght.	Base Spread	LAMINATE TOP ASSORTED EDGES							VENEER TOP	
				GRP 1	GRP 2	GRP 3	GRP 4	GRP 5	GRP 6	GRP 7	GRP 8	GRP 9
DAL30AS	30" Sq.	54	20"	NA	\$720	\$801	\$871	\$1011	\$1128	\$1268	\$1603	\$1917
DAL36AS	36" Sq.	67	20"	NA	\$805	\$907	\$994	\$1169	\$1314	\$1489	\$1814	\$2132
DAL42AS	42" Sq.	90	24"	NA	\$1012	\$1141	\$1251	\$1472	\$1656	\$1876	\$2281	\$2679

OPTIONS

Add upcharge to list price and code to model number

SF	Powder Coat Paint Color	\$64	per base	RAD	3" Radius Corners for 3MM Edge	\$212	per table
STH	Special Table Height, (other than 29")	\$159	per base				

MODEL / DESCRIPTION / LIST PRICING

DALMA | BAR HEIGHT | ROUND TOP



Model Number	Table Top Size	Shpg. Wght.	Base Spread	LAMINATE TOP ASSORTED EDGES							VENEER TOP	
				GRP 1	GRP 2	GRP 3	GRP 4	GRP 5	GRP 6	GRP 7	GRP 8	GRP 9
DALH30D	30" Dia.	43	20"	\$775	\$787	\$869	\$939	\$1079	\$1195	\$1335	\$1976	\$2320
DALH36D	36" Dia.	53	20"	\$900	\$914	\$1013	\$1098	\$1267	\$1408	\$1578	\$2307	\$2694

DALMA | BAR HEIGHT | SQUARE TOP



Model Number	Table Top Size	Shpg. Wght.	Base Spread	LAMINATE TOP ASSORTED EDGES							VENEER TOP	
				GRP 1	GRP 2	GRP 3	GRP 4	GRP 5	GRP 6	GRP 7	GRP 8	GRP 9
DALH36S	36" Sq.	67	24"	\$922	\$937	\$1044	\$1135	\$1318	\$1471	\$1653	\$2382	\$2761

DALMA | BAR HEIGHT | ALMOST SQUARE TOP



Model Number	Table Top Size	Shpg. Wght.	Base Spread	LAMINATE TOP ASSORTED EDGES							VENEER TOP	
				GRP 1	GRP 2	GRP 3	GRP 4	GRP 5	GRP 6	GRP 7	GRP 8	GRP 9
DALH30AS	30" x 30"	50	20"	NA	\$820	\$902	\$972	\$1112	\$1229	\$1369	\$2050	\$2420
DALH36AS	36" x 36"	63	24"	NA	\$948	\$1046	\$1131	\$1301	\$1442	\$1611	\$2381	\$2794

OPTIONS

Add upcharge to list price and code to model number

SF	Powder Coat Paint Color	\$64	per base	RAD	3" Radius Corners for 3MM Edge	\$212	per table
STH	Special Table Height, (other than 29")	\$159	per base				

DARBY

The Darby collection is a lounge chair which offers a softer sit for longer lounging and has both a Low and High-back for added flexibility. Offering soft swooping lines and a slim recline, this chair provides great comfort with a subtle style of single tufted upholstery detail on the back. Looks great in today's progressive lobbies, lounges, common spaces and libraries.



LOW BACK 4-STAR



HIGH BACK SLED

ORDERING INFORMATION

To Order Please Specify:

- 1) Series Name
- 2) Model Number
- 3) Quantity
- 4) Fabric Grade & Number
- 5) Optional Items

SOFT SEATING	WEIGHT LIMIT
1 Seat	350 lbs.

STANDARD BASE FINISHES

4-Star base: Polished Chrome

Sled wire frame: Powder Coat Colors

DARBY GENERAL SPECIFICATIONS

Upholstery/Foam

2" thick high resiliency foam wrapped over a 5/8" compound multiply wood shell

Darby is fully upholstered and available with fabric, crypton, vinyl or approved COM.

Base Details

4-Star base: 360° swivel base, steel construction with fixed seat height and adjustable glides

Sled wire frame: 0.50" diameter, cold roll steel continuous solid rod with plastic glides

OPTIONS

- CODE: FR - CAL 133 (TB 133) Fire Retardant
- CODE: MB - Moisture Barrier

DIMENSIONS	4 Star Steel Swivel Base	Sled Wire Frame
Seat Height:	17"	17"
Seat Width:	24"	24"
Seat Depth:	17"	17"
Overall Height:	28"	28"
Overall Width:	26"	26"
Overall Depth:	28"	28"
Qty./Wt.:	1 ea./56 lbs.	1 ea./52 lbs.



MODEL / DESCRIPTION / LIST PRICING



8822 4 Star Steel Swivel Base

COM Yardage: 2.5 Yds.

COM	GR1	GR2	GR3	GR4	GR5	GR6	GR7	GR8	GR9	GR10	LEA
\$1170	\$1240	\$1315	\$1390	\$1465	\$1545	\$1625	\$1705	\$1785	\$1865	\$1935	\$2150



8825 Sled Wire Frame

COM Yardage: 2.5 Yds.

COM	GR1	GR2	GR3	GR4	GR5	GR6	GR7	GR8	GR9	GR10	LEA
\$1350	\$1420	\$1495	\$1570	\$1645	\$1725	\$1805	\$1885	\$1965	\$2045	\$2115	\$2330

OPTIONS

Add upcharge to list price and code to model number

FR	CAL 133 (TB 133) Fire Retardant per yard	\$95	/yd.
----	--	------	------

MB	Moisture Barrier - per seat	\$133	
----	-----------------------------	-------	--

DIMENSIONS	4 Star Steel Swivel Base	Sled Wire Frame
Seat Height:	17"	17"
Seat Width:	24"	24"
Seat Depth:	19"	19"
Overall Height:	34"	34"
Overall Width:	26"	26"
Overall Depth:	28"	28"
Qty./Wt.:	1 ea./58 lbs.	1 ea./54 lbs.



MODEL / DESCRIPTION / LIST PRICING



8823 4 Star Steel Swivel Base

COM Yardage: 3 Yds.

COM	GR1	GR2	GR3	GR4	GR5	GR6	GR7	GR8	GR9	GR10	LEA
\$1262	\$1332	\$1407	\$1482	\$1557	\$1637	\$1717	\$1797	\$1877	\$1957	\$2027	\$2242



8826 Sled Wire Frame

COM Yardage: 3 Yds.

COM	GR1	GR2	GR3	GR4	GR5	GR6	GR7	GR8	GR9	GR10	LEA
\$1432	\$1502	\$1577	\$1652	\$1727	\$1807	\$1887	\$1967	\$2047	\$2127	\$2197	\$2412

OPTIONS

Add upcharge to list price and code to model number

FR	CAL 133 (TB 133) Fire Retardant per yard	\$95	/yd.	MB	Moisture Barrier - per seat	\$133	
----	--	------	------	----	-----------------------------	-------	--

DEKKO COLLECTION

Dekko chairs and stools feature a one piece Beech wood shell available with many stain colors and many design options on several frame styles. Optional back designs and Engraving allow for a customized look for your space.



4-LEG CHAIR



4-LEG DEMI BACK STOOL



4-LEG TALL BACK STOOL

ORDERING INFORMATION

To Order Please Specify:

- 1) Series Name
- 2) Model Number
- 3) Quantity
- 4) Wood Stain Finish Color
- 5) Epoxy Frame Color
- 6) Fabric Grade & Number
- 7) Back Cutout Design Option
- 8) Optional Items
- 9) Back Cutouts
- 10) Engraving
- 11) **LPS** (Laminate Plywood Seating)

COLORS / FINISHES

Wood Stain Finish Colors:

Standard wood stain colors.

Frame Finish Colors:

Standard powder coat colors.

Optional polished chrome available with upcharge.

DEKKO CHAIR GENERAL SPECIFICATIONS

Shell

- Compound angle .50" thick multi-ply Beech wood shell.
- Shell is available with vertical running wood grain.
- Stool shell is available in full or demi back with vertical running grain.

Upholstery

- Shell or upholstered inserts can be finished in choice of fabric, vinyl, crypton, leather or approved COM.

Frames

- Sled base frames are .75" diameter, 14 gauge continuous steel tubing.
- 4-Leg frames are .75" diameter, 14 gauge steel tubing with hand brazed welds, available in café and bar stool heights.
- 4-Leg frames are available with optional casters.

Glides

- Factory installed self leveling steel glides.
- Sled frames come with clear polyvinyl glides.

Stacking

- Both chair and stools stack 4-6 high on the floor.

CHAIRS	WEIGHT LIMIT
Metal Legs	350 lbs.



SLED BASE WITH LPS

DEKKO OPTIONS

- CODE: FR - CAL 133 (TB 133) Fire Retardant
- CODE: MB - Moisture Barrier
- CODE: UBI - Upholstered Back Insert
- CODE: 2FO/C - Two Fabric Option (front - back)
- CODE: O2FO/C - Two Fabric Option (offset)
- CODE: PC - Polished Chrome frame finish
- CODE: PC-S - Polished Chrome finish - Sled Base
- CODE: CH - Counter Height (24" seat height)
- CODE: SH - Specialty Height (any custom height)
- CODE: CAS2 - 2" Black Casters for Models 744
- CODE: HG - Hand Grip Cutout
SQ - Square Hole Back Cutout
RD - Round Hole Back Cutout
RECT - Rectilinear Hole Back Cutout
- CODE: ENG - Laser Engraving
- CODE: TT - Two Tone Stains
- CODE: LPS - Laminate Plywood Seating
**Laminate seats (LPS) requires minimum 15 chair order

HIGH PRESSURE LAMINATES
LPS
available on Dekko



SOLID BACK (STANDARD)



ROUND HOLE



SQUARE HOLE



RECTILINEAR HOLE



HAND GRIP CUTOUT



OFFSET TWO FABRICS - FRONT AND BACK



LASER ENGRAVING



TWO TONE STAIN
BACK ONE COLOR
FRONT ONE COLOR

DIMENSIONS	4 Leg Chair	Sled Base
Seat Width:	17.5"	17.5"
Seat Depth:	15.5"	15.5"
Seat Height:	17.5"	17.5"
Back Height:	33.5"	33.5"
Overall Width:	20.5"	20.5"
Overall Depth:	22"	22"
Qty./Wt. per carton:	3 ea./50 lbs.	3 ea./50 lbs.



FULLY UPHOLSTERED



SLED BASE WITH SEAT INSERT

MODEL / DESCRIPTION / LIST PRICING



744 4-Leg Chair - Single Piece Beech wood Shell



Chair
\$499

744/SI 4-Leg Chair - Single Piece Beech wood Shell, Upholstered Seat Insert

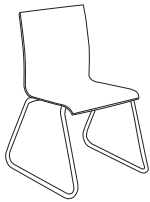
COM Yardage: 0.75 Yds

COM	GR1	GR2	GR3	GR4	GR5	GR6	GR7	GR8	GR9	GR10	LEA
\$632	\$677	\$704	\$732	\$760	\$792	\$823	\$857	\$890	\$927	\$964	\$1139

744/U 4-Leg Chair - Fully Upholstered Shell

COM Yardage: 1.5 Yds

COM	GR1	GR2	GR3	GR4	GR5	GR6	GR7	GR8	GR9	GR10	LEA
\$651	\$696	\$726	\$754	\$784	\$815	\$848	\$881	\$917	\$953	\$991	\$1171



740 Sled Base Chair - Single Piece Beech wood Shell

Chair
\$540

740/SI Sled Base Chair - Single Piece Beech wood Shell, Upholstered Seat Insert

COM Yardage: 0.75 Yds

COM	GR1	GR2	GR3	GR4	GR5	GR6	GR7	GR8	GR9	GR10	LEA
\$676	\$723	\$752	\$782	\$813	\$846	\$879	\$914	\$950	\$988	\$1029	\$1215

740/U Sled Base Chair - Fully Upholstered Shell

COM Yardage: 1.5 Yds

COM	GR1	GR2	GR3	GR4	GR5	GR6	GR7	GR8	GR9	GR10	LEA
\$693	\$740	\$770	\$802	\$832	\$866	\$902	\$936	\$974	\$1013	\$1054	\$1246

OPTIONS

Add upcharge to list price and code to model number

FR	CAL 133 (TB 133) Fire Retardant - per yd.	\$95/yd.
MB	Moisture Barrier - Per Seat	\$72
UBI	Upholstered Back Insert - per back	\$101
2FO/C	Two Fabric Option (frnt - bk)	\$52
O2FO/C	Two Fabric Option (offset)	\$52
PC-S	Polished Chrome finish - Sled Base	\$127
PC	Polished Chrome finish - 4-leg Chair	\$40
CAS2	2" Black Casters - for Models 744	\$23 ea.

HG	Hand Grip Cutout	\$80
SQ	Square Hole Back Cutouts	\$80
RD	Round Hole Back Cutouts	\$80
RECT	Rectilinear Hole Back Cutouts	\$80
ENG	Laser Engraving Back Design*	\$90
TT	Two Tone Stains	\$80
LPS	Laminate Plywood Seating**	Call

*One time setup fee of \$260. Minimum 12 chairs (of same design and series)

**Laminate seats (LPS) requires minimum 15 chair order

DIMENSIONS	Demi Back Bar Stool	Tall Back Bar Stool
Seat Width:	17.5"	17.5"
Seat Depth:	15.5"	15.5"
Seat Height:	30"	30"
Back Height:	34.5"	44"
Overall Width:	22"	22"
Overall Depth:	24"	24"
Qty./Wt. per carton:	3 ea./62 lbs.	2 ea./46 lbs.



4-LEG DEMI BACK STOOL

MODEL / DESCRIPTION / LIST PRICING



752 Tall Back Bar Stool

Chair
\$642



752/SI Tall Back Stool - Upholstered Seat Insert

COM Yardage: 0.75 Yds

COM	GR1	GR2	GR3	GR4	GR5	GR6	GR7	GR8	GR9	GR10	LEA
\$728	\$778	\$809	\$841	\$875	\$910	\$946	\$985	\$1023	\$1065	\$1108	\$1309

752/U Tall Back Stool - Fully Upholstered Shell

COM Yardage: 1.5 Yds

COM	GR1	GR2	GR3	GR4	GR5	GR6	GR7	GR8	GR9	GR10	LEA
\$790	\$846	\$880	\$915	\$952	\$990	\$1030	\$1070	\$1113	\$1158	\$1204	\$1423



743 Demi Back Stool

Chair
\$673

743/SI Demi Back Stool - Upholstered Seat Insert

COM Yardage: 0.75 Yds

COM	GR1	GR2	GR3	GR4	GR5	GR6	GR7	GR8	GR9	GR10	LEA
\$766	\$821	\$853	\$887	\$922	\$959	\$997	\$1038	\$1080	\$1122	\$1168	\$1380

OPTIONS

Add upcharge to list price and code to model number

FR	CAL 133 (TB 133) Fire Retardant - per yd.	\$95/yd.
MB	Moisture Barrier - Per Seat	\$72
UBI	Upholstered Back Insert - per seat	\$101
2FO/C	Two Fabric Option (frnt - bk)	\$52
O2FO/C	Two Fabric Option (offset)	\$52
PC	Polished Chrome finish - Bar Stool	\$61
CH	Counter Height (24" seat height)	\$30
SH	Specialty Height (any custom height)	\$30

HG	Hand Grip Cutout	\$80
SQ	Square Hole Back Cutouts	\$80
RD	Round Hole Back Cutouts	\$80
RECT	Rectilinear Hole Back Cutouts	\$80
ENG	Laser Engraving Back Design*	\$90
TT	Two Tone Stains	\$80
LPS	Laminate Plywood Seating**	Call

*One time setup fee of \$260. Minimum 12 chairs (of same design and series)

**Laminate seats (LPS) requires minimum 15 chair order

DEL STOOLS

Del Stools feature an upholstered seat over 4" high resiliency foam in two heights with a fully welded square metal tube frame.



BAR STOOL

ORDERING INFORMATION

To Order Please Specify:

- 1) Series Name
- 2) Model Number
- 3) Quantity
- 4) Frame Color
- 5) Fabric Grade & Number
- 6) Optional Items

DEL GENERAL SPECIFICATIONS

Upholstery

- Seat is fully upholstered over 4" high resiliency foam.
- Seat can be upholstered with choice of fabric, vinyl, crypton, leather or approved COM.

Frame

- Fully welded 1"x1" 14 gauge square steel tubing.

Glides

- Factory installed polyvinyl glides.

Scuff Guard

- Standard factory installed stainless steel scuff guard.

COLORS / FINISHES

Frame Finish Colors:

- Standard in polished chrome.
- Powder coat colors optional.

OPTIONS

- CODE: FR - CAL 133 (TB 133) Fire Retardant
- CODE: MB - Moisture Barrier
- CODE: SF - Powder Coat Frame Color

CHAIRS	WEIGHT LIMIT
Metal Legs	350 lbs.

STANDARD STAINLESS STEEL SCUFF GUARD DETAIL



METAL FRAME

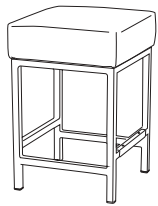
DIMENSIONS	Counter Stool	Bar Stool
Seat Height:	24"	30"
Overall Width:	15"	15"
Overall Depth:	15"	15"
Qty./Wt. per carton:	1 ea./33 lbs.	1 ea./35 lbs.



COUNTER STOOL

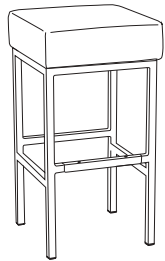
MODEL / DESCRIPTION / LIST PRICING

COM Yardage: 1.25 Yd



5110 Counter Stool - Metal Frame

COM	GR1	GR2	GR3	GR4	GR5	GR6	GR7	GR8	GR9	GR10	LEA
\$818	\$874	\$909	\$946	\$984	\$1023	\$1063	\$1106	\$1151	\$1197	\$1244	\$1471



5112 Bar Stool - Metal Frame

COM Yardage: 1.25 Yd

COM	GR1	GR2	GR3	GR4	GR5	GR6	GR7	GR8	GR9	GR10	LEA
\$854	\$915	\$951	\$989	\$1028	\$1070	\$1112	\$1158	\$1203	\$1251	\$1301	\$1538

OPTIONS

Add upcharge to list price and code to model number

FR	CAL 133 (TB 133) Fire Retardant per yard	\$95	/yd.
MB	Moisture Barrier - Per Seat	\$72	

SF	Powder Coat Frame Color - Stool	\$61	
----	---------------------------------	------	--

HURRY!
QUANTITIES
LIMITED!

DELFI SERIES

The Delfi Series chair features exceptional comfort. Contoured plastic shell is designed for long hours of sitting pleasure. Delfi multipurpose stacking chairs are available in 4 stacking frame styles.



4-LEG

DRASTICALLY
REDUCED



4-LEG W/ARMS AND INSERTS

ORDERING INFORMATION

To Order Please Specify:

- 1) Series Name
- 2) Model Number
- 3) Quantity
- 4) Poly Shell Color
- 5) Frame Color
- 6) Fabric Grade & Number
- 7) Optional Items

DELFI GENERAL SPECIFICATIONS

Shell

- 100% Polypropylene two piece shell available in several shell colors.

Upholstery

- Upholstered insert on seat and back can be upholstered with choice of fabric, vinyl, crypton, leather or approved COM.

Frame

- Four leg café chair and bar stool frames are .875" diameter, 12 gauge steel tubing.
- Four Leg with Elliptical Arms model 085 is 12 gauge steel tubing with 1.25" elliptical steel on arm section and .875" diameter on back legs.

Glides

- Sled base and arm chair includes clear, non-marking polyvinyl glides.
- Self leveling steel glides are installed on the 4-Leg chairs and stools.

Stacking

- Four leg chairs and stools stack 4 high on the floor.
- Four leg chairs stack 6-8 high on dolly.

COLORS / FINISHES

Frame Finish Colors:

- Standard powder coat finishes.
- Optional polished chrome available.
 - Chrome not available on Bar and Counter Height Stools.

Polypropylene Shell Colors:

- Burgundy
- White
- Big Sky
- Navy Blue
- Persimmon
- Gray
- Plum

OPTIONS

- CODE: FR - CAL 133 (TB 133) Fire Retardant.
- CODE: MB - Moisture Barrier.
- CODE: PC - Polished chrome frame (chairs only).
- CODE: CH - Counter Height (24" seat height)
- CODE: SH - Specialty Height (any custom height)
- CODE: 2FO/C - Two Fabric Option (Seat and Back Inserts)

CHAIRS	WEIGHT LIMIT
Metal Legs	350 lbs.



#196 Stacking Chair Dolly


This dolly will accommodate Delfi Stacking Models. Square laminate base insert protects chairs. Approx. 25" x 25".

DIMENSIONS	4-Leg Stacking
Seat Width:	18.5"
Seat Depth:	17.5"
Seat Height:	18"
Back Height:	32"
Overall Width:	21"
Overall Depth:	18"
Qty./Wt. per carton:	4 ea./50 lbs.



4-LEG STACKING CHAIR
UPHOLSTERED SEAT AND BACK INSERTS

MODEL / DESCRIPTION / LIST PRICING



083 4-Leg Stacking Chair




Chair
\$174



083/SI 4-Leg Stacking Chair with Upholstered Seat Insert

COM Yardage: 0.75 Yard

COM	GR1	GR2	GR3	GR4	GR5	GR6	GR7	GR8	GR9	GR10	LEA
\$364	\$390	\$405	\$421	\$438	\$456	\$474	\$493	\$513	\$533	\$554	\$655



083/S 4-Leg Stacking Chair with Upholstered Seat and Back Inserts

COM Yardage (Two Color): Seat: 0.75 Yard / Back: 0.5 Yard

COM Yardage (One Color): 0.75 Yard

COM	GR1	GR2	GR3	GR4	GR5	GR6	GR7	GR8	GR9	GR10	LEA
\$446	\$477	\$496	\$516	\$536	\$558	\$580	\$604	\$627	\$653	\$679	\$802

PLASTIC SHELL COLORS



OPTIONS

Add upcharge to list price and code to model number

FR	CAL 133 (TB 133) Fire Retardant - per yd.	\$95	/yd.
MB	Moisture Barrier - Per Seat	\$72	

PC	Polished Chrome frame - 4-Leg Chair	No Charge
2FO/C	Two Fabric Option	\$52

DIMENSIONS	4-Leg with Arms
Seat Width:	18.5"
Seat Depth:	17.5"
Seat Height:	18"
Arm Height:	26"
Back Height:	32"
Overall Width:	23"
Overall Depth:	18"
Qty./Wt. per carton:	4 ea./68 lbs.



4-LEG STACKING CHAIR WITH ARMS
UPHOLSTERED SEAT AND BACK INSERTS

MODEL / DESCRIPTION / LIST PRICING



085 4-Leg Stacking Chair with Arms

Chair
\$211



085/SI 4-Leg Stacking Chair with Arms - Upholstered Seat Insert

COM Yardage: 0.75 Yard

COM	GR1	GR2	GR3	GR4	GR5	GR6	GR7	GR8	GR9	GR10	LEA
\$559	\$598	\$622	\$646	\$673	\$700	\$728	\$757	\$787	\$819	\$851	\$1006



085/S 4-Leg Stacking Chair with Arms - Upholstered Seat and Back Inserts

COM Yardage (Two Color): Seat: 0.75 Yard / Back: 0.5 Yard

COM Yardage (One Color): 0.75 Yard

COM	GR1	GR2	GR3	GR4	GR5	GR6	GR7	GR8	GR9	GR10	LEA
\$661	\$707	\$736	\$765	\$795	\$828	\$860	\$895	\$931	\$968	\$1007	\$1189

PLASTIC SHELL COLORS



OPTIONS

Add upcharge to list price and code to model number

FR	CAL 133 (TB 133) Fire Retardant - per yd.	\$95	/yd.
MB	Moisture Barrier - Per Seat	\$72	

PC	Polished Chrome frame - 4-Leg Chair w/ arms	\$72	
2FO/C	Two Fabric Option	\$52	

DIMENSIONS	Bar Stool
Seat Width:	18.5"
Seat Depth:	17.5"
Seat Height:	30"
Back Height:	42"
Overall Width:	21.25"
Overall Depth:	24"
Qty./Wt. per carton:	3 ea./64 lbs.



STACKING BAR STOOL


MODEL / DESCRIPTION / LIST PRICING



083H Stacking Bar Stool




Chair
\$313



083H/SI Stacking Bar Stool - Upholstered Seat Insert

COM Yardage: 0.75 Yard

COM	GR1	GR2	GR3	GR4	GR5	GR6	GR7	GR8	GR9	GR10	LEA
\$610	\$653	\$679	\$707	\$735	\$764	\$794	\$827	\$859	\$894	\$930	\$1099



083H/S Stacking Bar Stool - Upholstered Seat and Back Inserts

COM Yardage (Two Color): Seat: 0.75 Yard / Back: 0.5 Yard

COM Yardage (One Color): 0.75 Yard

COM	GR1	GR2	GR3	GR4	GR5	GR6	GR7	GR8	GR9	GR10	LEA
\$692	\$740	\$771	\$801	\$833	\$867	\$902	\$937	\$974	\$1014	\$1054	\$1245

PLASTIC SHELL COLORS



OPTIONS

Add upcharge to list price and code to model number

FR	CAL 133 (TB 133) Fire Retardant - per yd.	\$95	/yd.
MB	Moisture Barrier - Per Seat	\$72	
2FO/C	Two Fabric Option	\$52	

CH	Counter Height (24" seat height)	\$30	
SH	Specialty Height (any custom height)	\$30	

DION OCCASIONAL TABLE

Jackson / Dion Occasional Table features a 1.25" thick table top

- rectangular steel tubed crossed table frame
- standard powder coat finish.

ORDERING INFORMATION

- | | |
|-----------------|---------------------------|
| 1) Series Name | 4) Laminate Name & Number |
| 2) Model Number | 5) Edge Selection |
| 3) Quantity | 6) Optional Items |

DION SPECIFICATIONS

Table Frame

Table frame is made of formed and welded 14 gauge steel 0.75" x 1.5" rectangular steel tubing with welded metal brackets for attaching tops. Frames are sandblasted and finished in your choice of standard powder coat colors. Product shipped completely assembled and ready for use.

Table Tops/Solid Surface

Laminate tops are 1.25" thick, finished with high pressure laminate. **Solid Surface and Corian table tops will be quoted upon request.**

Laminate

ERG offers over 1000 standard laminate choices from Nevamar, Wilsonart, Formica and Pionite.

Glides

Four factory installed polyvinyl glides.



SQUARE END TABLE





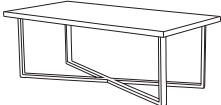
ROUND END TABLE



RECTANGULAR COFFEE TABLE

MODEL / DESCRIPTION / LIST PRICING

DION OCCASIONAL TABLES

	Model Number	Model Description	Table Top Size	Table Height	Table Top Shape	Shipping Weight	LAMINATE TOP EDGE 2B OR 3A OR SELF EDGE	WOOD VENEER TOP EDGE 8G
	DION20D	Occasional	20" dia.	17"	round	29 lbs.	\$1111	\$1179
	DION24D	Occasional	24" dia.	17"	round	36 lbs.	\$1211	\$1283
	DION28D	Occasional	28" dia.	17"	round	43 lbs.	\$1461	\$1548
	DION36D	Occasional	36" dia.	17"	round	50 lbs.	\$1635	\$1731
	DION20DT	Occasional	20" dia.	22"	round	29 lbs.	\$1320	\$1399
	DION24DT	Occasional	24" dia.	22"	round	36 lbs.	\$1419	\$1504
	DION20S	Occasional	20" x 20"	17"	square	29 lbs.	\$1195	\$1267
	DION24S	Occasional	24" x 24"	17"	square	36 lbs.	\$1225	\$1299
	DION28S	Occasional	28" x 28"	17"	square	43 lbs.	\$1398	\$1483
	DION36S	Occasional	36" x 36"	17"	square	46 lbs.	\$1612	\$1706
	DION20ST	Occasional	20" x 20"	22"	square	29 lbs.	\$1273	\$1349
	DION24ST	Occasional	24" x 24"	22"	square	36 lbs.	\$1327	\$1408
	DION2448	Occasional	24" x 48"	17"	rectangular	79 lbs.	\$1971	\$2088
	DION2460	Occasional	24" x 60"	17"	rectangular	88 lbs.	\$2091	\$2216

DIXON OCCASIONAL TABLE

Dixon Occasional Table features a polished chrome column and base in three shapes. Dixon is also available in two heights: occasional and laptop.



ALMOST SQUARE BASES
RECTANGLE KRystalCAST® TOP



ROUND BASE
LAMINATE KNIFE EDGE TOP



ALMOST SQUARE BASE
KNIFE EDGE TOP

ORDER INFORMATION

- | | |
|-----------------|-------------------------------|
| 1) Series Name | 6) Laminate Selection and No. |
| 2) Model Number | 7) Edge Style Code and Color |
| 3) Size | 8) Wood Species |
| 4) Quantity | 9) Wood Stain Color |
| 5) Base Shape | 10) Optional Items |

DIXON OCCASIONAL TABLE BASE SPECIFICATIONS

Dixon Base

- Table Height** Available table height is 18" or 26".
- Column** 2" diameter polished chrome.
- Assembly** Base mounts to tabletop with ¼-20 x 1" machine screws into metal inserts in top.
NO WOOD SCREWS ARE USED.
- Base** Polished Chrome in three different shapes (specify base shape when ordering):
RDB - 15" diameter round
SQB - 16" x 16" square
ASB - 15" x 15" almost square.

TABLE TOP SPECIFICATIONS

Table Tops

Table top core is CARB Phase I & Phase II Compliant. Laminate, wood veneer and phenolic backing are glued with water based adhesives. Also available in solid surface and acrylic.

Shapes available in round, elliptical, square, rectangle, almost square and almost rectangle.

FINISHES

Table Base

Polished chrome finish is standard.
Optional standard powder coat colors are available.

Laminate/Veneer Selections

ERG offers over 1000 standard laminate choices from Nevamar, Wilsonart, Formica and Pionite. Wood veneer is available in transparent stain colors - custom stain matching available.

OPTIONS

- CODE: SF - Powder Coat finish in choice of standard powder coat colors.

DIXON OCCASIONAL TABLE BASE SHAPE CHOICES - SPECIFY WHEN ORDERING



15" ALMOST SQUARE - **ASB**



16" SQUARE - **SQB**



15" ROUND - **RDB**

Specify base shape when ordering:

RDB - 15" diameter round

SQB - 16" x 16" square







ASB - 15" x 15" almost square.



ROUND BASE
KNIFE EDGE TOP



SQUARE BASE
KRYSTALCAST® TOP

	Model Number	Table Top Size	Table Height	Shpg. Weight	LAMINATE TOP EDGE 2B OR 3A	LAMINATE TOP KNIFE EDGE 6-J	VENEER TOP EDGE 8G
ROUND TOP							
	DXOR16	16" dia.	18"	35 lbs.	\$813	\$1042	\$1353
	DXOR18	18" dia.	18"	40 lbs.	\$824	\$1053	\$1369
	DXOR24	24" dia.	18"	45 lbs.	\$927	\$1133	\$1473
ELLIPTICAL TOP							
	DXOE1620	16" x 20"	18"	45 lbs.	\$950	\$1202	\$1562
	DXOE1624	16" x 24"	18"	50 lbs.	\$1088	\$1362	\$1770
SQUARE TOP							
	DXOR16S	16" x 16"	18"	35 lbs.	\$830	\$1047	\$1362
	DXOR18S	18" x 18"	18"	40 lbs.	\$841	\$1058	\$1377
	DXOR24S	24" x 24"	18"	45 lbs.	\$984	\$1322	\$1719
ALMOST SQUARE TOP							
	DXOR16AS	16" x 16"	18"	35 lbs.	\$954	\$1204	\$1566
	DXOR18AS	18" x 18"	18"	40 lbs.	\$967	\$1218	\$1582
	DXOR24AS	24" x 24"	18"	45 lbs.	\$1132	\$1520	\$1975
RECTANGLE TOP							
	DXOR1620RT	16" x 20"	18"	70 lbs.	\$1072	\$1323	\$1720
	DXOR1624RT	16" x 24"	18"	80 lbs.	\$1086	\$1336	\$1737
ALMOST RECTANGLE TOP							
	DXOR1620AR	16" x 20"	18"	70 lbs.	\$1234	\$1521	\$1978
	DXOR1624AR	16" x 24"	18"	80 lbs.	\$1248	\$1536	\$1997

Call for pricing on other edge profiles and KrystalCast® or solid surface tops.

OPTIONS

Add upcharge to list price and code to model number

SF	Powder Coat Color (per base)	\$64
----	------------------------------	------

Specify base shape when ordering:
RDB - 15" diameter round
SQB - 16" x 16" square
ASB - 15" x 15" almost square.



DOUBLE ALMOST SQUARE BASES WITH ALMOST RECTANGLE TOP

Model Number	Table Top Size	Table Height	Shpg. Weight	LAMINATE TOP EDGE 2B OR 3A	LAMINATE TOP KNIFE EDGE 6-J	VENEER TOP EDGE 8G
--------------	----------------	--------------	--------------	-------------------------------	--------------------------------	-----------------------

RECTANGLE TOP (DOUBLE BASES)



DXOR2448RT	24" x 48"	18"	70 lbs.	\$1934	\$2380	\$3094
DXOR2460RT	24" x 60"	18"	80 lbs.	\$2049	\$2506	\$3258

ALMOST RECTANGLE TOP (DOUBLE BASES)



DXOR2448AR	24" x 48"	18"	70 lbs.	\$2225	\$2737	\$3560
DXOR2460AR	24" x 60"	18"	80 lbs.	\$2356	\$2883	\$3749



DOUBLE SQUARE BASES WITH RECTANGLE TOP

Call for pricing on other edge profiles and KrystalCast® or solid surface tops.

OPTIONS

Add upcharge to list price and code to model number

SF	Powder Coat Color (per base)	\$64
----	------------------------------	------







Specify base shape when ordering:
RDB - 15" diameter round
SQB - 16" x 16" square
ASB - 15" x 15" almost square.



ROUND BASE
KNIFE EDGE TOP



ALMOST SQUARE BASE SOLID
SURFACE TOP / KNIFE EDGE

Model Number	Table Top Size	Table Height	Shpg. Weight	LAMINATE TOP EDGE 2B OR 3A	LAMINATE TOP KNIFE EDGE 6-J	VENEER TOP EDGE 8G
ROUND TOP						
 DXLR16	16" dia.	26"	35 lbs.	\$755	\$973	\$1264
DXLR18	18" dia.	26"	40 lbs.	\$767	\$984	\$1280
DXLR24	24" dia.	26"	45 lbs.	\$859	\$1076	\$1399
ELLIPTICAL TOP						
 DXLE1620	16" x 20"	26"	45 lbs.	\$881	\$1133	\$1473
DXLE1624	16" x 24"	26"	50 lbs.	\$1019	\$1305	\$1696
SQUARE TOP						
 DXLR16S	16"X16"	26"	35 lbs.	\$830	\$1047	\$1362
DXLR18S	18"X18"	26"	40 lbs.	\$841	\$1058	\$1377
DXLR24S	24"X24"	26"	45 lbs.	\$984	\$1322	\$1719
ALMOST SQUARE TOP						
 DXLR16AS	16"X16"	26"	35 lbs.	\$1276	\$1705	\$2217
DXLR18AS	18"X18"	26"	40 lbs.	\$1556	\$2072	\$2693
DXLR24AS	24"X24"	26"	45 lbs.	\$1682	\$2198	\$2857
RECTANGLE TOP						
 DXLR1620	16" x 20"	26"	45 lbs.	\$995	\$1247	\$1622
DXLR1624	16" x 24"	26"	50 lbs.	\$1133	\$1420	\$1845
ALMOST RECTANGLE TOP						
 DXLR1620AR	16" x 20"	26"	45 lbs.	\$1053	\$1305	\$1696
DXLR1624AR	16" x 24"	26"	50 lbs.	\$1191	\$1476	\$1919

Call for pricing on other edge profiles and KrystalCast® or solid surface tops.

OPTIONS

Add upcharge to list price and code to model number

SF	Powder Coat Color (per base)	\$64
----	------------------------------	------

STACKING CHAIR DOLLY / LIST PRICING*



#196 DOLLY SHOWN WITH
WEBBY 4-LEG STACKING CHAIRS



#196 DOLLY SHOWN WITH
REWIND 4-LEG STACKING CHAIRS

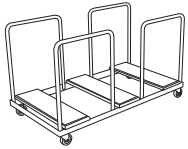


This dolly will accommodate all stacking chairs up to 22.5" deep.
Square laminate base insert protects chairs. Approx. 25" x 25".

#196 - DOLLY FOR 4-LEG AND SLED BASE CHAIRS
\$558

MODEL / DESCRIPTION / LIST PRICING

VERTICAL STORAGE DOLLY | FOR RECTANGULAR TABLES

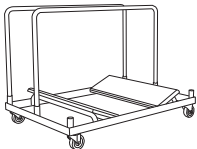


Model Number	Stacking Capacity	Dolly Dimensions	Shipping Weight	LIST PRICE
D-OL-MP	6	34"W x 72"L x 40"H	40 lbs.	\$1935

VERTICAL STORAGE DOLLY. Ideal for rectangular tables with overlapping legs or removable modesty panels. All dollies are manufactured by ERG based on the table size. Dollies are constructed of 2"x 2"x 3/16" heavy gauge steel and 1.25" round steel tubing. Special removable posts are designed so that tables WILL NOT fall off dolly. The posts can be removed when tables are ready to be loaded or unloaded from the dolly. Upholstered boards are finished in black vinyl and are attached to the metal frame to protect the tables during storage. Dolly includes a removable handle for storage. Two each, 5" swivel and two each, 5" non-swivel casters are welded to frame for maximum strength and guidability. Dollies are finished in black textured powder coat paint. Designed for tables & modesty panels to store vertically.



VERTICAL STORAGE DOLLY | FOR ROUND TABLES



Model Number	Stacking Capacity	Dolly Dimensions	Shipping Weight	LIST PRICE
D60	6	34"W x 72"L x 40"H	40 lbs.	\$1891

VERTICAL STORAGE DOLLY. Ideal for "round tables". All dollies are manufactured by ERG based on the table size. Dollies are constructed of 2"x 2"x 3/16" heavy gauge steel and 1.25" round steel tubing. Special removable posts are designed so that tables WILL NOT fall off dolly. The posts can be removed when tables are ready to be loaded or unloaded from the dolly. Upholstered boards are finished in black vinyl and are attached to the metal frame to protect the tables during storage. Dolly includes a removable handle for storage. Two each, 5" swivel and two each, 5" non-swivel casters are welded to frame for maximum strength and guidability. Dollies are finished in black textured powder coat paint. Designed for round tables to store vertically.





DOME ROUND CAFÉ



DOME SQUARE CAFÉ



DOME BAR HEIGHT

ORDER INFORMATION

- | | |
|----------------------------|-------------------------------|
| 1) Series Name | 6) Laminate Selection and No. |
| 2) Model Number | 7) Edge Style Code and Color |
| 3) Size | 8) Wood Species |
| 4) Quantity | 9) Wood Stain Color |
| 5) Powder Coat Frame Color | 10) Optional Items |

DOME CAFÉ BASE SPECIFICATIONS

Dome Base

- Table Height** Table height is 29" to 30" depending on table top specified. Bar Height table is 42".
- Column** 3" round 14 gauge steel tubing.
- Base** Base is made of 17", 22" or 28" diameter base spread steel formed metal cover and cast iron substrate, depending on size of tabletop. Steel cover offers a smooth, clean powdercoat finish in any standard color.
- Plate** 10" x 10" square • 12" X 12" square
14" X 14" square
- Glides** Adjustable zinc rubber cushion glides
- Assembly** A ¼" thick stamped plate is ½-13 threaded and welded to the interior bottom portion of the 3" column. Dome disc base is field assembled to column with a ½-13 x 4" bolt from bottom of base into the welded plate in column for maximum strength, no tie-rod assembly. Base mounts to tabletop with ¼-20 x 1" machine screws into metal inserts in top.
NO WOOD SCREWS ARE USED.
- Finish** Choice of standard powder coat colors – See "Color Selections" brochure.

Table Top

Table top core is CARB Compliant 1.25" particle board. Laminate, wood veneer and phenolic backing are glued with water based adhesives.

Edge Selections

ERG offers a wide variety of table top edge materials including PVC, wood, aluminum and resin/urethane.

FINISHES

Table Bases and Legs

Finished in your choice of standard powder coat colors. Finishes listed at beginning of price list. For colors refer to "Color Selections" brochure. For actual color samples, please call Customer Service.

Laminate/Veneer Selections

ERG offers over 1000 standard laminate choices from Nevamar, Wilsonart, Formica and Pionite. Wood veneer is available in transparent stain colors - custom stain matching available.

OPTIONS

- CODE: STH - Special Table Height (any table height other than 29"
- CODE: RC - Polished Chrome Footring.
- CODE: RP - Painted Footring.
- CODE: ULW - Ultra Lightweight Top
- CODE: RAD - 3" Radius Corners for 3MM Edge



OPTIONAL FOOTRING

MODEL / DESCRIPTION / LIST PRICING

DOME | CAFÉ | ROUND



Model Number	Table Top Size	Shpg. Wght.	Base Spread	LAMINATE TOP ASSORTED EDGES							VENEER TOP	
				GRP 1	GRP 2	GRP 3	GRP 4	GRP 5	GRP 6	GRP 7	GRP 8	GRP 9
DM24D	24" Dia.	38	17"	\$537	\$547	\$625	\$695	\$831	\$943	\$1082	\$1440	\$1605
DM30D	30" Dia.	55	22"	\$642	\$656	\$761	\$851	\$1032	\$1182	\$1361	\$1760	\$1924
DM36D	36" Dia.	65	22"	\$753	\$771	\$898	\$1008	\$1226	\$1408	\$1627	\$2079	\$2259
DM42D	42" Dia.	100	22"	\$974	\$999	\$1166	\$1308	\$1590	\$1828	\$2113	\$2698	\$2930
DM48D	48" Dia.	125	28"	\$1074	\$1104	\$1306	\$1477	\$1823	\$2106	\$2451	\$3032	\$3232

DOME | CAFÉ | SQUARE



Model Number	Table Top Size	Shpg. Wght.	Base Spread	LAMINATE TOP ASSORTED EDGES							VENEER TOP	
				GRP 1	GRP 2	GRP 3	GRP 4	GRP 5	GRP 6	GRP 7	GRP 8	GRP 9
DM24S	24" Dia.	48	22"	\$534	\$544	\$626	\$698	\$838	\$957	\$1096	\$1445	\$1598
DM2430S	24x30 Sq.	53	22"	\$572	\$587	\$682	\$765	\$931	\$1067	\$1232	\$1579	\$1717
DM30S	30" Sq.	69	22"	\$631	\$645	\$749	\$841	\$1021	\$1171	\$1352	\$1736	\$1891
DM36S	36" Sq.	82	22"	\$764	\$783	\$914	\$1025	\$1250	\$1438	\$1662	\$2115	\$2293
DM42S	42" Sq.	125	28"	\$988	\$1010	\$1178	\$1319	\$1603	\$1839	\$2124	\$2721	\$2963

DOME | CAFÉ | RECTANGLE



Model Number	Table Top Size	Shpg. Wght.	Base Spread	LAMINATE TOP ASSORTED EDGES							VENEER TOP	
				GRP 1	GRP 2	GRP 3	GRP 4	GRP 5	GRP 6	GRP 7	GRP 8	GRP 9
DM2448	24x48 Sq.	86	2-17"	\$957	\$974	\$1108	\$1221	\$1449	\$1638	\$1864	\$2543	\$2866
DM2460	24x60 Sq.	95	2-17"	\$997	\$1020	\$1167	\$1293	\$1544	\$1756	\$2006	\$2683	\$2994
DM3048	30x48 Sq.	95	2-17"	\$995	\$1016	\$1161	\$1286	\$1537	\$1746	\$1996	\$2673	\$2984
DM3060	30x60 Sq.	106	2-17"	\$1055	\$1078	\$1244	\$1386	\$1673	\$1910	\$2194	\$2869	\$3161

Note: When optional base finish is required, please multiply upcharge by 2 for tables supported with an extra base.

DOME | CAFÉ | BAR HEIGHT



Model Number	Table Top Size	Shpg. Wght.	Base Spread	LAMINATE TOP ASSORTED EDGES							VENEER TOP	
				GRP 1	GRP 2	GRP 3	GRP 4	GRP 5	GRP 6	GRP 7	GRP 8	GRP 9
DMH24D	24" Dia.	59	17"	\$771	\$783	\$861	\$931	\$1066	\$1180	\$1316	\$1959	\$2307
DMH30D	30" Dia.	77	22"	\$816	\$831	\$936	\$1025	\$1206	\$1357	\$1537	\$2144	\$2445
DMH36D	36" Dia.	111	28"	\$919	\$937	\$1065	\$1172	\$1390	\$1574	\$1792	\$2444	\$2754
DMH36S	36" Sq.	111	28"	\$931	\$947	\$1081	\$1192	\$1415	\$1604	\$1828	\$2479	\$2788

OPTIONS

Add upcharge to list price and code to model number

STH	Special Table Height - (other than 29" or 42")	\$159	per base
RP	Painted Foot-ring for Bar Height	\$117	
RC	Polished Chrome Foot-ring for Bar Height	\$148	

ULW	Ultra Lightweight Top	\$201	
RAD	3" Radius Corners for 3MM Edge	\$212	per table



DRAKE TABLE OF CONTENTS

Complete Line - At-A-Glance	2	Drake Training Table Special Shape Pricing	12
Drake Cafe Table Specifications	3	Drake Podium Pricing	13
Drake Cafe Table Finishes & Options	4	Drake Presentation Board Pricing	13
Drake Cafe Table Option Details	5	Drake Center Modesty Panel Pricing	14
Drake Cafe Table Pricing	6	Drake Conference Table Specifications	15
Drake Training Table Specifications	7	Drake Conference Table Finishes & Options	16
Drake Training Table Finishes & Options	8	Drake Conference Table Pricing	17
Drake Training Table Option Details	9	Drake 4-Column Table Specifications	18
New Urethane Edges	10	Drake 4-Column Table Pricing	19
Drake Training Table Pricing	11		

CAFE / TRAINING / CONFERENCE



CAFE TABLE WITH OPTIONAL POWER



TRAINING TABLE WITH OPTIONAL FLIP TOP AND CASTERS



INLINE NESTING WITH FLIP TOP AND CASTERS



Y-BASE CONFERENCE TABLE



TT-LEG CONFERENCE TABLE



4-COLUMN TABLE

PODIUM / PRESENTATION BOARD



ECONOMY MOBILE PODIUM



MOBILE PODIUM WITH MODESTY



MOBILE PRESENTATION WHITE BOARD

DRAKE CAFÉ TABLE

Drake offers a comprehensive line of cafe tables designed with the highest performance in mind. With a high-tech look and solid structural build, the Drake is a perfect fit for any dining space. The array of options and bases make Drake our most versatile, stylish and functional line yet!



DRAKE CAFÉ TABLE

ORDERING INFORMATION

- 1) Series Name
- 2) Model Number
- 3) Size
- 4) Quantity
- 5) Powder Coat Frame Color
- 6) Laminate Selection and No.
- 7) Edge Style Code and Color
- 9) Optional Items

DRAKE CAFÉ BASE SPECIFICATIONS

Drake X-Base

Table Height	Table height is 29" to 30" depending on table top specified. Bar Height table is 42".
Column	2.25" diameter 14 gauge steel tubing welded to top plate. Round Column Only.
Base	Diecast aluminum – 20", 26", 32" and 38" X-base spreads.
Plate	9.5" x 9.5" square 12" X 12" square
Glides	Adjustable poly glide with steel trim
Assembly	Top plate is welded to the vertical column and the vertical column is bolted to the horizontal base. No tie rod assembly. Base mounts to tabletop with ¼-20 x 1" machine screws into metal inserts in top.
Finish	Choice of standard powder coat colors – See "Colors & Finishes" brochure.

DRAKE CAFÉ BASE SPECIFICATIONS

Drake T-Leg or C-Leg

Table Height	Table height is 29" to 30" depending on table top specified.
Column	T-Leg: 2.25" dia. round steel tubing welded to top plate. C-Leg: 1.625" x 2.875" oval tubing welded to top plate
Base	Diecast aluminum – 20", 26" spreads
Plate	6" x 8" 12 gauge stamped steel 5" x 5" 12 gauge stamped steel (Flip-Top)
Glides	Adjustable poly glide with steel trim
Assembly	Top plate is welded to the vertical column and the vertical column is bolted to the horizontal feet. No tie rod assembly. Base mounts to tabletop with ¼-20 x 1" machine screws into metal inserts in top. Stretcher steel bars are used on tops 72" and longer.
Finish	Choice of standard powder coat colors – See "Colors & Finishes" brochure

TABLE TOP SPECIFICATIONS

Table Tops

Table top core is CARB Phase I & Phase II Compliant. Laminate, wood veneer and phenolic backing are glued with water based adhesives.

Flip-Top Mechanism

Durable all-steel construction with a spring-loaded release handle and a safety catch to maintain flipped-up position.



DRAKE CAFÉ TABLE
WITH DRAKE POWER
UNIT & COLUMN

FINISHES

Table Bases and Legs

Finished in your choice of standard powder coat colors.

Laminate/Veneer Selections

ERG offers over 1000 standard laminate choices from Nevamar, Wilsonart, Formica and Pionite. Wood veneer is available in transparent stain colors - custom stain matching available.

Edge Selections:

ERG offers a wide variety of table top edge materials including PVC, wood, aluminum and resin. Square tables using PVC **T-MOLD** edge will have a 2" radius on all corners.

OPTIONS

- CODE: FLIP-D - Flip-Top (Drake T-Legs)
- CODE: FLIP-X - Flip-Top per X-base
- CODE: FTCW - Flip-Top Crossbar with Wire Management (Drake)
- CODE: CASD - Locking Casters - Black (Drake)
- CODE: CAS-W - Locking Casters - White
- CODE: DCL - C-Leg instead of T-Leg
- CODE: DOV - Oval Column
- CODE: DPD - Pencil Drawer
- CODE: DPC - Column with Power Plate
- CODE: DPU-A (S or B) - Cove Mini 2-Power in Silver or Black
- CODE: DPU-B (S or B) - Cove Mini 1-Power / 2-USB in Silver or Black
- CODE: CIN - Inline Nesting Legs
- CODE: ASB - Anti-Sag Bar for Tables Under 72"
- CODE: STH - Special Table Height (any table height other than 29" or bar height)
- CODE: ULW - Ultra Lightweight Top
- CODE: RAD - 3" Radius Corners for 3MM Edge
- CODE: FTBH - Flip Top Support Bar For Rectangular Bar Height Tables.
(Maximum table top size 30x72)



X-BASE FLIP TOP MECHANISM



GLIDE DETAIL



X-BASE FLIP TOP WITH CASTERS



3" LOCKING CASTER - BLACK



3" LOCKING CASTER - WHITE



C-LEG



T-LEG (STANDARD)



1.625" X 2.875" OVAL COLUMN
(T-LEG OR C-LEG ONLY)



2.25" DIA. ROUND COLUMN
(STANDARD)



DRAKE X-BASE COLUMN WITH POWER PLATE



DPU-AS: COVE MINI ROUND SILVER
(2-POWER OUTLETS)



DPU-BS: COVE MINI ROUND SILVER
(1-POWER / 2-USB OUTLETS)

MODEL / DESCRIPTION / LIST PRICING

DRAKE | CAFÉ | ROUND

● ROUND	Model Number	Table Top Size	Shpg. Wght.	Base Spread	LAMINATE TOP ASSORTED EDGES							VENEER TOP	
					GRP 1	GRP 2	GRP 3	GRP 4	GRP 5	GRP 6	GRP 7	GRP 8	GRP 9
					DR30D	30" Dia.	43	26"- X	\$674	\$688	\$786	\$869	\$1038
DR36D	36" Dia.	53	32"- X	\$752	\$769	\$887	\$989	\$1193	\$1362	\$1565	\$2048	\$2255	
DR42D	42" Dia.	72	38"- X	\$926	\$949	\$1104	\$1235	\$1499	\$1720	\$1985	\$2550	\$2780	
DR48D	48" Dia.	103	38"- X	\$1020	\$1046	\$1233	\$1393	\$1714	\$1980	\$2301	\$2861	\$3062	

DRAKE | CAFÉ | SQUARE

■ SQUARE	Model Number	Table Top Size	Shpg. Wght.	Base Spread	LAMINATE TOP ASSORTED EDGES							VENEER TOP	
					GRP 1	GRP 2	GRP 3	GRP 4	GRP 5	GRP 6	GRP 7	GRP 8	GRP 9
					DR2430S	24x30 Sq.	49	26"- X	\$650	\$663	\$753	\$830	\$983
DR30S	30" Sq.	54	26"- X	\$674	\$688	\$786	\$869	\$1038	\$1178	\$1346	\$1807	\$2021	
DR36S	36" Sq.	67	32"- X	\$762	\$779	\$902	\$1006	\$1216	\$1389	\$1599	\$2081	\$2287	
DR42S	42" Sq.	90	38"- X	\$926	\$949	\$1104	\$1235	\$1499	\$1720	\$1985	\$2550	\$2780	

DRAKE | CAFÉ | RECTANGLE

■ RECTANGLE	Model Number	Table Top Size	Shpg. Wght.	Base Spread	LAMINATE TOP ASSORTED EDGES							VENEER TOP	
					GRP 1	GRP 2	GRP 3	GRP 4	GRP 5	GRP 6	GRP 7	GRP 8	GRP 9
					DR2448	24x48 Sq.	70	2-20"- T	\$758	\$774	\$889	\$989	\$1187
DR2460	24x60 Sq.	79	2-20"- T	\$797	\$815	\$944	\$1055	\$1276	\$1461	\$1682	\$2180	\$2391	
DR3048	30x48 Sq.	79	2-26"- T	\$801	\$819	\$950	\$1063	\$1286	\$1473	\$1697	\$2196	\$2403	
DR3060	30x60 Sq.	90	2-26"- T	\$848	\$869	\$1016	\$1142	\$1395	\$1605	\$1857	\$2354	\$2546	

DRAKE | CAFÉ | BAR HEIGHT | ROUND/SQUARE

● ROUND	Model Number	Table Top Size	Shpg. Wght.	Base Spread	LAMINATE TOP ASSORTED EDGES							VENEER TOP	
					GRP 1	GRP 2	GRP 3	GRP 4	GRP 5	GRP 6	GRP 7	GRP 8	GRP 9
					DRH24D	24" Dia.	40	20"- X	\$760	\$771	\$844	\$907	\$1034
DRH30D	30" Dia.	50	26"- X	\$827	\$841	\$940	\$1023	\$1192	\$1331	\$1499	\$2146	\$2479	
■ SQUARE	DRH36D	36" Dia.	63	32"- X	\$906	\$923	\$1042	\$1143	\$1346	\$1515	\$1719	\$2387	\$2714
DRH30S	30" Sq.	54	32"- X	\$870	\$886	\$990	\$1079	\$1258	\$1407	\$1586	\$2263	\$2610	
DRH36S	36" Sq.	67	32"- X	\$943	\$961	\$1083	\$1187	\$1397	\$1570	\$1780	\$2479	\$2826	

OPTIONS

Add upcharge to list price and code to model number

FLIP-X	X-Base Flip-Top	\$133	
FLIP-D	T-Leg Flip Top (Drake) - 2 T-Legs	\$360	
CASD	Casters - Black (Drake)	\$21	ea.
CAS-W	Casters - White	\$32	ea.
DCL	C-Leg instead of T-Leg	\$64	per table
DOV	Oval Column (C- or T-Leg Only)*	\$51	per table
DPC	Column with Power Plate	\$170	per base
DPU-AB	Cove Mini 2-Power Black (COV-SM-R-2-B-108)	\$339	
DPU-AS	Cove Mini 2-Power Silver (COV-SM-R-2-S-108)	\$339	
DPU-BB	Cove Mini Power/USB Black (COV-SM-R-1U-B-108)	\$480	

DPU-BS	Cove Mini Power/USB Silver (COV-SM-R-1U-S-108)	\$480	
CIN	Inline Nesting Legs	\$69	per table
ASB	Anti-Sag Bar for Tables Under 72"	\$85	
STH	Special Table Height (other than 29")	\$159	per base
GD	Ganging per table	\$101	
ULW	Ultra Lightweight Top	\$201	
RAD	3" Radius Corners for 3MM Edge	\$212	per table
FTBH	All T-base bar height tables with flip top	\$318	
FTCW	Flip Top Crossbar wth Wire Management	\$80	

Note: FTBH option is required with STH option when ordering rectangle flip-top tables over 29" table height.

DRAKE TRAINING TABLE

Drake offers a comprehensive line of training tables designed with the highest performance in mind. With a high-tech look and solid structural build, the Drake is a perfect fit for any training space. The array of options available make Drake our most versatile, stylish and functional line yet!



DRAKE TRAINING TABLE WITH WHITE CASTERS AND FLIP-TOP

ORDERING INFORMATION

- | | |
|----------------------------|---|
| 1) Series Name | 6) Laminate Selection and No. |
| 2) Model Number | 7) Edge Style Code and Color |
| 3) Size | 8) Center Panel Laminate
(Teacher Desk/Podium Modesty) |
| 4) Quantity | 9) Optional Items |
| 5) Powder Coat Frame Color | |

DRAKE TRAINING BASE SPECIFICATIONS

Drake T Base

Table Height	Table height is 29" to 30" depending on table top specified.
Column	2.25" diameter 14 gauge steel tubing welded to top plate.
Base	Diecast aluminum tubing – 14", 20", 26" and 32" spreads
Plate	6" x 8" square 12 gauge stamped steel 5" x 5" 12 gauge stamped steel (Flip-Top)
Glides	Adjustable poly glide with steel trim
Assembly	Top plate is welded to the vertical column and the vertical column is bolted to the feet. No tie rod assembly. Base mounts to tabletop with ¼-20 x 1" machine screws into metal inserts in top. Stretcher steel bars are used on tops 72" and longer.
Finish	Choice of standard powder coat colors – See "Colors & Finishes" brochure

TABLE TOP SPECIFICATIONS

Table Tops

Table top core is CARB Phase I & Phase II Compliant. Laminate, wood veneer and phenolic backing are glued with water based adhesives.

Ultra-Lightweight Table Tops

Ultra-lightweight tables have an exceptionally strong manufactured MDF top made from 100% recovered and recycled wood fiber with at least 25% post-industrial recycled fiber; the balance consisting of recovered waste fiber. Ultra-light tables are 18% lighter than standard tables.

Flip-Top Mechanism

Aluminum die-cast top plate and aluminum housing with single handle cable release.



HEXAGON CLASSROOM TABLE
WITH BRIO FLIP CHAIRS

- TABLE ACCESSORIES – Modesty Panels, Bridges, Grommets, Wire Management, Power & Communication Options, Table Dollies – See accessories online under 'Products' tab.



DRAKE TRAINING TABLE
WITH KNIFE-EDGE TOP

FINISHES

Table Bases and Legs

Finished in your choice of standard powder coat colors. Finishes listed at beginning of price list. For colors refer to "Colors & Finishes" brochure. For actual color samples, please call Customer Service.

Laminate/Veneer Selections

ERG offers over 1000 standard laminate choices from Nevamar, Wilsonart, Formica and Pionite. Wood veneer is available in transparent stain colors - custom stain matching available.

Edge Selections:

ERG offers a wide variety of table top edge materials including PVC, wood, aluminum and resin/urethane.

Special Edge Note: When ganging or butting tables together, ERG recommends using 3MM flat edge or flat wood edge. Square tables using PVC **T-MOLD** edge will have a 2" radius on all corners.



GLIDE DETAIL

OPTIONS

- CODE: FLIP-D - Flip-Top (Drake)
- CODE: FTCW - Flip-Top Crossbar with Wire Management (Drake)
- CODE: ASB - Anti-Sag bar for Tables Under 72"
- CODE: STH - Special Table Height (any table height other than 29")
- CODE: ULW - Ultra-lightweight table top
- CODE: CASD - 3" Locking Casters - Black
- CODE: CAS-W - 3" Locking Casters - White
- CODE: DCL - C-Leg instead of T-Leg
- CODE: DOV - Oval Column
- CODE: DPD - Pencil Drawer
- CODE: GD - Ganging per table
- CODE: CIN - Inline Nesting
- CODE: RAD - 3" Radius Corners for 3MM Edge
- CODE: FTBH - Flip top support bar for rectangular bar height tables.
(Maximum table top size 30x72)
- TABLE ACCESSORIES - Modesty Panels, Bridges, Grommets, Wire Management, Power & Communication Options, Table Dollies - See accessories online under 'Products' tab.

Note: When ordering standard modesty panel, table and panel must have 3MM edge.



FLIP TOP



EASY INLINE NESTING



3" LOCKING CASTER - BLACK



3" LOCKING CASTER - WHITE



C-LEG



T-LEG (STANDARD)



1.625" X 2.875" OVAL COLUMN




2.25" DIA. ROUND COLUMN
(STANDARD)




PENCIL DRAWER

NEW URETHANE KNIFE EDGES



EDGE 6-K
SINGLE EDGE: URETHANE KNIFE
REMAINING THREE EDGES: 3MM PVC



EDGE 6-M
ALL FOUR EDGES: URETHANE KNIFE



EDGE 6-K DETAIL



DRAKE C-LEG TRAINING TABLE
WITH URETHANE KNIFE EDGE 6-K




NEW URETHANE COMFORT EDGES



EDGE 6-L
SINGLE EDGE: URETHANE COMFORT
REMAINING THREE EDGES: 3MM PVC



EDGE 6-N
ALL FOUR EDGES: URETHANE COMFORT



EDGE 6-L DETAIL



DRAKE T-LEG TRAINING TABLE WITH
URETHANE COMFORT EDGE 6-L



MODEL / DESCRIPTION / LIST PRICING

DRAKE | RECTANGLE

Model Number	Table Top Size	Shpg. Wght.	Base Spread	LAMINATE TOP ASSORTED EDGES								VENEER TOP	
				GRP 1	GRP 2	GRP 3	GRP 4	GRP 5	GRP 6	GRP 7	GRP 8	GRP 9	
DR1836	18 X 36	54	2-14"- T	\$666	\$677	\$761	\$832	\$975	\$1094	\$1237	\$1741	\$1995	
DR1848	18 X 48	61	2-14"- T	\$697	\$710	\$804	\$885	\$1046	\$1180	\$1341	\$1844	\$2087	
DR1860	18 X 60	68	2-14"- T	\$728	\$742	\$847	\$938	\$1117	\$1267	\$1447	\$1948	\$2182	
DR1872	18 X 72	75	2-14"- T	\$855	\$870	\$987	\$1086	\$1284	\$1449	\$1649	\$2263	\$2560	
DR1884	18 X 84	81	2-14"- T	\$905	\$925	\$1057	\$1172	\$1401	\$1592	\$1821	\$2434	\$2714	
DR1896	18 X 96	88	2-14"- T	\$937	\$957	\$1101	\$1224	\$1472	\$1679	\$1926	\$2539	\$2809	
DR2436	24 X 36	61	2-20"- T	\$719	\$734	\$836	\$923	\$1096	\$1242	\$1416	\$1918	\$2154	
DR2448	24 X 48	70	2-20"- T	\$758	\$774	\$889	\$989	\$1187	\$1351	\$1550	\$2050	\$2272	
DR2460	24 X 60	79	2-20"- T	\$797	\$815	\$944	\$1055	\$1276	\$1461	\$1682	\$2180	\$2391	
DR2472	24 X 72	88	2-20"- T	\$931	\$952	\$1095	\$1218	\$1463	\$1666	\$1911	\$2523	\$2795	
DR2484	24 X 84	97	2-20"- T	\$991	\$1014	\$1178	\$1319	\$1598	\$1831	\$2112	\$2722	\$2974	
DR2496	24 X 96	106	2-20"- T	\$1030	\$1055	\$1233	\$1385	\$1688	\$1941	\$2244	\$2853	\$3091	
DR3036	30 X 36	68	2-26"- T	\$754	\$771	\$885	\$982	\$1178	\$1341	\$1536	\$2037	\$2261	
DR3048	30 X 48	79	2-26"- T	\$801	\$819	\$950	\$1063	\$1286	\$1473	\$1697	\$2196	\$2403	
DR3060	30 X 60	90	2-26"- T	\$848	\$869	\$1016	\$1142	\$1395	\$1605	\$1857	\$2354	\$2546	
DR3072	30 X 72	102	2-26"- T	\$991	\$1015	\$1179	\$1320	\$1600	\$1833	\$2114	\$2724	\$2976	
DR3084	30 X 84	113	2-26"- T	\$1058	\$1086	\$1273	\$1434	\$1755	\$2022	\$2343	\$2951	\$3179	
DR3096	30 X 96	124	2-26"- T	\$1107	\$1135	\$1339	\$1514	\$1864	\$2154	\$2504	\$3110	\$3322	
DR3648	36 X 48	88	2-32"- T	\$855	\$876	\$1026	\$1154	\$1409	\$1623	\$1880	\$2375	\$2566	
DR3660	36 X 60	102	2-32"- T	\$910	\$933	\$1104	\$1247	\$1537	\$1778	\$2067	\$2561	\$2733	
DR3672	36 X 72	115	2-32"- T	\$1063	\$1089	\$1276	\$1437	\$1760	\$2030	\$2352	\$2959	\$3188	
DR3684	36 X 84	129	2-32"- T	\$1137	\$1168	\$1383	\$1566	\$1934	\$2241	\$2608	\$3213	\$3416	
DR3696	36 X 96	142	2-32"- T	\$1193	\$1225	\$1461	\$1661	\$2061	\$2395	\$2797	\$3399	\$3584	

TABLE ACCESSORIES – Modesty Panels, Bridges, Grommets, Wire Management, Power & Data Options, Table Dollies

– see Table Accessories online:

http://www.erginternational.com/training_table_accessories.php

OPTIONS

Add upcharge to list price and code to model number

FLIP-D	T-Leg Flip Top (Drake)	\$360	per table
CASD	Locking Casters - Black (Drake)	\$21	ea.
CAS-W	Locking Casters - White	\$32	ea.
DCL	C-Leg instead of T-Leg	\$64	per table
DOV	Oval Column (C- or T-Leg Only)*	\$51	per table
DPD	Pencil Drawer	\$329	
CIN	Inline Nesting Legs	\$69	per table

ASB	Anti-Sag bar for Tables Under 72"	\$85	
STH	Special Table Height (other than 29")	\$159	per leg
GD	Ganging per table	\$101	
ULW	Ultra Lightweight Top	\$201	
RAD	3" Radius Corners for 3MM Edge	\$212	per table
FTBH	All T-base bar height tables with flip top	\$318	
FTCW	Flip Top Crossbar wth Wire Management	\$80	

Note: FTBH option is required with STH option when ordering rectangle flip-top tables over 29" table height.

MODEL / DESCRIPTION / LIST PRICING

DRAKE | TRAPEZOID



TRAPEZOID



LEG
PLACEMENT

Model Number	Table Top Size	Shpg. Wght.	Base Spread	LAMINATE TOP ASSORTED EDGES							VENEER TOP	
				GRP 1	GRP 2	GRP 3	GRP 4	GRP 5	GRP 6	GRP 7	GRP 8	GRP 9
DRT2448	24 X 48	70	2-20"- T	\$894	\$917	\$1080	\$1220	\$1499	\$1731	\$2012	\$2506	\$2684
DRT2460	24 X 60	79	2-20"- T	\$979	\$1006	\$1198	\$1363	\$1693	\$1969	\$2298	\$2790	\$2939
DRT3060	30 X 60	90	2-26"- T	\$1022	\$1052	\$1260	\$1437	\$1794	\$2093	\$2449	\$2938	\$3072
DRT3672	36 X 72	115	2-26"- T	\$1229	\$1262	\$1510	\$1720	\$2142	\$2495	\$2916	\$3518	\$3690

DRAKE | SECTIONAL | HALF ROUND



HALF ROUND



LEG
PLACEMENT

Model Number	Table Top Size	Shpg. Wght.	Base Spread	LAMINATE TOP ASSORTED EDGES							VENEER TOP	
				GRP 1	GRP 2	GRP 3	GRP 4	GRP 5	GRP 6	GRP 7	GRP 8	GRP 9
DRHR2448	24 X 48	70	2-20"- T	\$1014	\$1044	\$1248	\$1425	\$1778	\$2071	\$2423	\$2913	\$3049
DRHR3060	30 X 60	90	2-20"- T	\$1097	\$1131	\$1365	\$1567	\$1969	\$2303	\$2705	\$3192	\$3301
DRHR3672	36 X 72	115	2-26"- T	\$1304	\$1343	\$1615	\$1848	\$2316	\$2706	\$3174	\$3772	\$3918

DRAKE | COMMUNITY TABLE - 6-SIDED w/3 C-LEGS



HEXAGON



LEG
PLACEMENT

Model Number	Table Top Size	Shpg. Wght.	Base Spread	LAMINATE TOP ASSORTED EDGES							VENEER TOP	
				GRP 1	GRP 2	GRP 3	GRP 4	GRP 5	GRP 6	GRP 7	GRP 8	GRP 9
DR6S	54 x 60	148	3-20"- C	\$1948	\$1981	\$2214	\$2416	\$2816	\$3151	\$3552	\$5060	\$5834



6-SIDED CLASSROOM TABLE
WITH 3 C-LEGS

OPTIONS

Add upcharge to list price and code to model number

FLIP-D	T-Leg Flip Top (Drake)	\$360	per table
CASD	Locking Casters - Black (Drake)	\$21	ea.
CAS-W	Locking Casters - White	\$32	ea.
DCL	C-Leg instead of T-Leg	\$64	per table
DOV	Oval Column (C- or T-Leg Only)*	\$51	per table
DPD	Pencil Drawer	\$329	
CIN	Inline Nesting Legs	\$69	per table

ASB	Anti-Sag Bar for tables under 72"	\$85	
STH	Special Table Height (other than 29")	\$159	per leg
GD	Ganging per table	\$101	
ULW	Ultra Lightweight Top	\$201	
RAD	3" Radius Corners for 3MM Edge	\$212	per table
FTBH	All T-base bar height tables with flip top	\$318	
FTCW	Flip Top Crossbar wth Wire Management	\$80	

Note: FTBH option is required with STH option when ordering rectangle flip-top tables over 29" table height.

MODEL / DESCRIPTION / LIST PRICING

DRAKE | INSET MODESTY PANELS
(Requires oval column option - DOV)

TEACHER DESK COMBO CONSISTS OF A STANDARD T-LEG OR C-LEG TABLE WITH 1.25" TOP. TO INCLUDE THE CENTER MODESTY PANEL, THE OPTIONAL OVAL COLUMN MUST BE ORDERED FOR THE LEGS. TO SPECIFY, PLEASE SPECIFY THE FOLLOWING WHEN ORDERING:

- TOP LAMINATE
- 3MM EDGE COLOR
- MODESTY LAMINATE (FRONT/BACK)
- POWDER COAT FRAME FINISH

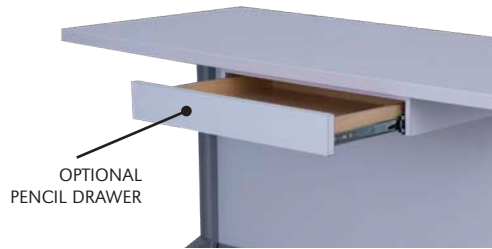


Model Number	Table Top Size	LIST PRICE
DMP36	36" width top	\$263
DMP42	42" width top	\$289
DMP48	48" width top	\$344
DMP60	60" width top	\$371
DMP72	72" width top	\$422
DMP84	84" width top	\$495
DMP96	96" width top	\$511

Note: For standard modesty panel pricing, please see the modesty panel pricing under accessories.

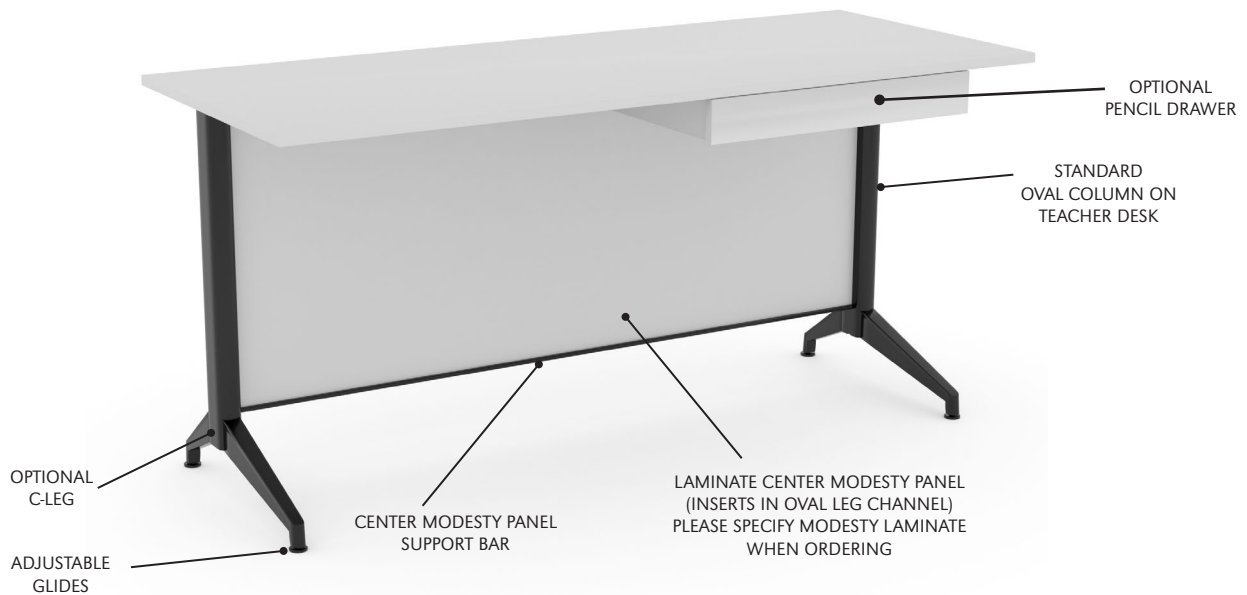
DRAKE | PENCIL DRAWER
DPD Optional Pencil Drawer

OPTIONAL PENCIL DRAWER CAN BE PLACED RIGHT, LEFT OR CENTER OF DESK. PLEASE SPECIFY LAMINATE AND PLACEMENT WHEN ORDERING.



DIMENSIONS	OVERALL	LIST
Drawer Width:	22"	\$329
Drawer Height:	3.25"	
Drawer Depth:	16"	

Note: Teacher Desk is shipped K-D with assembly instructions.



MODEL / DESCRIPTION / LIST PRICING



ANGLED TOP PROFILE

DRPDS Economy Podium \$1208 list

- Includes Black Casters
- Standard Round Column
- Angled 3/4" Top with 3MM PVC Edge (2-B)

- PLEASE SPECIFY THE FOLLOWING WHEN ORDERING:
- TOP LAMINATE
 - 3MM EDGE COLOR
 - POWDER COAT BASE FINISH

DIMENSIONS	Overall
X-Base Spread:	23" x 23"
Overall Depth:	24"
Overall Width:	28"
Overall Height:	44"
Table Depth:	18"
Table Width:	28"
Table Height (Front):	39"



PODIUM WITH
OPTIONAL WHITE
LOCKING CASTERS

DRPD Podium - Standard \$1700 list

- Includes Whiteboard Modesty and Black Casters
- Standard with Oval Column
- 3/4" White Laminate Top with 3MM PVC Edge (2-B)

DRPD-L Podium - Optional Laminate Choice \$2032 list

- Your Modesty Material Selection and Black Casters
- Standard with Oval Column
- 3/4" Laminate Top (your choice) with 3MM PVC Edge (2-B)

- PLEASE SPECIFY THE FOLLOWING WHEN ORDERING PODIUM:
- TOP LAMINATE
 - 3MM EDGE COLOR
 - MODESTY LAMINATES (FRONT/BACK)
 - POWDER COAT BASE FINISH

DIMENSIONS	Overall
Base Spread:	22.5"
Overall Width:	28"
Overall Height:	38"
Table Depth:	18"
Table Width:	28"
Table Height:	38"



PRESENTATION BOARD
WITH OPTIONAL WHITE
LOCKING CASTERS

DRWB White Board Presentation Stand \$2827 list

- Standard with Oval Column and Black Casters
- Standard with Whiteboard (Front/Back)

- PLEASE SPECIFY THE FOLLOWING WHEN ORDERING:
- POWDER COAT BASE FINISH

DIMENSIONS	Overall
Base Spread:	27"
Overall Width:	45"
Overall Height:	77"
Whiteboard Width:	42"
Whiteboard Height:	47"

OPTIONS

Add upcharge to list price and code to model number

CAS-W	Locking Casters (White)	\$11	ea.
-------	-------------------------	------	-----

DRAKE CONFERENCE TABLE

Drake conference tables are designed with the highest performance in mind. With a high-tech look and solid structural build, the Drake is a perfect fit for any meeting space.



CONFERENCE TABLE WITH Y-BASE AND OPTIONAL OVAL TOP

Note: Y-leg base pricing includes floor crossbar.

ORDER INFORMATION

- 1) Series Name
- 2) Model Number
- 3) Size
- 4) Quantity
- 5) Powder Coat Frame Color
- 6) Laminate Selection and No.
- 7) Edge Style Code and Color
- 8) Optional Items

DRAKE CONFERENCE SPECIFICATIONS

Conference Base

- Table Height** Table height is 29" to 30" depending on table top specified.
- Column** 2.25" diameter 14 gauge steel tubing welded to top plate.
- Base** Diecast aluminum – 36" and 47" TT-Legs and 28" and 34" Y-Base
- Plate** Y-Base: 12" x 12" square 12 gauge stamped steel
TT-Base: (2)6" x 8" 12 gauge stamped steel
- Glides** Adjustable poly glide with steel trim
- Assembly** Top plate is welded to the vertical column and the vertical column is bolted to the horizontal base and crossbar (on Y-base).
No tie rod assembly. Base mounts to tabletop with 1/4-20 x 1" machine screws into metal inserts in top. Stretcher steel bars are used on tops 72" and longer.
- Finish** Choice of standard powder coat colors – See "Colors & Finishes" brochure

Table Tops

Table top core is CARB Phase I & Phase II Compliant. Laminate, wood veneer and phenolic backing are glued with water based adhesives.

Edge Selections

ERG offers a wide variety of table top edge materials including PVC, wood and laminate.



CONFERENCE TABLE WITH
TT-LEGS

FINISHES

Table Bases and Legs

Finished in your choice of standard powder coat colors. Finishes listed at beginning of price list. For colors refer to "Colors & Finishes" brochure. For actual color samples, please call Customer Service.

Laminate/Veneer Selections

ERG offers over 1000 standard laminate choices from Nevamar, Wilsonart, Formica and Pionite. Wood veneer is available in transparent stain colors - custom stain matching available.

OPTIONS

- CODE: STH - Special Table Height (any table height other than 29")
- CODE: GD - Ganging per table
- CODE: CRT - Racetrack table top
- CODE: COT - Oval table top
- CODE: CBT - Boat table top
- CODE: CAT - Almost Rectangle table top
- CODE: RAD - 3" Radius Corners for 3MM Edge
- TABLE ACCESSORIES - Modesty Panels, Bridges, Grommets, Wire Management, Power & Communication Options, Table Dollies - See accessories online under 'Products' tab.

OPTIONAL CONFERENCE TABLE SHAPES



RACETRACK TOP
CODE: CRT



OVAL TOP
CODE: COT



BOAT TOP
CODE: CBT



ALMOST RECTANGLE TOP
CODE: CAT

Note: Base Spreads may differ on Racetrack and Oval tops - please call factory for detailed specifications.

MODEL / DESCRIPTION / LIST PRICING

DRAKE | CONFERENCE | RECTANGLE TT-BASE

RECTANGLE

Model Number	Table Top Size	Shpg. Wght.	Base Spread	LAMINATE TOP ASSORTED EDGES							VENEER TOP	
				GRP 1	GRP 2	GRP 3	GRP 4	GRP 5	GRP 6	GRP 7	GRP 8	GRP 9
DR4272	42 X 72	129	2-36TT	\$2125	\$2171	\$2489	\$2760	\$3305	\$3759	\$4302	\$5730	\$6375
DR4284	42 X 84	144	2-36TT	\$2214	\$2263	\$2603	\$2895	\$3476	\$3961	\$4543	\$5999	\$6641
DR4296	42 X 96	160	2-36TT	\$2277	\$2330	\$2692	\$3002	\$3623	\$4140	\$4760	\$6211	\$6833
DR4872	48 X 72	142	2-36TT	\$2178	\$2226	\$2561	\$2850	\$3425	\$3905	\$4480	\$5904	\$6533
DR4884	48 X 84	160	2-36TT	\$2427	\$2478	\$2838	\$3148	\$3766	\$4282	\$4900	\$6533	\$7274
DR4896	48 X 96	178	2-36TT	\$2497	\$2554	\$2939	\$3270	\$3931	\$4484	\$5145	\$6775	\$7492
DR48108*	48 X 108	196	3-36TT	\$2670	\$2729	\$3141	\$3493	\$4197	\$4784	\$5489	\$7237	\$8009
DR48120*	48 X 120	214	3-36TT	\$2743	\$2805	\$3240	\$3614	\$4363	\$4985	\$5733	\$7478	\$8226
DR48144*	48 X 144	250	3-36TT	\$3238	\$3308	\$3794	\$4211	\$5045	\$5739	\$6574	\$8736	\$9710
DR6096	60 X 96	214	2-47TT	\$2836	\$2898	\$3333	\$3704	\$4449	\$5069	\$5813	\$7679	\$8507
DR60108*	60 X 108	237	3-47TT	\$2975	\$3041	\$3507	\$3905	\$4702	\$5366	\$6164	\$8086	\$8924
DR60120*	60 X 120	259	3-47TT	\$3138	\$3209	\$3704	\$4131	\$4980	\$5688	\$6537	\$8548	\$9415
DR60144*	60 X 144	304	3-47TT	\$3793	\$3873	\$4430	\$4908	\$5863	\$6660	\$7616	\$10193	\$11374

* Asterisk after model number indicates 2 piece tops with center seam for tables over 96" and longer

DRAKE | CONFERENCE | RECTANGLE Y-BASE

RECTANGLE

Model Number	Table Top Size	Shpg. Wght.	Base Spread	LAMINATE TOP ASSORTED EDGES							VENEER TOP	
				GRP 1	GRP 2	GRP 3	GRP 4	GRP 5	GRP 6	GRP 7	GRP 8	GRP 9
DRY3672	36 X 72	115	2-28Y	\$1605	\$1632	\$1820	\$1981	\$2304	\$2573	\$2896	\$4155	\$4807
DRY3684	36 X 84	129	2-28Y	\$1681	\$1712	\$1926	\$2109	\$2478	\$2785	\$3152	\$4409	\$5036
DRY3696	36 X 96	142	2-28Y	\$1737	\$1769	\$2004	\$2204	\$2605	\$2939	\$3341	\$4595	\$5203
DRY4272	42 X 72	129	2-34Y	\$2237	\$2282	\$2599	\$2872	\$3416	\$3869	\$4413	\$5972	\$6704
DRY4284	42 X 84	144	2-34Y	\$2301	\$2349	\$2688	\$2979	\$3562	\$4047	\$4629	\$6186	\$6896
DRY4296	42 X 96	160	2-34Y	\$2364	\$2415	\$2777	\$3088	\$3709	\$4225	\$4846	\$6400	\$7089
DRY4872	48 X 72	142	2-34Y	\$2289	\$2337	\$2672	\$2961	\$3535	\$4016	\$4591	\$6148	\$6863
DRY4884	48 X 84	160	2-34Y	\$2538	\$2589	\$2949	\$3258	\$3878	\$4392	\$5012	\$6777	\$7605
DRY4896	48 X 96	178	2-34Y	\$2608	\$2663	\$3050	\$3381	\$4043	\$4594	\$5255	\$7018	\$7821

Note: Y-leg base pricing includes floor crossbar.

OPTIONS

Add upcharge to list price and code to model number

GD	Ganging per table	\$101	
CRT	Racetrack table top	add 20%	
COT	Oval table top	add 20%	
CBT	Boat table top	add 25%	

CAT	Almost Rectangle table top	add 25%	
STH	Special Table Height - any height other than 29"	\$371	
RAD	3" Radius Corners for 3MM Edge	\$212	per table

Note: Base Spreads may differ on Racetrack and Oval tops - please call factory for detailed specifications.



DRAKE 4-COLUMN BASE

ORDERING INFORMATION

- | | |
|----------------------------|-------------------------------|
| 1) Series Name | 6) Laminate Selection and No. |
| 2) Model Number | 7) Edge Style Code and Color |
| 3) Size | 9) Optional Items |
| 4) Quantity | |
| 5) Powder Coat Frame Color | |

TABLE TOP SPECIFICATIONS

Table Tops

Table top core is CARB Phase I & Phase II Compliant. Laminate, wood veneer and phenolic backing are glued with water based adhesives.

DRAKE CAFÉ BASE SPECIFICATIONS

Drake 4-Column Base

Table Height	Table height is 29" to 30" depending on table top specified.
Columns	2.25" round 14 gauge steel tubing.
Base	Diecast aluminum – 48" and 54" base spreads.
Plate	6" x 6" square per column
Glides	Adjustable poly glide with steel trim
Assembly	Top plate is welded to the vertical columns and the vertical columns are bolted to the horizontal foot. No tie rod assembly. Base mounts to tabletop with ¼-20 x 1" machine screws into metal inserts in top.
Finish	Choice of standard powder coat colors – See "Color Selections" brochure.

FINISHES

Table Bases and Legs

Finished in your choice of standard powder coat colors. Finishes listed at beginning of price list. For colors refer to "Colors & Finishes" brochure. For actual color samples, please call Customer Service.

Laminate/Veneer Selections

ERG offers over 1000 standard laminate choices from Nevamar, Wilsonart, Formica and Pionite. Wood veneer is available in transparent stain colors - custom stain matching available.

Edge Selections:

ERG offers a wide variety of table top edge materials including PVC, wood, aluminum and resin/urethane.
Special Edge Note: When ganging or butting tables together, ERG recommends using 3MM flat edge or flat wood edge. Square tables using PVC **T-MOLD** edge will have a 2" radius on all corners.

OPTIONS

- CODE: STH - Special Table Height (any table height other than 29")
- CODE: ULW - Ultra Lightweight Top
- CODE: RAD - 3" Radius Corners for 3MM Edge

MODEL / DESCRIPTION / LIST PRICING

DRAKE | 4 COLUMN | ROUND | FIXED/STATIONARY BASE



ROUND

Model Number	Table Top Size	Shpg. Wght.	Base Spread	LAMINATE TOP ASSORTED EDGES							VENEER TOP	
				GRP 1	GRP 2	GRP 3	GRP 4	GRP 5	GRP 6	GRP 7	GRP 8	GRP 9
DR54D*	54" Dia.	101	48"-4COL	\$1738	\$1769	\$1992	\$2183	\$2563	\$2881	\$3260	\$4560	\$5206
DR60D*	60" Dia.	118	48"-4COL	\$1836	\$1873	\$2129	\$2351	\$2792	\$3157	\$3598	\$4893	\$5506

DRAKE | 4 COLUMN | SQUARE | FIXED/STATIONARY BASE



SQUARE


Model Number	Table Top Size	Shpg. Wght.	Base Spread	LAMINATE TOP ASSORTED EDGES							VENEER TOP	
				GRP 1	GRP 2	GRP 3	GRP 4	GRP 5	GRP 6	GRP 7	GRP 8	GRP 9
DR48S*	48" Sq.	107	54"-4COL	\$1721	\$1752	\$1969	\$2154	\$2525	\$2834	\$3205	\$4502	\$5154



OPTIONS

Add upcharge to list price and code to model number

STH	Special Table Height (other than 29")	\$212	per base	ULW	Ultra Lightweight Top	\$201	
RAD	3" Radius Corners for 3MM Edge	\$212	per table				



DRAKE TABLE LEG WIRE MANAGEMENT

Located on each column of Drake tables, the wire access hole allows cords and cables from table top power/data units to travel down the inside of the column toward the floor. Available on all Drake table bases with a round or oval column.



X-Base wire management

- features:
- 1.5" diameter access hole
 - hole located at top of column

MODEL
DMH01

LIST PRICE
\$75 per table



T-Leg / C-Leg wire management

- features:
- 1.5" diameter access hole
 - hole located at top of each column
 - access hole on both columns

MODEL
DMH02

LIST PRICE
\$151 per table



4-Column wire management

- features:
- 1.5" diameter access hole
 - hole located at top of each column
 - access hole on all four columns

MODEL
DMH03

LIST PRICE
\$300 per table



Y-Base wire management

- features:
- 1.5" diameter access hole
 - hole located at top of each column
 - access hole on both columns

MODEL
DMH04

LIST PRICE
\$151 per table



TT-Leg wire management

- features:
- 1.5" diameter access hole
 - hole located at top of each column
 - access hole on both columns

MODEL
DMH05

LIST PRICE
\$151 per leg

DUNCAN OCCASIONAL TABLE

Duncan Occasional Tables feature laminated covered top and sides. Choose 2 different colors for an offset appearance. Metal legs are 8.25" tall, triangular with factory installed poly vinyl glides.



DUNCAN END TABLE



ROUND COFFEE TABLE

ORDERING INFORMATION

- | | |
|--------------------------|--------------------------------|
| 1) Series Name | 5) Laminate / Veneer Selection |
| 2) Model Number | 6) Optional 2nd Laminate |
| 3) Quantity | 7) Optional Items |
| 4) Powder Coat Leg Color | |

CABANA SPECIFICATIONS

Table

Table core is CARB Phase I & Phase II Compliant. Laminate and phenolic backing are glued with water based adhesives.

Table Finish

Covered top and sides with high pressure laminate, or choose Optional 2 Different Color laminates.

Laminate Selections

ERG offers over 1000 standard laminate choices from Nevamar, Wilsonart, Formica and Pionite. Solid Surface Corian overlay top tables will be quoted upon request.

Metal Legs

Legs are of tapered triangular metal and are 8.25" tall. Legs are sandblasted prior to final powder coating in your choice of standard powder coat colors. Optional polished chrome finish is available. Legs have a factory installed metal adjustable glide.

OPTIONS

- CODE: 2LC - 2 different color laminates
- CODE: PC - Polished Chrome Legs
- CODE: WOD - 4 Wood Legs
- TABLE ACCESSORIES - Wire Management, Power & Communication Options - See accessories online under 'Products' tab.



POLISHED CHROME LEGS



ELECTRICAL / DATA

Note: Factory installed power/data available, See accessories online under 'Products' tab.



END TABLE








ROUND COFFEE TABLE

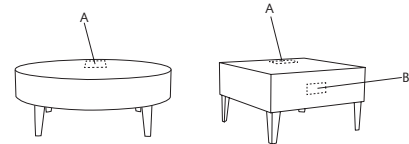


MODEL / DESCRIPTION / LIST PRICING

DUNCAN / MALIBU OCCASIONAL TABLES

	Model Number	Model Description	Table Top Size	Legs	Table Height	Table Shape	Shipping Weight.	LAMINATE	VENEER
	DUN18D	Occasional	18" dia.	4 legs	18"	round	38 lbs.	\$1346	\$1443
	DUN18S	Occasional	18" x 18" sq.	4 legs	18"	square	48 lbs.	\$1442	\$1587
	DUN1426	Occasional	14" x 26" rect.	4 legs	18"	rectangle	48 lbs.	\$1562	\$1719
	DUN24D	Occasional	24" dia.	4 legs	18"	round	42 lbs.	\$1556	\$1986
	DUN30D	Occasional	30" dia.	4 legs	18"	round	45 lbs.	\$1677	\$2037
	DUN36D	Occasional	36" dia.	4 legs	18"	round	56 lbs.	\$1899	\$2065
	DUN30S	Occasional	30" x 30" sq.	4 legs	18"	square	62 lbs.	\$1671	\$1815
	DUN36S	Occasional	36" x 36" sq.	4 legs	18"	square	70 lbs.	\$1737	\$1883
	DUN20W	Occasional	20° wedge	4 legs	18"	wedge	70 lbs.	\$2049	\$2357

Please specify placement of electrical box for upholstered units or occasional tables
On rectangular coffee tables, please specify electrical placement on long side or short side




OPTIONS

Add upcharge to list price and code to model number

2LC	2 Color Laminate option	\$133	
PC	Polished Chrome Legs	\$37	per leg

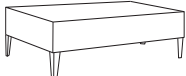

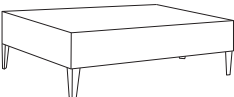
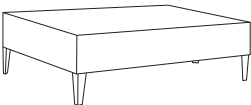
WOD	Wood Legs	\$25	ea.
-----	-----------	------	-----



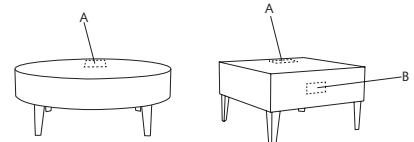
RECTANGLE COFFEE TABLE

MODEL / DESCRIPTION / LIST PRICING

DUNCAN / MALIBU OCCASIONAL TABLES

	Model Number	Model Description	Table Top Size	Legs	Table Height	Table Shape	Shipping Weight.	LAMINATE	VENEER
	DUN2442	Occasional	24" x 42"	4 legs	18"	rectangle	47 lbs.	\$1633	\$1715
	DUN2460	Occasional	24" x 60"	4 legs	18"	rectangle	52 lbs.	\$1885	\$1979
	DUN3042	Occasional	30" x 42"	4 legs	18"	rectangle	57 lbs.	\$2055	\$2158
	DUN3060	Occasional	30" x 60"	4 legs	18"	rectangle	65 lbs.	\$2138	\$2243

Please specify placement of electrical box for upholstered units or occasional tables
On rectangular coffee tables, please specify electrical placement on long side or short side



OPTIONS

Add upcharge to list price and code to model number

2LC	2 Color Laminate option	\$133	
PC	Polished Chrome Legs	\$37	per leg

WOD	Wood Legs	\$25	ea.
-----	-----------	------	-----



ELLIOT TABLE OF CONTENTS

Elliot Specifications	2
Elliot chair (metal frame).....	3
Elliot junior chair (metal frame).....	4
Elliot bar stool (metal frame).....	5
Elliot chair (wood legs - metal grid).....	6
Elliot bar stool (wood legs - metal grid and foot ring).....	7
Elliot Tabouret (wood legs).....	9
Elliot backless stool (wood legs).....	8 & 10
Elliot Features.....	11
Elliot Occasional.....	13
Elliot Cafe.....	17

ELLIOT SERIES

Elliot chairs and bar stools feature a contoured polypropylene shell featuring a vertical grooved back design and two clean outs on the seat. **A Mid Century Modern Design.** The fully upholstered version does not have the clean outs.



TAPERED WOOD LEGS / POLISHED METAL GRID



SIDE CHAIR FRONT VIEW



BAR STOOL

ORDERING INFORMATION

To Order Please Specify:

- 1) Series Name
- 2) Model Number
- 3) Quantity
- 4) Wood Stain Color
- 5) Fabric Grade & Number
- 6) Optional Items
- 7) Optional Frame Powder Coat Color
- 8) Optional Black/White Color (Grid/Foot Ring)

ELLIOT GENERAL SPECIFICATIONS

Shell

- Elliot polypropylene chairs feature a contoured one piece shell and two large cleanout slots on each side of seat and vertical groove design on the back.
- Note: Molded polypropylene material is shatter proof and scratch resistant. Seat width is 16".

Upholstery

- Seat insert is upholstered over 1/2" foam.
- Backless stools upholstered over 2" foam
- Seat can be upholstered with choice of fabric, vinyl, crypton, leather or approved COM.

Metal Frame - Four Leg

- Metal frames are made of .75" diameter, 14 gauge steel tubing with hand brazed welds.
- **Underseat** plastic plate is color matched to shell.

Wood Legs

- Tapered stained wood legs with metal grid.
- Stool and backless stool tapered wood legs 1.25" - 1.625" dia.
- **Wood Leg Chairs and Stools have a 250 lb. weight limit.**

Glides

- Factory installed self leveling steel glides. (On metal frame)
- Plastic glides on wood legs (metal grid only).

Stacking

- Elliot metal frame cafe chair will stack 4 high on the floor, up to 6 chairs on a dolly.
- Wood leg and metal bar stools will not stack.

COLORS / FINISHES

Frame Finish Colors:

- **Standard polished chrome frame finish.**
- Optional powder coat colors available with upcharge.

7 Shell Colors:

- Black
- Medium Gray
- Paprika
- Ivy Green
- White
- Soft Yellow
- Red

Wood Stain Finish for Tapered Beech Wood Legs:

- All Wood Stain Colors Available

Metal Grid Underseat or Foot Ring:

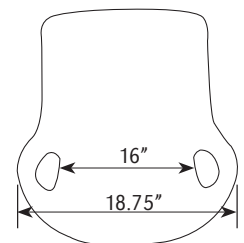
- Standard Polished Chrome
- Optional Black Gloss or White Powder Coat

NOTE: Due to paint scuffing, ERG does not recommend a painted foot ring on bar stools.

OPTIONS

- CODE: FR - CAL 133 (TB 133) Fire Retardant
- CODE: MB - Moisture Barrier
- CODE: SF - Powder Coat Frame Color
- CODE: CH - Counter Height
- CODE: SH - Specialty Height
- CODE: SFG - Powder Coat Color - Metal Grid
- CODE: SFF - Powder Coat Color - Grid & Foot Ring

CHAIRS	WEIGHT LIMIT
Metal Legs	250 lbs.
Wood Legs	250 lbs.



SEAT DIMENSIONS

DIMENSIONS	4-Leg
Seat Width:	16"
Seat Depth:	16"
Seat Height:	18"
Back Height:	31"
Overall Width:	18"
Overall Depth:	19"
Qty./Wt. per carton:	2 ea./48 lbs.



4-LEG SIDE CHAIR



BACK VIEW

MODEL / DESCRIPTION / LIST PRICING



6260 Cafe Chair
Polypropylene Shell
\$252



6261 Cafe Chair - Upholstered Seat Insert

COM Yardage: 0.75 Yard

COM	GR1	GR2	GR3	GR4	GR5	GR6	GR7	GR8	GR9	GR10	LEA
\$349	\$374	\$389	\$406	\$420	\$438	\$456	\$474	\$493	\$513	\$532	\$630



6262 Cafe Chair - Fully Upholstered Shell

COM Yardage: 1.50 Yard

COM	GR1	GR2	GR3	GR4	GR5	GR6	GR7	GR8	GR9	GR10	LEA
\$607	\$649	\$676	\$702	\$730	\$759	\$789	\$822	\$854	\$889	\$924	\$1091

7 PLASTIC SHELL COLORS



black



medium gray



white



red



paprika



soft yellow



ivy green

OPTIONS

Add upcharge to list price and code to model number

FR	CAL 133 (TB 133) Fire Retardant per yard.	\$95	/yd.
MB	Moisture Barrier	\$72	

SF	Powder Coat Finish - Chair	\$40	
SH	Specialty Height	\$30	

DIMENSIONS	4-Leg Junior
Seat Width:	16"
Seat Depth:	16"
Seat Height:	16"
Back Height:	29"
Overall Width:	18"
Overall Depth:	19"
Qty./Wt. per carton:	2 ea./48 lbs.



4-LEG JUNIOR CHAIR

MODEL / DESCRIPTION / LIST PRICING



6260-J Junior Chair

Polypropylene Shell
\$267



6261-J Junior Chair - Upholstered Seat Insert

COM Yardage: 0.75 Yard

COM	GR1	GR2	GR3	GR4	GR5	GR6	GR7	GR8	GR9	GR10	LEA
\$351	\$375	\$389	\$405	\$419	\$436	\$453	\$471	\$489	\$508	\$527	\$621



6262-J Junior Chair - Fully Upholstered Shell

COM Yardage: 1.50 Yard

COM	GR1	GR2	GR3	GR4	GR5	GR6	GR7	GR8	GR9	GR10	LEA
\$599	\$639	\$665	\$690	\$717	\$745	\$774	\$805	\$836	\$870	\$903	\$1064

7 PLASTIC SHELL COLORS



black



medium gray



white



red



paprika



soft yellow



ivy green

OPTIONS

Add upcharge to list price and code to model number

FR	CAL 133 (TB 133) Fire Retardant per yard.	\$95	/yd.
MB	Moisture Barrier	\$72	

SF	Powder Coat Finish - Chair	\$40	
SH	Specialty Height	\$30	

DIMENSIONS	Stool
Seat Width:	16"
Seat Depth:	16"
Seat Height:	29"
Back Height:	43"
Overall Width:	19"
Overall Depth:	20.75"
Qty./Wt. per carton:	1 ea./48 lbs.



BAR STOOL WITH UPHOLSTERED SEAT INSERT



PROFILE VIEW

MODEL / DESCRIPTION / LIST PRICING



6264 Bar Stool
Polypropylene Shell
\$459



6265 Bar Stool - Upholstered Seat Insert

COM Yardage: 0.75 Yard

COM	GR1	GR2	GR3	GR4	GR5	GR6	GR7	GR8	GR9	GR10	LEA
\$562	\$600	\$624	\$649	\$676	\$702	\$730	\$759	\$789	\$822	\$855	\$1010



6266 Bar Stool - Fully Upholstered Shell

COM Yardage: 1.50 Yard

COM	GR1	GR2	GR3	GR4	GR5	GR6	GR7	GR8	GR9	GR10	LEA
\$829	\$887	\$922	\$961	\$998	\$1038	\$1080	\$1124	\$1168	\$1215	\$1264	\$1493

7 PLASTIC SHELL COLORS



black



medium gray



white



red



paprika



soft yellow



ivy green

OPTIONS

Add upcharge to list price and code to model number

FR	CAL 133 (TB 133) Fire Retardant per yard.	\$95	/yd.
MB	Moisture Barrier	\$72	
SF	Powder Coat Finish - Bar Stool	\$61	

CH	Counter Height	\$30	
SH	Specialty Height	\$30	

DIMENSIONS	4-Leg
Seat Width:	16"
Seat Depth:	16.5"
Seat Height:	18"
Back Height:	30.5"
Overall Width:	18"
Overall Depth:	19"
Qty./Wt. per carton:	1 ea./48 lbs.



TAPERED WOOD LEGS / BLACK METAL GRID



TAPERED WOOD LEGS / POLISHED CHROME GRID UPHOLSTERED SEAT INSERT

NOW!
All Wood Stain Colors
are Available.

MODEL / DESCRIPTION / LIST PRICING



6283-W Side Chair - Tapered Wood Legs / Metal Grid - Chrome Finish

Chair	
\$449	



6285-W Side Chair - Tapered Wood Legs - Metal Grid Chrome Finish - Upholstered Seat Insert

COM Yardage: 0.75 Yard

COM	GR1	GR2	GR3	GR4	GR5	GR6	GR7	GR8	GR9	GR10	LEA
\$543	\$581	\$604	\$628	\$653	\$679	\$707	\$735	\$764	\$795	\$827	\$978



6287-W Side Chair - Tapered Wood Legs - Metal Grid Chrome Finish - Fully Upholstered Shell

COM Yardage: 1.50 Yard

COM	GR1	GR2	GR3	GR4	GR5	GR6	GR7	GR8	GR9	GR10	LEA
\$786	\$841	\$875	\$910	\$945	\$984	\$1023	\$1065	\$1107	\$1151	\$1197	\$1415

NOTE: ELLIOT WOOD LEG CHAIRS AND STOOLS HAVE A WEIGHT CAPACITY OF 250 POUNDS

7 PLASTIC SHELL COLORS



black



medium gray



white



red



paprika



soft yellow



ivy green

OPTIONS

Add upcharge to list price and code to model number

FR	CAL 133 (TB 133) Fire Retardant per yard.	\$95	/yd.
MB	Moisture Barrier	\$72	

SFG	Black Gloss or White Powder Coat Color - Metal Grid	\$51	
-----	--	------	--

DIMENSIONS	Stool
Seat Width:	16"
Seat Depth:	16"
Seat Height:	29"
Back Height:	41"
Overall Width:	19"
Overall Depth:	19"
Qty./Wt. per carton:	1 ea./48 lbs.

NOW!
All Wood Stain Colors
are Available.



FRONT VIEW



FRONT VIEW

MODEL / DESCRIPTION / LIST PRICING



6273-W Bar Stool - Tapered Wood Legs - Metal Grid Polished Chrome

Chair
\$627



6275-W Bar Stool - Tapered Wood Legs - Metal Grid Polished Chrome - Upholstered Seat Insert

COM Yardage: 0.75 Yard

COM	GR1	GR2	GR3	GR4	GR5	GR6	GR7	GR8	GR9	GR10	LEA
\$720	\$770	\$802	\$833	\$866	\$902	\$938	\$974	\$1013	\$1055	\$1096	\$1295



6277-W Bar Stool - Tapered Wood Legs - Metal Grid Polished Chrome - Fully Upholstered Shell

COM Yardage: 1.50 Yard

COM	GR1	GR2	GR3	GR4	GR5	GR6	GR7	GR8	GR9	GR10	LEA
\$963	\$1031	\$1071	\$1115	\$1159	\$1205	\$1254	\$1304	\$1356	\$1410	\$1466	\$1735

Note: Due to paint scuffing ERG does not recommend foot ring to be painted.

NOTE: ELLIOT WOOD LEG CHAIRS AND STOOLS HAVE A WEIGHT CAPACITY OF 250 POUNDS

7 PLASTIC SHELL COLORS



black



medium gray



white



red



paprika



soft yellow



ivy green

OPTIONS

Add upcharge to list price and code to model number

FR	CAL 133 (TB 133) Fire Retardant per yard.	\$95	/yd.
MB	Moisture Barrier	\$72	

SFG	Black Gloss or White Color - Metal Grid Only	\$51	
SFF	Black Gloss or White Color - Metal Grid & Foot Ring	\$63	

ELLIOT CHAIR SERIES
BACKLESS BAR STOOL
TAPERED WOOD LEGS

DIMENSIONS	4-Leg (Round Seat)	4-Leg (Square Seat)	4-Leg (Elongated Seat)
Seat Width:	15"	14.5"	15"
Seat Depth:	15"	14.5"	15"
Seat Height:	30"	30"	30"
Overall Width:	19"	19"	19"
Overall Depth:	19"	19"	19"
Qty./Wt. per carton:	1 ea./25 lbs.	1 ea./25 lbs.	1 ea./25 lbs.



BACKLESS STOOL ROUND SEAT

Note: Minimum quantity of 2 backless stools per order.

NOW!
All Wood Stain Colors are Available.

MODEL / DESCRIPTION / LIST PRICING



6272-W Backless Bar Stool (Round Seat)

COM Yardage: 0.75 Yard

COM	GR1	GR2	GR3	GR4	GR5	GR6	GR7	GR8	GR9	GR10	LEA
\$569	\$608	\$632	\$658	\$683	\$711	\$739	\$770	\$800	\$833	\$865	\$1022



6274-W Backless Bar Stool (Square Seat)

COM Yardage: 0.75 Yard

COM	GR1	GR2	GR3	GR4	GR5	GR6	GR7	GR8	GR9	GR10	LEA
\$580	\$621	\$645	\$671	\$698	\$726	\$755	\$785	\$816	\$849	\$883	\$1044



6276-W Backless Bar Stool (Elongated Seat)

COM Yardage: 0.75 Yard

COM	GR1	GR2	GR3	GR4	GR5	GR6	GR7	GR8	GR9	GR10	LEA
\$584	\$625	\$651	\$677	\$703	\$731	\$761	\$792	\$824	\$856	\$891	\$1052

NOTE: ELLIOT WOOD LEG CHAIRS AND STOOLS HAVE A WEIGHT CAPACITY OF 250 POUNDS

OPTIONS

Add upcharge to list price and code to model number

FR	CAL 133 (TB 133) Fire Retardant per yard.	\$95 /yd.	SFG	Black Gloss or White Powder Coat Color - Metal Grid	\$51	
MB	Moisture Barrier	\$72	SFF	Black Gloss or White Color - Metal Grid & Foot Ring	\$63	

Note: Due to paint scuffing ERG does not recommend foot ring to be painted.

DIMENSIONS	4-Leg (Round Seat)	4-Leg (Square Seat)	4-Leg (Elongated Seat)
Seat Width:	15"	14.5"	15"
Seat Depth:	15"	14.5"	15"
Seat Height:	18"	18"	18"
Overall Width:	16"	16"	16"
Overall Depth:	16"	16"	16"
Qty./Wt. per carton:	1 ea./25 lbs.	1 ea./25 lbs.	1 ea./25 lbs.

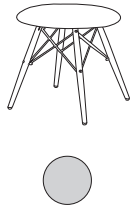


TABOURET WITH ROUND SEAT

Note: Minimum quantity of 2 backless stools per order.

NOW!
All Wood Stain Colors are Available.

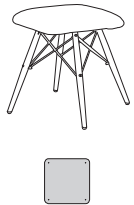
MODEL / DESCRIPTION / LIST PRICING



6284-W Tabouret (Round Seat)

COM Yardage: 0.75 Yard

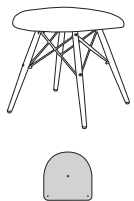
COM	GR1	GR2	GR3	GR4	GR5	GR6	GR7	GR8	GR9	GR10	LEA
\$503	\$538	\$561	\$582	\$605	\$630	\$654	\$681	\$708	\$737	\$766	\$906



6286-W Tabouret (Square Seat)

COM Yardage: 0.75 Yard

COM	GR1	GR2	GR3	GR4	GR5	GR6	GR7	GR8	GR9	GR10	LEA
\$516	\$552	\$574	\$598	\$621	\$647	\$672	\$699	\$727	\$756	\$786	\$929



6288-W Tabouret (Elongated Seat)

COM Yardage: 0.75 Yard

COM	GR1	GR2	GR3	GR4	GR5	GR6	GR7	GR8	GR9	GR10	LEA
\$528	\$566	\$589	\$612	\$636	\$661	\$688	\$717	\$745	\$775	\$805	\$952

NOTE: ELLIOT WOOD LEG CHAIRS AND STOOLS HAVE A WEIGHT CAPACITY OF 250 POUNDS

OPTIONS

Add upcharge to list price and code to model number

FR	CAL 133 (TB 133) Fire Retardant per yard.	\$95	/yd.	SFG	Black Gloss or White Powder Coat Color - Metal Grid	\$51	
MB	Moisture Barrier	\$72					



BAR STOOL - 30" HEIGHT



NOW!
All Wood Stain Colors
are Available.



TABOURET - 18" HEIGHT



NOTE: ALL BAR STOOLS - 30" SEAT HEIGHT
ALL TABOURETS - 18" SEAT HEIGHT

NOTE: ELLIOT WOOD LEG CHAIRS AND STOOLS HAVE A
MAX WEIGHT CAPACITY OF 250 POUNDS

Note: Due to paint scuffing ERG does not recommend foot ring to be painted.





NOTE: ELLIOT WOOD LEG CHAIRS AND STOOLS HAVE A WEIGHT CAPACITY OF 250 POUNDS

ELLIOT OCCASIONAL TABLE

Elliot Series features four wood legs with metal grids. Choose from our large selection of laminate or wood veneer tops.



OCCASIONAL TABLE
TWO BASE MEDIUM WALNUT BASE WITH METAL GRID

NOW!
All Wood Stain Colors
are Available.

ORDERING INFORMATION

- | | |
|--------------------------------|-------------------------------|
| 1) Series Name | 5) Edge Selection |
| 2) Model Number | 6) Grid Metal Selection Color |
| 3) Quantity | 7) Exposed Stained Edge Color |
| 4) Laminate / Veneer Selection | 8) Leg Stain |

ELLIOT SPECIFICATIONS

Table Top

Laminate tops are available in 3/4" thick exposed multi-ply or 3mm edge. Table top core is CARB Phase I & Phase II Compliant. Laminate, wood veneer and phenolic backing are glued with water based adhesives.

Cafe Table Base

Tapered round stained wood legs in beech. Diameter leg is 1.5". Table base has four to eight legs with metal grids.

Metal grid standard in polished chrome.

FINISHES

Laminate/Veneer Selections

ERG offers over 1000 standard laminate choices from Nevamar, Wilsonart, Formica and Pionite. Wood veneer is available in transparent stain colors - custom stain matching available.

Edge Finish:

3mm or exposed multi-ply (natural stain)

OPTIONS

- CODE: SFG-T - Powder Coat Color - Metal Grid (Black gloss or white)



ELLIOT OCCASIONAL TABLE



THREE BASE ELLIOT OCCASIONAL TABLE



SINGLE ROUND TABLE
ULTRA CLEAR MAPLE LEGS



SINGLE 4" RADIUS CORNER TABLE
MEDIUM WALNUT LEGS

MODEL / DESCRIPTION / LIST PRICING

ELLIOT OCCASIONAL SINGLE TABLES | ROUND



Model Number	Model Description	Table Top Size	Table Height	Table Shape	Shpg. Weight	2B, 4B LAMINATE TOP	8G WOOD VENEER TOP
OELL24D	Occasional	24" Dia	17"	round	40 lbs.	\$665	\$730
OELL30D	Occasional	30" Dia	17"	round	45 lbs.	\$783	\$861

ELLIOT OCCASIONAL SINGLE TABLES | 4" RADIUS CORNER



Model Number	Model Description	Table Top Size	Table Height	Table Shape	Shpg. Weight	2B, 4B LAMINATE TOP	8G WOOD VENEER TOP
OELL24S	Occasional	24" x 24"	17"	4" radius corner	50 lbs.	\$690	\$760
OELL30S	Occasional	30" x 30"	17"	4" radius corner	55 lbs.	\$816	\$898

OPTIONS

Add upcharge to list price and code to model number

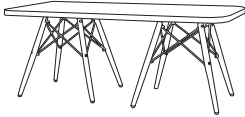
SFG-T Black Gloss or White Powder Coat Color - **Metal Grid** \$51 per base



OCCASIONAL TABLE TWO BASE WITH METAL GRID

MODEL / DESCRIPTION / LIST PRICING

ELLIOT OCCASIONAL TABLE | 4" RADIUS CORNER



Model Number	Model Description	Table Top Size	Table Height	Table Shape	Shpg. Weight	2B 4B LAMINATE TOP	8G WOOD VENEER TOP
OELL2460	Occasional	24" x 60"	17"	rectangle	65 lbs.	\$946	\$1041
OELL3048	Occasional	30" x 48"	17"	rectangle	65 lbs.	\$1073	\$1180
OELL3060	Occasional	30" x 60"	17"	rectangle	65 lbs.	\$1183	\$1301



ELLIOT OCCASIONAL TABLE WITH CAFE CHAIRS

OPTIONS

Add upcharge to list price and code to model number

SFG-T Black Gloss or White Powder Coat Color - **Metal Grid** \$51 per base



BIG ROUND TABLE
ULTRA CLEAR MAPLE LEGS

MODEL / DESCRIPTION / LIST PRICING

ELLIOT OCCASIONAL TABLES | BIG ROUND



Model Number	Model Description	Table Top Size	Table Height	Table Shape	Shpg. Weight	2B 4B LAMINATE TOP	8G WOOD VENEER TOP
OELL48D	Occasional	48" Dia	17"	round	35 lbs.	\$1488	\$1562
OELL54D	Occasional	54" Dia	17"	round	40 lbs.	\$1613	\$1693
OELL60D	Occasional	60" Dia	17"	round	45 lbs.	\$1749	\$1835

ELLIOT OCCASIONAL TABLES | BIG SQUARE | 4" RADIUS CORNER



Model Number	Model Description	Table Top Size	Table Height	Table Shape	Shpg. Weight	2B 4B LAMINATE TOP	8G WOOD VENEER TOP
OELL48S	Occasional	48" Sq	17"	round	35 lbs.	\$1615	\$1696
OELL54S	Occasional	54" Sq	17"	round	40 lbs.	\$1741	\$1828
OELL60S	Occasional	60" Sq	17"	round	45 lbs.	\$1881	\$1974



BIG SQUARE TABLE
MEDIUM WALNUT LEGS

OPTIONS

Add upcharge to list price and code to model number

SFG-T Black Gloss or White Powder Coat Color - **Metal Grid** \$51 per base

ELLIOT CAFE TABLE

Elliot Series features four wood legs with metal grids. Choose from our large selection of laminate or wood veneer tops.



MEDIUM WALNUT BASE WITH METAL GRID

NOW!
All Wood Stain Colors
are Available.

ORDERING INFORMATION

- | | |
|--------------------------------|-------------------------------|
| 1) Series Name | 5) Edge Selection |
| 2) Model Number | 6) Grid Metal Selection Color |
| 3) Quantity | 7) Exposed Stained Edge Color |
| 4) Laminate / Veneer Selection | 8) Leg Stain |

ELLIOT SPECIFICATIONS

Table Top

Laminate tops are available in 3/4" thick exposed multi-ply or 3MM edge. Table top core is CARB Phase I & Phase II Compliant. Laminate, wood veneer and phenolic backing are glued with water based adhesives.

Cafe Table Base

Tapered round stained wood legs in beech. Diameter leg is 1.5". Table base has four legs with metal grids. 29" cafe table height.

Metal grid standard in polished chrome.

Bar Height Table Base

Tapered round stained wood legs in beech. Diameter leg is 1.5". 40" bar height table features no metal grids.

Metal ring standard in polished chrome.

FINISHES

Laminate/Veneer Selections

ERG offers over 1000 standard laminate choices from Nevamar, Wilsonart, Formica and Pionite. Wood veneer is available in transparent stain colors - custom stain matching available.

Edge Finish:

3MM or exposed multi-ply (natural stain)

OPTIONS

- CODE: SFG-T - Powder Coat Color - Metal Grid (Black gloss or white)
- CODE: ULW - Ultra Lightweight Top
- CODE: RAD - 3" Radius Corners for 3MM Edge



ULTRA CLEAR MAPLE FINISH ON ELLIOT CHAIRS AND TABLE

MODEL / DESCRIPTION / LIST PRICING

ELLIOT CAFE TABLES | ROUND



Model Number	Table Top Size	Shpg. Wght.	Base Spread	LAMINATE TOP		VENEER TOP
				GRP 2B/3A	GRP 4B	GRP 8G
ELL30D	30" Dia.	35 lbs.	22"x22"	\$790	\$991	\$1090
ELL36D	36" Dia.	42 lbs.	22"x22"	\$866	\$1199	\$1431

ELLIOT CAFE TABLES | SQUARE



Model Number	Table Top Size	Shpg. Wght.	Base Spread	LAMINATE TOP		VENEER TOP
				GRP 2B/3A	GRP 4B	GRP 8G
ELL24S	24" Sq.	28 lbs.	22"x22"	\$742	\$967	\$979
ELL30S	30" Sq.	35 lbs.	22"x22"	\$810	\$1106	\$1175

NOTE: CAFE TABLE HEIGHT = 29"



NOTE: NO SPECIAL HEIGHTS ON TABLES

OPTIONS

Add upcharge to list price and code to model number

SFG-T	Black Gloss or White Powder Coat Color - Metal Grid	\$51	per base	RAD	3" Radius Corners for 3MM Edge	\$212	per table
ULW	Ultra Lightweight Top	\$201					

MODEL / DESCRIPTION / LIST PRICING

ELLIOT/FORAY BAR HEIGHT TABLES | ROUND



Model Number	Table Top Size	Shpg. Wght.	Base Spread	LAMINATE TOP		VENEER TOP
				GRP 2B/3A	GRP 4B	GRP 8G
ELLH24D	24" Dia.	32 lbs.	25"x25"	\$860	\$1182	\$1300
ELLH30D	30" Dia.	40 lbs.	25"x25"	\$1114	\$1324	\$1440

ELLIOT/FORAY BAR HEIGHT TABLES | SQUARE



Model Number	Table Top Size	Shpg. Wght.	Base Spread	LAMINATE TOP		VENEER TOP
				GRP 2B/3A	GRP 4B	GRP 8G
ELLH24S	24" Sq.	32 lbs.	25"x25"	\$953	\$1216	\$1337
ELLH30S	30" Sq.	40 lbs.	25"x25"	\$1040	\$1390	\$1484

NOTE: BAR HEIGHT TABLE HEIGHT = 40"



OPTIONS

Add upcharge to list price and code to model number

ULW	Ultra Lightweight Top	\$201		RAD	3" Radius Corners for 3MM Edge	\$212	per table
-----	-----------------------	-------	--	-----	--------------------------------	-------	-----------

ELOS WOOD SERIES

Elos has a wood backrest and seat. Also available with upholstered seat or fully upholstered, frames offered with or without arms and in bar stool heights.



SIDE CHAIR WITH ROUND HOLE CUTOUT OPTION



BAR STOOL WITH UPHOLSTERED SEAT AND ROUND HOLE CUTOUT OPTION

ORDERING INFORMATION

To Order Please Specify:

- 1) Series Name
- 2) Model Number
- 3) Quantity
- 4) Wood Stain Finish Color
- 5) Frame Color
- 6) Fabric Grade & Number
- 7) Optional Items
- 8) Back Cutouts
- 9) Engraving

ELOS GENERAL SPECIFICATIONS

Shell

- Contoured seat and backrest made of .50" thick, multi-ply Beech wood, available in transparent wood stain colors.
- Backrest measures 11.5" high by 17" wide.

Upholstery

- Seat is upholstered over 1" foam.
- Seat and/or back can be upholstered with choice of fabric, vinyl, crypton, leather or approved COM.

Frame

- .75" diameter, 14 gauge steel tubing with hand brazed welds.
- Available in 4-leg, 4-leg with arms, bar stool and bar stool with arms.

Glides

- Factory installed self leveling steel glides.

Stacking

- Elos stacks 4 high on the floor up to 6 on a dolly.

COLORS / FINISHES

Wood Stain Finish Colors:

- Standard wood stain colors.
- Contrasting stain colors available.

Frame Finish Colors:

- Standard powder coat colors.

OPTIONS

- CODE: FR - CAL 133 (TB 133) Fire Retardant
- CODE: MB - Moisture Barrier
- CODE: WAC - Wood Arm Caps
- CODE: RD - Round hole cutout back design
- CODE: ENG - Laser Engraving
- CODE: TT - Two Tone stain colors, inside and outside back
For plain, no hole design
- CODE: CS - Contrasting Stain Colors, Seat and Back
- CODE: CH - Counter Height (24" seat height)
- CODE: SH - Specialty Height (any custom height)
- CODE: 2FO/C - Two Fabric Option

CHAIRS	WEIGHT LIMIT
Metal Legs	350 lbs.



TWO TONE



SOLID BACK




LASER ENGRAVED



CONTRASTING SEAT/BACK



ROUND HOLE BACK DESIGN



WOOD ARM CAPS

DIMENSIONS	Chair	w/arms
Seat Width:	16.5"	16.5"
Seat Depth:	17.5"	17.5"
Seat Height:	18.25"	18.25"
Arm Height:	26"	26"
Back Height:	33.5"	33.5"
Overall Width:	18"	23"
Overall Depth:	18"	18"
Qty./Wt. per carton:	3 ea./48 lbs.	3 ea./48 lbs.



SIDE CHAIR, WOOD SEAT & BACK



SIDE CHAIR, FULLY UPHOLSTERED

MODEL / DESCRIPTION / LIST PRICING



240 4-Leg Side Chair

Chair
\$538

243 4-Leg Side Chair with Upholstered Seat

COM Yardage: 0.75 Yard

COM	GR1	GR2	GR3	GR4	GR5	GR6	GR7	GR8	GR9	GR10	LEA
\$562	\$603	\$626	\$652	\$677	\$705	\$732	\$762	\$792	\$824	\$857	\$1013

245 4-Leg Side Chair with Upholstered Seat and Back

COM Yardage: 1.5 Yards

COM	GR1	GR2	GR3	GR4	GR5	GR6	GR7	GR8	GR9	GR10	LEA
\$589	\$629	\$655	\$680	\$709	\$736	\$766	\$796	\$828	\$862	\$896	\$1059



241 4-Leg Side Chair with Arms

Chair
\$680

244 4-Leg Side Chair with Arms - Upholstered Seat

COM Yardage: 0.75 Yard

COM	GR1	GR2	GR3	GR4	GR5	GR6	GR7	GR8	GR9	GR10	LEA
\$706	\$756	\$786	\$818	\$850	\$884	\$920	\$956	\$994	\$1034	\$1075	\$1271

252 4-Leg Side Chair with Arms - Upholstered Seat and Back

COM Yardage: 1.5 Yards

COM	GR1	GR2	GR3	GR4	GR5	GR6	GR7	GR8	GR9	GR10	LEA
\$730	\$782	\$813	\$846	\$880	\$915	\$952	\$990	\$1030	\$1070	\$1113	\$1316

OPTIONS

Add upcharge to list price and code to model number

FR	CAL 133 (TB 133) Fire Retardant per yard.	\$95	/yd.
MB	Moisture Barrier - Per Seat	\$72	
WAC	Wood Arm Caps	\$114	
RD	Round Hole Back Cutouts	\$80	

ENG	Laser Engraving Back Design*	\$90	
TT	Two Tone Stain Colors	\$80	
CS	Contrasting Stain Colors, Seat and Back	\$84	
2FO/C	2 Fabric Option	\$52	

*One time setup fee of \$260. Minimum 12 chairs (of same design and series)

DIMENSIONS	Bar Stool	w/arms
Seat Width:	16.5"	16.5"
Seat Depth:	17.5"	17.5"
Seat Height:	30"	30"
Arm Height:	39"	39"
Back Height:	43"	43"
Overall Width:	18"	23"
Overall Depth:	18"	18"
Qty./Wt. per carton:	1 ea./36 lbs.	1 ea./36 lbs.

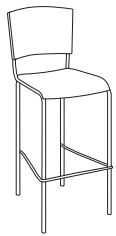


BAR STOOL, UPHOLSTERED SEAT



BAR STOOL WITH ARMS, UPHOLSTERED SEAT

MODEL / DESCRIPTION / LIST PRICING



248 Maple wood Bar Stool

Chair
\$755

249 Bar Stool with Upholstered Seat

COM Yardage: 0.75 Yard

COM	GR1	GR2	GR3	GR4	GR5	GR6	GR7	GR8	GR9	GR10	LEA
\$779	\$834	\$869	\$903	\$938	\$977	\$1015	\$1056	\$1099	\$1142	\$1187	\$1404

242 Bar Stool with Upholstered Seat and Back

COM Yardage: 1.5 Yards

COM	GR1	GR2	GR3	GR4	GR5	GR6	GR7	GR8	GR9	GR10	LEA
\$807	\$862	\$896	\$932	\$969	\$1008	\$1049	\$1091	\$1134	\$1179	\$1226	\$1450



250 Maple wood Bar Stool with Arms

Chair
\$874

251 Bar Stool with Arms - Upholstered Seat

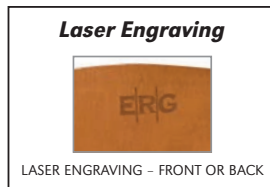
COM Yardage: 0.75 Yard

COM	GR1	GR2	GR3	GR4	GR5	GR6	GR7	GR8	GR9	GR10	LEA
\$924	\$989	\$1027	\$1068	\$1112	\$1156	\$1202	\$1249	\$1299	\$1352	\$1406	\$1662

246 Bar Stool with Arms - Upholstered Seat and Back

COM Yardage: 1.5 Yards

COM	GR1	GR2	GR3	GR4	GR5	GR6	GR7	GR8	GR9	GR10	LEA
\$948	\$1014	\$1055	\$1098	\$1141	\$1186	\$1234	\$1283	\$1335	\$1389	\$1443	\$1707



OPTIONS

Add upcharge to list price and code to model number

FR	CAL 133 (TB 133) Fire Retardant per yard.	\$95	/yd.
MB	Moisture Barrier - Per Seat	\$72	
WAC	Wood Arm Caps	\$114	
RD	Round Hole Back Cutouts	\$80	
ENG	Laser Engraving Back Design*	\$90	

TT	Two Tone Stain Colors	\$80	
CS	Contrasting Stain Colors, Seat and Back	\$84	
CH	Counter Height (24" seat height)	\$30	
SH	Specialty Height (any custom height)	\$30	
2FO/C	2 Fabric Option	\$52	

*One time setup fee of \$260. Minimum 12 chairs (of same design and series)

FLAIR LOUNGE

The Flair Lounge design includes polished chrome or brushed aluminum legs in one, two or three seat lounges.



FLAIR SINGLE SEAT LOUNGE WITH TABLET ARM, STORAGE SHELF AND OPTIONAL CASTERS



FLAIR TWO SEAT LOUNGE WITH BRUSHED ALUMINUM LEGS

ORDERING INFORMATION

To Order Please Specify:

- 1) Series Name
- 2) Model Number
- 3) Quantity
- 4) Metal Leg Finish Color
- 5) Fabric Grade & Number
- 6) Optional Items

FLAIR GENERAL SPECIFICATIONS

Frame Construction

Frame assembly is constructed of multi-ply hardwood, with tongue and groove construction. All foam is fully bonded to frame. Seat cushions are 4" graded high resiliency (H.R.) block foam with back 2" (H.R.) foam, covered entirely with special bonded polyester fiber to protect final upholstery. No-sag springs are installed in seat & back along with interlocking helicoil springs to prevent sagging and provide additional lower back and seat support.

Upholstery

Seat and back are covered in choice of fabric, vinyl, crypton, leather or COM. ERG uses only water based glues and adhesives in our upholstery process.

Legs

Standard polished chrome or brushed aluminum legs. Optional powder coat colors or solid maple wood legs available.

Note:

- Tablet orders of 5 or less - choice of 4 standard laminate colors: Wilsonart Black 1595-60, Wilsonart Montana Walnut 7110K-78, Formica Brite White 459-58, or Nevamar Silver Alu Metalx MXT003
- Tablet orders of 6 or more - any choice standard laminate colors.

COLORS / FINISHES

Metal Legs Finish Colors:

Polished chrome or brushed aluminum is standard with optional powder coat colors available.

Solid Maple Wood Legs Stain Colors:

Transparent wood stain colors.

Metal Handle Grip Colors:

Powder coat or polished chrome.

Wood Armcaps:

All standard wood stain colors.

OPTIONS

- CODE: FR - CAL 133 (TB 133) Fire Retardant
- CODE: MB - Moisture Barrier
- CODE: SF - Optional powder coat finish - Legs
- CODE: WOD - Solid Maple Wood Legs
- CODE: CAS4 - 4" Casters
- CODE: 2FO - Two Fabric Option
- CODE: 3FO - Three Fabric Option
- CODE: FWC - Flair Wood Arm Caps
- CODE: AHG - Metal Hand Grip (Powder Coat Color)
- CODE: AHG/PC - Metal Hand Grip in Polished Chrome
- CODE: SSI - Laminated Inset Storage Shelf. White or Black
- CODE: CUP - Plastic Cup Holder (Black)
- CODE: TAB() - Non-Removable Swivel Tablet (shape A, B or C, left or right arm)
- CODE: TABR1() - Removable Swivel Tablet (laminated shape A, B or C specify left or right arm)
- CODE: TABR2() - Removable Swivel Tablet (laminated shape A, B or C with opening for tablet on both arms)
- CODE: LAM5 - Non-standard laminate for 5 or less tablets see options for upcharge
- CODE: SST - Solid Surface Tablet Arm (add to Tablet option)
- CODE: SS5 - Non-standard Solid Surface top for 5 or less tablets
- CODE: CO - Cleanout up to 50"
- CODE: CO1 - Cleanout over 50"

Note: Factory installed power/data available, See accessories online under 'Products' tab.

SOFT SEATING	WEIGHT LIMIT
1 Seat	500 lbs.
2 Seat	1000 lbs.
3 Seat	1500 lbs.



BACK VIEW SHOWN WITH HAND GRIP & REMOVABLE TABLET



MAPLE WOOD LEGS



4" CASTERS



TABLET HARDWARE



SOLID SURFACE TABLET OPTION



CUP HOLDER

DIMENSIONS	Single Seat	Two Seat	Three Seat
Seat Width:	23"	48"	67"
Seat Depth:	19.5"	19.5"	19.5"
Seat Height:	17.5"	17.5"	17.5"
Arm Height:	23.5"	23.5"	23.5"
Back Height:	32"	32"	32"
Overall Width:	34"	59"	78"
Overall Depth:	28"	28"	28"
Qty./Wt.:	1 ea./85 lbs.	1 ea./155 lbs.	1 ea./190 lbs.



FLAIR SINGLE SEAT LOUNGE

MODEL / DESCRIPTION / LIST PRICING

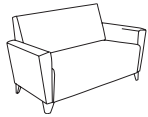


3495 Arm Chair - fully upholstered



COM Yardage: 6 Yds. / Back: 2 Yds. / Seat: 1.5 Yds. / Arms: 2.5 Yds.

COM	GR1	GR2	GR3	GR4	GR5	GR6	GR7	GR8	GR9	GR10	LEA
\$1800	\$1926	\$2004	\$2084	\$2167	\$2254	\$2344	\$2437	\$2536	\$2636	\$2742	\$3241




3498 Two Seat Lounge - fully upholstered

COM Yardage: 8.5 Yds. / Back: 3.5 Yds. / Seat: 2.5 Yds. / Arms: 2.5 Yds.

COM	GR1	GR2	GR3	GR4	GR5	GR6	GR7	GR8	GR9	GR10	LEA
\$2581	\$2762	\$2873	\$2986	\$3108	\$3231	\$3360	\$3495	\$3634	\$3780	\$3932	\$4647

COM Yardage (Optional two fabrics):



3499 Three Seat Lounge - fully upholstered

COM Yardage: 10.5 Yds. / Back: 4.5 Yds. / Seat: 3.5 Yds. / Arms: 2.5 Yds.

COM	GR1	GR2	GR3	GR4	GR5	GR6	GR7	GR8	GR9	GR10	LEA
\$3182	\$3404	\$3540	\$3682	\$3829	\$3982	\$4141	\$4307	\$4479	\$4658	\$4845	\$5727

TABLET SHAPES

Three Tablet Shapes::

Choose from the three shapes shown and specify; A, B or C and left or right (outside tablet) when ordering.

Example: TABF-(A) Left - this would be a fixed shape A tablet on the left side (when seated).

Laminate Top:

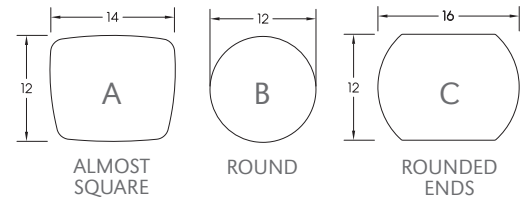
Tablet orders of 5 or less have 4 standard laminate colors:

- Wilsonart Black 1595-60
- Wilsonart Montana Walnut 7110K-78
- Formica Brite White 459-58
- Nevamar Silver Alu Metalx MXT003

Solid Surface Top:

Tablet orders of 5 or less have 4 standard Corian colors:

- Bone
- Bronzite
- Glacier White
- Silver Grey



OPTIONS

Add upcharge to list price and code to model number

FR	CAL 133 (TB 133) Fire Retardant per yard	\$95	/yd.
MB	Moisture Barrier - per seat	\$133	
SF	Powder coat finish - legs	\$13	ea.
WOD	Solid Maple Wood Legs	\$25	ea.
CAS4	4" Casters	\$32	ea.
2FO	Two Fabric Option	\$104	
3FO	Three Fabric Option	\$157	
FWC	Flair Wood Arm Caps	\$133	
AHG	Metal Hand Grip (Powder Coat Color) - per seat	\$159	
AHG/PC	Metal Hand Grip in Polished Chrome - per seat	\$210	

SSI	Inset Storage Shelf	\$366	
CUP	Plastic Cup Holder (Black)	\$101	
TAB(-)	Swivel Tablet Non-Removable (specify A, B or C, left or right arm)	\$419	
TABR1(-)	Removable Tablet (specify A, B or C, left or right arm)	\$498	
TABR2(-)	Removable Tablet (specify A, B or C both arm openings)	\$604	
LAM5	Non-standard laminate (5 tablets or less)	\$265	ea. tablet
SST	Solid Surface Tablet Arm - add to tablet option	\$133	
SS5	Non-standard Solid Surface (5 tablets or less)	Call For Quote	
CO	Clean out (overall width up to 50")	\$265	
CO1	Clean out (overall width over 50")	\$408	

FLATCUT

Flatcut Series has a round cast iron base with a steel cover. This series is an ERG special economically priced offering.



ROUND TOP
BLACK TEXTURE FINISH



SQUARE TOP
POLISHED CHROME FINISH



BAR HEIGHT
POLISHED CHROME FINISH

ORDER INFORMATION

- | | |
|----------------------------|-------------------------------|
| 1) Series Name | 6) Laminate Selection and No. |
| 2) Model Number | 7) Edge Style Code and Color |
| 3) Size | 8) Wood Species |
| 4) Quantity | 9) Wood Stain Color |
| 5) Powder Coat Frame Color | 10) Optional Items |

FLATCUT BASE SPECIFICATIONS

Flatcut Base

- Table Height** Table height is 29" to 30" depending on table top specified. Bar Height table is 42".
- Column** 3", 14 gauge round steel tubing or optional wood.
- Base** Base has a 17" 22" and 28" base spread of cast iron with steel cover.
- Plate** 10" x 10" square • 12" X 12" square
14" X 14" square • 24" x 24" square
- Glides** Adjustable zinc rubber cushion glides
- Assembly** Base mounts to tabletop with ¼-20 x 1" machine screws into metal inserts in top.
NO WOOD SCREWS ARE USED.

Table Top

Table top core is CARB Compliant 1.25" particle board. Laminate, wood veneer and phenolic backing are glued with water based adhesives.

Edge Selections

ERG offers a wide variety of table top edge materials including PVC, wood, aluminum and resin/urethane.

FINISHES

Table Bases and Legs


Finished in standard powder coat colors.

Laminate/Veneer Selections

ERG offers over 1000 standard laminate choices from Nevamar, Wilsonart, Formica and Pionite. Wood veneer is available in transparent stain colors - custom stain matching available.

OPTIONS

- CODE: PC - Polished Chrome base
- CODE: STH - Special Table Height (any table height other than 29" or bar height).
- CODE: RP - Painted Footring for Bar Height
- CODE: RC - Polished Chrome Footring for Bar Height
- CODE: WC - Wood Column for Café Height base
- CODE: GD - Ganging
- CODE: ULW - Ultra Lightweight Top
- CODE: RAD - 3" Radius Corners for 3MM Edge



FLATCUT BASE DETAIL
BLACK TEXTURE FINISH



OPTIONAL
SQUARE WOOD COLUMN

MODEL / DESCRIPTION / LIST PRICING

FLATCUT | CAFE | ROUND

	Model Number	Table Top Size	Shpg. Wght.	Base Spread	LAMINATE TOP ASSORTED EDGES							VENEER TOP	
					GRP 1	GRP 2	GRP 3	GRP 4	GRP 5	GRP 6	GRP 7	GRP 8	GRP 9
ROUND	HFLT24D	24" Dia.	38	17"	\$441	\$450	\$512	\$564	\$670	\$759	\$864	\$1175	\$1322
	HFLT30D	30" Dia.	55	22"	\$519	\$531	\$612	\$682	\$822	\$939	\$1079	\$1412	\$1557
	HFLT36D	36" Dia.	88	22"	\$606	\$620	\$719	\$804	\$973	\$1114	\$1284	\$1661	\$1818
	HFLT42D	42" Dia.	100	28"	\$725	\$743	\$872	\$982	\$1203	\$1387	\$1607	\$2021	\$2176
	HFLT48D	48" Dia.	120	28"	\$907	\$929	\$1085	\$1219	\$1486	\$1709	\$1976	\$2512	\$2723

FLATCUT | CAFE | SQUARE

	Model Number	Table Top Size	Shpg. Wght.	Base Spread	LAMINATE TOP ASSORTED EDGES							VENEER TOP	
					GRP 1	GRP 2	GRP 3	GRP 4	GRP 5	GRP 6	GRP 7	GRP 8	GRP 9
SQUARE	HFLT24S	24" Sq.	48	17"	\$439	\$448	\$512	\$567	\$676	\$768	\$877	\$1178	\$1316
	HFLT2430S	24x30 Sq.	53	22"	\$470	\$481	\$555	\$619	\$748	\$854	\$983	\$1282	\$1410
	HFLT30S	30" Sq.	69	22"	\$511	\$522	\$604	\$674	\$814	\$931	\$1071	\$1394	\$1532
	HFLT36S	36" Sq.	111	22"	\$614	\$629	\$731	\$818	\$992	\$1138	\$1312	\$1689	\$1843
	HFLT42S	42" Sq.	125	28"	\$943	\$962	\$1090	\$1201	\$1421	\$1605	\$1826	\$2502	\$2827

FLATCUT | CAFE | RECTANGLE

	Model Number	Table Top Size	Shpg. Wght.	Base Spread	LAMINATE TOP ASSORTED EDGES							VENEER TOP	
					GRP 1	GRP 2	GRP 3	GRP 4	GRP 5	GRP 6	GRP 7	GRP 8	GRP 9
RECTANGLE	HFLT2448	24x48 Sq.	70	2-17"	\$734	\$749	\$852	\$940	\$1116	\$1263	\$1440	\$1956	\$2200
	HFLT2460	24x60 Sq.	79	2-17"	\$767	\$783	\$897	\$995	\$1191	\$1354	\$1550	\$2065	\$2299
	HFLT3048	30x48 Sq.	79	2-17"	\$826	\$842	\$955	\$1052	\$1247	\$1409	\$1603	\$2192	\$2474
	HFLT3060	30x60 Sq.	90	2-22"	\$871	\$890	\$1019	\$1130	\$1352	\$1536	\$1758	\$2345	\$2612

Note: When optional base finish is required, please multiply upcharge by 2 for tables supported with an extra base.

FLATCUT | BAR HEIGHT

	Model Number	Table Top Size	Shpg. Wght.	Base Spread	LAMINATE TOP ASSORTED EDGES							VENEER TOP	
					GRP 1	GRP 2	GRP 3	GRP 4	GRP 5	GRP 6	GRP 7	GRP 8	GRP 9
ROUND	HFLTH24D	24" Dia.	59	17"	\$555	\$564	\$625	\$678	\$784	\$872	\$978	\$1425	\$1661
	HFLTH30D	30" Dia.	83	22"	\$590	\$601	\$683	\$753	\$893	\$1010	\$1150	\$1568	\$1768
	HFLTH36D	36" Dia.	111	28"	\$775	\$789	\$888	\$973	\$1142	\$1284	\$1453	\$2033	\$2323
SQUARE	HFLTH36S	36" Dia.	111	28"	\$784	\$798	\$900	\$987	\$1162	\$1307	\$1482	\$2061	\$2348

OPTIONS

Add upcharge to list price and code to model number

PC	Polished Chrome, for each 17" base.	\$80	
PC	Polished Chrome, for each 22" base.	\$117	
PC	Polished Chrome, for each 28" base.	\$170	
STH	Special Table Height, for height other than 29"	\$159	per base
RP	Painted Footring - each base	\$117	

RC	Polished Chrome Footring - each base	\$138	
GD	Ganging per table	\$101	
ULW	Ultra Lightweight Top	\$201	
RAD	3" Radius Corners for 3MM Edge	\$212	per table



FLIP-TOP T BASE W/ OPTIONAL WHITE CASTERS



FLIPPED-UP AND NESTED

ORDERING INFORMATION

- | | |
|----------------------------|-------------------------------|
| 1) Series Name | 6) Laminate Selection and No. |
| 2) Model Number | 7) Edge Style Code and Color |
| 3) Size | 8) Wood Species |
| 4) Quantity | 9) Wood Stain Color |
| 5) Powder Coat Frame Color | 10) Optional Items |

FLIGHT TRAINING BASE SPECIFICATIONS

Flight T Base

Table Height	Table height is 29" to 30" depending on table top specified.
Column	2" round 14 gauge
Base	Laser-cut 12 gauge stamped steel plate – 16", 22" and 26" spreads
Plate	6" x 8" square
Glides	Adjustable zinc rubber cushion steel glides
Assembly	Top plate is welded to the vertical column and the vertical column is welded to the horizontal base. No tie rod assembly. Base mounts to tabletop with ¼-20 x 1" machine screws into metal inserts in top. Stretcher steel bars are used on tops 72" and longer.
Finish	Choice of standard powder coat colors – See "Color Selections" brochure

Flip-Top Mechanism

Aluminum die-cast top plate and aluminum housing with single handle cable release.

Folding Mechanism

Lightweight nylon injection molded housing, cast aluminum pivot and metal locking slider. Rigid, taper locking design is activated by single lever that also locks in folded position.

TABLE TOP SPECIFICATIONS

Table Tops

Table top core is CARB Phase I & Phase II Compliant. Laminate, wood veneer and phenolic backing are glued with water based adhesives.

Ultra-Lightweight Table Tops

Ultra-lightweight tables have an exceptionally strong manufactured MDF top made from 100% recovered and recycled wood fiber with at least 25% post-industrial recycled fiber; the balance consisting of recovered waste fiber. Ultra-light tables are 18% lighter than standard tables.

FINISHES

Laminate/Veneer Selections

ERG offers over 1000 standard laminate choices from Nevamar, Wilsonart, Formica and Pionite. Wood veneer is available in transparent stain colors - custom stain matching available.


Edge Selections:

ERG offers a wide variety of table top edge materials including PVC, wood, aluminum and resin/urethane. Special Edge Note: When ganging or butting tables together, ERG recommends using 3MM flat edge or flat wood edge. Square tables using PVC **T-MOLD** edge will have a 2" radius on all corners..


OPTIONS

- CODE: FLIP-T - Flip-Top mechanism per table
- CODE:ASB - Anti-Sag Bar for tables under 72"
- CODE: FOLD - Lightweight Folding Leg Mechanism per table
- CODE: CAS3 - 3" Locking Casters - Black
- CODE: CAS-W - 3" Locking Casters – White
- CODE: ULW - Ultra-lightweight table top
- CODE: GD - Ganging per table
- CODE: RAD - 3" Radius Corners for 3MM Edge
- CODE: FTBH – Flip top support bar for rectangular bar height tables. (Maximum table top size 30x72)
- TABLE ACCESSORIES – Modesty Panels, Bridges, Grommets, Wire Management, Power & Communication Options, Table Dollies – See accessories online under 'Products' tab.


Note: When ordering modesty panel, table and panel must have 3MM edge.



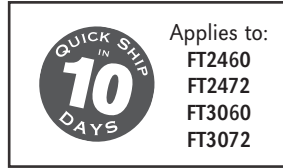
STEEL GLIDE
DETAIL



CASTERS IN
BLACK
OR WHITE



FLIP-TOP
MECHANISM



MODEL / DESCRIPTION / LIST PRICING

FLIGHT | RECTANGLE



Model Number	Table Top Size	Shpg. Wght.	Base Spread	LAMINATE TOP ASSORTED EDGES								VENEER TOP	
				GRP 1	GRP 2	GRP 3	GRP 4	GRP 5	GRP 6	GRP 7	GRP 8	GRP 9	
FT1836	18 X 36	54	2-16T	\$611	\$625	\$715	\$793	\$950	\$1080	\$1235	\$1649	\$1833	
FT1848	18 X 48	61	2-16T	\$646	\$659	\$762	\$851	\$1028	\$1174	\$1349	\$1759	\$1936	
FT1860	18 X 60	68	2-16T	\$678	\$695	\$811	\$907	\$1105	\$1268	\$1465	\$1873	\$2037	
FT1872	18 X 72	75	2-16T	\$843	\$863	\$989	\$1096	\$1314	\$1493	\$1709	\$2275	\$2531	
FT1884	18 X 84	81	2-16T	\$900	\$919	\$1066	\$1192	\$1441	\$1651	\$1899	\$2462	\$2697	
FT1896	18 X 96	88	2-16T	\$933	\$957	\$1114	\$1248	\$1518	\$1744	\$2013	\$2576	\$2801	
FT2436	24 X 36	61	2-22T	\$712	\$727	\$839	\$933	\$1124	\$1282	\$1473	\$1933	\$2134	
FT2448	24 X 48	70	2-22T	\$753	\$773	\$898	\$1006	\$1222	\$1402	\$1618	\$2075	\$2262	
FT2460	24 X 60	79	2-22T	\$796	\$816	\$958	\$1079	\$1320	\$1521	\$1763	\$2220	\$2392	
FT2472	24 X 72	88	2-22T	\$969	\$992	\$1149	\$1282	\$1551	\$1772	\$2039	\$2652	\$2911	
FT2484	24 X 84	97	2-22T	\$1034	\$1061	\$1239	\$1393	\$1699	\$1954	\$2260	\$2869	\$3106	
FT2496	24 X 96	106	2-22T	\$1077	\$1105	\$1299	\$1465	\$1796	\$2072	\$2403	\$3011	\$3237	
FT3036	30 X 36	68	2-22T	\$750	\$768	\$893	\$1000	\$1212	\$1391	\$1604	\$2062	\$2250	
FT3048	30 X 48	79	2-22T	\$801	\$821	\$965	\$1086	\$1331	\$1535	\$1780	\$2237	\$2406	
FT3060	30 X 60	90	2-22T	\$852	\$876	\$1035	\$1175	\$1449	\$1680	\$1955	\$2408	\$2563	
FT3072	30 X 72	102	2-22T	\$1035	\$1061	\$1241	\$1394	\$1700	\$1955	\$2261	\$2871	\$3107	
FT3084	30 X 84	113	2-22T	\$1110	\$1137	\$1344	\$1518	\$1869	\$2161	\$2513	\$3119	\$3332	
FT3096	30 X 96	124	2-22T	\$1160	\$1193	\$1414	\$1605	\$1988	\$2306	\$2687	\$3291	\$3487	
FT3648	36 X 48	88	2-26T	\$881	\$904	\$1067	\$1208	\$1487	\$1720	\$1999	\$2478	\$2645	
FT3660	36 X 60	102	2-26T	\$941	\$967	\$1153	\$1310	\$1626	\$1889	\$2205	\$2683	\$2829	
FT3672	36 X 72	115	2-26T	\$1133	\$1161	\$1368	\$1542	\$1896	\$2189	\$2542	\$3174	\$3403	
FT3684	36 X 84	129	2-26T	\$1217	\$1248	\$1484	\$1683	\$2086	\$2420	\$2821	\$3450	\$3652	
FT3696	36 X 96	142	2-26T	\$1276	\$1313	\$1568	\$1786	\$2225	\$2590	\$3028	\$3654	\$3836	



Note: FTBH option is required with STH option when ordering rectangle flip-top tables over 29" table height.

OPTIONS

Add upcharge to list price and code to model number

FLIP-T	Flip-Top per table	\$379	
ASB	Anti-Sag Bar for tables under 72"	\$85	
FOLD	Lightweight Folding Leg Mechanism per table	\$316	
CAS3	3" Locking Casters - Black (2 Casters per T-leg)	\$27	ea.
CAS-W	3" Locking Casters - White	\$32	ea.

ULW	Ultra-lightweight table top	\$201	
GD	Ganging per table	\$101	
RAD	3" Radius Corners for 3MM Edge	\$212	per table
FTBH	All T-base bar height tables with flip top	\$318	



TRAPEZOID TOP WITH FLIP TOP AND CASTER OPTIONS

MODEL / DESCRIPTION / LIST PRICING

FLIGHT | HALF-ROUND



HALF ROUND

Model Number	Table Top Size	Shpg. Wght.	Base Spread	LAMINATE TOP ASSORTED EDGES								VENEER TOP	
				GRP 1	GRP 2	GRP 3	GRP 4	GRP 5	GRP 6	GRP 7	GRP 8	GRP 9	
FTHR2448	24 X 48	70	2-16T	\$1242	\$1300	\$1535	\$1681	\$2121	\$2490	\$2928	\$3479	\$3624	
FTHR3060	30 X 60	90	2-22T	\$1416	\$1487	\$1762	\$1933	\$2451	\$2881	\$3397	\$3996	\$4137	
FTHR3672	36 X 72	115	2-26T	\$1575	\$1656	\$1981	\$2186	\$2795	\$3306	\$3915	\$4507	\$4595	

FLIGHT | TRAPEZOID



TRAPEZOID

Model Number	Table Top Size	Shpg. Wght.	Base Spread	LAMINATE TOP ASSORTED EDGES								VENEER TOP	
				GRP 1	GRP 2	GRP 3	GRP 4	GRP 5	GRP 6	GRP 7	GRP 8	GRP 9	
FTT2448	24 x 48	70	2-16T	\$1061	\$1104	\$1271	\$1373	\$1684	\$1945	\$2256	\$2860	\$3101	
FTT2460	24 x 60	79	2-22T	\$1125	\$1167	\$1331	\$1435	\$1745	\$2003	\$2314	\$2994	\$3283	
FTT3060	30 x 60	90	2-22T	\$1171	\$1217	\$1397	\$1510	\$1847	\$2129	\$2469	\$3145	\$3419	
FTT3672	36 x 72	115	2-26T	\$1372	\$1433	\$1674	\$1823	\$2274	\$2649	\$3100	\$3781	\$4007	

Note: FTBH option is required with STH option when ordering rectangle flip-top tables over 29" table height.

OPTIONS

Add upcharge to list price and code to model number

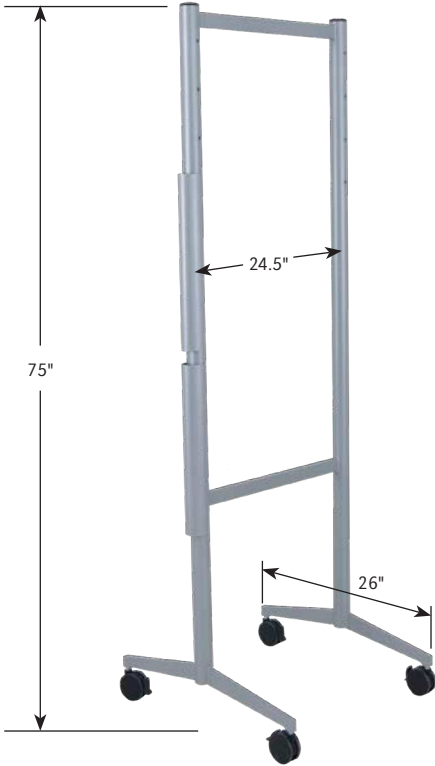
FLIP-T	Flip-Top per table	\$379	
ASB	Anti-Sag Bar for tables under 72"	\$85	
FOLD	Lightweight Folding Leg Mechanism per table	\$316	
CAS3	3" Locking Casters - Black (2 Casters per T-leg)	\$27	ea.

CAS-W	3" Locking Casters - White	\$32	ea.
ULW	Ultra-lightweight table top	\$201	
GD	Ganging per table	\$101	
FTBH	All T-base bar height tables with flip top	\$318	

FLIGHT TV / MONITOR STAND

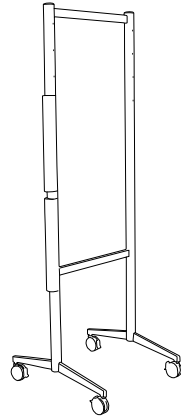
Complement and save space in any classroom or training area with the sleek Flight Mobile TV/Monitor Stand. The frame is constructed with 2" steel tubing and finished in any of our powder coat colors. 3" mobile casters are included.

Note: Max TV Size 40"



UNIVERSAL TV MOUNT INSERTS

DIMENSIONS	TV / Monitor Stand
Overall Width:	24.5"
Overall Height:	75"
Base Spread:	26"
Qty./Wt. per carton:	1 ea./40 lbs.



FTS 100 Flight TV/Monitor Stand

3" Casters Included
\$1001

FLIGHT TV / MONITOR STAND



BRIO FLIP CHAIRS, FLIGHT TRAINING TABLES AND TV STAND

Foray Specifications 2



Foray chair (metal frame)..... 3



Foray chair (wood bold legs) 4



Foray bar stool 5



Foray bar stool (wood bold legs)..... 6



Foray Features 7-12



FORAY

Foray series is a sturdy lightweight chair that has a distinct dynamic contour design and style. The Foray offers a upholstered seat insert option in your choice of fabric on a welded steel frame or wood legs.



CAFÉ CHAIR WOOD LEGS



BAR STOOL METAL LEGS

ORDERING INFORMATION

To Order Please Specify:

- 1) Series Name
- 2) Model Number
- 3) Quantity
- 4) Wood Stain Color
- 5) Optional Powder Coat Color
- 6) Fabric Grade and Number
- 7) Optional Items

GENERAL SPECIFICATIONS

Shell

- Foray chair is a one piece polypropylene shell featuring a sleek dynamic style contoured all around. Very sturdy. The Foray also offers a wide clean out area and a gentle flex back. Seat is slightly inclined for a better sit.

Note: Molded polypropylene material is shatter proof and scratch resistant.

Upholstery

- Foray upholstered seat insert .5" high resiliency foam.
- Seat can be upholstered with choice of fabric, vinyl, crypton, leather or approved COM.

Metal Frame

- Foray 4-leg frames are fully welded 14-gauge, 1" diameter tubular steel.

Wood Legs (Stained Beech wood)

- Foray 4-leg wood stain in any standard stain color. Comes standard with white X bracket
- Tapered solid wood legs 1.25"-1.75".
- Welded under seat steel leg bracket - painted in white.
- Bar stool with wood legs comes with standard chrome foot ring.
- **Wood Leg Chairs and Stools have a 250 lb. weight limit.**

Glides

- Factory installed self leveling steel glides
- Plastic glides for wood.
- Poly underseat plate always in white (wood legs).

Stacking

- Foray chairs do not stack
- Foray chairs will ship one chair per box

CHAIRS	WEIGHT LIMIT
Metal Legs	350 lbs.
Wood Legs	250 lbs.

COLORS / FINISHES

Metal Frame Finish Colors

Standard polished chrome frame finish.

- Standard powder coat colors available with upcharge.

8 Shell Colors:

- Black
- Beige
- Medium Gray
- Soft Yellow
- White
- Paprika
- Red
- Ivy Green

OPTIONS

- CODE: FR - CAL 133 (TB 133) Fire Retardant
- CODE: MB - Moisture Barrier.
- CODE: SF - Powder Coat Color Finish
- CODE: CH - Counter Height (24" seat height) Metal Only
- CODE: SH - Special Height (any custom height) Metal Only



FORAY CAFÉ CHAIR WITH UPHOLSTERED SEAT INSERT

DIMENSIONS	Café Chair
Inside Width:	18"
Seat Height:	18"
Overall Depth:	22"
Overall Width:	21"
Overall Height:	31"
Qty./Wt. per carton:	1 ea./14 lbs.



CAFÉ CHAIR
WITH UPHOLSTERED SEAT INSERT



CAFÉ CHAIR

MODEL / DESCRIPTION / LIST PRICING



6240 Foray Café Metal Leg Chair (4-Leg)



Chair
\$314



6241 Foray Café Chair - Upholstered Seat Insert (4-Leg)

COM Yardage: .75 Yards

COM	GR1	GR2	GR3	GR4	GR5	GR6	GR7	GR8	GR9	GR10	LEA
\$418	\$447	\$464	\$483	\$502	\$522	\$543	\$565	\$587	\$611	\$636	\$752

8 PLASTIC SHELL COLORS



WHITE



RED



PAPRIKA



SOFT YELLOW



IVY GREEN



BEIGE



MEDIUM GRAY



BLACK

OPTIONS

Add upcharge to list price and code to model number

FR	CAL 133 (TB 133) Fire Retardant per yard	\$95	/yd.
MB	Moisture Barrier - Per Seat	\$72	

SF	Powder Coat Color Finish - 4-Leg Chair	\$40	
----	--	------	--

DIMENSIONS	Café Chair
Inside Width:	18"
Seat Height:	18"
Overall Depth:	22"
Overall Width:	21"
Overall Height:	31"
Qty./Wt. per carton:	1 ea./14 lbs.



NEW WELDED METAL LEG BRACKET



CAFÉ CHAIR W/WOOD BOLD LEGS

**All Standard
Wood Stain
Colors Available!**

MODEL / DESCRIPTION / LIST PRICING



6240-W Foray Café Chair (Wood Bold Legs)

Chair
\$478



6241-W Foray Café Chair - Upholstered Seat Insert (Wood Bold Legs)

COM Yardage: .75 Yards

COM	GR1	GR2	GR3	GR4	GR5	GR6	GR7	GR8	GR9	GR10	LEA
\$576	\$616	\$641	\$667	\$694	\$721	\$751	\$780	\$812	\$844	\$878	\$1037

NOTE: ELLIOT WOOD LEG CHAIRS AND STOOLS HAVE A WEIGHT CAPACITY OF 250 POUNDS

8 PLASTIC SHELL COLORS



WHITE



RED



PAPRIKA



SOFT YELLOW



IVY GREEN



BEIGE



MEDIUM GRAY



BLACK

OPTIONS

Add upcharge to list price and code to model number

FR	CAL 133 (TB 133) Fire Retardant per yard	\$95	/yd.	MB	Moisture Barrier - Per Seat	\$72	
----	--	------	------	----	-----------------------------	------	--

DIMENSIONS	Bar Stool
Inside Width:	18"
Seat Height:	30"
Overall Depth:	21.5"
Overall Width:	20.5"
Overall Height:	44.5"
Qty./Wt. per carton:	1 ea./21 lbs.



BAR STOOL

MODEL / DESCRIPTION / LIST PRICING



6242 Foray Bar Stool (4-Leg)



Chair
\$508



6243 Foray Bar Stool - Upholstered Seat Insert (4-Leg)

COM Yardage: .75 Yards

COM	GR1	GR2	GR3	GR4	GR5	GR6	GR7	GR8	GR9	GR10	LEA
\$610	\$653	\$678	\$706	\$734	\$763	\$794	\$825	\$859	\$893	\$929	\$1098

8 PLASTIC SHELL COLORS



WHITE



RED



PAPRIKA



SOFT YELLOW



IVY GREEN



BEIGE



MEDIUM GRAY



BLACK

OPTIONS

Add upcharge to list price and code to model number

CH	Counter Height (24" seat height) Metal	\$30	
SH	Specialty Height (any custom height) Metal	\$30	
FR	CAL 133 (TB 133) Fire Retardant per yard	\$95	/yd.

MB	Moisture Barrier - Per Seat	\$72	
SF	Powder Coat Finish - Bar Stool	\$61	

DIMENSIONS	Bar Stool
Inside Width:	18"
Seat Height:	29"
Overall Depth:	22"
Overall Width:	23"
Overall Height:	41"
Qty./Wt. per carton:	1 ea./21 lbs.



**All Standard
Wood Stain
Colors Available!**

BAR STOOL W/ WOOD LEGS WITH
STANDARD CHROME FOOT RING

MODEL / DESCRIPTION / LIST PRICING



6242-W Foray Bar Stool (Wood Bold Legs)

Chair	
\$679	



6243-W Foray Bar Stool - Upholstered Seat Insert (Wood Bold Legs)

COM Yardage: .75 Yards

COM	GR1	GR2	GR3	GR4	GR5	GR6	GR7	GR8	GR9	GR10	LEA
\$778	\$833	\$866	\$901	\$938	\$974	\$1013	\$1054	\$1096	\$1139	\$1185	\$1402

NOTE: ELLIOT WOOD LEG CHAIRS AND STOOLS HAVE A WEIGHT CAPACITY OF 250 POUNDS

8 PLASTIC SHELL COLORS



WHITE



RED



PAPRIKA



SOFT YELLOW



IVY GREEN



BEIGE



MEDIUM GRAY



BLACK

OPTIONS

Add upcharge to list price and code to model number

FR	CAL 133 (TB 133) Fire Retardant per yard	\$95	/yd.
----	--	------	------

MB	Moisture Barrier - Per Seat	\$72	
----	-----------------------------	------	--

NOTE: NO OTHER HEIGHTS AVAILABLE



4 LEG CHAIRS IN POLISHED CHROME FINISH





FORAY CHAIRS AND BAR STOOLS



BACK VIEW



WOOD LEG CHAIRS



SEAT INSERT

NOTE: FORAY WOOD LEG CHAIRS AND STOOLS HAVE A WEIGHT CAPACITY OF 250 POUNDS



4 LEG BAR STOOLS IN POLISHED CHROME



FRONT VIEW



PROFILE



4 LEG BAR STOOLS STANDARD IN POLISHED CHROME OR OPTIONAL POWDER COAT COLORS



BACK VIEW



BAR STOOLS WITH ULTRA CLEAR MAPLE FINISH WOOD LEGS



BACK VIEW

NOTE: FORAY WOOD LEG CHAIRS AND STOOLS HAVE A WEIGHT CAPACITY OF 250 POUNDS

FRANKY SLIM

The Franky Slim is fully upholstered over high resiliency foam on a solid hardwood frame featuring square steel tube or solid wood legs. Designed for student housing and any public spaces that require long duration seating comfort.



ARM CHAIR
WOOD LEGS - OPTIONAL WOOD ARM CAPS



THREE SEAT LOUNGE



BENCH

ORDERING INFORMATION

- 1) Series Name
- 2) Model Number
- 3) Quantity
- 4) Fabric Grade and Number
- 5) Leg Finish
- 6) Optional Tufting
- 7) Optional Items

FRANKY SLIM LOUNGE SPECIFICATIONS

Upholstery

Seat foam is bonded to all sides of hardwood frame. Seat cushions are 4" graded, high resiliency (H.R.) block foam with seat back 3" H.R. foam, covered entirely with special bonded polyester fiber to protect final upholstery. ERG uses only water-based glues and adhesives in all our upholstery process.

Arm Caps

Wood arm caps are optional on Franky lounge wood leg models.

Tufting

Square or vertical tufting options available for lounges, ottomans and benches.

Legs

Metal: 1" square tubular steel legs.

Wood: legs are 2" square solid maple.

COLORS / FINISHES

Leg Finish Colors:

Metal: Standard powder coat color choices. Optional polished chrome on lounge and ottomans only.

Wood: Standard wood stain colors.

OPTIONS

- CODE: FR - CAL 133 (TB 133) Fire Retardant option
- CODE: MB - Moisture Barrier on seat
- CODE: PCL - Polished Chrome Legs (Ottoman & Lounge Only)
- CODE: TF1 - Single Seat Tufting
- CODE: TF2 - Two Seat Tufting
- CODE: TF3 - Three Seat Tufting
- CODE: TFO - Ottoman Tufting
- CODE: WAC - Wood Arm Caps

Note: Factory installed power/data available, See accessories online under 'Products' tab.

SOFT SEATING	WEIGHT LIMIT
1 Seat	500 lbs.
2 Seat	1000 lbs.
3 Seat	1500 lbs.

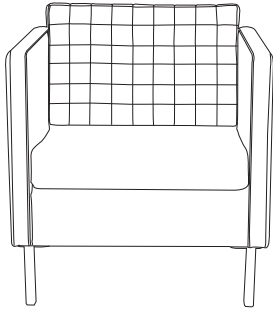


METAL LEGS



WOOD LEGS


TUFTING OPTIONS



square



with optional tufting



vertical



with optional tufting

TUFTING

Choose from 2 Tufting Shapes:


Tufting for all lounge, ottoman and bench series are available in 2 designs.
Please specify Square or Vertical when ordering.

DIMENSIONS	Single Seat	Two Seat	Three Seat
Seat Depth:	21"	21"	21"
Seat Height:	18"	18"	18"
Seat Width:	23"	46.5"	70"
Arm Height:	28"	28"	28"
Overall Depth:	30.5"	30.5"	30.5"
Overall Width:	28.5"	52"	75.5"
Overall Height:	32"	32"	32"
Qty./Wt.:	1 ea./75 lbs.	1 ea./95 lbs.	1 ea./120 lbs.

FRAME INCLUDES:
BELOW SEAT & BEHIND CUSHION



FRANKY SLIM LOUNGE



TWO SEAT FRANKY SLIM LOUNGE
SQUARE TUFTING OPTION

MODEL / DESCRIPTION / LIST PRICING



6420-M Single Seat Lounge

COM Yardage: 7.5 Yds. Arms 3 Yds. pair / Frame: 1 Yd. / Seat: 2 / Back: 1.5 Yds.

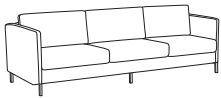
COM	GR1	GR2	GR3	GR4	GR5	GR6	GR7	GR8	GR9	GR10	LEA
\$1885	\$2017	\$2097	\$2182	\$2269	\$2360	\$2454	\$2552	\$2654	\$2760	\$2871	\$3393



6422-M Two Seat Lounge

COM Yardage: 10 Yds. Arms 3 Yds. pair / Frame: 1.5 Yds. / Seat: 3 Yds / Back: 2.5 Yds.

COM	GR1	GR2	GR3	GR4	GR5	GR6	GR7	GR8	GR9	GR10	LEA
\$2537	\$2715	\$2822	\$2936	\$3054	\$3175	\$3303	\$3434	\$3572	\$3715	\$3864	\$4566



6424-M Three Seat Lounge (6 legs)


COM Yardage: 14.25 Yds Arms 3 Yds. pair / Frame: 2 Yds. / Seat: 6 Yds / Back: 3.25 Yds.

COM	GR1	GR2	GR3	GR4	GR5	GR6	GR7	GR8	GR9	GR10	LEA
\$3317	\$3547	\$3690	\$3838	\$3991	\$4151	\$4317	\$4490	\$4669	\$4855	\$5050	\$5970

TUFTING

Choose from 2 Tufting Shapes:

Tufting for all lounge, ottoman and bench series are available in 2 designs. Please specify Square or Vertical when ordering.



square



vertical

OPTIONS

Add upcharge to list price and code to model number

FR	CAL 133 (TB 133) Fire Retardant per yard	\$95	/yd.
MB	Moisture Barrier - per seat	\$133	
2FO	Two fabric option	\$104	
PCL	Polished Chrome Leg	\$18	per leg

TF1	Tufting - single seat	\$200	
TF2	Tufting - two seat	\$360	
TF3	Tufting - three seat	\$515	

DIMENSIONS	Ottoman
Overall Depth:	20"
Overall Width:	22"
Overall Height:	16"
Qty./Wt. per carton:	1 ea./35 lbs.



OTTOMAN

MODEL / DESCRIPTION / LIST PRICING



6426-M Ottoman Metal Legs

COM Yardage: 1.5 Yards.

COM	GR1	GR2	GR3	GR4	GR5	GR6	GR7	GR8	GR9	GR10	LEA
\$1143	\$1223	\$1272	\$1321	\$1375	\$1431	\$1487	\$1547	\$1609	\$1673	\$1741	\$2056



6426-W Ottoman Wood Legs

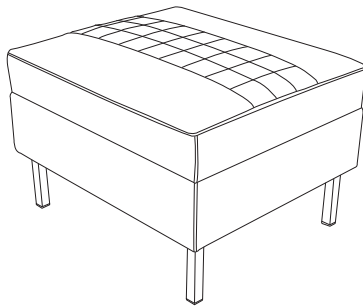
COM Yardage: 1.5 Yards.

COM	GR1	GR2	GR3	GR4	GR5	GR6	GR7	GR8	GR9	GR10	LEA
\$1210	\$1296	\$1347	\$1401	\$1457	\$1514	\$1576	\$1639	\$1705	\$1773	\$1844	\$2179

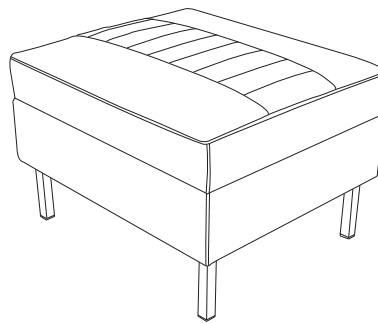
TUFTING

Choose from 2 Tufting Shapes:

Tufting for all lounge, ottoman and bench series are available in 2 designs.
Please specify Square or Vertical when ordering.



square



vertical

OPTIONS

Add upcharge to list price and code to model number

FR	CAL 133 (TB 133) Fire Retardant per yard.	\$95	/yd.
MB1	Moisture Barrier on seat - per seat	\$133	

PCL	Polished chrome leg (Ottoman)	\$93	
TFO	Ottoman tufting	\$165	

DIMENSIONS	Single Seat	Two Seat	Three Seat
Seat Depth:	21"	21"	21"
Seat Height:	18"	18"	18"
Seat Width:	23"	46.5"	70"
Arm Height:	28"	28"	28"
Overall Depth:	30.5"	30.5"	30.5"
Overall Width:	28.5"	52"	75.5"
Overall Height:	32"	32"	32"
Qty./Wt.:	1 ea./75 lbs.	1 ea./95 lbs.	1 ea./120 lbs.



FRANKY SLIM ARM CHAIR
WOOD LEGS - OPTIONAL WOOD ARM CAPS



TWO SEAT FRANKY SLIM LOUNGE
WOOD LEGS - OPTIONAL WOOD ARM CAPS

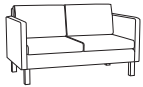
MODEL / DESCRIPTION / LIST PRICING



6420-W Single Seat Lounge

COM Yardage: Arms 3 Yds. pair / Frame: 1 Yd. / Seat/Back Pillow: 2.5 Yds.

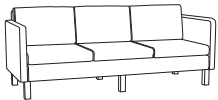
COM	GR1	GR2	GR3	GR4	GR5	GR6	GR7	GR8	GR9	GR10	LEA
\$2060	\$2205	\$2293	\$2384	\$2480	\$2579	\$2682	\$2790	\$2902	\$3018	\$3138	\$3709



6422-W Two Seat Lounge

COM Yardage: Arms 3 Yds. pair / Frame: 1.5 Yds. / Seat/Back Pillow: 5 Yds.

COM	GR1	GR2	GR3	GR4	GR5	GR6	GR7	GR8	GR9	GR10	LEA
\$2737	\$2929	\$3046	\$3168	\$3295	\$3427	\$3564	\$3706	\$3854	\$4008	\$4168	\$4928



6424-W Three Seat Lounge


COM Yardage: Arms 3 Yds. pair / Frame: 2 Yds. / Seat/Back Pillow: 7.5 Yds.

COM	GR1	GR2	GR3	GR4	GR5	GR6	GR7	GR8	GR9	GR10	LEA
\$3377	\$3626	\$3778	\$3935	\$4099	\$4270	\$4449	\$4632	\$4825	\$5024	\$5231	\$6214

TUFTING

Choose from 2 Tufting Shapes:

Tufting for all lounge, ottoman and bench series are available in 2 designs. Please specify Square or Vertical when ordering.



square



vertical

OPTIONS

Add upcharge to list price and code to model number

FR	CAL 133 (TB 133) Fire Retardant per yard	\$95	/yd.
MB	Moisture Barrier - per seat	\$133	
2FO	Two fabric option	\$104	
TF1	Tufting - single seat	\$200	

TF2	Tufting - two seat	\$360	
TF3	Tufting - three seat	\$515	
WAC	Wood Arm Caps	\$80	ea.

DIMENSIONS	2-Seat Bench	3-Seat Bench
Overall Depth:	20"	20"
Overall Width:	42"	60"
Overall Height:	18"	18"
Qty./Wt. per carton:	1 ea./55 lbs.	1 ea./80 lbs.



2 SEAT BENCH
WITH OPTIONAL TUFTING



3 SEAT BENCH
WITH OPTIONAL TUFTING

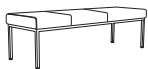
MODEL / DESCRIPTION / LIST PRICING



6428-M 2 Seat Bench

COM Yardage: 2 Yards.

COM	GR1	GR2	GR3	GR4	GR5	GR6	GR7	GR8	GR9	GR10	LEA
\$1761	\$1884	\$1959	\$2037	\$2119	\$2204	\$2292	\$2383	\$2479	\$2579	\$2682	\$3169



6429-M 3 Seat Bench

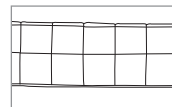
COM Yardage: 3 Yards.

COM	GR1	GR2	GR3	GR4	GR5	GR6	GR7	GR8	GR9	GR10	LEA
\$2302	\$2462	\$2560	\$2663	\$2770	\$2881	\$2995	\$3116	\$3240	\$3369	\$3504	\$4142

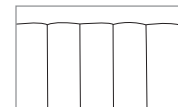
TUFTING

Choose from 2 Tufting Shapes:

Tufting for all lounge, ottoman and bench series are available in 2 designs.
Please specify Square or Vertical when ordering.



square



vertical

OPTIONS

Add upcharge to list price and code to model number

FR	CAL 133 (TB 133) Fire Retardant per yard.	\$95	/yd.
MB1	Moisture Barrier on seat - per seat	\$133	

TF2	Two seat bench tufting	\$297	
TF3	Three seat bench tufting	\$396	

GEOMETRA UPHOLSTERED W/TABLE TOPS

Geometra Upholstered Tables feature fully upholstered sides with laminate table tops standard. Available in shapes of circles, squares and triangles.



GEOMETRA SQUARE



GEOMETRA ROUND

ORDERING INFORMATION

- | | |
|--|----------------------------------|
| 1) Series Name | 6) Table Top Material and Finish |
| 2) Model Number | 7) 3MM Edge Selection |
| 3) Quantity | 8) Optional Items |
| 4) Fabric Grade and Number | |
| 5) Contrasting Fabric Grade and Number | |

GEOMETRA TABLE SPECIFICATIONS

Table Top

Table core is CARB Phase I & Phase II Compliant. Laminate, wood veneer and phenolic backing are glued with water based adhesives.

ERG offers over 1000 standard laminate choices from Nevamar, Wilsonart, Formica and Pionite with 3MM PVC edge.

Wood veneer, solid surface, 3form Chroma and stone table tops will be quoted upon request.

Frame

Frame assembly is constructed of solid and multi-ply hardwood milled on 4 sides to 1" thickness.

Glides

Tables come with factory installed, 2" nylon glides in black. Optional metal and wood legs are available.

Upholstery

Geometra can be upholstered in choice of fabric, vinyl, crypton, leather or Customers Own Material. Foam is bonded to all sides of hardwood frame. Two fabric design is available in square and circle occasional tables and three fabric design is available for triangular occasional tables.

NOTE: all adhesives used in ERG manufacturing are water based, non-toxic and 100% environmentally friendly.

SOFT SEATING	WEIGHT LIMIT
1 Seat	500 lbs.


OPTIONS

- CODE: FR - CAL 133 (TB 133) Fire Retardant - per yard
- CODE: WOD - Maple Wood Legs
- CODE: ML - Metal Legs
- CODE: 2FO - Two Fabric Option
- CODE: 3FO - Three Fabric Option
- CODE: SST - Solid Surface top
- CODE: E3A - Edge 3A 3MM PVC Woodtone
- CODE: E4B - Edge 4B Multi-Ply Wood Exposed Core
- TABLE ACCESSORIES - Wire Management, Power & Communication Options - See accessories online under 'Products' tab.

Note: Factory installed power/data available, See accessories online under 'Products' tab.



MAPLE WOOD LEGS



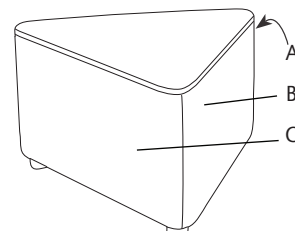
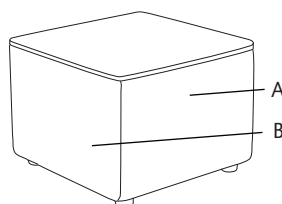
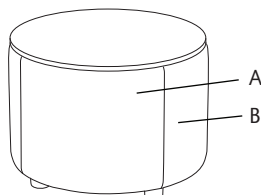
ELECTRICAL / DATA

TWO & THREE FABRIC DESIGN

Due to the geometric design options it is necessary to **include with your order a sketch/layout** to specify which fabric is to be used on each area of the Geometra. Use the callouts shown below to define fabric areas in your sketch.

Laminate Top Note:

Table tops are 3/4" laminate with multi-ply edge



Three Fabric Design for the triangle shape only

DIMENSIONS	Circle Table	Triangle Table	Square Table
Overall Depth:	24", 30", 36"	29"	24", 29"
Overall Width:	24", 30", 36"	29"	24", 29"
Overall Height:	18"	18"	18"
Qty./Wt.:	1 ea./39 lbs.	1 ea./45 lbs.	1 ea./65 lbs.

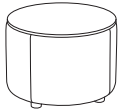


SQUARE GEOMETRA WITH LAMINATE TOP

Laminate Top Note:

- Tops are 3/4" laminate
- Std with 2B 3mm solid PVC
- Upcharge for these edges
 - 3A - 3mm Woodtone
 - 4B - Multi-Exposed core

MODEL / DESCRIPTION / LIST PRICING



580 24" Circle Table with Laminate Top (4 legs) COM Yardage: 1.5 Yds.

COM	GR1	GR2	GR3	GR4	GR5	GR6	GR7	GR8	GR9	GR10	LEA
\$1813	\$1941	\$2018	\$2098	\$2183	\$2269	\$2360	\$2455	\$2554	\$2657	\$2762	\$3264

582 30" Circle Table with Laminate Top (4 legs) COM Yardage: 1.75 Yds.

COM	GR1	GR2	GR3	GR4	GR5	GR6	GR7	GR8	GR9	GR10	LEA
\$2178	\$2330	\$2423	\$2520	\$2621	\$2725	\$2835	\$2948	\$3066	\$3189	\$3317	\$3920

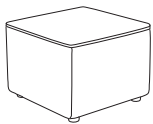
584 36" Circle Table with Laminate Top (4 legs) COM Yardage: 2.5 Yds.

COM	GR1	GR2	GR3	GR4	GR5	GR6	GR7	GR8	GR9	GR10	LEA
\$2494	\$2668	\$2774	\$2885	\$3001	\$3121	\$3246	\$3375	\$3511	\$3652	\$3798	\$4489



586 29" Triangle Table with Laminate Top (3 legs) COM Yardage: 2 Yds.

COM	GR1	GR2	GR3	GR4	GR5	GR6	GR7	GR8	GR9	GR10	LEA
\$2224	\$2379	\$2475	\$2573	\$2675	\$2784	\$2894	\$3010	\$3130	\$3255	\$3385	\$4003



588 24" Square Table with Laminate Top (4 legs) COM Yardage: 1.5 Yds.

COM	GR1	GR2	GR3	GR4	GR5	GR6	GR7	GR8	GR9	GR10	LEA
\$1775	\$1897	\$1973	\$2052	\$2136	\$2221	\$2309	\$2401	\$2497	\$2597	\$2701	\$3193

590 29" Square Table with Laminate Top (4 legs) COM Yardage: 2 Yds.

COM	GR1	GR2	GR3	GR4	GR5	GR6	GR7	GR8	GR9	GR10	LEA
\$2164	\$2315	\$2408	\$2504	\$2605	\$2709	\$2818	\$2930	\$3048	\$3169	\$3296	\$3896

OPTIONS

Add upcharge to list price and code to model number

FR	CAL 133 (TB 133) Fire Retardant - per yard	\$95	/yd.
WOD	Solid Maple Wood Legs	\$25	ea.
ML	Metal Legs	\$25	ea.
2FO	Two Fabric Option	\$104	

3FO	Three Fabric Option	\$157	
SST	Solid Surface top	Call	
E3A	3A PVC 3MM Woodtone Table Edge	\$85	
E4B	4B Exposed Multi-Ply Table Edge	\$155	

GEOMETRA

The Geometra decorative ottoman features seating in shapes of circles, squares and triangles. Two fabric design is standard for Geometra square and circle. Three fabrics design is standard for Geometra triangle.



36" GEOMETRA CIRCLE
WITH STANDARD 2 FABRIC DESIGN



SQUARE GEOMETRA
WITH OPTIONAL HINGED STORAGE

ORDERING INFORMATION

To Order Please Specify:

- | | |
|--------------------------------------|--|
| 1) Series Name | 6) Sketch for contrasting fabric placement |
| 2) Model Number | 7) Optional Items |
| 3) Quantity | |
| 4) Fabric Grade & Number | |
| 5) Contrasting Fabric Grade & Number | |

GEOMETRA GENERAL SPECIFICATIONS

Frame Construction

Frame assembly is constructed of multi-ply hardwood, with tongue and groove construction. No sag-springs are installed in seat along with interlocking helicoil springs to prevent sagging and provide additional seat support. Each modular unit consists of two individual components bolted together.

Upholstery

All foam is fully bonded to frame. Two fabric design is standard in square and circle ottomans and three fabric design is standard for triangle ottomans. Seat cushions are 4" graded high resiliency (H.R.) block foam, covered entirely with special bonded polyester fiber to protect final upholstery. ERG uses only water based glues and adhesives in our upholstery process. Seat and back are covered in choice of fabric, vinyl, crypton, leather or COM.

Glides

Benches come with factory installed, 2" nylon glides in black.

Warranty

ERG offers a lifetime warranty on all foam and frames.

COLORS / FINISHES

Contrasting Fabric

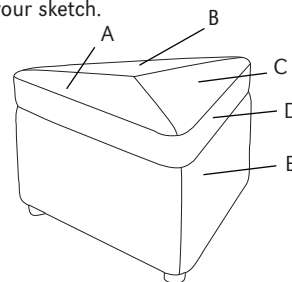
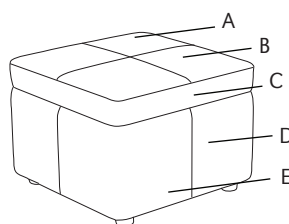
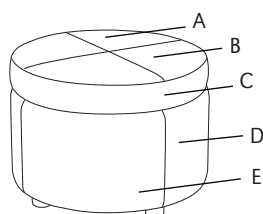
Contrasting fabric and designs are included in List Price.

OPTIONS

- CODE: FR - CAL 133 (TB 133) Fire Retardant per yard
- CODE: MB - Moisture Barrier
- CODE: HS - Hinged Storage
- CODE: SBH - Special Height
- CODE: WOD - Solid Maple Wood Legs
- CODE: 2FO - Two Fabric Option
- CODE: 3FO - Three Fabric Option

TWO & THREE FABRIC DESIGN

Due to the geometric design options it is necessary to include with your order a **sketch/layout** to specify which fabric is to be used on each area of the Geometra. Use the callouts shown below to define fabric areas in your sketch.



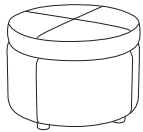
Three Fabric Design for the triangle shape only

DIMENSIONS	24" Circle	30" Circle	36" Circle	24" Square	29" Square	29" Side Triangle
Overall Width:	24"	30"	36"	24"	29"	29"
Overall Depth:	24"	30"	36"	24"	29"	29"
Seat Height:	18"	18"	18"	18"	18"	18"
Qty./Wt.:	1 ea./25 lbs.	1 ea./35 lbs.	1 ea./47 lbs.	1 ea./32 lbs.	1 ea./40 lbs.	1 ea./25 lbs.



SIX TRIANGLE CONFIGURATION

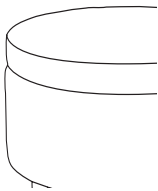
MODEL / DESCRIPTION / LIST PRICING



570 Round - 24" diameter (4 legs)

COM Yardage: 2.5 Yds. / Seat: 1.5 Yds. each of two colors

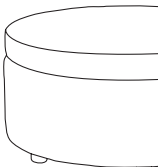
COM	GR1	GR2	GR3	GR4	GR5	GR6	GR7	GR8	GR9	GR10	LEA
\$1628	\$1741	\$1810	\$1884	\$1959	\$2037	\$2119	\$2203	\$2291	\$2384	\$2479	\$2930



571 Round - 30" diameter (4 legs)

COM Yardage: 3 Yds. / Seat: 1.5 Yds. each of two colors

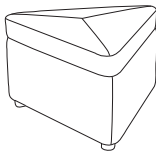
COM	GR1	GR2	GR3	GR4	GR5	GR6	GR7	GR8	GR9	GR10	LEA
\$1961	\$2099	\$2184	\$2271	\$2361	\$2455	\$2555	\$2657	\$2762	\$2873	\$2988	\$3532



572 Round - 36" diameter (4 legs)

COM Yardage: 4 Yds. / Seat: 2 Yds. each of two colors

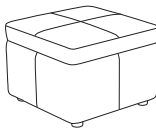
COM	GR1	GR2	GR3	GR4	GR5	GR6	GR7	GR8	GR9	GR10	LEA
\$2212	\$2368	\$2463	\$2561	\$2665	\$2771	\$2881	\$2997	\$3115	\$3240	\$3371	\$3983



574 Triangle - 29" each side (3 legs)

COM Yardage: 2.5 Yds. / Seat: 1.25 Yds. each of two colors

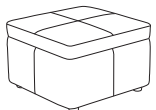
COM	GR1	GR2	GR3	GR4	GR5	GR6	GR7	GR8	GR9	GR10	LEA
\$1961	\$2099	\$2184	\$2271	\$2361	\$2455	\$2555	\$2657	\$2762	\$2873	\$2988	\$3532



576 Square - 24" square (4 legs)

COM Yardage: 2.5 Yds. / Seat: 1.25 Yds. each of two colors

COM	GR1	GR2	GR3	GR4	GR5	GR6	GR7	GR8	GR9	GR10	LEA
\$1588	\$1699	\$1767	\$1839	\$1911	\$1988	\$2069	\$2150	\$2237	\$2326	\$2419	\$2859



578 Square - 29" square (4 legs)

COM Yardage: 3 Yds. / Seat: 1.5 Yds. each of two colors

COM	GR1	GR2	GR3	GR4	GR5	GR6	GR7	GR8	GR9	GR10	LEA
\$1907	\$2039	\$2121	\$2205	\$2293	\$2387	\$2481	\$2581	\$2684	\$2792	\$2903	\$3431

OPTIONS

Add upcharge to list price and code to model number

FR	CAL 133 (TB 133) Fire Retardant - per yd.	\$95	/yd.
MB	Moisture Barrier - per unit	\$133	
HS	Hinged Storage - per unit	\$477	
SBH	Special Height - per unit	\$313	

WOD	Solid Maple Wood Legs	\$25	ea.
2FO	Two Fabric Option	\$104	
3FO	Three Fabric Option	\$157	

GOBI SERIES

The Gobi chair features a two piece polypropylene shell with a textured back and a clean out feature. Frames are available in standard polished chrome or optional powder coat color finishes.



COLORS / FINISHES

Frame Finish Colors:

Standard polished chrome frame finish.

7 Shell Colors:

- Black
- Green
- Light Gray
- Beige
- White
- Navy Blue
- Red

ORDERING INFORMATION

To Order Please Specify:

- 1) Series Name
- 2) Model Number
- 3) Quantity
- 4) Shell Color
- 5) Optional Powder Coat Color
- 6) Fabric Grade & Number
- 7) Optional Items

CHAIRS	WEIGHT LIMIT
Metal Legs	350 lbs.



GOBI GENERAL SPECIFICATIONS

Shell

- Gobi polypropylene chairs feature a contoured, textured backrest.
- Horizontal channel design - seat and back.
Note: Molded polypropylene material is shatter proof and scratch resistant. Gentle flex back.

Upholstery

- Seat is upholstered over 1/2" foam.
- Seat can be upholstered with choice of fabric, vinyl, crypton, leather or approved COM.

Frame - Four Leg

- Chair frames are made of .625" diameter, 14 gauge steel tubing with hand brazed welds. Adjustable steel glides are standard.

Frame - Sled Base

- Chair frames are made of .50" diameter, 14 gauge solid steel with hand brazed welds. (Glides Optional)
- Flip-up tablet arm available on sled base chairs.

Glides

- Factory installed self leveling steel glides on 4-leg models.

Stacking

- Sled base – all poly ON FLOOR: **8 high**
- Sled base – with upholstered seat ON FLOOR: **5 high**
- Sled base – all poly ON DOLLY: **45 high**
- Sled base – with upholstered seat ON DOLLY: **25 high**
- 4-leg base – all poly ON FLOOR: **8 high**
- 4-leg base – with upholstered seat ON FLOOR: **6 high**
- 4-leg base – all poly ON DOLLY: **25 high**
- 4-leg base – with upholstered seat ON DOLLY: **15 high**
- Bar Stools – **all models** ON FLOOR: **4 high**

Underseat

- **Plastic underseat to protect upholstery is standard**


NOTE: WE DO NOT RECOMMEND POWDER COAT ON THE SLED BASE FOR STACKING

NOTE: CUSTOMER CAN INSTALL ARM SUPPORT WITH TABLE ANYTIME

NOTE: THE EASY TO INSTALL TABLE ARMS AND BASKETS WILL BE SHIPPED IN A SEPARATE BOX.

OPTIONS

- CODE: GWB - Basket (Removable Type) (For use on Gobi sled only)
- CODE: GRG - Poly Glides (4 Leg)
- CODE: GPG - Clear Plastic Glides (Sled Base)
- CODE: GSG - Sled Base Ganging Device
- CODE: SF - Powder Coat Frame Color (No Charge)
- CODE: FR - CAL 133 (TB 133) Fire Retardant
- CODE: MB - Moisture Barrier
- CODE: SH - Specialty Height (any custom height)
- CODE: GT-R - Right Arm Support with Tablet (Black Laminate Only)
- CODE: GT-L - Left Arm Support with Tablet (Black Laminate Only)



Optional Removable Basket



Optional Poly Glides



Optional Right Arm Support with Tablet



Optional Clear Plastic Glides



Optional Ganging Device Clear Plastic



Optional Left Arm Support with Tablet

DIMENSIONS	sled base	sled base dolly
Seat Width:	17"	-
Seat Depth:	19"	-
Seat Height:	18"	-
Overall Height:	33"	22"
Overall Width:	22"	26"
Overall Depth:	19"	36.5"
Qty./Wt. per carton:	3 ea./48 lbs.	1 ea./62 lbs.



SLED BASE
STACKS UP TO 45 HIGH ON DOLLY



UPHOLSTERED SEAT

MODEL / DESCRIPTION / LIST PRICING



7330 Sled Base



Chair
\$261

SLED BASE STACKS 45 HIGH ON DOLLY



7330-U Sled Base - Upholstered Seat

COM Yardage: 0.75 Yard

COM	GR1	GR2	GR3	GR4	GR5	GR6	GR7	GR8	GR9	GR10	LEA
\$352	\$376	\$392	\$406	\$423	\$440	\$458	\$476	\$495	\$516	\$536	\$633

UPHOLSTERED SLED BASE STACKS 25 HIGH ON DOLLY



7346 Dolly (sled base)

Dolly
\$914

OPTIONS

Add upcharge to list price and code to model number

GWB	Basket Only (Removable)	\$104	
GPG	Clear Plastic Glides	\$13	
GSG	Sled Base Ganging Device	\$18	
FR	CAL 133 (TB 133) Fire Retardant per yard.	\$95	/yd.

MB	Moisture Barrier	\$72	
GT-R	Right Arm Support with Tablet (Black Lam Only)	\$273	
GT-L	Left Arm Support with Tablet (Black Lam Only)	\$273	
SF	Powder Coat	No Charge	

DIMENSIONS	Sled w/Tablet
Tablet Width:	12"
Tablet Depth:	20.5"
Overall Tablet Depth:	27-29"
Seat Width:	17"
Seat Depth:	19"
Seat Height:	18"
Overall Height:	33"
Overall Width:	22"
Overall Depth:	21"
Qty./Wt. per carton:	3 ea./48 lbs.

FLIP-UP TABLET ARMS
WITH ARMS SUPPORT
ARE REMOVABLE



SLED BASE WITH TABLET ARM

**TABLET ARM
SHIPPED SEPARATELY
EASY TO INSTALL**

NOTE: TABLET ARMS ARE FLIP-UP TYPE

MODEL / DESCRIPTION / LIST PRICING



7332-R Sled Base - Right Hand Tablet (Black Laminate)

Chair
\$531



7332-RU Sled Base - Right Hand Tablet - Upholstered Seat (Black Laminate)

COM Yardage: 0.75 Yard

COM	GR1	GR2	GR3	GR4	GR5	GR6	GR7	GR8	GR9	GR10	LEA
\$622	\$665	\$691	\$719	\$749	\$778	\$810	\$841	\$876	\$910	\$946	\$1118



7332-L Sled Base - Left Hand Tablet (Black Laminate)

Chair
\$531



7332-LU Sled Base - Left Hand Tablet - Upholstered Seat (Black Laminate)

COM Yardage: 0.75 Yard

COM	GR1	GR2	GR3	GR4	GR5	GR6	GR7	GR8	GR9	GR10	LEA
\$622	\$665	\$691	\$719	\$749	\$778	\$810	\$841	\$876	\$910	\$946	\$1118

OPTIONS

Add upcharge to list price and code to model number

GWB	Basket Only (Removable)	\$104	
GPG	Clear Plastic Glides	\$13	
GSG	Sled Base Ganging Device	\$18	

FR	CAL 133 (TB 133) Fire Retardant per yard.	\$95	/yd.
MB	Moisture Barrier	\$72	
SF-T	Powder Coat - Sled Base Frame and Tablet Arm	No Charge	

DIMENSIONS	Sled w/Tablet and Basket
Tablet Width:	12"
Tablet Depth:	20.5"
Overall Tablet Depth:	27-29"
Seat Width:	17"
Seat Depth:	19"
Seat Height:	18"
Overall Height:	33"
Overall Width:	22"
Overall Depth:	21"
Qty./Wt. per carton:	3 ea./48 lbs.



SLED BASE WITH TABLET ARM AND BASKET

**TABLET ARM & BASKET
SHIPPED SEPARATELY
EASY TO INSTALL**

NOTE: TABLET ARMS ARE FLIP-UP TYPE

MODEL / DESCRIPTION / LIST PRICING



7334-RB Sled Base - Right Hand Tablet w/Basket (Black Laminate)

Chair
\$636



7334-RUB Sled Base - Right Hand Tablet w/Basket - Upholstered Seat (Black Laminate)

COM Yardage: 0.75 Yard

COM	GR1	GR2	GR3	GR4	GR5	GR6	GR7	GR8	GR9	GR10	LEA
\$727	\$777	\$810	\$841	\$875	\$910	\$946	\$984	\$1023	\$1065	\$1107	\$1308



7334-LB Sled Base - Left Hand Tablet w/Basket (Black Laminate)

Chair
\$636



7334-LUB Sled Base - Left Hand Tablet w/Basket - Upholstered Seat (Black Laminate)

COM Yardage: 0.75 Yard

COM	GR1	GR2	GR3	GR4	GR5	GR6	GR7	GR8	GR9	GR10	LEA
\$727	\$777	\$810	\$841	\$875	\$910	\$946	\$984	\$1023	\$1065	\$1107	\$1308

OPTIONS

Add upcharge to list price and code to model number

GWB	Basket Only (Removable)	\$104	
GPG	Clear Plastic Glides	\$13	
GSG	Sled Base Ganging Device	\$18	

FR	CAL 133 (TB 133) Fire Retardant per yard.	\$95	/yd.
MB	Moisture Barrier	\$72	
SF-T	Powder Coat - Sled Base Frame and Tablet Arm	No Charge	

DIMENSIONS	4-Leg	4-Leg w/Arms	4-leg dolly
Seat Width:	17"	17"	-
Seat Depth:	19"	19"	-
Seat Height:	18"	18"	-
Arm Height:	-	26"	-
Overall Height:	33.5"	33.5"	22"
Overall Width:	23"	23"	26"
Overall Depth:	22"	22"	36.5"
Qty./Wt. per carton:	3 ea./48 lbs.	3 ea./48 lbs.	1 ea./62 lbs.



4-LEG CHAIR



4-LEG CHAIR W/ARMS

MODEL / DESCRIPTION / LIST PRICING



7336 4 Leg (Wall Saver) (STACKER)



Chair
\$303



7332-U 4 leg - Upholstered Seat (Wall Saver) (STACKER)

COM Yardage: 0.75 Yard

COM	GR1	GR2	GR3	GR4	GR5	GR6	GR7	GR8	GR9	GR10	LEA
\$394	\$421	\$438	\$456	\$474	\$494	\$512	\$533	\$554	\$576	\$600	\$709



7338 4 Leg with Arms (Wall Saver) (STACKER)



Chair
\$365



7338-U 4 leg with Arms - Upholstered Seat (Wall Saver) (STACKER)

COM Yardage: 0.75 Yard

COM	GR1	GR2	GR3	GR4	GR5	GR6	GR7	GR8	GR9	GR10	LEA
\$456	\$487	\$507	\$527	\$548	\$570	\$593	\$617	\$641	\$667	\$694	\$819



7346-4L Dolly (4-leg base)

Dolly
\$914

OPTIONS

Add upcharge to list price and code to model number

GRG	Poly Glides	\$11	
FR	CAL 133 (TB 133) Fire Retardant per yard.	\$95	/yd.

MB	Moisture Barrier	\$72	
SF	Powder Coat Finish	No Charge	

TABLET ARM & BASKET ARE NOT AVAILABLE ON 4 LEG

DIMENSIONS	Stool	Counter Height
Seat Width:	17"	17"
Seat Depth:	19"	19"
Seat Height:	29.5"	24"
Back Height:	44"	38.5"
Overall Width:	20"	20"
Overall Depth:	20"	20"
Qty./Wt. per carton:	2 ea./48 lbs.	2 ea./48 lbs.



BAR STOOL



COUNTER HEIGHT W/OPTIONAL
CLEAR PLASTIC GLIDES

MODEL / DESCRIPTION / LIST PRICING



7340 4 Leg Bar Stool (STACKER)



Chair
\$520



7340-U 4 leg Bar Stool - Upholstered Seat (STACKER)

COM Yardage: 0.75 Yard

COM	GR1	GR2	GR3	GR4	GR5	GR6	GR7	GR8	GR9	GR10	LEA
\$610	\$652	\$678	\$707	\$735	\$763	\$794	\$826	\$859	\$894	\$929	\$1097



7342 4 leg Counter Height (STACKER)

Chair
\$557



7342-U 4 leg Counter Height - Upholstered Seat (STACKER)

COM Yardage: 0.75 Yard

COM	GR1	GR2	GR3	GR4	GR5	GR6	GR7	GR8	GR9	GR10	LEA
\$647	\$692	\$720	\$749	\$778	\$810	\$842	\$876	\$911	\$946	\$984	\$1164

OPTIONS

Add upcharge to list price and code to model number

GRG	Poly Glides	\$11	
FR	CAL 133 (TB 133) Fire Retardant per yard.	\$95	/yd.
MB	Moisture Barrier - Standard and MID Seats	\$72	

SF	Powder Coat Finish	No Charge
SH	Specialty Height (any custom height)	\$30

DIMENSIONS	Sled Base Stool
Seat Width:	17"
Seat Depth:	19"
Seat Height:	29.5"
Back Height:	44"
Overall Width:	20"
Overall Depth:	20"
Qty./Wt. per carton:	2 ea./48 lbs.



SLED BASE BAR STOOL WITH
OPTIONAL CLEAR PLASTIC GLIDES

MODEL / DESCRIPTION / LIST PRICING



7344 Sled Bar Stool (STACKER)

Chair
\$483



7344-U Sled Bar Stool - Upholstered Seat (STACKER)

COM Yardage: 0.75 Yard

COM	GR1	GR2	GR3	GR4	GR5	GR6	GR7	GR8	GR9	GR10	LEA
\$573	\$613	\$638	\$664	\$690	\$717	\$747	\$776	\$806	\$840	\$874	\$1032

OPTIONS

Add upcharge to list price and code to model number

GPG	Clear Plastic Glides	\$13	
FR	CAL 133 (TB 133) Fire Retardant per yard.	\$95	/yd.

MB	Moisture Barrier - Standard and MID Seats	\$72	
SF	Powder Coat Finish	No Charge	

DIMENSIONS	Sled Base	Upholstered Sled Base
Overall Height:	96"	82"
Overall Width:	27"	27"
Overall Depth:	45"	40"

NOTE: A STACK OF 45 SLED BASE CHAIRS HAVE A HEIGHT OF 84" ON DOLLY

NOTE: A STACK OF 25 4 LEG CHAIRS HAVE A HEIGHT OF 72" ON DOLLY



4 LEGGED BASE STACKS UP TO 8 HIGH ON FLOOR



DOLLY STACKS UP TO 45 HIGH ON SLED BASE



STEEL GLIDES INSTALLED ARE STANDARD



DOLLY STACKS UP TO 25 HIGH ON 4 LEGGED BASE

STACKING CAPACITY (ARMLESS VERSIONS)	STACKS
Sled Base - Poly On Floor	8
Sled Base - Upholstered Seat On Floor	5
Sled Base - Poly On Dolly	45
Sled Base - Upholstered Seat On Dolly	25

STACKING CAPACITY (ARMLESS VERSIONS)	STACKS
4-Leg Base - Poly On Floor	8
4-Leg Base - Upholstered Seat On Floor	6
4-Leg Base - Poly On Dolly	25
4-Leg Base - Upholstered Seat On Dolly	15



- BLACK LAMINATE ONLY
- REMOVABLE TABLET



HARMONY

Harmony Series cast iron table bases have a trumpet shape. Choose a large selection of laminate or wood veneer tops. All standard powder coat paint colors available.



HARMONY CAFÉ TABLE



HARMONY WITH CORIAN TOP

ORDERING INFORMATION

- | | |
|-----------------|------------------------------|
| 1) Series Name | 5) Metal Finish |
| 2) Model Number | 6) Laminate Selection & No. |
| 3) Size | 7) Edge Style Code and Color |
| 4) Quantity | 8) Optional Items |

HARMONY BASE SPECIFICATIONS

Harmony Base

- Table Height** Table height is 28" to 30" depending on table top specified. Bar Height table is 42".
- Column** 2" diameter column on 18" and 22" bases
3" diameter column on 30" bases
- Plate** 10" x 10" square • 12" X 12" square
14" X 14" square • 24" x 24" square
- Base** One piece steel trumpet base with 18" or 24" diameter base with padded floor ring.

FINISHES

Table Base

Finished in your choice of standard powder coat colors. For colors refer to "Color Selections" brochure. For actual color samples, please call Customer Service.

Laminate/Veneer Selections

ERG offers over 1000 standard laminate choices from Nevamar, Wilsonart, Formica and Pionite. Wood veneer is available in transparent stain colors - custom stain matching available.

OPTIONS

- CODE: GD - Ganging
- CODE: STH - Special Table Height (any table height other than 29" or bar height)
- CODE: ULW - Ultra Lightweight Top
- CODE: RAD - 3" Radius Corners for 3MM Edge



HARMONY CAFÉ TABLE

MODEL / DESCRIPTION / LIST PRICING

HARMONY | CAFÉ | ROUND TOP

ROUND

Model Number	Table Top Size	Shpg. Wght.	Base Spread	LAMINATE TOP ASSORTED EDGES							VENEER TOP	
				GRP 1	GRP 2	GRP 3	GRP 4	GRP 5	GRP 6	GRP 7	GRP 8	GRP 9
HAR24D	24" Dia.	34	18"	\$848	\$858	\$938	\$1006	\$1140	\$1255	\$1389	\$2125	\$2535
HAR30D	30" Dia.	43	18"	\$915	\$928	\$1035	\$1125	\$1305	\$1454	\$1634	\$2360	\$2739
HAR36D	36" Dia.	60	24"	\$1064	\$1083	\$1208	\$1318	\$1536	\$1718	\$1934	\$2761	\$3186
HAR42D	42" Dia.	130	24"	\$1206	\$1230	\$1396	\$1536	\$1820	\$2056	\$2338	\$3201	\$3614
HAR48D	48" Dia.	130	30"	\$1495	\$1523	\$1722	\$1894	\$2237	\$2522	\$2868	\$3951	\$4478

HARMONY | CAFÉ | SQUARE TOP

SQUARE

Model Number	Table Top Size	Shpg. Wght.	Base Spread	LAMINATE TOP ASSORTED EDGES							VENEER TOP	
				GRP 1	GRP 2	GRP 3	GRP 4	GRP 5	GRP 6	GRP 7	GRP 8	GRP 9
HAR24S	24" Sq.	43	18"	\$854	\$866	\$949	\$1019	\$1160	\$1277	\$1418	\$2153	\$2559
HAR2430S	24x30 Sq.	53	18"	\$895	\$909	\$1005	\$1087	\$1251	\$1388	\$1554	\$2287	\$2679
HAR30S	30" Sq.	76	18"	\$920	\$936	\$1039	\$1131	\$1310	\$1461	\$1639	\$2372	\$2755
HAR36S	36" Sq.	76	24"	\$1075	\$1094	\$1225	\$1337	\$1560	\$1747	\$1971	\$2797	\$3220
HAR42S	42" Sq.	76	30"	\$1396	\$1418	\$1584	\$1724	\$2010	\$2244	\$2528	\$3616	\$4177

HARMONY | CAFÉ | RECTANGLE TOP

RECTANGLE

Model Number	Table Top Size	Shpg. Wght.	Base Spread	LAMINATE TOP ASSORTED EDGES							VENEER TOP	
				GRP 1	GRP 2	GRP 3	GRP 4	GRP 5	GRP 6	GRP 7	GRP 8	GRP 9
HAR2448	24x48 Sq.	76	2-18"	\$1324	\$1343	\$1465	\$1572	\$1784	\$1960	\$2172	\$3323	\$3962
HAR2460	24x60 Sq.	115	2-18"	\$1474	\$1494	\$1632	\$1750	\$1987	\$2185	\$2423	\$3702	\$4410
HAR2472	24x72 Sq.	115	2-18"	\$1622	\$1670	\$1814	\$2005	\$2460	\$2579	\$2820	\$5014	\$6909
HAR3048	30x48 Sq.	137	2-18"	\$1479	\$1499	\$1639	\$1758	\$1998	\$2198	\$2438	\$3717	\$4425
HAR3060	30x60 Sq.	148	2-18"	\$1530	\$1552	\$1710	\$1845	\$2116	\$2340	\$2610	\$3887	\$4576
HAR3072	30x72 Sq.	148	2-18"	\$1770	\$1822	\$1985	\$2200	\$2715	\$2849	\$3119	\$5503	\$7559

OPTIONS

Add upcharge to list price and code to model number

GD	Ganging per table	\$101	
STH	Special Table Height, (other than 29") per base.	\$159	

ULW	Ultra Lightweight Top	\$201	
RAD	3" Radius Corners for 3MM Edge	\$212	per table

MODEL / DESCRIPTION / LIST PRICING

HARMONY | CAFÉ | ROUND | BAR HEIGHT

● ROUND	Model Number	Table Top Size	Shpg. Wght.	Base Spread	LAMINATE TOP ASSORTED EDGES							VENEER TOP	
					GRP 1	GRP 2	GRP 3	GRP 4	GRP 5	GRP 6	GRP 7	GRP 8	GRP 9
	HARH24D	24" Dia.	40	18"	\$1020	\$1032	\$1110	\$1177	\$1314	\$1428	\$1563	\$2506	\$3047
	HARH30D	30" Dia.	55	18"	\$1087	\$1102	\$1207	\$1297	\$1477	\$1626	\$1808	\$2740	\$3254
	HARH36D	36" Dia.	63	24"	\$1419	\$1438	\$1565	\$1674	\$1892	\$2073	\$2291	\$3545	\$4249

HARMONY | CAFÉ | SQUARE | BAR HEIGHT

■ SQUARE	Model Number	Table Top Size	Shpg. Wght.	Base Spread	LAMINATE TOP ASSORTED EDGES							VENEER TOP	
					GRP 1	GRP 2	GRP 3	GRP 4	GRP 5	GRP 6	GRP 7	GRP 8	GRP 9
	HARH36S	36" Sq.	67	30"	\$1432	\$1448	\$1581	\$1692	\$1917	\$2104	\$2328	\$3581	\$4281

OPTIONS

Add upcharge to list price and code to model number

GD	Ganging per table	\$101		ULW	Ultra Lightweight Top	\$201	
STH	Special Table Height, (other than 29") per base.	\$159		RAD	3" Radius Corners for 3MM Edge	\$212	per table

HARMONY OCCASIONAL TABLE

Harmony Series features a one piece trumpet design table base with a standard powder coat finish. Choose from our large selection of laminate or wood veneer tops.



ORDERING INFORMATION

- 1) Series Name
- 2) Model Number
- 3) Quantity
- 5) Laminate / Veneer Selection
- 6) Edge Selection

HARMONY SPECIFICATIONS

Table Top

1.25" Laminate tops available with self edge. Maple wood veneer tops available with wood edge.

Table Base

Table base is one-piece steel trumpet design with standard powder coat finish. Base is 17" diameter. Protective floor felt is glued to bottom.

OPTIONS

- CODE: PC18 - Polished Chrome Base (24" and 30" dia. tops)
- CODE: PC24 - Polished Chrome Base (36" dia top)

MODEL / DESCRIPTION / LIST PRICING

HARMONY OCCASIONAL TABLES -- LAMINATE OR WOOD VENEER TOP



Model Number	Base Spread	Table Top Size	Table Height	Table Top Shape	Shipping Weight	LAMINATE EDGE 2B OR 3A	WOOD VENEER EDGE 8G
HARO24D	18" dia	24" dia.	18"	round	29 lbs	\$1046	\$1501
HARO30D	18" dia	30" dia.	18"	round	29 lbs	\$1118	\$1607
HARO36D	24" dia	36" dia.	18"	round	29 lbs	\$1234	\$1702

OPTIONS

Add upcharge to list price and code to model number

PC18	Polished Chrome Base (18" base)	\$249	PC24	Polished Chrome Base (24" base)	\$329
------	---------------------------------	-------	------	---------------------------------	-------

ISLAND TABLE OF CONTENTS

Island Specifications	2
Island Fabric Placement Detail / Base Selection	3
Island Ten Pricing	4
Island Twenty Pricing	5
Island Thirty Pricing	6
Island Forty Pricing	7
Island 4-Leg Metal Base	8
Island Ottoman Pricing	9
Island Petite Pricing.....	10
Island Fabric Options	11



MONOCHROMATIC



TWO FABRIC OPTION

ISLAND COLLECTION

The Island Collection is fully upholstered arm chairs offered in choice of fabric featuring 4 different shell styles and choice of 5 different bases.



ISLAND TEN
4-LEG BASE



ISLAND TEN
TRUMPET BASE



ISLAND TWENTY
5-STAR CASTER BASE



ISLAND THIRTY
BRUSHED STAINLESS STEEL DISC
BASE



ISLAND FORTY
4-STAR STAINLESS STEEL BASE

ORDERING INFORMATION

To Order Please Specify:

- 1) Series Name
- 2) Model Number
- 3) Quantity
- 4) Fabric Grade & Number
- 5) Two or Three Fabric Option
- 6) Optional Items

ISLAND GENERAL SPECIFICATIONS

Shell

A minimum of 20" inside seat width. All models offer 100% more back support and comfort.

Seat

2" thick high resiliency foam with a seat frame made out of hardwood with flexible webbing installed for added support and soft sit. Steel welded frame is machine screwed to wood frame for durability.

Upholstery

High resiliency foam, covered throughout by Dacron to protect final upholstery.

Metal Bases

5 bases to choose from (no tilt) :

4-leg base: 3/4" diameter fully welded steel tube frame with polished chrome finish and adjustable glides.

4-Star base: 360° swivel, brushed stainless steel construction with fixed seat height and stainless adjustable glides.

Disc metal base: 360° swivel, brushed stainless steel with fixed seat height and rubber bumpers.

5-Star base: 360° swivel, polished aluminum construction with adjustable seat height on black chrome casters.

Trumpet base: 360° polished chrome swivel with fixed seat height.

Graded-In & COM Fabric Testing

Due to the complexity of the upholstery process, please submit your Graded-in/COM for testing. A 10"x10" sample is required. **ALL FABRIC MUST BE PRE APPROVED.** Please see Approved Fabrics link under product webpage images.

OPTIONS

- CODE: FR - CAL 133 (TB 133) Fire Retardant
- CODE: MB - Moisture Barrier
- CODE: SF - Powder Coat Paint Color
- CODE: 2FO - 2 Fabric Option. When seat and back are upholstered in two different fabrics of your choice
- CODE: 3FO - 3 Fabric Option. When seat, back and arm are upholstered in three different fabrics of your choice

SOFT SEATING	WEIGHT LIMIT
1 Seat	500 lbs.

CHAIRS



ISLAND COLLECTION
DIMENSIONS

DIMENSIONS	Island Ten
Overall Height:	30"
Overall Width:	25.5"
Seat Height:	18"
Seat Width:	20"


Medium Base Width:	24"
Large Base Width:*	27.5"

*Large 4-Star Base for Island 30 and 40

BASE SELECTION



4-Star Brushed Stainless Steel Base

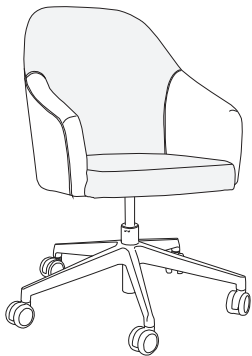


DIMENSIONS	Island Twenty
Overall Height:	30"
Overall Width:	25.5"
Seat Height:	18"
Seat Width:	20"

Base Spread:	22.5"
--------------	-------



Disc Brushed Stainless Steel Base

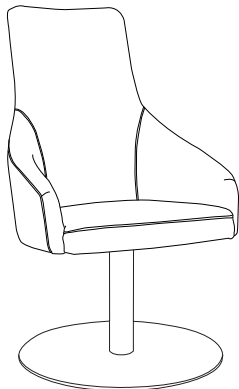


DIMENSIONS	Island Thirty
Overall Height:	38.5" - 42"
Overall Width:	25.5"
Seat Height:	18.5"-22"
Seat Width:	20"

Base Spread:	26"
--------------	-----



5-Star Polished Aluminum Base
w/ Casters



DIMENSIONS	Island Forty
Overall Height:	44"
Overall Width:	25.5"
Seat Height:	18"
Seat Width:	20"

Base Spread:	17.5"
--------------	-------



Trumpet Polished Chrome Base



4-Leg Polished Chrome Base

DIMENSIONS	Island Ten 4-Star Base	Island Ten Disc Base	Island Ten 5-Star Base	Island Ten Trumpet Base
Seat Height:	18"	18"	18.5" - 22"	18"
Seat Width:	20"	20"	20"	20"
Seat Depth:	19.5"	19.5"	19.5"	19.5"
Overall Height:	30"	30"	30.5" - 34"	30"
Overall Width:	25.5"	25.5"	25.5"	25.5"
Overall Depth:	24"	24"	24"	24"
Qty./Wt.:	1 ea./52 lbs.	1 ea./52 lbs.	1 ea./52 lbs.	1 ea./52 lbs.



ISLAND TEN
TRUMPET BASE

Features: Closed Back

MODEL / DESCRIPTION / LIST PRICING



8602 Island Ten Swivel Club Chair / 4-Star Stainless Steel Base on Glides COM Yardage: 3.75 Yds. / Back: 1 Yds. / Seat: 1.25 Yd. / Arms: 1.5 Yds.

COM	GR1	GR2	GR3	GR4	GR5	GR6	GR7	GR8	GR9	GR10	LEA
\$1430	\$1530	\$1589	\$1654	\$1720	\$1788	\$1860	\$1934	\$2012	\$2093	\$2175	\$2573



8604 Island Ten Swivel Club Chair / Disc Stainless Steel Base COM Yardage: 3.75 Yds. / Back: 1 Yds. / Seat: 1.25 Yd. / Arms: 1.5 Yds.

COM	GR1	GR2	GR3	GR4	GR5	GR6	GR7	GR8	GR9	GR10	LEA
\$1460	\$1561	\$1623	\$1689	\$1757	\$1826	\$1899	\$1976	\$2055	\$2136	\$2223	\$2628



8606 Island Ten Swivel Club Chair / 5-Star Polished Aluminum Base w/ Casters COM Yardage: 3.75 Yds. / Back: 1 Yds. / Seat: 1.25 Yd. / Arms: 1.5 Yds.

COM	GR1	GR2	GR3	GR4	GR5	GR6	GR7	GR8	GR9	GR10	LEA
\$1609	\$1722	\$1789	\$1861	\$1936	\$2013	\$2094	\$2179	\$2266	\$2356	\$2450	\$2895



8608 Island Ten Swivel Club Chair / Trumpet Polished Chrome Base COM Yardage: 3.75 Yds. / Back: 1 Yds. / Seat: 1.25 Yd. / Arms: 1.5 Yds.

COM	GR1	GR2	GR3	GR4	GR5	GR6	GR7	GR8	GR9	GR10	LEA
\$1767	\$1891	\$1966	\$2045	\$2126	\$2210	\$2300	\$2392	\$2487	\$2586	\$2691	\$3181

OPTIONS

Add upcharge to list price and code to model number

FR	CAL 133 (TB 133) Fire Retardant per yard	\$95	/yd.
MB	Moisture Barrier - per seat	\$133	

2FO	Two fabric option	\$104	
-----	-------------------	-------	--

DIMENSIONS	Island Twenty 4-Star Base	Island Twenty Disc Base	Island Twenty 5-Star Base	Island Twenty Trumpet Base
Seat Height:	18"	18"	18.5" - 22"	18"
Seat Width:	20"	20"	20"	20"
Seat Depth:	19.5"	19.5"	19.5"	19.5"
Overall Height:	30"	30"	30.5" - 34"	30"
Overall Width:	25.5"	25.5"	25.5"	25.5"
Overall Depth:	24"	24"	24"	24"
Qty./Wt.:	1 ea./52 lbs.	1 ea./52 lbs.	1 ea./52 lbs.	1 ea./52 lbs.



ISLAND TWENTY
ON 5-STAR CASTER BASE

Features: Open Back

MODEL / DESCRIPTION / LIST PRICING



8612 Island Twenty Swivel Club Chair / 4-Star Stainless Steel Base on Glides COM Yardage: 3.75 Yds. / Back: 1 Yds. / Seat: 1.25Yd. / Arms: 1.5 Yds.

COM	GR1	GR2	GR3	GR4	GR5	GR6	GR7	GR8	GR9	GR10	LEA
\$1520	\$1626	\$1692	\$1759	\$1829	\$1903	\$1979	\$2058	\$2141	\$2226	\$2315	\$2736



8614 Island Twenty Swivel Club Chair / Disc Stainless Steel Base COM Yardage: 3.75 Yds. / Back: 1 Yds. / Seat: 1.25 Yd. / Arms: 1.5 Yds.

COM	GR1	GR2	GR3	GR4	GR5	GR6	GR7	GR8	GR9	GR10	LEA
\$1550	\$1659	\$1725	\$1795	\$1866	\$1941	\$2019	\$2098	\$2184	\$2270	\$2361	\$2791



8616 Island Twenty Swivel Club Chair / 5-Star Polished Aluminum Base w/ Casters COM Yardage: 3.75 Yds. / Back: 1 Yds. / Seat: 1.25 Yd. / Arms: 1.5 Yds.

COM	GR1	GR2	GR3	GR4	GR5	GR6	GR7	GR8	GR9	GR10	LEA
\$1708	\$1828	\$1900	\$1977	\$2056	\$2137	\$2224	\$2312	\$2405	\$2502	\$2603	\$3076



8618 Island Twenty Swivel Club Chair / Trumpet Polished Chrome Base COM Yardage: 3.75 Yds. / Back: 1 Yds. / Seat: 1.25 Yd. / Arms: 1.5 Yds.

COM	GR1	GR2	GR3	GR4	GR5	GR6	GR7	GR8	GR9	GR10	LEA
\$1981	\$2119	\$2204	\$2292	\$2383	\$2479	\$2578	\$2682	\$2787	\$2899	\$3016	\$3565

OPTIONS

Add upcharge to list price and code to model number

FR	CAL 133 (TB 133) Fire Retardant per yard	\$95	/yd.
MB	Moisture Barrier - per seat	\$133	

2FO	Two fabric option	\$104	
3FO	Three fabric option	\$157	

DIMENSIONS	Island Ten 4-Leg Base	Island Twenty 4-Leg Base
Seat Height:	18"	18"
Seat Width:	20"	20"
Seat Depth:	19.5"	19.5"
Overall Height:	30"	30"
Overall Width:	25.5"	25.5"
Overall Depth:	24"	28"
Qty./Wt.:	1 ea./52 lbs.	1 ea./52 lbs.




ISLAND TEN 4-LEG BASE




ISLAND TWENTY 4-LEG BASE

MODEL / DESCRIPTION / LIST PRICING



8601 Island Ten 4-Leg Polished Chrome Base COM Yardage: 3.75 Yds. / Back: 1 Yds. / Seat: 1.25 Yd. / Arms: 1.5 Yds.

COM	GR1	GR2	GR3	GR4	GR5	GR6	GR7	GR8	GR9	GR10	LEA
\$1381	\$1476	\$1537	\$1598	\$1661	\$1728	\$1797	\$1868	\$1944	\$2021	\$2103	\$2484



8611 Island Twenty 4-Leg Polished Chrome Base COM Yardage: 3.75 Yds. / Back: 1 Yds. / Seat: 1.25 Yd. / Arms: 1.5 Yds.

COM	GR1	GR2	GR3	GR4	GR5	GR6	GR7	GR8	GR9	GR10	LEA
\$1472	\$1575	\$1637	\$1704	\$1772	\$1843	\$1917	\$1993	\$2072	\$2156	\$2241	\$2649

OPTIONS

Add upcharge to list price and code to model number

FR	CAL 133 (TB 133) Fire Retardant per yard	\$95	/yd.
MB	Moisture Barrier - per seat	\$133	
SF	Powder Coat paint color	\$51	

2FO	Two fabric option	\$104	
3FO	Three fabric option	\$157	

DIMENSIONS	Island Thirty 4-Star Base	Island Thirty Disc Base	Island Thirty 5-Star Base	Island Thirty Trumpet Base
Seat Height:	18"	18"	18.5" - 22"	18"
Seat Width:	20"	20"	20"	20"
Seat Depth:	19.5"	19.5"	19.5"	19.5"
Overall Height:	38"	38"	38.5" - 42"	38"
Overall Width:	25.5"	25.5"	25.5"	25.5"
Overall Depth:	28"	28"	28"	28"
Qty./Wt.:	1 ea./52 lbs.	1 ea./52 lbs.	1 ea./52 lbs.	1 ea./52 lbs.



ISLAND THIRTY
4-STAR STAINLESS STEEL BASE

Features: Tall Back

MODEL / DESCRIPTION / LIST PRICING



8622 Island Thirty Swivel Club Chair / 4-Star Stainless Steel Base on Glides COM Yardage: 4 Yds. / Back: 1.5 Yds. / Seat: 1.25 Yd. / Arms: 1.25 Yds.

COM	GR1	GR2	GR3	GR4	GR5	GR6	GR7	GR8	GR9	GR10	LEA
\$1767	\$1891	\$1966	\$2045	\$2126	\$2210	\$2300	\$2392	\$2487	\$2586	\$2691	\$3181



8624 Island Thirty Swivel Club Chair / Disc Stainless Steel Base COM Yardage: 4 Yds. / Back: 1.5 Yds. / Seat: 1.25 Yd. / Arms: 1.25 Yds.

COM	GR1	GR2	GR3	GR4	GR5	GR6	GR7	GR8	GR9	GR10	LEA
\$1797	\$1923	\$1999	\$2080	\$2162	\$2248	\$2340	\$2433	\$2531	\$2632	\$2737	\$3234



8626 Island Thirty Swivel Club Chair / 5-Star Polished Aluminum Base w/ Casters COM Yardage: 4 Yds. / Back: 1.5 Yds. / Seat: 1.25 Yd. / Arms: 1.25 Yds.

COM	GR1	GR2	GR3	GR4	GR5	GR6	GR7	GR8	GR9	GR10	LEA
\$2057	\$2200	\$2288	\$2381	\$2475	\$2574	\$2678	\$2784	\$2895	\$3012	\$3132	\$3703



8628 Island Thirty Swivel Club Chair / Trumpet Polished Chrome Base COM Yardage: 3.75 Yds. / Back: 2.5 Yds. / Seat: 1.25 Yd.

COM	GR1	GR2	GR3	GR4	GR5	GR6	GR7	GR8	GR9	GR10	LEA
\$2228	\$2382	\$2478	\$2578	\$2681	\$2786	\$2898	\$3015	\$3134	\$3261	\$3392	\$4008

OPTIONS

Add upcharge to list price and code to model number

FR	CAL 133 (TB 133) Fire Retardant per yard	\$95	/yd.
MB	Moisture Barrier - per seat	\$133	

2FO	Two fabric option	\$104	
3FO	Three fabric option	\$157	

DIMENSIONS	Island Forty 4-Star Base	Island Forty Disc Base	Island Forty 5-Star Base
Seat Height:	18"	18"	18.5" - 22"
Seat Width:	20"	20"	20"
Seat Depth:	19.5"	19.5"	19.5"
Overall Height:	44"	44"	44.5" - 47"
Overall Width:	25.5"	25.5"	25.5"
Overall Depth:	28"	28"	28"
Qty./Wt.:	1 ea./52 lbs.	1 ea./52 lbs.	1 ea./52 lbs.



ISLAND FORTY
STAINLESS STEEL DISC BASE

Features: Extra Slim Tall Back

MODEL / DESCRIPTION / LIST PRICING



8632 Island Forty Swivel Club Chair / 4-Star Stainless Steel Base on Glides COM Yardage: 4.25 Yds. / Back: 1.5 Yds. / Seat: 1.25 Yd. / Arms: 1.5 Yds.

COM	GR1	GR2	GR3	GR4	GR5	GR6	GR7	GR8	GR9	GR10	LEA
\$1782	\$1907	\$1983	\$2063	\$2145	\$2231	\$2321	\$2414	\$2509	\$2610	\$2714	\$3208



8634 Island Forty Swivel Club Chair / Disc Stainless Steel Base COM Yardage: 4.25 Yds. / Back: 1.5 Yds. / Seat: 1.25 Yd. / Arms: 1.5 Yds.

COM	GR1	GR2	GR3	GR4	GR5	GR6	GR7	GR8	GR9	GR10	LEA
\$1813	\$1938	\$2017	\$2097	\$2183	\$2269	\$2360	\$2454	\$2552	\$2655	\$2760	\$3264



8636 Island Forty Swivel Club Chair / 5-Star Polished Aluminum Base w/ Casters COM Yardage: 4.25 Yds. / Back: 1.5 Yds. / Seat: 1.25 Yd. / Arms: 1.5 Yds.

COM	GR1	GR2	GR3	GR4	GR5	GR6	GR7	GR8	GR9	GR10	LEA
\$2080	\$2224	\$2312	\$2405	\$2503	\$2603	\$2706	\$2815	\$2927	\$3044	\$3166	\$3742

Trumpet Base not available on Island Forty

OPTIONS

Add upcharge to list price and code to model number

FR	CAL 133 (TB 133) Fire Retardant per yard	\$95	/yd.
MB	Moisture Barrier - per seat	\$133	

2FO	Two fabric option	\$104	
3FO	Three fabric option	\$157	

DIMENSIONS	Island Ottoman
Overall Width:	20.5"
Overall Depth:	20"
Overall Height:	16"
Qty./Wt.:	1 ea./32 lbs.



ISLAND FORTY
4-STAR STAINLESS STEEL BASE ON GLIDES /
COMPLEMENTED WITH ISLAND OTTOMAN

ISLAND OTTOMAN
4-STAR STAINLESS STEEL BASE

MODEL / DESCRIPTION / LIST PRICING



8640 Island Ottoman / 4-Star Stainless Steel Fixed Base on Glides COM Yardage: 1.5 Yds.

COM	GR1	GR2	GR3	GR4	GR5	GR6	GR7	GR8	GR9	GR10	LEA
\$1155	\$1234	\$1283	\$1335	\$1388	\$1444	\$1502	\$1563	\$1624	\$1689	\$1757	\$2078



8642 Island Ottoman / Disc Stainless Steel Fixed Base COM Yardage: 1.5 Yds.

COM	GR1	GR2	GR3	GR4	GR5	GR6	GR7	GR8	GR9	GR10	LEA
\$1188	\$1271	\$1321	\$1374	\$1430	\$1486	\$1546	\$1608	\$1672	\$1739	\$1809	\$2136



8644 Island Ottoman / Trumpet Polished Chrome Base (Swivel) COM Yardage: 1.5 Yds.

COM	GR1	GR2	GR3	GR4	GR5	GR6	GR7	GR8	GR9	GR10	LEA
\$1311	\$1402	\$1460	\$1517	\$1579	\$1642	\$1707	\$1775	\$1847	\$1921	\$1997	\$2360

OPTIONS

Add upcharge to list price and code to model number

FR	CAL 133 (TB 133) Fire Retardant per yard	\$95	/yd.
MB	Moisture Barrier - per seat	\$133	

2FO	Two fabric option	\$104	
3FO	Three fabric option	\$157	

**HURRY!
QUANTITIES
LIMITED!**

ISLAND PETITE

Island Petite is a fully upholstered arm chair offered in choice of fabric on a polished chrome, black or white swivel trumpet base.



ISLAND PETITE SWIVEL CHAIR
BLACK GLOSS BASE

*Trumpet Base also available in
Black Gloss or White Gloss - Limited Stock!*

**DRASTICALLY
REDUCED**

ORDERING INFORMATION

To Order Please Specify:

- 1) Series Name
- 2) Model Number
- 3) Quantity
- 4) Fabric Grade & Number
- 5) Optional Items
- 6) Base Color

ISLAND GENERAL SPECIFICATIONS

Shell

Curved fabricated plywood shell is 2" thick all around. Foam is glued over plywood and fiber dacron is applied all over before upholstery.

Upholstery

Island upholstered back and arms are upholstered over 1" foam. Seat and back can be upholstered with choice of fabric, vinyl, crypton, leather or approved COM.

Seat

2" foam and fiber dacron is applied before upholstery.
Seat swivels 360°

Base

Trumpet base: 360° swivel with fixed height. One piece steel with **polished chrome, black or white standard finish**. Base diameter is 17.5", with optional powder coat finishes available.

COLORS / FINISHES

Trumpet Base Finish Colors:

Standard polished chrome or black/white gloss powder coat color. Optional powder coat colors available.

OPTIONS

- CODE: FR - CAL 133 (TB 133) Fire Retardant
- CODE: MB - Moisture Barrier
- CODE: SF - Powder Coat Color
- CODE: WTB - White Gloss Trumpet Swivel Base
- CODE: BTB - Black Gloss Trumpet Swivel Base
- CODE: 2FO - 2 Fabric Option. When seat and back are upholstered in two different fabrics of your choice
- CODE: 3FO - 3 Fabric Option. When seat, back and arm are upholstered in three different fabrics of your choice

DIMENSIONS	Island Petite
Seat Width:	18"
Seat Depth:	18"
Seat Height:	18.5"
Back Height:	30"
Overall Width:	23"
Overall Depth:	23"
Qty./Wt.:	1 ea./40 lbs.

MODEL / DESCRIPTION / LIST PRICING



858 Swivel Club Chair on Trumpet Base

COM Yardage: 2.75 Yds. / Back: 1.5 Yds. / Seat: 1.25 Yd.

COM	GR1	GR2	GR3	GR4	GR5	GR6	GR7	GR8	GR9	GR10	LEA
\$947	\$1012	\$1053	\$1096	\$1139	\$1185	\$1232	\$1281	\$1333	\$1385	\$1442	\$1704

OPTIONS

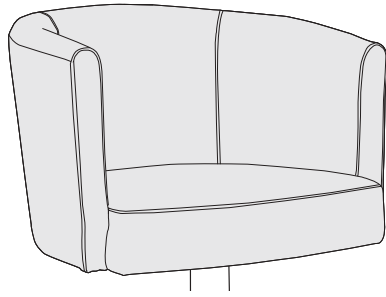
Add upcharge to list price and code to model number

FR	CAL 133 (TB 133) Fire Retardant per yard	\$95	/yd.
MB	Moisture Barrier - per seat	\$133	
2FO	Two fabric option	\$104	
3FO	Three fabric option	\$157	

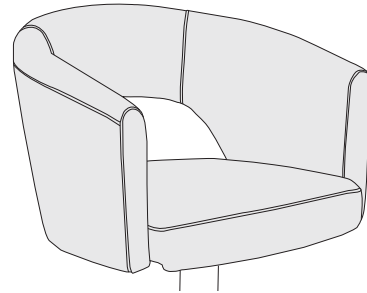
SF	Powder Coat Color - Trumpet Swivel Base	\$69	
WTB	White Gloss - Trumpet Swivel Base	No Charge	
BTB	Black Gloss - Trumpet Swivel Base	No Charge	

ISLAND TEN

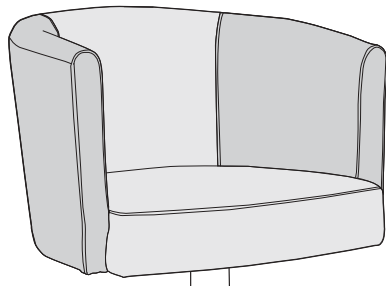
ISLAND TWENTY



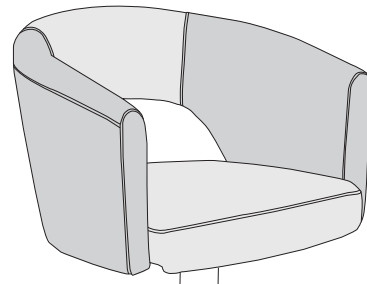
MONOCHROMATIC FABRIC



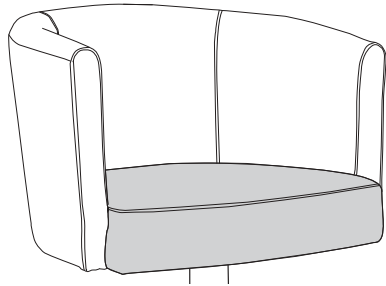
MONOCHROMATIC FABRIC



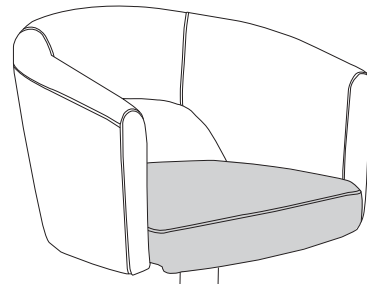
TWO-TONE FABRIC 1



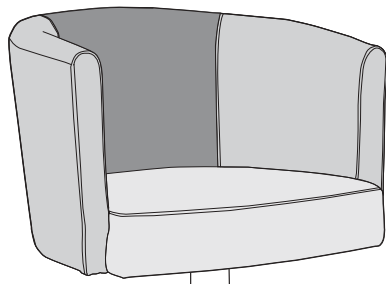
TWO-TONE FABRIC 1



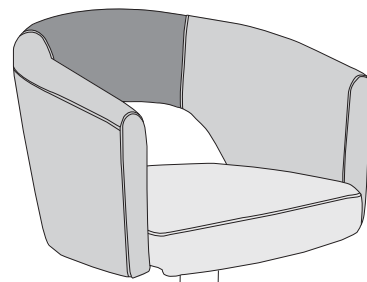
TWO-TONE FABRIC 2



TWO-TONE FABRIC 2



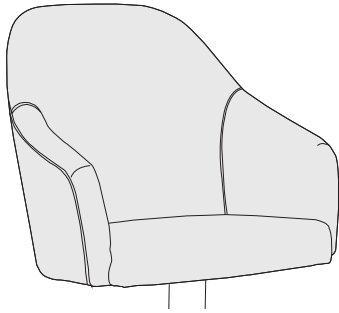
THREE-TONE FABRIC 1



THREE-TONE FABRIC 1

ISLAND THIRTY

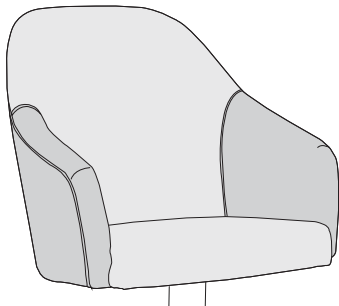
ISLAND FORTY



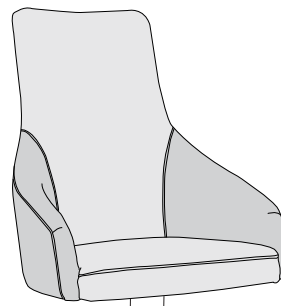
MONOCHROMATIC FABRIC



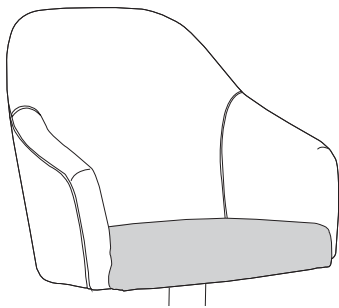
MONOCHROMATIC FABRIC



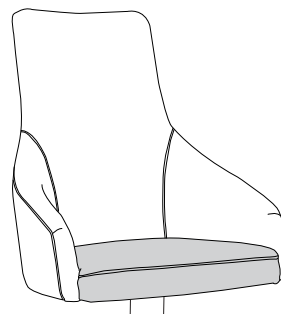
TWO-TONE FABRIC 1



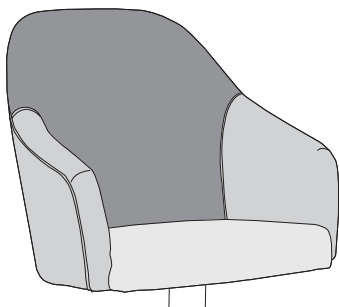
TWO-TONE FABRIC 1



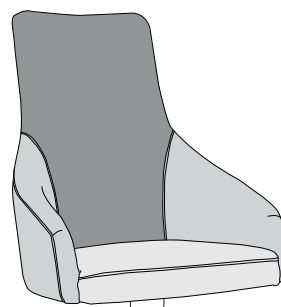
TWO-TONE FABRIC 2



TWO-TONE FABRIC 2



THREE-TONE FABRIC 1



THREE-TONE FABRIC 1



JACKSON TABLE OF CONTENTS

Jackson Metal Specifications	2
Jackson Metal Fabric Placement Detail	3
Jackson Metal Metal Swivel Base	4
Jackson Metal Fixed Ottoman	8
Jackson Wood Specifications	9
Jackson Wood Fabric Placement Detail	10
Jackson Wood Wood Frame Base	11
Jackson Wood Frame Ottomans	15
Jackson Wood Frame Benches	16

JACKSON METAL COLLECTION

The Jackson is a perfect fit for collaborative lounge settings • It is a combination of contemporary and transitional styling, comfort and privacy with a 4-star metal swivel base.



JACKSON TEN



JACKSON TWENTY



JACKSON THIRTY



JACKSON FORTY

ORDERING INFORMATION

To Order Please Specify:

- 1) Series Name
- 2) Model Number
- 3) Quantity
- 4) Fabric Grade & Number
- 5) Optional Items
- 6) Upholstery Vertical Detail
- 7) Two or Three Fabric Option

JACKSON GENERAL SPECIFICATIONS

Shell

Curved fabricated plywood shell is 2" thick all around. Foam is glued over plywood and fiber dacron on seat is applied.

Upholstery

Jackson upholstered back and arms are upholstered over 2" foam. Vertical stitching comes standard. Seat and back can be upholstered with choice of fabric, vinyl, crypton, leather or approved COM.

Seat

5" thick, no-sag spring installed.

Base

- Swivel 4-star base in stainless steel with adjustable glides.
- Base spread is 27.5"

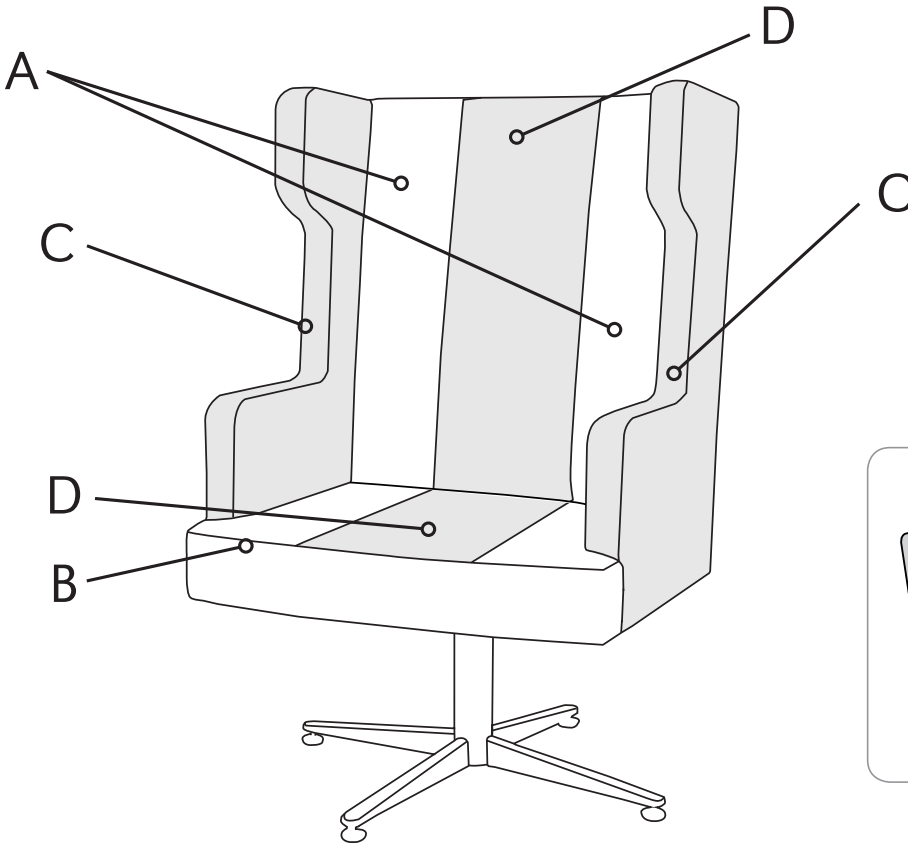
Chair function

- Swivel 360°
- No tilt or height adjustment available.

OPTIONS

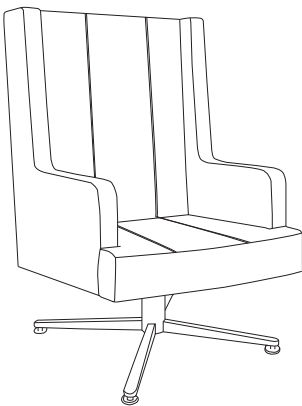
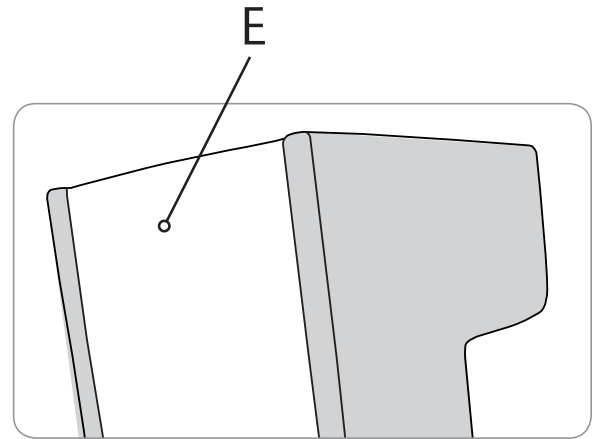
- CODE: FR - CAL 133 (TB 133) Fire Retardant
- CODE: MB - Moisture Barrier
- CODE: 2FO - 2 Fabric Option. When seat and back are upholstered in two different fabrics of your choice
- CODE: 3FO - Three Fabric Option

SOFT SEATING	WEIGHT LIMIT
1 Seat	500 lbs.

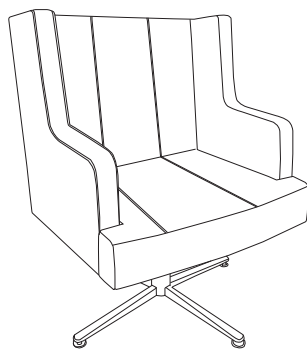


- A - chair back
- B - seat
- C - arms
- D - center stripe
- E - back of chair

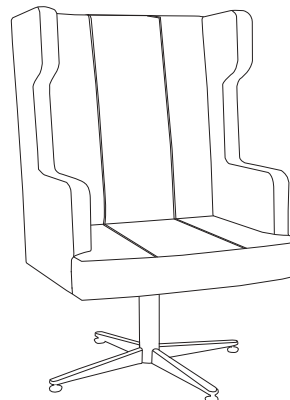
*For multiple fabric options, please specify placement of fabric for each area



JACKSON TEN
HIGH BACK



JACKSON TWENTY
MID BACK



JACKSON THIRTY
HIGH BACK



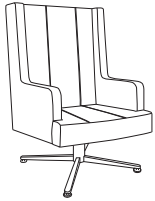
JACKSON FORTY
HIGH BACK

DIMENSIONS	Jackson Ten High Back Metal Base*	Jackson Ten Mid Back Metal Base*
Seat Height:	17.75"	17.75"
Arm Height:	25"	25"
Overall Height:	44.5"	36"
Inside Seat Width:	22"	22"
Seat Depth:	19.75"	19.75"
Overall Width:	27"	27"
Overall Depth:	28"	28"
Qty./Wt.:	1 ea./55 lbs.	1 ea./52 lbs.



JACKSON TEN HIGH BACK
METAL BASE

MODEL / DESCRIPTION / LIST PRICING



5622 Jackson Ten High Back / Metal Swivel Base

COM	GR1	GR2	GR3	GR4	GR5	GR6	GR7	GR8	GR9	GR10	LEA
\$2001	\$2142	\$2228	\$2316	\$2409	\$2506	\$2606	\$2710	\$2818	\$2931	\$3048	\$3603

Solid Color Seat/Back	
Arms	3 Yds.
Back	1.5 Yds.
Seat	1.5 Yds.
COM	6 Yds.

2/3 Tone Seat/Back	
Arms	3 Yds.
Back	1.25 Yds.
Seat	1.25 Yds.
2nd Fabric	1 Yd.
COM	6.5 Yds.



5624 Jackson Ten Mid Back / Metal Swivel Base

COM	GR1	GR2	GR3	GR4	GR5	GR6	GR7	GR8	GR9	GR10	LEA
\$1882	\$2013	\$2094	\$2177	\$2265	\$2356	\$2449	\$2547	\$2649	\$2755	\$2865	\$3386

Solid Color Seat/Back	
Arms	3 Yds.
Back	1.5 Yds.
Seat	1.5 Yds.
COM	6 Yds.

2/3 Tone Seat/Back	
Arms	3 Yds.
Back	1.25 Yds.
Seat	1.25 Yds.
2nd Fabric	1 Yd.
COM	6.5 Yds.

OPTIONS

Add upcharge to list price and code to model number

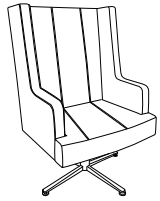
FR	CAL 133 (TB 133) Fire Retardant per yard	\$95	/yd.	2FO	Two fabric option	\$104	
MB	Moisture Barrier - per seat	\$133		3FO	Three fabric option	\$157	

DIMENSIONS	Jackson Twenty High Back Metal Base*	Jackson Twenty Mid Back Metal Base*
Seat Height:	17.75"	17.75"
Arm Height:	25"	25"
Overall Height:	44.5"	36"
Inside Seat Width:	22"	22"
Seat Depth:	19.75"	19.75"
Overall Width:	27"	27"
Overall Depth:	28"	28"
Qty./Wt.:	1 ea./55 lbs.	1 ea./52 lbs.



JACKSON TWENTY MID BACK / METAL SWIVEL BASE

MODEL / DESCRIPTION / LIST PRICING



5626 Jackson Twenty High Back / Metal Swivel Base

COM	GR1	GR2	GR3	GR4	GR5	GR6	GR7	GR8	GR9	GR10	LEA
\$2028	\$2169	\$2257	\$2346	\$2441	\$2538	\$2640	\$2745	\$2855	\$2969	\$3088	\$3650

Solid Color Seat/Back	
Arms	3 Yds.
Back	1.5 Yds.
Seat	1.5 Yds.
COM	6 Yds.

2/3 Tone Seat/Back	
Arms	3 Yds.
Back	1.25 Yds.
Seat	1.25 Yds.
2nd Fabric	1 Yd.
COM	6.5 Yds.



5628 Jackson Twenty Mid Back / Metal Swivel Base

COM	GR1	GR2	GR3	GR4	GR5	GR6	GR7	GR8	GR9	GR10	LEA
\$1907	\$2040	\$2121	\$2206	\$2295	\$2385	\$2481	\$2581	\$2684	\$2791	\$2904	\$3431

Solid Color Seat/Back	
Arms	3 Yds.
Back	1.5 Yds.
Seat	1.5 Yds.
COM	6 Yds.

2/3 Tone Seat/Back	
Arms	3 Yds.
Back	1.25 Yds.
Seat	1.25 Yds.
2nd Fabric	1 Yd.
COM	6.5 Yds.

OPTIONS

Add upcharge to list price and code to model number

FR	CAL 133 (TB 133) Fire Retardant per yard	\$95	/yd.	2FO	Two fabric option	\$104	
MB	Moisture Barrier - per seat	\$133		3FO	Three fabric option	\$157	



JACKSON THIRTY HIGH BACK
METAL SWIVEL BASE

DIMENSIONS	Jackson Thirty High Back Metal Base*	Jackson Thirty Mid Back Metal Base*
Seat Height:	17.75"	17.75"
Arm Height:	25"	25"
Overall Height:	44.5"	36"
Inside Seat Width:	22"	22"
Seat Depth:	19.75"	19.75"
Overall Width:	27"	27"
Overall Depth:	28"	28"
Qty./Wt.:	1 ea./55 lbs.	1 ea./52 lbs.

MODEL / DESCRIPTION / LIST PRICING



5630 Jackson Thirty High Back / Metal Swivel Base

COM	GR1	GR2	GR3	GR4	GR5	GR6	GR7	GR8	GR9	GR10	LEA
\$2049	\$2193	\$2280	\$2371	\$2466	\$2565	\$2668	\$2774	\$2885	\$2999	\$3120	\$3688

Solid Color Seat/Back	
Arms	3 Yds.
Back	1.5 Yds.
Seat	1.5 Yds.
COM	6 Yds.

2/3 Tone Seat/Back	
Arms	3 Yds.
Back	1.25 Yds.
Seat	1.25 Yds.
2nd Fabric	1 Yd.
COM	6.5 Yds.



5632 Jackson Thirty Mid Back / Metal Swivel Base

COM	GR1	GR2	GR3	GR4	GR5	GR6	GR7	GR8	GR9	GR10	LEA
\$1926	\$2061	\$2143	\$2230	\$2319	\$2411	\$2508	\$2608	\$2712	\$2820	\$2933	\$3467

Solid Color Seat/Back	
Arms	3 Yds.
Back	1.5 Yds.
Seat	1.5 Yds.
COM	6 Yds.

2/3 Tone Seat/Back	
Arms	3 Yds.
Back	1.25 Yds.
Seat	1.25 Yds.
2nd Fabric	1 Yd.
COM	6.5 Yds.

OPTIONS

Add upcharge to list price and code to model number

FR	CAL 133 (TB 133) Fire Retardant per yard	\$95	/yd.	2FO	Two fabric option	\$104	
MB	Moisture Barrier - per seat	\$133		3FO	Three fabric option	\$157	

DIMENSIONS	Jackson Forty High Back Metal Base*	Jackson Forty Mid Back Metal Base*
Seat Height:	17.75"	17.75"
Arm Height:	25"	25"
Overall Height:	44.5"	36"
Inside Seat Width:	22"	22"
Seat Depth:	19.75"	19.75"
Overall Width:	27"	27"
Overall Depth:	28"	28"
Qty./Wt.:	1 ea./55 lbs.	1 ea./52 lbs.



JACKSON FORTY HIGH BACK
METAL SWIVEL BASE

MODEL / DESCRIPTION / LIST PRICING



5634 Jackson Forty High Back / Metal Swivel Base

COM	GR1	GR2	GR3	GR4	GR5	GR6	GR7	GR8	GR9	GR10	LEA
\$2070	\$2216	\$2304	\$2396	\$2492	\$2591	\$2694	\$2803	\$2915	\$3031	\$3153	\$3727

Solid Color Seat/Back	
Arms	3 Yds.
Back	1.5 Yds.
Seat	1.5 Yds.
COM	6 Yds.

2/3 Tone Seat/Back	
Arms	3 Yds.
Back	1.25 Yds.
Seat	1.25 Yds.
2nd Fabric	1 Yd.
COM	6.5 Yds.



5636 Jackson Forty Mid Back / Metal Swivel Base

COM	GR1	GR2	GR3	GR4	GR5	GR6	GR7	GR8	GR9	GR10	LEA
\$1946	\$2082	\$2165	\$2251	\$2341	\$2435	\$2532	\$2634	\$2739	\$2848	\$2961	\$3502

Solid Color Seat/Back	
Arms	3 Yds.
Back	1.5 Yds.
Seat	1.5 Yds.
COM	6 Yds.

2/3 Tone Seat/Back	
Arms	3 Yds.
Back	1.25 Yds.
Seat	1.25 Yds.
2nd Fabric	1 Yd.
COM	6.5 Yds.

OPTIONS

Add upcharge to list price and code to model number

FR	CAL 133 (TB 133) Fire Retardant per yard	\$95	/yd.	2FO	Two fabric option	\$104	
MB	Moisture Barrier - per seat	\$133		3FO	Three fabric option	\$157	

DIMENSIONS	Jackson Ottoman
Seat Height:	16"
Overall Width:	23"
Overall Depth:	20"
Qty./Wt.:	1 ea./40 lbs.



OTTOMAN 4-STAR METAL FIXED BASE



OTTOMAN 4-STAR METAL FIXED BASE /
2 FABRIC OPTION

MODEL / DESCRIPTION / LIST PRICING



5638 Jackson Ottoman 4-Star Metal Fixed Base

COM Yardage: 1.5 Yd. / Seat: 1.5 Yd.

COM	GR1	GR2	GR3	GR4	GR5	GR6	GR7	GR8	GR9	GR10	LEA
\$1101	\$1177	\$1225	\$1274	\$1325	\$1379	\$1434	\$1491	\$1550	\$1612	\$1677	\$1982

COM Yardage (one color)	COM Yardage (2/3 colors)
1.25 Yd.	Call



JACKSON 20 HIGH BACK 2 FABRIC
OPTION W/ FIXED METAL BASE OTTOMAN

OPTIONS

Add upcharge to list price and code to model number

FR	CAL 133 (TB 133) Fire Retardant per yard	\$95	/yd.
MB	Moisture Barrier - per ottoman	\$133	
2FO	Two fabric option	\$104	

3FO	Three Fabric Upholstery	\$157	
SF	Powder Coat Color	\$69	

JACKSON WOOD COLLECTION

The Jackson is a perfect fit for collaborative lounge settings • It is a combination of contemporary and transitional styling, comfort and privacy.



JACKSON TEN
HIGH BACK WOOD FRAME BASE



JACKSON TWENTY
HIGH BACK WOOD FRAME BASE



JACKSON THIRTY
HIGH BACK WOOD FRAME BASE



JACKSON FORTY
MID BACK WOOD FRAME BASE

ORDERING INFORMATION

To Order Please Specify:

- 1) Series Name
- 2) Model Number
- 3) Quantity
- 4) Finish
- 5) Fabric Grade & Number
- 6) Optional Items
- 7) Upholstery Vertical Detail

JACKSON GENERAL SPECIFICATIONS

Shell

Curved fabricated plywood shell is 2" thick all around. Foam is glued over plywood and fiber dacron on seat is applied.

Upholstery

Jackson upholstered back and arms are upholstered over 2" foam.

Vertical stitching comes standard back and seat. Seat and back can be upholstered with choice of fabric, vinyl, crypton, leather or approved COM.

Seat

5" thick, no-sag spring installed.

Base

- Fixed wood frame base; 4-legged in stained maple.

COLORS / FINISHES

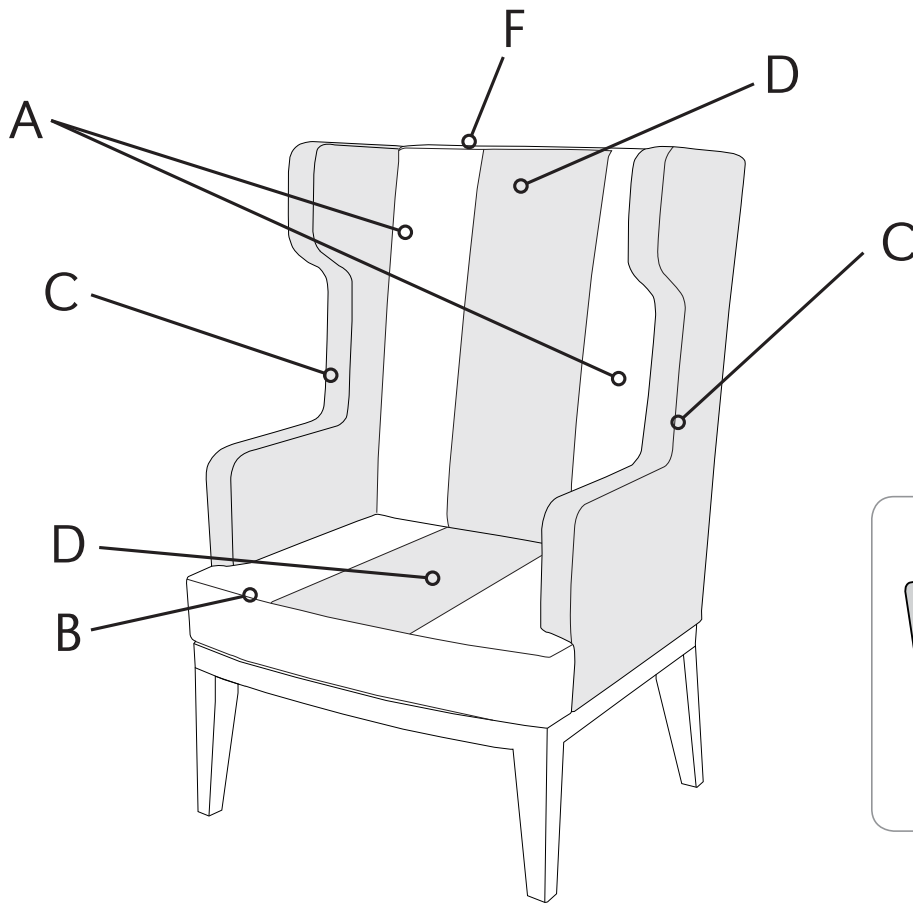
Base Finish Colors:

Maple wood base in standard wood stain colors

OPTIONS

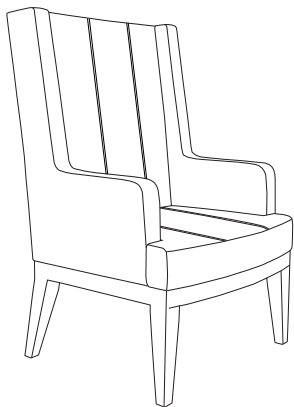
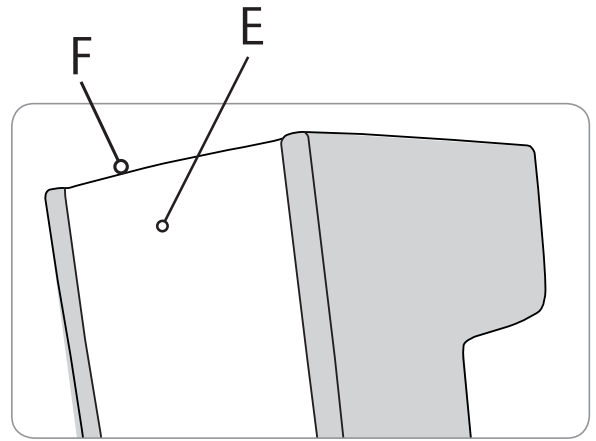
- CODE: FR - CAL 133 (TB 133) Fire Retardant
- CODE: MB - Moisture Barrier
- CODE: 2FO - 2 Fabric Option. When seat, back and arm are upholstered in two different fabrics of your choice
- CODE: 3FO - Three Fabric Option. When seat, back and arm are upholstered in three different fabrics of your choice

SOFT SEATING	WEIGHT LIMIT
1 Seat	500 lbs.




- A - chair back
- B - seat
- C - arms
- D - center stripe
- E - back of chair
- F - top of back

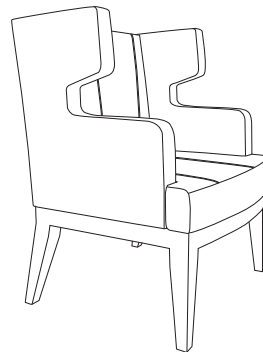
*For multiple fabric options, please specify placement of fabric for each area




JACKSON TEN
HIGH BACK



JACKSON TWENTY
MID BACK



JACKSON THIRTY
HIGH BACK



JACKSON FORTY
HIGH BACK

DIMENSIONS	Jackson Ten High Back Wood Frame Base	Jackson Ten Mid Back Wood Frame Base
Seat Height:	17.75"	17.75"
Arm Height:	25"	25"
Overall Height:	44.5"	36"
Inside Seat Width:	22"	22"
Seat Depth:	19.75"	19.75"
Overall Width:	27"	27"
Overall Depth:	28"	28"
Qty./Wt.:	1 ea./55 lbs.	1 ea./52 lbs.



JACKSON TEN HIGH BACK

MODEL / DESCRIPTION / LIST PRICING




5600 Jackson Ten High Back / Wood Frame Base

COM	GR1	GR2	GR3	GR4	GR5	GR6	GR7	GR8	GR9	GR10	LEA
\$2473	\$2646	\$2752	\$2861	\$2977	\$3095	\$3220	\$3348	\$3482	\$3621	\$3767	\$4452

Solid Color Seat/Back	
Arms	3 Yds.
Back	1.5 Yds.
Seat	1.5 Yds.
COM	6 Yds.

2/3 Tone Seat/Back	
Arms	3 Yds.
Back	1.25 Yds.
Seat	1.25 Yds.
2nd Fabric	1 Yd.
COM	6.5 Yds.



5602 Jackson Ten Mid Back / Wood Frame Base

COM	GR1	GR2	GR3	GR4	GR5	GR6	GR7	GR8	GR9	GR10	LEA
\$2237	\$2394	\$2491	\$2589	\$2693	\$2802	\$2912	\$3029	\$3151	\$3276	\$3407	\$4027

Solid Color Seat/Back	
Arms	3 Yds.
Back	1.5 Yds.
Seat	1.5 Yds.
COM	6 Yds.

2/3 Tone Seat/Back	
Arms	3 Yds.
Back	1.25 Yds.
Seat	1.25 Yds.
2nd Fabric	1 Yd.
COM	6.5 Yds.

OPTIONS

Add upcharge to list price and code to model number

FR	CAL 133 (TB 133) Fire Retardant per yard	\$95	/yd.	2FO	Two fabric option	\$104	
MB	Moisture Barrier - per seat	\$133		3FO	Three fabric option	\$157	

DIMENSIONS	Jackson Twenty High Back Wood Frame Base	Jackson Twenty Mid Back Wood Frame Base
Seat Height:	17.75"	17.75"
Arm Height:	25"	25"
Overall Height:	44.5"	36"
Inside Seat Width:	22"	22"
Seat Depth:	19.75"	19.75"
Overall Width:	27"	27"
Overall Depth:	28"	28"
Qty./Wt.:	1 ea./55 lbs.	1 ea./52 lbs.



JACKSON TWENTY HIGH BACK

MODEL / DESCRIPTION / LIST PRICING

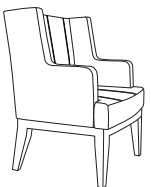


5604 Jackson Twenty High Back / Wood Frame Base

COM	GR1	GR2	GR3	GR4	GR5	GR6	GR7	GR8	GR9	GR10	LEA
\$2491	\$2665	\$2771	\$2881	\$2996	\$3117	\$3241	\$3370	\$3505	\$3645	\$3791	\$4482

Solid Color Seat/Back	
Arms	3 Yds.
Back	1.5 Yds.
Seat	1.5 Yds.
COM	6 Yds.

2/3 Tone Seat/Back	
Arms	3 Yds.
Back	1.25 Yds.
Seat	1.25 Yds.
2nd Fabric	1 Yd.
COM	6.5 Yds.



5606 Jackson Twenty Mid Back / Wood Frame Base

COM	GR1	GR2	GR3	GR4	GR5	GR6	GR7	GR8	GR9	GR10	LEA
\$2281	\$2441	\$2538	\$2640	\$2745	\$2855	\$2969	\$3089	\$3212	\$3340	\$3473	\$4106

Solid Color Seat/Back	
Arms	3 Yds.
Back	1.5 Yds.
Seat	1.5 Yds.
COM	6 Yds.

2/3 Tone Seat/Back	
Arms	3 Yds.
Back	1.25 Yds.
Seat	1.25 Yds.
2nd Fabric	1 Yd.
COM	6.5 Yds.

OPTIONS

Add upcharge to list price and code to model number

FR	CAL 133 (TB 133) Fire Retardant per yard	\$95	/yd.	2FO	Two fabric option	\$104	
MB	Moisture Barrier - per seat	\$133		3FO	Three fabric option	\$157	

DIMENSIONS	Jackson Thirty High Back Wood Frame Base	Jackson Thirty Mid Back Wood Frame Base
Seat Height:	17.75"	17.75"
Arm Height:	25"	25"
Overall Height:	44.5"	36"
Inside Seat Width:	22"	22"
Seat Depth:	19.75"	19.75"
Overall Width:	27"	27"
Overall Depth:	28"	28"
Qty./Wt.:	1 ea./55 lbs.	1 ea./52 lbs.

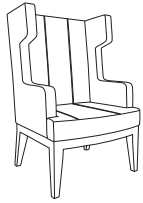


JACKSON THIRTY HIGH BACK



JACKSON THIRTY MID BACK

MODEL / DESCRIPTION / LIST PRICING

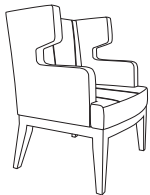


5608 Jackson Thirty High Back / Wood Frame Base

COM	GR1	GR2	GR3	GR4	GR5	GR6	GR7	GR8	GR9	GR10	LEA
\$2541	\$2718	\$2827	\$2941	\$3057	\$3180	\$3307	\$3440	\$3577	\$3720	\$3869	\$4573

Solid Color Seat/Back	
Arms	3 Yds.
Back	1.5 Yds.
Seat	1.5 Yds.
COM	6 Yds.

2/3 Tone Seat/Back	
Arms	3 Yds.
Back	1.25 Yds.
Seat	1.25 Yds.
2nd Fabric	1 Yd.
COM	6.5 Yds.



5610 Jackson Thirty Mid Back / Wood Frame Base

COM	GR1	GR2	GR3	GR4	GR5	GR6	GR7	GR8	GR9	GR10	LEA
\$2306	\$2468	\$2566	\$2669	\$2775	\$2886	\$3002	\$3122	\$3247	\$3377	\$3512	\$4151

Solid Color Seat/Back	
Arms	3 Yds.
Back	1.5 Yds.
Seat	1.5 Yds.
COM	6 Yds.

2/3 Tone Seat/Back	
Arms	3 Yds.
Back	1.25 Yds.
Seat	1.25 Yds.
2nd Fabric	1 Yd.
COM	6.5 Yds.

OPTIONS

Add upcharge to list price and code to model number

FR	CAL 133 (TB 133) Fire Retardant per yard	\$95	/yd.	2FO	Two fabric option	\$104	
MB	Moisture Barrier - per seat	\$133		3FO	Three fabric option	\$157	

DIMENSIONS	Jackson Forty High Back Wood Frame Base	Jackson Forty Mid Back Wood Frame Base
Seat Height:	17.75"	17.75"
Arm Height:	25"	25"
Overall Height:	44.5"	36"
Inside Seat Width:	22"	22"
Seat Depth:	19.75"	19.75"
Overall Width:	27"	27"
Overall Depth:	28"	28"
Qty./Wt.:	1 ea./55 lbs.	1 ea./52 lbs.




JACKSON FORTY HIGH BACK /
2 FABRIC OPTION



JACKSON FORTY MID BACK

MODEL / DESCRIPTION / LIST PRICING




5612 Jackson Forty High Back / Wood Frame Base

COM	GR1	GR2	GR3	GR4	GR5	GR6	GR7	GR8	GR9	GR10	LEA
\$2580	\$2760	\$2872	\$2986	\$3105	\$3230	\$3359	\$3494	\$3633	\$3779	\$3929	\$4644

Solid Color Seat/Back	
Arms	3 Yds.
Back	1.5 Yds.
Seat	1.5 Yds.
COM	6 Yds.

2/3 Tone Seat/Back	
Arms	3 Yds.
Back	1.25 Yds.
Seat	1.25 Yds.
2nd Fabric	1 Yd.
COM	6.5 Yds.



5614 Jackson Forty Mid Back / Wood Frame Base

COM	GR1	GR2	GR3	GR4	GR5	GR6	GR7	GR8	GR9	GR10	LEA
\$2350	\$2515	\$2616	\$2720	\$2829	\$2943	\$3060	\$3183	\$3309	\$3442	\$3580	\$4231

Solid Color Seat/Back	
Arms	3 Yds.
Back	1.5 Yds.
Seat	1.5 Yds.
COM	6 Yds.

2/3 Tone Seat/Back	
Arms	3 Yds.
Back	1.25 Yds.
Seat	1.25 Yds.
2nd Fabric	1 Yd.
COM	6.5 Yds.

OPTIONS

Add upcharge to list price and code to model number

FR	CAL 133 (TB 133) Fire Retardant per yard	\$95	/yd.	2FO	Two fabric option	\$104	
MB	Moisture Barrier - per seat	\$133		3FO	Three fabric option	\$157	

DIMENSIONS	Jackson Ottoman
Seat Height:	16"
Overall Width:	20"
Overall Depth:	23"
Qty./Wt.:	1 ea./35 lbs.

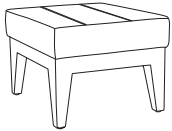


OTTOMAN WOOD FRAME



OTTOMAN / 2 FABRIC OPTION / WOOD FRAME

MODEL / DESCRIPTION / LIST PRICING



5616 Jackson Ottoman Wood Frame Base

COM	GR1	GR2	GR3	GR4	GR5	GR6	GR7	GR8	GR9	GR10	LEA
\$1409	\$1508	\$1568	\$1630	\$1695	\$1763	\$1833	\$1908	\$1984	\$2062	\$2145	\$2536



JACKSON THIRTY HIGH BACK
WOOD FRAME BASE AND OTTOMAN

COM Yardage (one color)	COM Yardage (2/3 colors)
1 Yd.	Call



JACKSON THIRTY MID BACK
WOOD FRAME BASE AND OTTOMAN

OPTIONS

Add upcharge to list price and code to model number

FR	CAL 133 (TB 133) Fire Retardant per yard	\$95	/yd.
MB	Moisture Barrier - per ottoman	\$133	

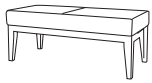
2FO	Two fabric option	\$104	
3FO	Three Fabric Upholstery	\$157	

DIMENSIONS	Jackson Two Seat Bench	Jackson Three Seat Bench
Seat Height:	18"	18"
Overall Width:	44"	66"
Overall Depth:	20"	20"
Qty./Wt.:	1 ea./52 lbs.	1 ea./72 lbs.



TWO SEAT BENCH

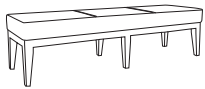
MODEL / DESCRIPTION / LIST PRICING



5618 Jackson Two Seat Wood Frame Bench

COM	GR1	GR2	GR3	GR4	GR5	GR6	GR7	GR8	GR9	GR10	LEA
\$2329	\$2492	\$2591	\$2694	\$2803	\$2915	\$3030	\$3152	\$3277	\$3408	\$3545	\$4190

COM Yardage (one color)	COM Yardage (2/3 colors)
2.5 Yds.	Call



5620 Jackson Three Seat Wood Frame Bench

COM	GR1	GR2	GR3	GR4	GR5	GR6	GR7	GR8	GR9	GR10	LEA
\$3235	\$3461	\$3602	\$3744	\$3893	\$4051	\$4213	\$4381	\$4556	\$4739	\$4928	\$5825

COM Yardage (one color)	COM Yardage (2/3 colors)
3.5 Yds.	Call



THREE SEAT BENCH

OPTIONS

Add upcharge to list price and code to model number

FR	CAL 133 (TB 133) Fire Retardant per yard	\$95	/yd.
MB	Moisture Barrier - per ottoman	\$133	

2FO	Two fabric option	\$104	
3FO	Three Fabric Upholstery	\$157	



COMPLEMENTED WITH TRENO TABLES

LAGUNA TABLE OF CONTENTS

Laguna Specifications	2
Laguna Standard Back vs Inset Back	3
Laguna Banquettes Options	4
Laguna Banquettes Pricing	5
Laguna Banquettes Privacy Panels	6
Laguna Modular Options	7
Laguna Modular Pricing	9
Laguna Modular Privacy Panels	13
Laguna Modular Arms	17
Laguna Modular Quattro Pricing	21
Laguna Lounge Options	22
Laguna Lounge Pricing	23
Laguna Lounge Hideout Pricing	24
Laguna Bolster & Pillows	26
Laguna Bench Pricing	27
Laguna Ottomans Pricing	28
Laguna Tables	32
Laguna Configurations	36

LAGUNA

A very versatile lounge and modular system that will enhance any space or public environment. Laguna offers endless configurations with an array of options and finishes for a truly American visionary design.



BANQUETTES



MODULAR



MODULAR - QUATTRO



LOUNGE - HIDEOUT



LOUNGE



BENCH



OTTOMAN



OCCASIONAL TABLE

ORDERING INFORMATION

- 1) Series Name
- 2) Model Number
- 3) Quantity
- 4) Fabric Grade and Number
- 5) Powder Coat Color for legs
- 6) Panel Laminate/Edge Selection
- 7) Optional Items
- 8) Optional Wood Stain Color

COLORS / FINISHES

Legs

- Standard powder coat colors.

STANDARD POWDERCOAT METAL LEG



SOFT SEATING	WEIGHT LIMIT
1 Seat	500 lbs.
2 Seat	1000 lbs.
3 Seat	1500 lbs.

SPECIFICATIONS

Frame Construction

- Multi-ply hardwood
- Tongue and groove construction nailed and glued

Seat/Foam

- No-sag springs w/ helicoil attachment
- High resiliency foam construction throughout
- All foam bonded to frame

Upholstery

Seat and back are covered in choice of fabric, vinyl, crypton, leather or COM. ERG uses only water based glues and adhesives in our upholstery process.

Legs

- 8" tall, 1.5" diameter fabricated steel angled legs
- Sand blasted prior to paint for maximum color adhesion
- Includes factory installed adjustable glides

Note for Edge of privacy panels:

- Straight panels: available with 3MM PVC or laminate self edge. Select from any of our 3MM PVC edges in solid or wood tone, no custom colors available.
- Curved panels: will only be available with laminate self edge.
- Both straight and curved panels: when combining straight panels and curved panels, ONLY self edge is available.


STANDARD BACK

OPTIONAL INSET BACK

BACK IS INSET 2" ON EACH SIDE



STRAIGHT UNIT



OUTSIDE CURVE



INSIDE CURVE



STRAIGHT PRIVACY
PANEL



OPTIONS

- CODE: FR - CAL 133 (TB 133) Fire Retardant
- CODE: MB - Moisture Barrier (up to 60" overall width)
- CODE: MB60 - Moisture Barrier (over 60" overall width)
- CODE: PC - Polished Chrome Legs
- CODE: WDL - Metal/Wood Legs. (Specify powder coat and wood color)
- CODE: WDL-C - Chrome/Wood Legs. (Specify wood color)
- CODE: 2FO - Two Fabric Option
- CODE: 3FO - Three Fabric Option
- CODE: GD - Ganging Device (Necessary when ganging two or more modules together)
- CODE: ISB - Inset Back

Note: Factory installed power/data available, see accessories online under the 'Products' tab.



SHOWN WITH 3FORM ACRYLIC PRIVACY PANEL, POWER/DATA AND METAL/WOOD LEGS

Laguna Leg Options



2 TONE FABRIC

OPTIONAL METAL/WOOD LEG
CODE: WDL



OPTIONAL CHROME LEG
CODE: PC



OPTIONAL CHROME/WOOD LEG
CODE: WDL-C



DIMENSIONS	48" Straight	60" Straight	72" Straight
Seat Depth:	21"	21"	21"
Seat Width:	48"	60"	72"
Seat Height:	18"	18"	18"
Overall Depth:	27"	27"	27"
Overall Width:	48"	60"	72"
Overall Height:	30"	30"	30"
Qty./Wt.:	1 ea./75 lbs.	1 ea./90 lbs.	1 ea./110 lbs.



60" W STRAIGHT UNIT

MODEL / DESCRIPTION / LIST PRICING



1206 48" W Straight (4 legs)

COM Yardage: Total: 5.25 Yds. / Back: 2.5 Yds. / Seat: 2.75 Yds.

COM	GR1	GR2	GR3	GR4	GR5	GR6	GR7	GR8	GR9	GR10	LEA
\$2355	\$2493	\$2630	\$2768	\$2904	\$3042	\$3179	\$3317	\$3455	\$3591	\$3729	\$3861



1208 60" W Straight (4 legs)

COM Yardage: Total: 6.5 Yds. / Back: 3 Yds. / Seat: 3.5 Yds.

COM	GR1	GR2	GR3	GR4	GR5	GR6	GR7	GR8	GR9	GR10	LEA
\$3056	\$3228	\$3365	\$3502	\$3639	\$3777	\$3914	\$4052	\$4188	\$4326	\$4464	\$4595



1210 72" W Straight (6 legs)

COM Yardage: Total: 7.5 Yds. / Back: 3.5 Yds. / Seat: 4 Yds.

COM	GR1	GR2	GR3	GR4	GR5	GR6	GR7	GR8	GR9	GR10	LEA
\$3420	\$3591	\$3729	\$3866	\$4004	\$4141	\$4278	\$4415	\$4553	\$4690	\$4828	\$4959

Note: For back-to-back applications please order two units.

OPTIONS

Add upcharge to list price and code to model number

FR	CAL 133 (TB 133) Fire Retardant per yard	\$95	/yd.
MB	Moisture Barrier - up to 60" width	\$133	ea.
MB60	Moisture Barrier - over 60" width	\$212	ea.
WDL	Metal/Wood Legs	\$37	ea.
WDL-C	Chrome/Wood Legs	\$64	ea.

PC	Polished Chrome Legs	\$37	ea.
2FO	Two Fabric Option	\$104	
GD	Ganging Device	\$55	
ISB	Inset Back (Add to Standard Unit)	\$53	

PRIVACY PANELS ONLY

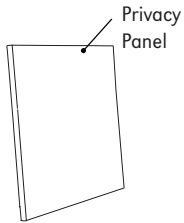
DIMENSIONS	48" Wide Privacy Panel	60" Wide Privacy Panel	72" Wide Privacy Panel
Panel Depth:	1"	1"	1"
Panel Width:	48"	60"	72"
Panel Height:	48"	48"	48"
Qty./Approx Wt.:	1 ea./100 lbs.	1 ea./110 lbs.	1 ea./120 lbs.



1/2" THICK ACRYLIC
PRIVACY PANELS AVAILABLE

LAGUNA BANQUETTE
WITH PRIVACY PANEL

MODEL / DESCRIPTION / LIST PRICING



360P 48" W Privacy Panel COM Yardage: Total: 3 Yds. (Please allow extra fabric for repeat design.)

COM	GR1	GR2	GR3	GR4	GR5	GR6	GR7	GR8	GR9	GR10	LEA
\$995	\$1066	\$1108	\$1153	\$1198	\$1246	\$1296	\$1347	\$1401	\$1458	\$1515	\$1791
LAMINATE			VENEER			ACRYLIC					
\$975			\$1918			CALL					

362P 60" W Privacy Panel COM Yardage: Total: 4 Yds. (Please allow extra fabric for repeat design.)

COM	GR1	GR2	GR3	GR4	GR5	GR6	GR7	GR8	GR9	GR10	LEA
\$1313	\$1406	\$1461	\$1520	\$1580	\$1643	\$1708	\$1778	\$1848	\$1923	\$1999	\$2364
LAMINATE			VENEER			ACRYLIC					
\$1275			\$2468			CALL					

365P 72" W Privacy Panel COM Yardage: Total: 5 Yds. (Please allow extra fabric for repeat design.)

COM	GR1	GR2	GR3	GR4	GR5	GR6	GR7	GR8	GR9	GR10	LEA
\$1608	\$1720	\$1789	\$1861	\$1935	\$2012	\$2093	\$2177	\$2264	\$2354	\$2447	\$2894
LAMINATE			VENEER			ACRYLIC					
\$1551			\$2897			CALL					

Note for Edge of privacy panels:

- Straight panels: available with 3MM PVC or laminate self edge. Select from any of our 3MM PVC edges in solid or wood tone, no custom colors available.
- Curved panels: will only able available with laminate self edge.
- Both straight and curved panels: when combining straights and curved, ONLY self edge is available.

OPTIONS

- CODE: FR - CAL 133 (TB 133) Fire Retardant
- CODE: MB - Moisture Barrier (up to 60" overall width)
- CODE: MB60 - Moisture Barrier (over 60" overall width)
- CODE: PC - Polished Chrome Legs
- CODE: WDL - Metal/Wood Legs. (Specify powder coat and wood color)
- CODE: WDL-C - Chrome/Wood Legs. (Specify wood color)
- CODE: 2FO - Two Fabric Option
- CODE: 3FO - Three Fabric Option
- CODE: GD - Ganging Device for metal/wood legs
(Necessary when ganging two or more modules together)
- CODE: TABF() - Fixed Laminate Tablet - outside of modular unit
(round post, specify tablet shape A, B or C)
- CODE: TABFB() - Fixed Laminate Tablet - between two modular units
(blade post, specify tablet shape A, B or C)

- CODE: TABR1() - Removable Tablet (shape A, B or C, left or right arm)
- CODE: TABR2() - Removable Tablet (shape A, B or C, hardware both arms)
- CODE: LAM5 - Non-standard laminate for 5 or less tablets
see options for upcharge
- CODE: SST - Solid Surface Tablet
- CODE: SS5 - Non-standard Solid Surface top for 5 or less tablets
- CODE: BWAC - Wood Arm Cap (Box Arm)
- CODE: WAC - Wood Arm Caps
- CODE: PAC - Poly Arm Caps
- CODE: ISB - Inset Back

Note: Factory installed power/data available, see accessories online under the 'Products' tab.



MODULAR - QUATTRO



CURVED PRIVACY PANEL




60° BACKLESS INSIDE CURVE



30° OUTSIDE CURVE



2 TONE FABRIC



POWER/DATA

Laguna Leg Options

OPTIONAL METAL/WOOD LEG
CODE: WDL



OPTIONAL CHROME LEG
CODE: PC



OPTIONAL CHROME/WOOD LEG
CODE: WDL-C



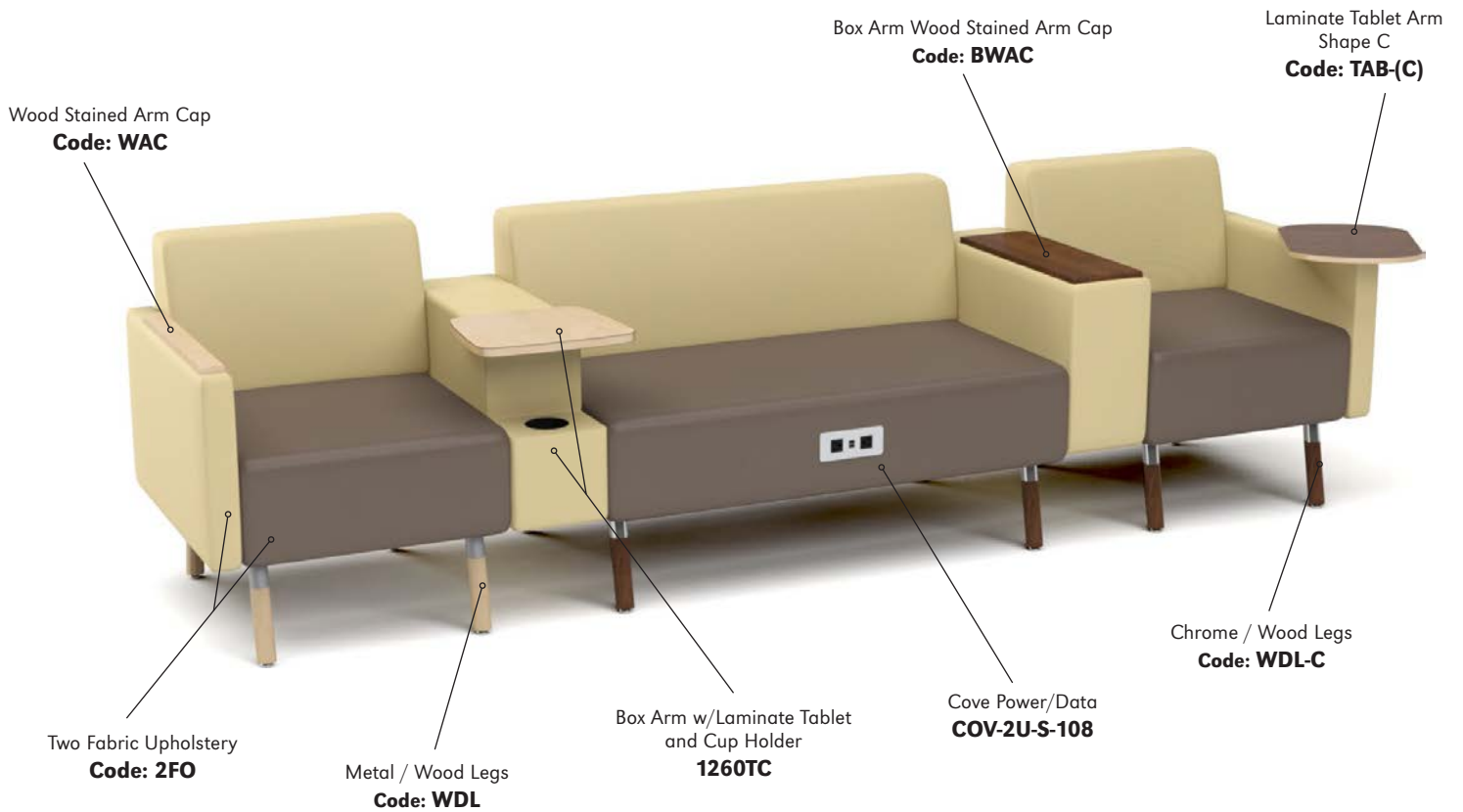
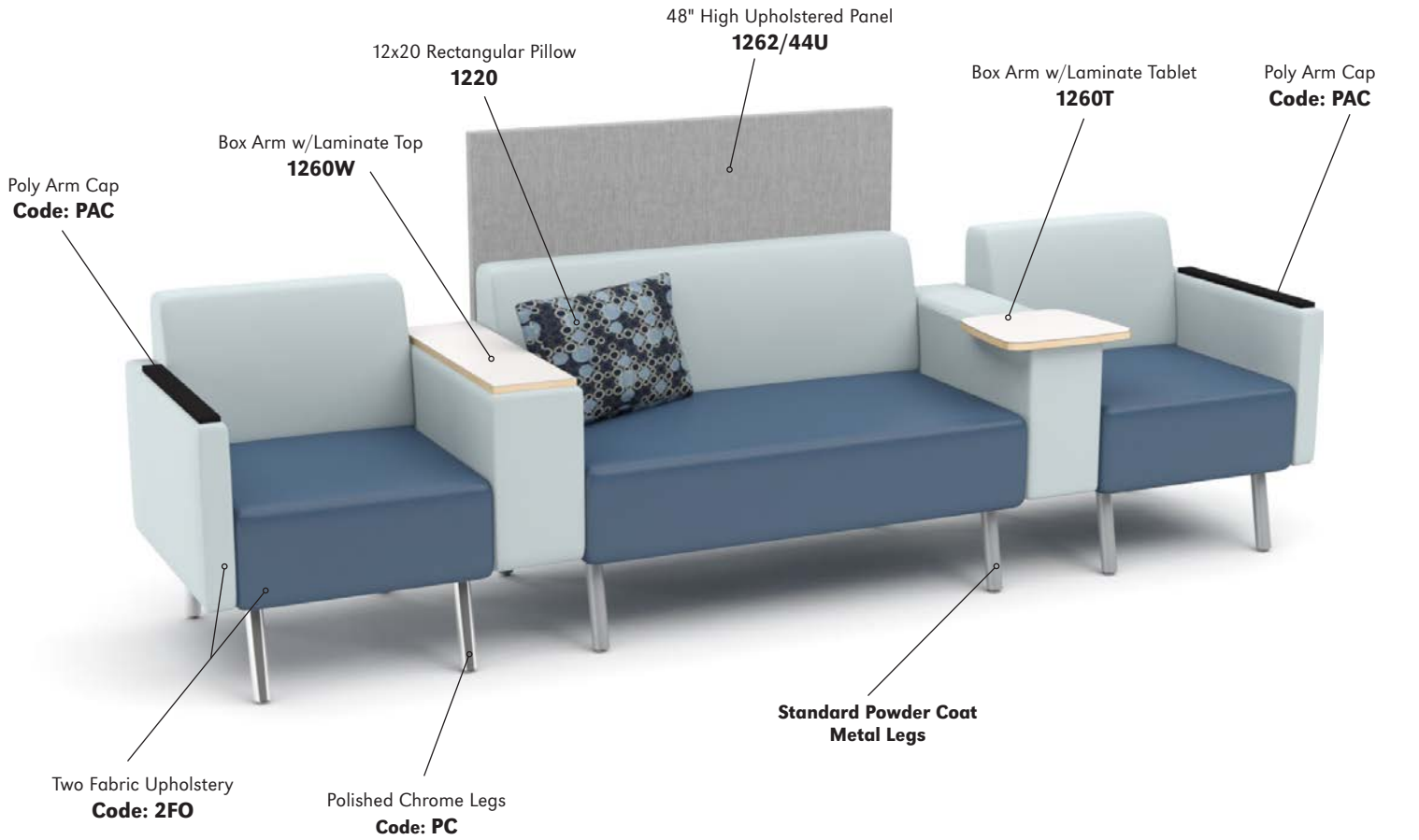
WOOD ARM CAPS
(BOX ARMS)



WOOD ARM CAPS
(SLIM ARMS)



POLY ARM CAPS
(SLIM ARMS ONLY)



DIMENSIONS	22" Straight	30" Straight	44" Straight	Corner Unit
Seat Depth:	21"	21"	21"	21"
Seat Width:	22"	30"	44"	21"
Seat Height:	17"	17"	17"	17"
Overall Depth:	27"	27"	27"	27"
Overall Width:	22"	30"	44"	27"
Overall Height:	30"	30"	30"	30"
Qty./Wt.:	1 ea./58 lbs.	1 ea./68 lbs.	1 ea./85 lbs.	1 ea./58 lbs.



STRAIGHT UNIT WITH OPTIONAL METAL/WOOD LEGS



CORNER UNIT WITH OPTIONAL METAL/WOOD LEGS

MODEL / DESCRIPTION / LIST PRICING



1200 22" W Straight Units (4 Legs)

COM Yardage: Total: 3 Yds. / Back: 1.5 Yds. / Seat: 1.5 Yds.

COM	GR1	GR2	GR3	GR4	GR5	GR6	GR7	GR8	GR9	GR10	LEA
\$1401	\$1481	\$1561	\$1653	\$1733	\$1824	\$1916	\$2008	\$2099	\$2190	\$2282	\$2414



1202 30" W Straight Units (4 Legs)

COM Yardage: Total: 4 Yds. / Back: 1.75 Yds. / Seat: 2.25 Yds.

COM	GR1	GR2	GR3	GR4	GR5	GR6	GR7	GR8	GR9	GR10	LEA
\$1632	\$1729	\$1832	\$1947	\$2050	\$2164	\$2279	\$2393	\$2507	\$2622	\$2759	\$2891



1204 44" W Straight Units (4 Legs)

COM Yardage: Total: 4.5 Yds. / Back: 2 Yds. / Seat: 2.5 Yds.

COM	GR1	GR2	GR3	GR4	GR5	GR6	GR7	GR8	GR9	GR10	LEA
\$2287	\$2424	\$2561	\$2699	\$2836	\$2974	\$3111	\$3248	\$3385	\$3523	\$3660	\$3792



1218 Corner Unit (4 Legs)

COM Yardage: Total: 4.25 Yds. / Back: 2 Yds. / Seat: 2.25 Yds.

COM	GR1	GR2	GR3	GR4	GR5	GR6	GR7	GR8	GR9	GR10	LEA
\$2353	\$2479	\$2594	\$2720	\$2834	\$2960	\$3086	\$3212	\$3337	\$3463	\$3589	\$3721

OPTIONS

Add upcharge to list price and code to model number

FR	CAL 133 (TB 133) Fire Retardant per yard	\$95	/yd.	TABF(-)	Fixed Tablet (outside, specify (L/R), shape A, B or C)	\$392	
MB	Moisture Barrier - up to 60" overall width	\$133		TABFB(-)	Fixed Tablet (blade, specify (L/R), shape A, B or C)	\$392	
WDL	Metal/Wood Legs	\$37	ea.	LAM5	Non-standard laminate (5 tablets or less)	\$265	ea. tablet
WDL-C	Chrome/Wood Legs	\$64	ea.	SST	Solid Surface Tablet Arm - add to tablet option	\$133	
PC	Polished Chrome Legs	\$37	ea.	SS5	Non-standard Solid Surface (5 tablets or less)	Call For Quote	
2FO	Two Fabric Option	\$104		ISB	Inset Back (Add to Standard Unit)	\$53	
GD	Ganging Device	\$55					

DIMENSIONS	30° Inside Curve	30° Outside Curve
Seat Depth:	21"	21"
Seat Width:	17"	31"
Seat Height:	17"	17"
Overall Depth:	27"/28"	27"/28"
Overall Width:	17"/31"	17"/31"
Overall Height:	30"	30"
Qty./Wt.:	1 ea./58 lbs.	1 ea./68 lbs.



INSIDE CURVE UNIT WITH
OPTIONAL METAL/WOOD LEGS

MODEL / DESCRIPTION / LIST PRICING



1212 Inside 30° Curve Unit (4 Legs)

COM Yardage: Total: 4 Yds. / Back: 2 Yds. / Seat: 2 Yds.

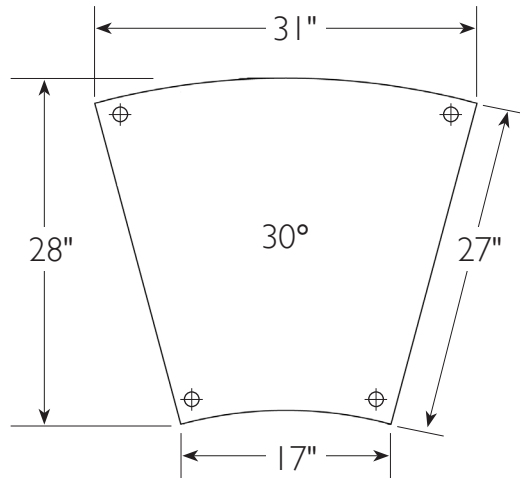
COM	GR1	GR2	GR3	GR4	GR5	GR6	GR7	GR8	GR9	GR10	LEA
\$1493	\$1574	\$1654	\$1745	\$1826	\$1917	\$2009	\$2100	\$2191	\$2284	\$2375	\$2506



1213 Outside 30° Curve Unit (4 Legs)

COM Yardage: Total: 3.5 Yds. / Back: 1.5 Yds. / Seat: 2 Yds.

COM	GR1	GR2	GR3	GR4	GR5	GR6	GR7	GR8	GR9	GR10	LEA
\$1579	\$1671	\$1751	\$1843	\$1923	\$2014	\$2106	\$2198	\$2289	\$2380	\$2472	\$2604



OPTIONS

Add upcharge to list price and code to model number

FR	CAL 133 (TB 133) Fire Retardant per yard	\$95	/yd.
MB	Moisture Barrier - up to 60" overall width	\$133	
WDL	Metal/Wood Legs	\$37	ea.
WDL-C	Chrome/Wood Legs	\$64	ea.
PC	Polished Chrome Legs	\$37	ea.
2FO	Two Fabric Option	\$104	
GD	Ganging Device	\$55	


TABF(-)	Fixed Tablet (outside, specify (L/R), shape A, B or C)	\$392	
TABFB(-)	Fixed Tablet (blade, specify (L/R), shape A, B or C)	\$392	
LAM5	Non-standard laminate (5 tablets or less)	\$265	ea. tablet
SST	Solid Surface Tablet Arm - add to tablet option	\$133	
SS5	Non-standard Solid Surface (5 tablets or less)	Call For Quote	
ISB	Inset Back (Add to Standard Unit)	\$53	

DIMENSIONS	45° Inside Curve	45° Outside Curve
Seat Depth:	21"	21"
Seat Width:	25"	46"
Seat Height:	17"	17"
Overall Depth:	27"/29.5"	27"/29.5"
Overall Width:	25.25"/46"	25.25"/46"
Overall Height:	30"	30"
Qty./Wt.:	1 ea./58 lbs.	1 ea./68 lbs.



INSIDE CURVE UNIT WITH
OPTIONAL METAL/WOOD LEGS

MODEL / DESCRIPTION / LIST PRICING



1214 Inside 45° Curve (4 Legs)

COM Yardage: Total: 5.5 Yds. / Back: 2.5 Yds. / Seat: 3 Yds.

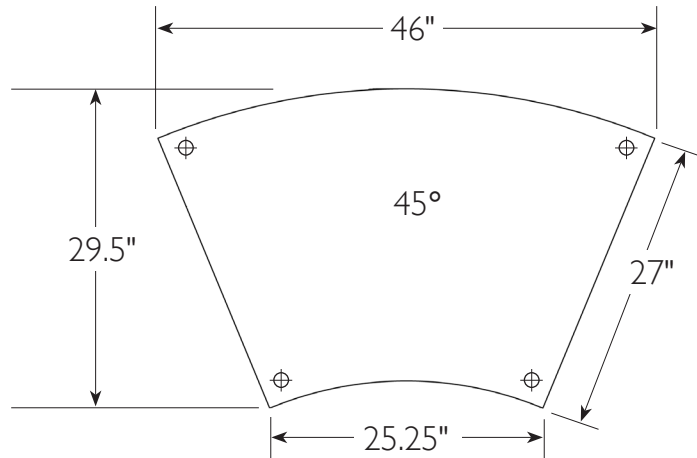
COM	GR1	GR2	GR3	GR4	GR5	GR6	GR7	GR8	GR9	GR10	LEA
\$2211	\$2326	\$2440	\$2566	\$2681	\$2807	\$2933	\$3058	\$3184	\$3310	\$3436	\$3568



1215 Outside 45° Curve (4 Legs)

COM Yardage: Total: 5.25 Yds. / Back: 2.25 Yds. / Seat: 3 Yds.

COM	GR1	GR2	GR3	GR4	GR5	GR6	GR7	GR8	GR9	GR10	LEA
\$2466	\$2581	\$2695	\$2821	\$2936	\$3062	\$3188	\$3314	\$3439	\$3565	\$3691	\$3823



OPTIONS

Add upcharge to list price and code to model number

FR	CAL 133 (TB 133) Fire Retardant per yard	\$95	/yd.	TABF(-)	Fixed Tablet (outside, specify (L/R), shape A, B or C)	\$392	
MB	Moisture Barrier - up to 60" overall width	\$133		TABFB(-)	Fixed Tablet (blade, specify (L/R), shape A, B or C)	\$392	
WDL	Metal/Wood Legs	\$37	ea.	LAM5	Non-standard laminate (5 tablets or less)	\$265	ea. tablet
WDL-C	Chrome/Wood Legs	\$64	ea.	SST	Solid Surface Tablet Arm - add to tablet option	\$133	
PC	Polished Chrome Legs	\$37	ea.	SS5	Non-standard Solid Surface (5 tablets or less)	Call For Quote	
2FO	Two Fabric Option	\$104		ISB	Inset Back (Add to Standard Unit)	\$53	
GD	Ganging Device	\$55					

DIMENSIONS	60° Inside Curve	60° Outside Curve
Seat Depth:	21"	21"
Seat Width:	33"	60"
Seat Height:	17"	17"
Overall Depth:	27"/31.5"	27"/31.5"
Overall Width:	33"/60"	33"/60"
Overall Height:	30"	30"
Qty./Wt.:	1 ea./58 lbs.	1 ea./68 lbs.



INSIDE CURVE UNIT WITH
OPTIONAL METAL/WOOD LEGS

MODEL / DESCRIPTION / LIST PRICING



1216 Inside 60° Curve (5 legs)

COM Yardage: Total: 7 Yds. / Back: 3 Yds. / Seat: 4 Yds.

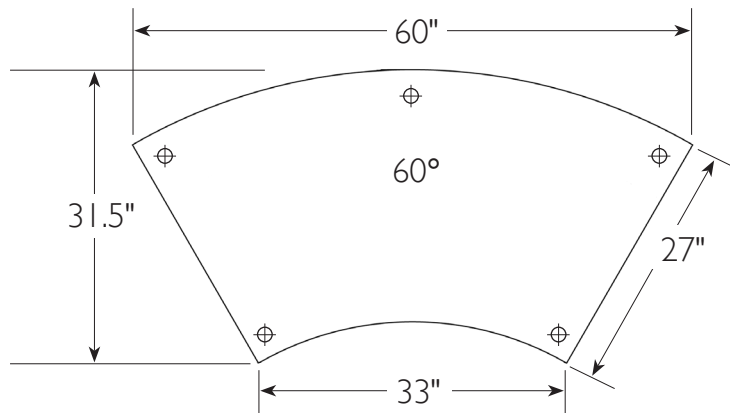
COM	GR1	GR2	GR3	GR4	GR5	GR6	GR7	GR8	GR9	GR10	LEA
\$2357	\$2472	\$2586	\$2712	\$2827	\$2953	\$3079	\$3205	\$3331	\$3457	\$3583	\$3714



1217 Outside 60° Curve (5 legs)

COM Yardage: Total: 6.5 Yds. / Back: 2.5 Yds. / Seat: 4 Yds.

COM	GR1	GR2	GR3	GR4	GR5	GR6	GR7	GR8	GR9	GR10	LEA
\$2489	\$2615	\$2729	\$2854	\$2968	\$3094	\$3220	\$3346	\$3472	\$3598	\$3724	\$3856



OPTIONS

Add upcharge to list price and code to model number

FR	CAL 133 (TB 133) Fire Retardant per yard	\$95	/yd.	TABF(-)	Fixed Tablet (outside, specify (L/R), shape A, B or C)	\$392	
MB	Moisture Barrier - up to 60" overall width	\$133		TABFB(-)	Fixed Tablet (blade, specify (L/R), shape A, B or C)	\$392	
WDL	Metal/Wood Legs	\$37	ea.	LAM5	Non-standard laminate (5 tablets or less)	\$265	ea. tablet
WDL-C	Chrome/Wood Legs	\$64	ea.	SST	Solid Surface Tablet Arm - add to tablet option	\$133	
PC	Polished Chrome Legs	\$37	ea.	SS5	Non-standard Solid Surface (5 tablets or less)	Call For Quote	
2FO	Two Fabric Option	\$104		ISB	Inset Back (Add to Standard Unit)	\$53	
GD	Ganging Device	\$55					

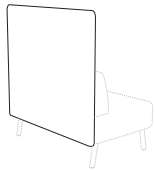
DIMENSIONS	Straight Panel	Straight Panel	Straight Panel
Panel Depth:	1"	1"	1"
Overall Width:	22"	30"	44"
Overall Height:	48"	48"	48"
Qty./Approx Wt.:	1 ea./100 lbs.	1 ea./110 lbs.	1 ea./120 lbs.

Note: For Laminate or Acrylic, please call for quote.



STRAIGHT PRIVACY PANEL

MODEL / DESCRIPTION / LIST PRICING



1262/22U	22" Straight Panel - Upholstered										COM Yardage - Panel: 1.5 Yds.	
COM	GR1	GR2	GR3	GR4	GR5	GR6	GR7	GR8	GR9	GR10	LEA	
\$654	\$700	\$729	\$758	\$789	\$819	\$853	\$886	\$921	\$958	\$996	\$1179	
1262/30U	30" Straight Panel - Upholstered										COM Yardage - Panel: 2 Yds.	
COM	GR1	GR2	GR3	GR4	GR5	GR6	GR7	GR8	GR9	GR10	LEA	
\$811	\$867	\$902	\$937	\$977	\$1014	\$1055	\$1097	\$1141	\$1185	\$1234	\$1458	
1262/44U	44" Straight Panel - Upholstered										COM Yardage - Panel: 2.5 Yds.	
COM	GR1	GR2	GR3	GR4	GR5	GR6	GR7	GR8	GR9	GR10	LEA	
\$931	\$996	\$1035	\$1078	\$1120	\$1167	\$1212	\$1261	\$1311	\$1364	\$1420	\$1676	

OPTIONS

Add upcharge to list price and code to model number

FR	CAL 133 (TB 133) Fire Retardant per yard	\$90/yd.	2FO	Two Fabric Option	\$104
----	--	----------	-----	-------------------	-------

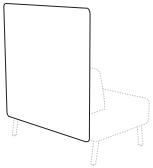
DIMENSIONS	Inset Straight Panel	Inset Straight Panel	Inset Straight Panel
Panel Depth:	1"	1"	1"
Overall Width:	18"	26"	40"
Overall Height:	48"	48"	48"
Qty./Approx Wt.:	1 ea./100 lbs.	1 ea./110 lbs.	1 ea./120 lbs.

Note: Upholstered panels are 1.0" thick.
For Laminate or Acrylic, please call for quote.



INSET STRAIGHT PRIVACY PANEL

MODEL / DESCRIPTION / LIST PRICING



1263/18U		Inset 18" Inset Straight Panel - Upholstered										COM Yardage - Panel: 1.5 Yds.
COM	GR1	GR2	GR3	GR4	GR5	GR6	GR7	GR8	GR9	GR10	LEA	
\$712	\$758	\$786	\$815	\$846	\$877	\$910	\$943	\$979	\$1015	\$1054	\$1236	
1263/26U		Inset 26" Inset Straight Panel - Upholstered										COM Yardage - Panel: 2 Yds.
COM	GR1	GR2	GR3	GR4	GR5	GR6	GR7	GR8	GR9	GR10	LEA	
\$867	\$925	\$959	\$993	\$1033	\$1071	\$1112	\$1155	\$1198	\$1243	\$1292	\$1515	
1263/40U		Inset 40" Inset Straight Panel - Upholstered										COM Yardage - Panel: 2.5 Yds.
COM	GR1	GR2	GR3	GR4	GR5	GR6	GR7	GR8	GR9	GR10	LEA	
\$989	\$1054	\$1093	\$1135	\$1178	\$1223	\$1269	\$1319	\$1369	\$1422	\$1476	\$1733	

OPTIONS

Add upcharge to list price and code to model number

FR	CAL 133 (TB 133) Fire Retardant per yard	\$90/yd.	2FO	Two Fabric Option	\$104
----	--	----------	-----	-------------------	-------

DIMENSIONS	Inside Curve Panel	Inside Curve Panel	Inside Curve Panel
Panel Depth:	1"	1"	1"
Overall Width:	31"	46"	60"
Overall Height:	48"	48"	48"
Qty./Approx Wt.:	1 ea./100 lbs.	1 ea./110 lbs.	1 ea./120 lbs.

DIMENSIONS	Outside Curve Panel	Outside Curve Panel	Outside Curve Panel
Panel Depth:	1"	1"	1"
Overall Width:	17"	25"	33"
Overall Height:	48"	48"	48"
Qty./Approx Wt.:	1 ea./100 lbs.	1 ea./110 lbs.	1 ea./120 lbs.



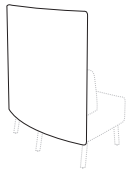
45° INSIDE CURVE PRIVACY PANEL



45° OUTSIDE CURVE PANEL

Note: Upholstered panels are 1.0" thick.
For Laminate or Acrylic, please call for quote.

MODEL / DESCRIPTION / LIST PRICING



1270/30U 30° Inside Curve Panel - Upholstered COM Yardage - Panel: 2 Yds.


COM	GR1	GR2	GR3	GR4	GR5	GR6	GR7	GR8	GR9	GR10	LEA
\$1216	\$1299	\$1350	\$1406	\$1462	\$1521	\$1581	\$1644	\$1712	\$1778	\$1849	\$2187

1270/45U 45° Inside Curve Panel - Upholstered COM Yardage - Panel: 3 Yds.

COM	GR1	GR2	GR3	GR4	GR5	GR6	GR7	GR8	GR9	GR10	LEA
\$1398	\$1496	\$1555	\$1616	\$1682	\$1749	\$1820	\$1892	\$1967	\$2046	\$2126	\$2515

1270/60U 60° Inside Curve Panel - Upholstered COM Yardage - Panel: 4 Yds.

COM	GR1	GR2	GR3	GR4	GR5	GR6	GR7	GR8	GR9	GR10	LEA
\$2182	\$2334	\$2428	\$2526	\$2625	\$2730	\$2839	\$2954	\$3070	\$3194	\$3322	\$3927



1272/30U 30° Outside Curve Panel - Upholstered COM Yardage - Panel: 2 Yds.

COM	GR1	GR2	GR3	GR4	GR5	GR6	GR7	GR8	GR9	GR10	LEA
\$1033	\$1105	\$1148	\$1195	\$1242	\$1294	\$1345	\$1398	\$1454	\$1511	\$1573	\$1859

1272/45U 45° Outside Curve Panel - Upholstered COM Yardage - Panel: 3 Yds.

COM	GR1	GR2	GR3	GR4	GR5	GR6	GR7	GR8	GR9	GR10	LEA
\$1188	\$1272	\$1322	\$1373	\$1431	\$1487	\$1548	\$1608	\$1671	\$1740	\$1807	\$2137

1272/60U 60° Outside Curve Panel - Upholstered COM Yardage - Panel: 4 Yds.

COM	GR1	GR2	GR3	GR4	GR5	GR6	GR7	GR8	GR9	GR10	LEA
\$1854	\$1983	\$2063	\$2147	\$2232	\$2319	\$2414	\$2511	\$2610	\$2714	\$2825	\$3337

OPTIONS

Add upcharge to list price and code to model number

FR	CAL 133 (TB 133) Fire Retardant per yard	\$95	/yd.	2FO	Two Fabric Option	\$104	
----	--	------	------	-----	-------------------	-------	--

DIMENSIONS	Inset Inside Curve Panel	Inset Inside Curve Panel	Inset Inside Curve Panel
Panel Depth:	1"	1"	1"
Overall Width:	27"	42"	56"
Overall Height:	48"	48"	48"
Qty./Wt.:	1 ea./100 lbs.	1 ea./110 lbs.	1 ea./120 lbs.

DIMENSIONS	Inset Outside Curve Panel	Inset Outside Curve Panel	Inset Outside Curve Panel
Panel Depth:	1"	1"	1"
Overall Width:	13"	21"	29"
Overall Height:	48"	48"	48"
Qty./Wt.:	1 ea./100 lbs.	1 ea./110 lbs.	1 ea./120 lbs.



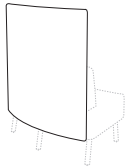
INSET INSIDE CURVE PRIVACY PANEL



INSET OUTSIDE CURVE PRIVACY PANEL

Note: Upholstered panels are 1.0" thick.
For Laminate or Acrylic, please call for quote.

MODEL / DESCRIPTION / LIST PRICING



1271/30U Inset 30° Inside Curve Panel - Upholstered COM Yardage - Panel: 2 Yds.


COM	GR1	GR2	GR3	GR4	GR5	GR6	GR7	GR8	GR9	GR10	LEA
\$1273	\$1357	\$1408	\$1463	\$1518	\$1578	\$1639	\$1702	\$1768	\$1834	\$1907	\$2244

1271/45U Inset 45° Inside Curve Panel - Upholstered COM Yardage - Panel: 3 Yds.

COM	GR1	GR2	GR3	GR4	GR5	GR6	GR7	GR8	GR9	GR10	LEA
\$1454	\$1553	\$1613	\$1674	\$1740	\$1806	\$1877	\$1949	\$2023	\$2103	\$2184	\$2571

1271/60U Inset 60° Inside Curve Panel - Upholstered COM Yardage - Panel: 4 Yds.

COM	GR1	GR2	GR3	GR4	GR5	GR6	GR7	GR8	GR9	GR10	LEA
\$2239	\$2391	\$2484	\$2583	\$2683	\$2787	\$2897	\$3011	\$3128	\$3252	\$3380	\$3984



1273/30U Inset 30° Outside Curve Panel - Upholstered COM Yardage - Panel: 2 Yds.

COM	GR1	GR2	GR3	GR4	GR5	GR6	GR7	GR8	GR9	GR10	LEA
\$1091	\$1161	\$1205	\$1252	\$1299	\$1350	\$1402	\$1454	\$1512	\$1568	\$1630	\$1916

1273/45U Inset 45° Outside Curve Panel - Upholstered COM Yardage - Panel: 3 Yds.

COM	GR1	GR2	GR3	GR4	GR5	GR6	GR7	GR8	GR9	GR10	LEA
\$1245	\$1328	\$1379	\$1431	\$1488	\$1544	\$1604	\$1665	\$1728	\$1797	\$1865	\$2195

1273/60U Inset 60° Outside Curve Panel - Upholstered COM Yardage - Panel: 4 Yds.

COM	GR1	GR2	GR3	GR4	GR5	GR6	GR7	GR8	GR9	GR10	LEA
\$1911	\$2040	\$2121	\$2204	\$2289	\$2377	\$2471	\$2568	\$2668	\$2772	\$2882	\$3395

OPTIONS

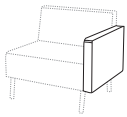
Add upcharge to list price and code to model number

FR	CAL 133 (TB 133) Fire Retardant per yard	\$95	/yd.	2FO	Two Fabric Option	\$104	
----	--	------	------	-----	-------------------	-------	--

DIMENSIONS	Outside Slim Arm L/R	Center Slim Arm
Overall Depth:	27"	20"
Overall Width:	3"	3"
Arm Height:	24"	7"
Qty./Wt.:	1 ea./25 lbs.	1 ea./10 lbs.



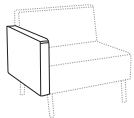
MODEL / DESCRIPTION / LIST PRICING



1259L Left Outside Slim Arm

COM Yardage: Total: 1.5 Yds.

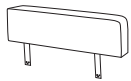
COM	GR1	GR2	GR3	GR4	GR5	GR6	GR7	GR8	GR9	GR10	LEA
\$272	\$292	\$303	\$315	\$328	\$341	\$355	\$369	\$383	\$399	\$415	\$490



1259R Right Outside Slim Arm

COM Yardage: Total: 1.5 Yds.

COM	GR1	GR2	GR3	GR4	GR5	GR6	GR7	GR8	GR9	GR10	LEA
\$272	\$292	\$303	\$315	\$328	\$341	\$355	\$369	\$383	\$399	\$415	\$490



1259C Center Slim Arm

COM Yardage: Total: 1 Yds.

COM	GR1	GR2	GR3	GR4	GR5	GR6	GR7	GR8	GR9	GR10	LEA
\$250	\$295	\$330	\$376	\$410	\$444	\$479	\$512	\$559	\$605	\$650	\$753

TABLET SHAPES

Three Tablet Shapes::

Choose from the three shapes shown and specify; A, B or C and left or right (outside tablet) when ordering.

Example: TABF-(A) Left - this would be a fixed shape A tablet on the left side (when seated).

Laminate Top:

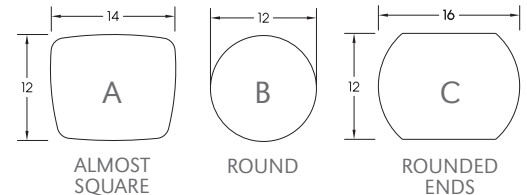
Tablet orders of 5 or less have 4 standard laminate colors:

- Wilsonart Black 1595-60
- Wilsonart Montana Walnut 7110K-78
- Formica Brite White 459-58
- Nevamar Silver Alu Metalx MXT003

Solid Surface Top:

Tablet orders of 5 or less have 4 standard Corian colors:

- Bone
- Bronzite
- Glacier White
- Silver Grey



OPTIONS

Add upcharge to list price and code to model number

FR	CAL 133 (TB 133) Fire Retardant per yard	\$95	/yd.	TABR2-(L)	Removable Tablet (specify A, B or C both arm openings)	\$604	
WAC	Wood Arm Cap (Slim Arm)	\$94	each	LAM5	Non-standard laminate (5 tablets or less)	\$265	ea. tablet
PAC	Poly Arm Cap - Standard Black/Charcoal (Slim Arm)	\$73	each	SST	Solid Surface Tablet Arm - add to tablet option	\$133	
TAB-(L)	Swivel Tablet (specify A, B or C, left or right arm)	\$419		SS5	Non-standard Solid Surface (5 tablets or less)		Call For Quote
TABR1-(L)	Removable Tablet (specify A, B or C, left or right arm)	\$498					

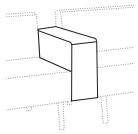
DIMENSIONS	Center Box Arm
Overall Depth:	27"
Overall Width:	8"
Arm Height:	24"
Qty./Wt.:	1 ea./25 lbs.

Note: Box arms are only available as center arms



CENTER BOX ARMS

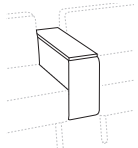
MODEL / DESCRIPTION / LIST PRICING



1260C Box Arm

COM Yardage: Total: 2 Yds

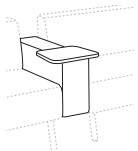
COM	GR1	GR2	GR3	GR4	GR5	GR6	GR7	GR8	GR9	GR10	LEA
\$332	\$378	\$412	\$458	\$492	\$526	\$561	\$595	\$641	\$687	\$733	\$836



1260W Box Arm plus Table

COM Yardage: Total: 2 Yds

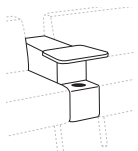
COM	GR1	GR2	GR3	GR4	GR5	GR6	GR7	GR8	GR9	GR10	LEA
\$692	\$738	\$773	\$818	\$853	\$887	\$921	\$956	\$1002	\$1047	\$1093	\$1196



1260T Box Arm plus Fixed Tablet

COM Yardage: Total: 2 Yds

COM	GR1	GR2	GR3	GR4	GR5	GR6	GR7	GR8	GR9	GR10	LEA
\$652	\$698	\$733	\$778	\$813	\$847	\$881	\$916	\$962	\$1007	\$1053	\$1156



1260TC Box Arm plus Fixed Tablet plus Cup Holder

COM Yardage: Total: 2 Yds

COM	GR1	GR2	GR3	GR4	GR5	GR6	GR7	GR8	GR9	GR10	LEA
\$927	\$973	\$1007	\$1053	\$1088	\$1121	\$1156	\$1191	\$1236	\$1282	\$1327	\$1431

Notes:

• Box arm pricing includes ganging

Laminate Top:

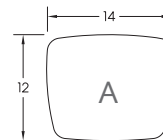
Tablet orders of 5 or less have 4 standard laminate colors:

- Wilsonart Black 1595-60
- Wilsonart Montana Walnut 7110K-78
- Formica Brite White 459-58
- Nevamar Silver Alu Metalx MXT003

Solid Surface Top:

Tablet orders of 5 or less have 4 standard Corian colors:

- Bone
- Bronzite
- Glacier White
- Silver Grey



ALMOST SQUARE

Box Arm Cap tablet available in Shape A only and is fixed

OPTIONS

Add upcharge to list price and code to model number

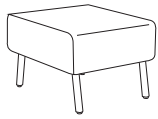
FR	CAL 133 (TB 133) Fire Retardant per yard	\$95	/yd.	LAM5	Non-standard laminate (5 tablets or less)	\$265	ea. tablet
BWAC	Wood Arm Cap (Box Arm)	\$249	ea.	SST	Solid Surface Tablet Arm - add to tablet option	\$133	
				SS5	Non-standard Solid Surface (5 tablets or less)		Call For Quote

DIMENSIONS	22" Straight	30" Straight	44" Straight
Seat Height:	17"	17"	17"
Overall Depth:	27"	27"	27"
Overall Width:	22"	30"	44"
Qty./Wt.:	1 ea./58 lbs.	1 ea./68 lbs.	1 ea./85 lbs.



44" BACKLESS STRAIGHT UNIT COMPLEMENTED WITH TRENO AND DIXON OCCASIONAL TABLES

MODEL / DESCRIPTION / LIST PRICING



1226 22" W Backless Straight (4 Legs)

COM Yardage: Total: 2 Yds. / Sides: 1 Yds. / Top Front Rear 1 Yds.

COM	GR1	GR2	GR3	GR4	GR5	GR6	GR7	GR8	GR9	GR10	LEA
\$1226	\$1307	\$1387	\$1478	\$1559	\$1651	\$1742	\$1833	\$1925	\$2017	\$2108	\$2240



1228 30" W Backless Straight (4 Legs)

COM Yardage: Total: 2.75 Yds. / Sides: 1 Yds. / Top Front Rear 1.75 Yds.

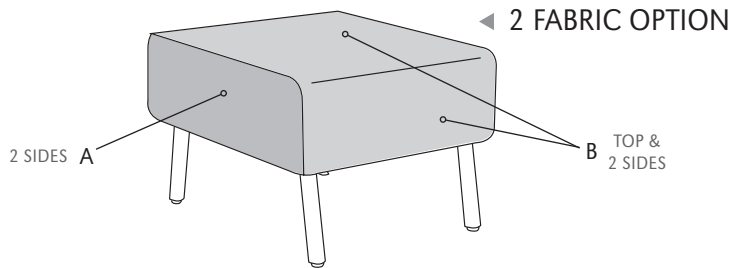
COM	GR1	GR2	GR3	GR4	GR5	GR6	GR7	GR8	GR9	GR10	LEA
\$1453	\$1591	\$1728	\$1866	\$2003	\$2140	\$2277	\$2415	\$2553	\$2690	\$2827	\$2959



1230 44" W Backless Straight (4 Legs)

COM Yardage: Total: 3 Yds. / Sides: 1 Yds. / Top Front Rear 2 Yds.

COM	GR1	GR2	GR3	GR4	GR5	GR6	GR7	GR8	GR9	GR10	LEA
\$2125	\$2263	\$2400	\$2538	\$2674	\$2812	\$2949	\$3087	\$3225	\$3361	\$3499	\$3630



OPTIONS

Add upcharge to list price and code to model number

FR	CAL 133 (TB 133) Fire Retardant per yard	\$95	/yd.	GD	Ganging Device	\$55	
MB	Moisture Barrier - up to 60" overall width	\$133		TABF-(_)	Fixed Tablet (outside, specify (L/R), shape A, B or C)	\$392	
WDL	Metal/Wood Legs	\$37	ea.	TABFB-(_)	Fixed Tablet (blade, specify (L/R), shape A, B or C)	\$392	
WDL-C	Chrome/Wood Legs	\$64	ea.	LAM5	Non-standard laminate (5 tablets or less)	\$265	ea. tablet
PC	Polished Chrome Legs	\$37	ea.	SST	Solid Surface Tablet Arm - add to tablet option	\$133	
2FO	Two Fabric Option	\$104		SS5	Non-standard Solid Surface (5 tablets or less)		Call For Quote

DIMENSIONS	30° Curve	45° Curve	60° Curve
Seat Height:	17"	17"	17"
Overall Depth:	27"/28"	27"/29.5"	27"/31.5"
Overall Width:	17"/31"	25.25"/46"	33"/60"
Qty./Wt.:	1 ea./58 lbs.	1 ea./68 lbs.	1 ea./85 lbs.



30° BACKLESS CURVE UNIT

MODEL / DESCRIPTION / LIST PRICING



1232 30° Backless Curve (4 Legs)

COM Yardage: Total: 2.25 Yds. / Sdies: 1 Yds. / Top-Front-Rear: 1.25 Yds

COM	GR1	GR2	GR3	GR4	GR5	GR6	GR7	GR8	GR9	GR10	LEA
\$1286	\$1366	\$1447	\$1538	\$1618	\$1709	\$1802	\$1893	\$1985	\$2076	\$2167	\$2300



1234 45° Backless Curve (4 Legs)

COM Yardage: Total: 3 Yds. / Sdies: 1 Yds. / Top-Front-Rear: 2 Yds

COM	GR1	GR2	GR3	GR4	GR5	GR6	GR7	GR8	GR9	GR10	LEA
\$1866	\$1946	\$2025	\$2118	\$2198	\$2289	\$2380	\$2472	\$2564	\$2655	\$2747	\$2878



1236 60° Backless Curve (5 Legs)

COM Yardage: Total: 4.5 Yds. / Sdies: 1 Yds. / Top-Front-Rear: 3.5 Yds


COM	GR1	GR2	GR3	GR4	GR5	GR6	GR7	GR8	GR9	GR10	LEA
\$1996	\$2076	\$2157	\$2248	\$2328	\$2419	\$2511	\$2603	\$2694	\$2786	\$2877	\$3009

OPTIONS

Add upcharge to list price and code to model number

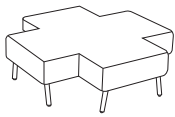
FR	CAL 133 (TB 133) Fire Retardant per yard	\$95	/yd.	GD	Ganging Device	\$55	
MB	Moisture Barrier - up to 60" overall width	\$133		TABF-(_)	Fixed Tablet (outside, specify (L/R), shape A, B or C)	\$392	
WDL	Metal/Wood Legs	\$37	ea.	TABFB-(_)	Fixed Tablet (blade, specify (L/R), shape A, B or C)	\$392	
WDL-C	Chrome/Wood Legs	\$64	ea.	LAM5	Non-standard laminate (5 tablets or less)	\$265	ea. tablet
PC	Polished Chrome Legs	\$37	ea.	SST	Solid Surface Tablet Arm - add to tablet option	\$133	
2FO	Two Fabric Option	\$104		SS5	Non-standard Solid Surface (5 tablets or less)	Call For Quote	

DIMENSIONS	Quattro
Seat Height:	17"
Overall Depth:	54"
Overall Width:	54"
Overall Height:	17"
Seat Depth:	27"
Qty./Wt.:	1 ea./90 lbs.



QUATTRO

MODEL / DESCRIPTION / LIST PRICING

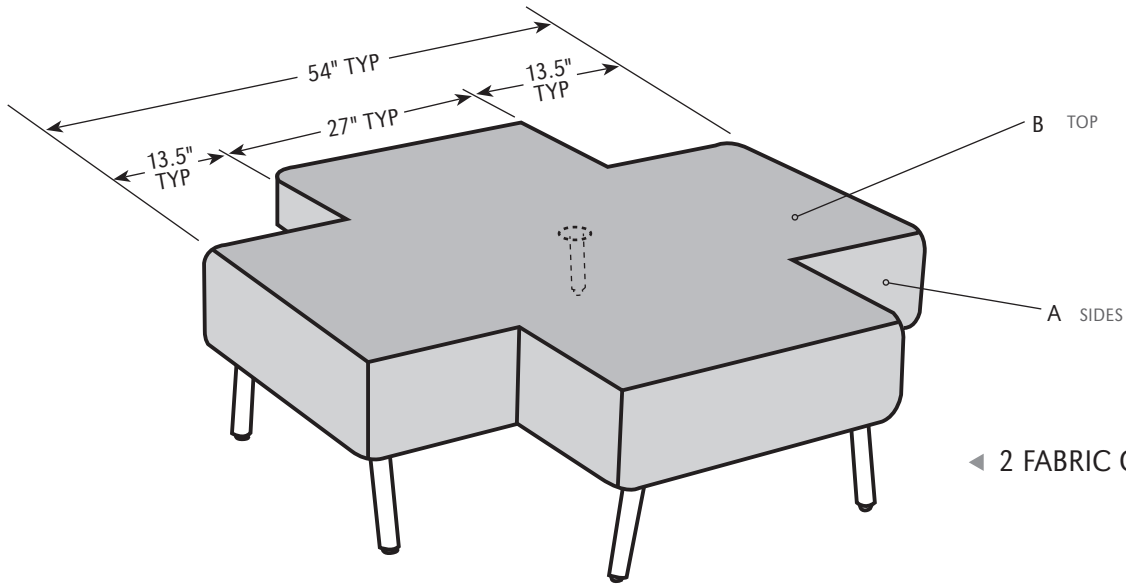


1225 Quattro (8 Legs)

COM Yardage: Total: 6 Yds. / Top: 3 Yds. / Sides: 3 Yds.

COM	GR1	GR2	GR3	GR4	GR5	GR6	GR7	GR8	GR9	GR10	LEA
\$4197	\$4334	\$4472	\$4608	\$4746	\$4884	\$5021	\$5159	\$5295	\$5433	\$5570	\$5702

INCLUDES CENTER SUPPORT COLUMN



◀ 2 FABRIC OPTION

OPTIONS

Add upcharge to list price and code to model number

FR	CAL 133 (TB 133) Fire Retardant per yard	\$95	/yd.	GD	Ganging Device	\$55	
MB60	Moisture Barrier - over 60" overall width	\$212		TABF(-)	Fixed Tablet (outside, specify (L/R), shape A, B or C)	\$392	
WDL	Metal/Wood Legs	\$37	ea.	TABFB(-)	Fixed Tablet (blade, specify (L/R), shape A, B or C)	\$392	
WDL C	Chrome/Wood Legs	\$64	ea.	LAM5	Non-standard laminate (5 tablets or less)	\$265	ea. tablet
PC	Polished Chrome Legs	\$37	ea.	SST	Solid Surface Tablet Arm - add to tablet option	\$133	
2FO	Two Fabric Option	\$104		SS5	Non-standard Solid Surface (5 tablets or less)	Call For Quote	

Note: Due to it's size, Moisture Barrier is priced at MB60 pricing.

OPTIONS

- CODE: FR - CAL 133 (TB 133) Fire Retardant
- CODE: MB - Moisture Barrier (up to 60" overall width)
- CODE: MB60 - Moisture Barrier (over 60" overall width)
- CODE: PC - Polished Chrome Legs
- CODE: WDL - Metal/Wood Legs. (Specify powder coat and wood color)
- CODE: WDL-C - Chrome/Wood Legs. (Specify wood color)
- CODE: 2FO - Two Fabric Option
- CODE: 3FO - Three Fabric Option
- CODE: PAC-L - Poly Arm Caps
- CODE: WAC-L - Wood Arm Caps
- CODE: BWAC - Wood Arm Caps for Box Arm
- CODE: TAB-(_) - Swivel Tablet (shape A, B or C, left or right arm)
- CODE: TABR1-(_) - Removable Tablet (shape A, B or C, left or right arm)
- CODE: TABR2-(_) - Removable Tablet (shape A, B or C, hardware both arms)
- CODE: LAM5 - Non-standard laminate for 5 or less tablets see options for upcharge
- CODE: SST - Solid Surface Tablet Arm
- CODE: SS5 - Non-standard Solid Surface top for 5 or less tablets

TABLET SHAPES

Three Tablet Shapes::

Choose from the three shapes shown and specify; A, B or C and left or right (outside tablet) when ordering.

Example: TABF(A) Left - this would be a fixed shape A tablet on the left side (when seated).

Laminate Top:

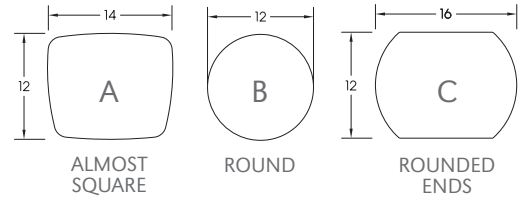
Tablet orders of 5 or less have 4 standard laminate colors:

- Wilsonart Black 1595-60
- Wilsonart Montana Walnut 7110K-78
- Formica Brite White 459-58
- Nevamar Silver Alu Metalx MXT003

Solid Surface Top:

Tablet orders of 5 or less have 4 standard Corian colors:

- Bone
- Bronzite
- Glacier White
- Silver Grey



Note: Factory installed power/data available, see accessories online under the 'Products' tab.



SINGLE SEAT LOUNGE WITH OPTIONAL
TABLET ARM AND METAL/WOOD LEGS



BARIATRIC LOUNGE

DIMENSIONS	22" Straight	30" Straight	44" Straight
Seat Depth:	21"	21"	21"
Seat Width:	22"	30"	44"
Seat Height:	17"	17"	17"
Overall Depth:	27"	27"	27"
Overall Width:	27"	35"	49"
Overall Height:	30"	30"	30"
Qty./Wt.:	1 ea./75 lbs.	1 ea./90 lbs.	1 ea./110 lbs.



TWO SEAT LOUNGE

MODEL / DESCRIPTION / LIST PRICING



1200L Single Seat Lounge

COM Yardage: Total: 5.5 Yds. / Back: 1.5 Yds. / Seat: 1.5 Yds. / Arms 2.5 Yds.


COM	GR1	GR2	GR3	GR4	GR5	GR6	GR7	GR8	GR9	GR10	LEA
\$2355	\$2493	\$2630	\$2768	\$2904	\$3042	\$3179	\$3317	\$3455	\$3591	\$3729	\$3861



1202L Bariatric Lounge

COM Yardage: Total: 6.5 Yds. / Back: 1.75 Yds. / Seat: 2.25 Yds. / Arms 2.5 Yds.

COM	GR1	GR2	GR3	GR4	GR5	GR6	GR7	GR8	GR9	GR10	LEA
\$3056	\$3228	\$3365	\$3502	\$3639	\$3777	\$3914	\$4052	\$4188	\$4326	\$4464	\$4595



1204L Two Seat Lounge

COM Yardage: Total: 7.5 Yds. / Back: 2.5 Yds. / Seat: 2.5 Yds. / Arms 2.5 Yds.

COM	GR1	GR2	GR3	GR4	GR5	GR6	GR7	GR8	GR9	GR10	LEA
\$3420	\$3591	\$3729	\$3866	\$4004	\$4141	\$4278	\$4415	\$4553	\$4690	\$4828	\$4959

OPTIONS

Add upcharge to list price and code to model number

FR	CA133 Fire Retardant per yard	\$95	/yd.	3FO	Three Fabric Option	\$157	
MB	Moisture Barrier - per seat	\$133		TAB-()	Swivel Tablet (specify A, B or C, left or right arm)	\$419	
PAC	Poly Arm Cap - Standard Black/Charcoal (Slim Arm)	\$73	ea.	TABR1-()	Removable Tablet (specify A, B or C, left or right arm)	\$498	
WAC	Wood Arm Cap (Slim Arm)	\$94	ea.	TABR2-()	Removable Tablet (specify A, B or C both arm openings)	\$604	
WDL	Metal/Wood Legs	\$37	ea.	LAM5	Non-standard laminate (5 tablets or less)	\$265	ea. tablet
WDL-C	Chrome/Wood Legs	\$64	ea.	SST	Solid Surface Tablet Arm - add to tablet option	\$133	
PC	Polished Chrome Legs	\$37	ea.	SS5	Non-standard Solid Surface (5 tablets or less)		Call For Quote
2FO	Two Fabric Option	\$104					

DIMENSIONS	Single Hideout	Two Seat Hideout
Seat Depth:	20"	20"
Seat Width:	30"	44"
Seat Height:	17"	17"
Overall Depth:	28"	28"
Overall Width:	33"	47"
Overall Height:	48"	48"
Qty./Wt.:	1 ea./150 lbs.	1 ea./175 lbs.



TWO SEAT HIDEOUT WITH 22" BOLSTERS
WOOD LEGS AND DIXON LAPTOP TABLE



HIDEOUT PROFILE VIEW

MODEL / DESCRIPTION / LIST PRICING



1222 Single Hideout (4 Legs)

COM Yardage: Total: 12.75 Yds. / Seat: 2.25 Yds. / Back: 1.5 Yds. / Panels 9 Yds.

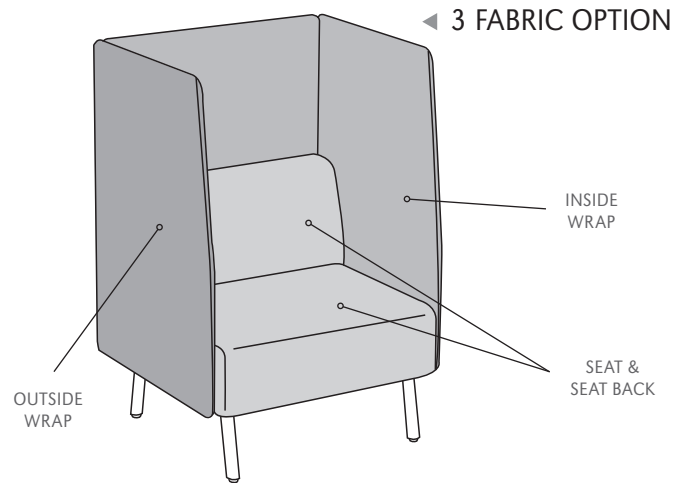
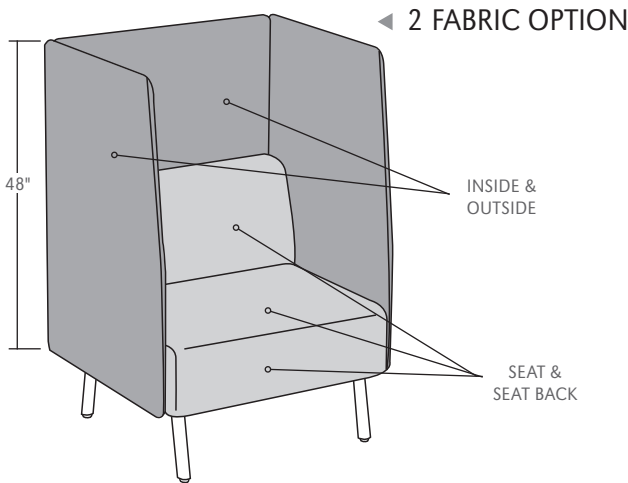
COM	GR1	GR2	GR3	GR4	GR5	GR6	GR7	GR8	GR9	GR10	LEA
\$3720	\$3817	\$3920	\$4034	\$4137	\$4251	\$4366	\$4480	\$4595	\$4709	\$4847	\$4979



1224 Two Seat Hideout (4 Legs)

COM Yardage: Total: 13.75 Yds. / Seat: 2.75 Yds. / Back: 2 Yds. / Panels 9 Yds.

COM	GR1	GR2	GR3	GR4	GR5	GR6	GR7	GR8	GR9	GR10	LEA
\$4604	\$4742	\$4879	\$5016	\$5153	\$5291	\$5429	\$5566	\$5703	\$5840	\$5978	\$6109



NOTE: 1.5" THICK FINISHED PANEL
SHIPPED COMPLETELY ASSEMBLED

OPTIONS

Add upcharge to list price and code to model number

FR	CAL 133 (TB 133) Fire Retardant per yard	\$95	/yd.
MB	Moisture Barrier - up to 60" overall width	\$133	
WDL	Metal/Wood Legs	\$37	ea.
WDL-C	Chrome/Wood Legs	\$64	ea.

PC	Polished Chrome Legs	\$37	ea.
2FO	Two Fabric Option	\$104	
3FO	Three Fabric Option	\$157	
GD	Ganging Device	\$55	

DIMENSIONS	Single Hideout	Two Seat Hideout
Seat Depth:	20"	20"
Seat Width:	30"	44"
Seat Height:	17"	17"
Arm Height:	24.5"	24.5"
Overall Depth:	28"	28"
Overall Width:	40"	54"
Overall Height:	48"	48"
Qty./Wt.:	1 ea./180 lbs.	1 ea./195 lbs.



LAGUNA TWO SEAT HIDEOUT WITH BOX ARM AND OPTIONAL BOX ARM TABLE AND POWER

Laminate Top Note:


- Tops are 3/4" laminate
- Std with edge 4B multi-exposed core

MODEL / DESCRIPTION / LIST PRICING



1222A-(L/R) Single Hideout w/Box Arm (4 Legs) COM Total: 14.75 Yds. / Seat: 2.25 Yds. / Back: 1.5 Yds. / Panels 9 Yds. / Arm 2 Yds.

COM	GR1	GR2	GR3	GR4	GR5	GR6	GR7	GR8	GR9	GR10	LEA
\$4443	\$4528	\$4618	\$4718	\$4808	\$4908	\$5008	\$5108	\$5208	\$5308	\$5428	\$5543



1224A-(L/R) Two Seat Hideout w/Box Arm (4 Legs) COM Total: 15.75 Yds. / Seat: 2.75 Yds. / Back: 2 Yds. / Panels 10 Yds. / Arm 2 Yds.

COM	GR1	GR2	GR3	GR4	GR5	GR6	GR7	GR8	GR9	GR10	LEA
\$4823	\$4908	\$4998	\$5098	\$5188	\$5288	\$5388	\$5488	\$5588	\$5688	\$5808	\$5923

Hideout Box Arm Note:

When sitting, specify right or left arm.

BOX ARM TABLE & ARTICULATING TABLET NOTES

Box Arm Table and Articulating Tablet orders of 5 or less:

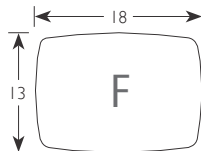
4 standard laminate colors:

- Wilsonart Black 1595-60
- Wilsonart Montana Walnut 7110K-78
- Formica Brite White 459-58
- Nevamar Silver Alu Metalx MXT003

Box Arm Table only - 4 standard Corian colors (solid surface):

- Bone
- Bronzite
- Glacier White
- Silver Grey

Articulating tablet available in Shape F only (Solid surface not available)



ALMOST RECTANGLE



HIDEOUT BOX ARM SHOWN WITH TABLE AND ARTICULATING TABLET OPTIONS

OPTIONS

Add upcharge to list price and code to model number

FR	CAL 133 (TB 133) Fire Retardant per yard	\$95	/yd.
MB	Moisture Barrier - up to 60" overall width	\$133	
WDL	Metal/Wood Legs	\$37	ea.
WDL-C	Chrome/Wood Legs	\$64	ea.
PC	Polished Chrome Legs	\$37	ea.
2FO	Two Fabric Option	\$104	
3FO	Three Fabric Option	\$157	
GD	Ganging Device	\$55	

BWAC	Wood Arm Cap (Box Arm)	\$249	ea.
LAM5	Non-standard laminate (5 tablets or less)	\$265	ea. tablet
SST	Solid Surface Table - add to table option	\$133	
SS5	Non-standard Solid Surface (5 tables or less)	Call For Quote	
HBA-L	Box Arm + Table	\$360	
HBA-T	Box Arm + Articulating Tablet	\$649	
HBA-LT	Box Arm + Table + Articulating Tablet	\$1039	

DIMENSIONS	22" Bolster	30" Bolster	44" Bolster	12"x20" Pillow	16"x16" Pillow
Overall Depth:	6"	6"	6"	4"	4"
Overall Width:	22"	30"	44"	20"	16"
Overall Height:	6"	6"	6"	12"	16"
Qty./Wt.:	1 ea./25 lbs.	1 ea./25 lbs.	1 ea./25 lbs.	1 ea./25 lbs.	1 ea./25 lbs.



LAGUNA TWO SEAT HIDEOUT WITH 44" BOLSTER

MODEL / DESCRIPTION / LIST PRICING



1219-22 22" Round Bolster

COM Yardage: Total: .75 Yds.

COM	GR1	GR2	GR3	GR4	GR5	GR6	GR7	GR8	GR9	GR10	LEA
\$290	\$310	\$322	\$335	\$349	\$363	\$378	\$393	\$408	\$424	\$442	\$522



1219-30 30" Round Bolster

COM Yardage: Total: 1 Yds.

COM	GR1	GR2	GR3	GR4	GR5	GR6	GR7	GR8	GR9	GR10	LEA
\$361	\$386	\$403	\$419	\$436	\$454	\$471	\$490	\$509	\$530	\$551	\$651



1219-44 44" Round Bolster

COM Yardage: Total: 1.5 Yds.

COM	GR1	GR2	GR3	GR4	GR5	GR6	GR7	GR8	GR9	GR10	LEA
\$461	\$494	\$512	\$533	\$555	\$576	\$601	\$624	\$649	\$675	\$702	\$830



1220 12" x 20" Rectangle Pillow

COM Yardage: Total: .75 Yds.

COM	GR1	GR2	GR3	GR4	GR5	GR6	GR7	GR8	GR9	GR10	LEA
\$358	\$383	\$398	\$415	\$431	\$448	\$466	\$484	\$504	\$524	\$545	\$645



1221 16" x 16" Square Pillow

COM Yardage: Total: .75 Yds.


COM	GR1	GR2	GR3	GR4	GR5	GR6	GR7	GR8	GR9	GR10	LEA
\$380	\$406	\$422	\$440	\$457	\$475	\$495	\$513	\$534	\$555	\$578	\$684

OPTIONS

Add upcharge to list price and code to model number

FR	CAL 133 (TB 133) Fire Retardant per yard	\$95	/yd.	MB	Moisture Barrier - per pillow/bolster	\$133	
----	--	------	------	----	---------------------------------------	-------	--

DIMENSIONS	22" Straight	44" Straight	66" Straight
Overall Depth:	20"	20"	20"
Overall Width:	22"	44"	66"
Overall Height:	17"	17"	17"
Table Height	16"	16"	16"
Qty./Wt.:	1 ea./58 lbs.	1 ea./68 lbs.	1 ea./85 lbs.



BENCH W/CENTER TABLE



44" BENCH

MODEL / DESCRIPTION / LIST PRICING



1254 22" W Straight Bench (4 Legs)

COM Yardage: Total: 2 Yds. / Sides: 1 Yds. / Top: 1 Yds.

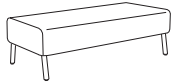
COM	GR1	GR2	GR3	GR4	GR5	GR6	GR7	GR8	GR9	GR10	LEA
\$1076	\$1156	\$1236	\$1327	\$1408	\$1499	\$1591	\$1682	\$1775	\$1866	\$1957	\$2088



1256 44" W Straight Bench (4 Legs)

COM Yardage: Total: 3 Yds. / Sides: 1.5 Yds. / Top: 1.5 Yds.

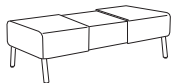
COM	GR1	GR2	GR3	GR4	GR5	GR6	GR7	GR8	GR9	GR10	LEA
\$1852	\$1989	\$2126	\$2264	\$2401	\$2539	\$2675	\$2813	\$2951	\$3088	\$3226	\$3357



1258 66" W Straight Bench (4 Legs)

COM Yardage: Total: 4 Yds. / Sides: 2 Yds. / Top: 2 Yds.

COM	GR1	GR2	GR3	GR4	GR5	GR6	GR7	GR8	GR9	GR10	LEA
\$2161	\$2298	\$2436	\$2573	\$2710	\$2848	\$2985	\$3123	\$3259	\$3397	\$3534	\$3666



1258T 66" W Straight Bench with Center **LAMINATE** Table (4 Legs)

COM Yardage: Total: 4 Yds. / Sides: 2 Yds. / Top: 2 Yds.

COM	GR1	GR2	GR3	GR4	GR5	GR6	GR7	GR8	GR9	GR10	LEA
\$2310	\$2447	\$2584	\$2722	\$2859	\$2997	\$3133	\$3271	\$3408	\$3546	\$3683	\$3815

1258V 66" W Straight Bench with Center **VENEER** Table (4 Legs)

COM	GR1	GR2	GR3	GR4	GR5	GR6	GR7	GR8	GR9	GR10	LEA
\$2427	\$2564	\$2701	\$2838	\$2976	\$3113	\$3251	\$3387	\$3525	\$3662	\$3800	\$3931

OPTIONS

Add upcharge to list price and code to model number

FR	CAL 133 (TB 133) Fire Retardant per yard	\$95	/yd.
MB	Moisture Barrier - up to 60" overall width	\$133	
MB60	Moisture Barrier - over 60" overall width	\$212	
PC	Polished Chrome Legs	\$37	ea.

WDL	Metal/Wood Legs	\$37	ea.
WDL-C	Chrome/Wood Legs	\$64	ea.
2FO	Two Fabric Option	\$104	

DIMENSIONS	24" Dia Ottoman	30" Dia Ottoman	36" Dia Ottoman	42" Dia Ottoman
Overall Depth:	24"	30"	36"	42"
Overall Width:	24"	30"	36"	42"
Overall Height:	16"	16"	16"	16"
Qty./Wt.:	1 ea./20 lbs.	1 ea./29 lbs.	1 ea./42 lbs.	1 ea./59 lbs.



ROUND OTTOMAN 24" DIAMETER

MODEL / DESCRIPTION / LIST PRICING



1238 24" Diameter Ottoman (4 Legs)

COM Yardage: Total: 2.25 Yds. / Sides: 1.5 Yds. / Top: .75 Yds.

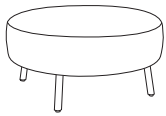
COM	GR1	GR2	GR3	GR4	GR5	GR6	GR7	GR8	GR9	GR10	LEA
\$1133	\$1271	\$1408	\$1546	\$1682	\$1820	\$1957	\$2095	\$2232	\$2369	\$2506	\$2638



1240 30" Diameter Ottoman (4 Legs)

COM Yardage: Total: 2.75 Yds. / Sides: 1.75 Yds. / Top: 1 Yds.

COM	GR1	GR2	GR3	GR4	GR5	GR6	GR7	GR8	GR9	GR10	LEA
\$1344	\$1481	\$1618	\$1756	\$1893	\$2031	\$2167	\$2305	\$2442	\$2580	\$2717	\$2849



1242 36" Diameter Ottoman (4 Legs)

COM Yardage: Total: 3.25 Yds. / Sides: 2 Yds. / Top: 1.25 Yds.

COM	GR1	GR2	GR3	GR4	GR5	GR6	GR7	GR8	GR9	GR10	LEA
\$1470	\$1607	\$1744	\$1882	\$2019	\$2157	\$2293	\$2431	\$2568	\$2706	\$2843	\$2975



1244 42" Diameter Ottoman (5 Legs)

COM Yardage: Total: 3.75 Yds. / Sides: 2.25 Yds. / Top: 1.5 Yds.

COM	GR1	GR2	GR3	GR4	GR5	GR6	GR7	GR8	GR9	GR10	LEA
\$1790	\$1928	\$2064	\$2202	\$2339	\$2477	\$2615	\$2751	\$2889	\$3026	\$3164	\$3295

OPTIONS

Add upcharge to list price and code to model number

FR	CAL 133 (TB 133) Fire Retardant per yard	\$95	/yd.
MB	Moisture Barrier - per ottoman	\$133	
PC	Polished Chrome Legs	\$37	ea.

WDL	Metal/Wood Legs	\$37	ea.
WDL-C	Chrome/Wood Legs	\$64	ea.
2FO	Two Fabric Option	\$104	

DIMENSIONS	18" Dia Ottoman	24" Dia Ottoman	30" Dia Ottoman	36" Dia Ottoman	42" Dia Ottoman
Overall Depth:	18"	24"	30"	36"	42"
Overall Width:	18"	24"	30"	36"	42"
Overall Height:	16"	16"	16"	16"	16"
Qty./Wt.:	1 ea./14 lbs.	1 ea./22 lbs.	1 ea./35 lbs.	1 ea./51 lbs.	1 ea./69 lbs.



ROUND OTTOMAN WITH
OPTIONAL CASTERS

Note: glides are installed

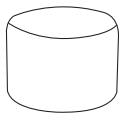
MODEL / DESCRIPTION / LIST PRICING



1237NL 18" Diameter Ottoman No Legs (casters not available)

COM Yardage: Total: 2.25 Yds. / Top: .75 Yds. / Sides: 1.5 Yds.

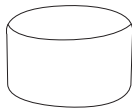
COM	GR1	GR2	GR3	GR4	GR5	GR6	GR7	GR8	GR9	GR10	LEA
\$920	\$1057	\$1195	\$1332	\$1470	\$1607	\$1744	\$1882	\$2019	\$2157	\$2293	\$2426



1238NL 24" Diameter Ottoman No Legs (4 casters needed)

COM Yardage: Total: 2.25 Yds. / Top: .75 Yds. / Sides: 1.5 Yds.

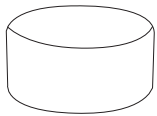
COM	GR1	GR2	GR3	GR4	GR5	GR6	GR7	GR8	GR9	GR10	LEA
\$1046	\$1183	\$1321	\$1458	\$1595	\$1733	\$1870	\$2008	\$2145	\$2282	\$2419	\$2552



1240NL 30" Diameter Ottoman No Legs (4 casters needed)

COM Yardage: Total: 2.75 Yds. / Top: 1 Yds. / Sides: 1.75 Yds.

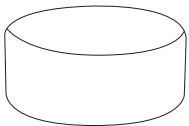
COM	GR1	GR2	GR3	GR4	GR5	GR6	GR7	GR8	GR9	GR10	LEA
\$1241	\$1378	\$1515	\$1653	\$1790	\$1928	\$2064	\$2202	\$2339	\$2477	\$2615	\$2746



1242NL 36" Diameter Ottoman No Legs (4 casters needed)

COM Yardage: Total: 4.25 Yds. / Top: 1.25 Yds. / Sides: 3 Yds.

COM	GR1	GR2	GR3	GR4	GR5	GR6	GR7	GR8	GR9	GR10	LEA
\$1357	\$1493	\$1631	\$1768	\$1906	\$2043	\$2180	\$2317	\$2455	\$2592	\$2730	\$2861



1244NL 42" Diameter Ottoman No Legs (5 casters needed)

COM Yardage: Total: 4.5 Yds. / Top: 1.5 Yds. / Sides: 3 Yds.

COM	GR1	GR2	GR3	GR4	GR5	GR6	GR7	GR8	GR9	GR10	LEA
\$1653	\$1790	\$1928	\$2064	\$2202	\$2339	\$2477	\$2615	\$2751	\$2889	\$3026	\$3157

OPTIONS

Add upcharge to list price and code to model number

FR	CAL 133 (TB 133) Fire Retardant per yard	\$95	/yd.
MB	Moisture Barrier - per ottoman	\$133	

2FO	Two Fabric Option	\$104	
CAS3	Black 3" Casters (not available on 18" size)	\$27	ea.

DIMENSIONS	24" Square	30" Square	36" Square	42" Square
Overall Depth:	24"	30"	36"	42"
Overall Width:	24"	30"	36"	42"
Overall Height:	16"	16"	16"	16"
Qty./Wt.:	1 ea./24 lbs.	1 ea./37 lbs.	1 ea./54 lbs.	1 ea./75 lbs.



30" ALMOST SQUARE OTTOMAN

MODEL / DESCRIPTION / LIST PRICING



1246 24" Almost Square Ottoman (4 Legs)

COM Yardage: Total: 2 Yds. / Sides: 1 Yds. / Top: 1 Yds.

COM	GR1	GR2	GR3	GR4	GR5	GR6	GR7	GR8	GR9	GR10	LEA
\$1168	\$1305	\$1442	\$1579	\$1717	\$1854	\$1992	\$2128	\$2266	\$2403	\$2541	\$2672



1248 30" Almost Square Ottoman (4 Legs)

COM Yardage: Total: 2.5 Yds. / Sides: 1.5 Yds. / Top: 1 Yds.

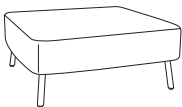
COM	GR1	GR2	GR3	GR4	GR5	GR6	GR7	GR8	GR9	GR10	LEA
\$1358	\$1495	\$1632	\$1769	\$1907	\$2044	\$2182	\$2318	\$2456	\$2594	\$2731	\$2862



1250 36" Almost Square Ottoman (4 Legs)

COM Yardage: Total: 3 Yds. / Sides: 1.75 Yds. / Top: 1.25 Yds.

COM	GR1	GR2	GR3	GR4	GR5	GR6	GR7	GR8	GR9	GR10	LEA
\$1486	\$1623	\$1760	\$1897	\$2035	\$2172	\$2310	\$2447	\$2584	\$2722	\$2859	\$2990



1252 42" Almost Square Ottoman (4 Legs)

COM Yardage: Total: 3.25 Yds. / Sides: 1.75 Yds. / Top: 1.5 Yds.

COM	GR1	GR2	GR3	GR4	GR5	GR6	GR7	GR8	GR9	GR10	LEA
\$1822	\$1959	\$2097	\$2234	\$2371	\$2508	\$2646	\$2784	\$2921	\$3058	\$3195	\$3327

OPTIONS

Add upcharge to list price and code to model number

FR	CAL 133 (TB 133) Fire Retardant per yard	\$95	/yd.
MB	Moisture Barrier - per ottoman	\$133	
PC	Polished Chrome Legs	\$37	ea.

WDL	Metal/Wood Legs	\$37	ea.
WDL-C	Chrome/Wood Legs	\$64	ea.
2FO	Two Fabric Option	\$104	

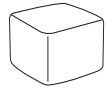
DIMENSIONS	18" Square	24" Square	30" Square	36" Square	42" Square	48" Square
Overall Depth:	18"	24"	30"	36"	42"	48"
Overall Width:	18"	24"	30"	36"	42"	48"
Overall Height:	16"	16"	16"	16"	16"	16"
Qty./Wt.:	1 ea./17 lbs.	1 ea./29 lbs.	1 ea./45 lbs.	1 ea./65 lbs.	1 ea./88 lbs.	1 ea./113 lbs.



24" OTTOMAN WITH OPTIONAL
TABLET ARMS & CASTERS

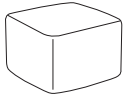
Note: glides are installed

MODEL / DESCRIPTION / LIST PRICING



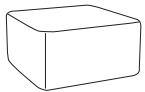
1245NL 18" Almost Square Ottoman No Legs (casters not available) COM Yardage: Total: 2.25 Yds. / Top: .75 Yds. / Sides: 1.5 Yds.

COM	GR1	GR2	GR3	GR4	GR5	GR6	GR7	GR8	GR9	GR10	LEA
\$948	\$1085	\$1222	\$1360	\$1497	\$1635	\$1771	\$1909	\$2046	\$2184	\$2322	\$2453



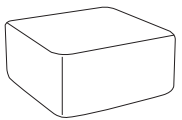
1246NL 24" Almost Square Ottoman No Legs (4 casters needed) COM Yardage: Total: 2.5 Yds. / Top: .75 Yds. / Sides: 1.75 Yds.

COM	GR1	GR2	GR3	GR4	GR5	GR6	GR7	GR8	GR9	GR10	LEA
\$1077	\$1214	\$1351	\$1489	\$1626	\$1764	\$1901	\$2038	\$2176	\$2313	\$2451	\$2582



1248NL 30" Almost Square Ottoman No Legs (4 casters needed) COM Yardage: Total: 3.5 Yds. / Top: 1 Yds. / Sides: 2.5 Yds.

COM	GR1	GR2	GR3	GR4	GR5	GR6	GR7	GR8	GR9	GR10	LEA
\$1254	\$1390	\$1528	\$1665	\$1803	\$1940	\$2077	\$2214	\$2352	\$2490	\$2627	\$2758



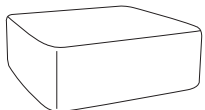
1250NL 36" Almost Square Ottoman No Legs (4 casters needed) COM Yardage: Total: 4 Yds. / Top: 1.25 Yds. / Sides: 2.75 Yds.

COM	GR1	GR2	GR3	GR4	GR5	GR6	GR7	GR8	GR9	GR10	LEA
\$1371	\$1509	\$1645	\$1783	\$1920	\$2058	\$2196	\$2332	\$2470	\$2607	\$2745	\$2876



1252NL 42" Almost Square Ottoman No Legs (4 casters needed) COM Yardage: Total: 4.5 Yds. / Top: 1.5 Yds. / Sides: 3 Yds.

COM	GR1	GR2	GR3	GR4	GR5	GR6	GR7	GR8	GR9	GR10	LEA
\$1681	\$1819	\$1956	\$2094	\$2230	\$2368	\$2505	\$2643	\$2780	\$2917	\$3054	\$3187



1254NL 48" Almost Square Ottoman No Legs (4 casters needed) COM Yardage: Total: 5.25 Yds. / Top: 1.75 Yds. / Sides: 3.5 Yds.

COM	GR1	GR2	GR3	GR4	GR5	GR6	GR7	GR8	GR9	GR10	LEA
\$2265	\$2385	\$2505	\$2625	\$2745	\$2865	\$2985	\$3105	\$3225	\$3345	\$3465	\$3580

OPTIONS

Add upcharge to list price and code to model number

FR	CAL 133 (TB 133) Fire Retardant per yard	\$95	/yd.	TAB-LO	Fixed Tablet Arm (Specify shape A, B, or C)	\$525	
MB	Moisture Barrier - per ottoman	\$133		LAM5	Non-standard laminate (5 tablets or less)	\$265	ea. tablet
2FO	Two Fabric Option	\$104		SST	Solid Surface Tablet Arm - add to tablet option	\$133	
CAS3	Black 3" Casters (not available on 18" size)	\$27	ea.	SS5	Non-standard Solid Surface (5 tablets or less)	Call For Quote	

DIMENSIONS	24" Dia	30" Dia	36" Dia	42" Dia
Overall Depth:	24"	30"	36"	42"
Overall Width:	24"	30"	36"	42"
Overall Height:	17"	17"	17"	17"
Qty./Wt.:	1 ea./20 lbs.	1 ea./29 lbs.	1 ea./42 lbs.	1 ea./59 lbs.

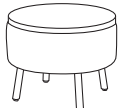


30" DIAMETER OCCASIONAL TABLE

Laminate Top Note:

- Tops are 3/4" laminate
- Std with 4B multi-exposed core

MODEL / DESCRIPTION / LIST PRICING



1238/T 24" Diameter Occasional Table (4 Legs)

COM Yardage: Total: 1.5 Yds.

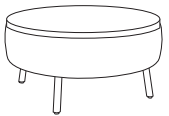
COM	GR1	GR2	GR3	GR4	GR5	GR6	GR7	GR8	GR9	GR10	LEA
\$1562	\$1700	\$1836	\$1974	\$2112	\$2249	\$2387	\$2523	\$2661	\$2798	\$2936	\$3067



1240/T 30" Diameter Occasional Table (4 Legs)

COM Yardage: Total: 1.75 Yds.


COM	GR1	GR2	GR3	GR4	GR5	GR6	GR7	GR8	GR9	GR10	LEA
\$1876	\$2013	\$2150	\$2288	\$2426	\$2563	\$2700	\$2837	\$2975	\$3112	\$3250	\$3381



1242/T 36" Diameter Occasional Table (4 Legs)

COM Yardage: Total: 2 Yds.

COM	GR1	GR2	GR3	GR4	GR5	GR6	GR7	GR8	GR9	GR10	LEA
\$2082	\$2220	\$2356	\$2494	\$2631	\$2769	\$2906	\$3043	\$3180	\$3318	\$3456	\$3587



1244/T 42" Diameter Occasional Table (5 Legs)

COM Yardage: Total: 2.25 Yds.

COM	GR1	GR2	GR3	GR4	GR5	GR6	GR7	GR8	GR9	GR10	LEA
\$2615	\$2751	\$2889	\$3026	\$3164	\$3301	\$3438	\$3575	\$3713	\$3850	\$3988	\$4119

OPTIONS

Add upcharge to list price and code to model number

FR	CAL 133 (TB 133) Fire Retardant per yard	\$95	/yd.
PC	Polished Chrome Legs	\$37	ea.

WDL	Metal/Wood Legs	\$37	ea.
WDLc	Chrome/Wood Legs	\$64	ea.

DIMENSIONS	18" Dia	24" Dia	30" Dia	36" Dia	42" Dia
Overall Depth:	18"	24"	30"	36"	42"
Overall Width:	18"	24"	30"	36"	42"
Overall Height:	17"	17"	17"	17"	17"
Qty./Wt.:	1 ea./14 lbs.	1 ea./22 lbs.	1 ea./35 lbs.	1 ea./51 lbs.	1 ea./69 lbs.



ROUND OCCASIONAL TABLE
WITH NO LEGS

Laminate Top Note:

- Tops are 3/4" laminate
- Std with 4B multi-exposed core

Note: glides are installed

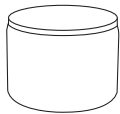
MODEL / DESCRIPTION / LIST PRICING



1237NL/T 18" Diameter Occasional Table No Legs (casters not available)

COM Yardage: Total: 1.5 Yds.

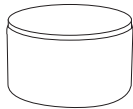
COM	GR1	GR2	GR3	GR4	GR5	GR6	GR7	GR8	GR9	GR10	LEA
\$1309	\$1447	\$1584	\$1721	\$1859	\$1996	\$2134	\$2271	\$2408	\$2545	\$2683	\$2814



1238NL/T 24" Diameter Occasional Table No Legs (4 casters needed)

COM Yardage: Total: 2 Yds.

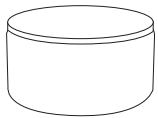
COM	GR1	GR2	GR3	GR4	GR5	GR6	GR7	GR8	GR9	GR10	LEA
\$1475	\$1613	\$1750	\$1887	\$2024	\$2162	\$2300	\$2437	\$2574	\$2711	\$2849	\$2980



1240NL/T 30" Diameter Occasional Table No Legs (4 casters needed)

COM Yardage: Total: 2.25 Yds.

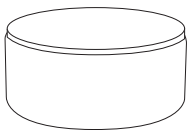
COM	GR1	GR2	GR3	GR4	GR5	GR6	GR7	GR8	GR9	GR10	LEA
\$1772	\$1910	\$2048	\$2185	\$2323	\$2459	\$2597	\$2734	\$2872	\$3009	\$3146	\$3278



1242NL/T 36" Diameter Occasional Table No Legs (4 casters needed)

COM Yardage: Total: 2.5 Yds.

COM	GR1	GR2	GR3	GR4	GR5	GR6	GR7	GR8	GR9	GR10	LEA
\$1969	\$2106	\$2243	\$2380	\$2518	\$2655	\$2793	\$2930	\$3067	\$3205	\$3342	\$3473



1244NL/T 42" Diameter Occasional Table No Legs (5 casters needed)

COM Yardage: Total: 3 Yds.

COM	GR1	GR2	GR3	GR4	GR5	GR6	GR7	GR8	GR9	GR10	LEA
\$2477	\$2615	\$2751	\$2889	\$3026	\$3164	\$3301	\$3438	\$3575	\$3713	\$3850	\$3982

OPTIONS

Add upcharge to list price and code to model number

FR	CAL 133 (TB 133) Fire Retardant per yard	\$95	/yd.	CAS3	Black 3" Casters (not available on 18" size)	\$27	ea.
----	--	------	------	------	--	------	-----

DIMENSIONS	24" Square	30" Square	36" Square	42" Square
Overall Depth:	24"	30"	36"	42"
Overall Width:	24"	30"	36"	42"
Overall Height:	17"	17"	17"	17"
Qty./Wt.:	1 ea./24 lbs.	1 ea./37 lbs.	1 ea./54 lbs.	1 ea./75 lbs.



30" ALMOST SQUARE
OCCASIONAL TABLE

Laminate Top Note:

- Tops are 3/4" laminate
- Std with 4B multi-exposed core

MODEL / DESCRIPTION / LIST PRICING



1246/T 24" Almost Square Occasional Table (4 Legs)

COM Yardage: Total: 1 Yds.

COM	GR1	GR2	GR3	GR4	GR5	GR6	GR7	GR8	GR9	GR10	LEA
\$1642	\$1780	\$1917	\$2055	\$2191	\$2329	\$2466	\$2604	\$2742	\$2878	\$3016	\$3148



1248/T 30" Almost Square Occasional Table (4 Legs)

COM Yardage: Total: 1.5 Yds.

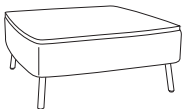
COM	GR1	GR2	GR3	GR4	GR5	GR6	GR7	GR8	GR9	GR10	LEA
\$1924	\$2061	\$2199	\$2336	\$2473	\$2610	\$2748	\$2885	\$3023	\$3159	\$3297	\$3429



1250/T 36" Almost Square Occasional Table (4 Legs)

COM Yardage: Total: 1.75 Yds.

COM	GR1	GR2	GR3	GR4	GR5	GR6	GR7	GR8	GR9	GR10	LEA
\$2138	\$2275	\$2413	\$2550	\$2687	\$2825	\$2962	\$3100	\$3237	\$3374	\$3511	\$3642



1252/T 42" Almost Square Occasional Table (4 Legs)

COM Yardage: Total: 1.75 Yds.

COM	GR1	GR2	GR3	GR4	GR5	GR6	GR7	GR8	GR9	GR10	LEA
\$2704	\$2840	\$2978	\$3115	\$3253	\$3390	\$3527	\$3665	\$3802	\$3940	\$4077	\$4208

OPTIONS

Add upcharge to list price and code to model number

FR	CAL 133 (TB 133) Fire Retardant per yard	\$95	/yd.
PC	Polished Chrome Legs	\$37	ea.

WDL	Metal/Wood Legs	\$37	ea.
WDL-C	Chrome/Wood Legs	\$64	ea.

DIMENSIONS	18" Square	24" Square	30" Square	36" Square	42" Square
Overall Depth:	18"	24"	30"	36"	42"
Overall Width:	18"	24"	30"	36"	42"
Overall Height:	17"	17"	17"	17"	17"
Qty./Wt.:	1 ea./17 lbs.	1 ea./29 lbs.	1 ea./45 lbs.	1 ea./65 lbs.	1 ea./88 lbs.

Laminate Top Note:

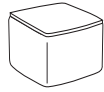
- Tops are 3/4" laminate
- Std with 4B multi-exposed core

Note: glides are installed



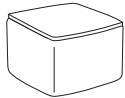
30" SQUARE OCCASIONAL TABLE
WITH NO LEGS

MODEL / DESCRIPTION / LIST PRICING



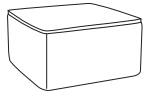
1245NL/T 18" Almost Square Occasional Table - No Legs (casters not available) COM Yardage: Total: 1.5 Yds.

COM	GR1	GR2	GR3	GR4	GR5	GR6	GR7	GR8	GR9	GR10	LEA
\$1394	\$1531	\$1668	\$1806	\$1944	\$2081	\$2218	\$2355	\$2493	\$2630	\$2768	\$2899



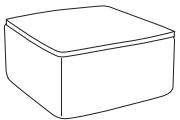
1246NL/T 24" Almost Square Occasional Table - No Legs (4 casters needed) COM Yardage: Total: 1.75 Yds.

COM	GR1	GR2	GR3	GR4	GR5	GR6	GR7	GR8	GR9	GR10	LEA
\$1552	\$1689	\$1827	\$1964	\$2101	\$2239	\$2376	\$2514	\$2650	\$2788	\$2925	\$3057



1248NL/T 30" Almost Square Occasional Table - No Legs (4 casters needed) COM Yardage: Total: 2.5 Yds.

COM	GR1	GR2	GR3	GR4	GR5	GR6	GR7	GR8	GR9	GR10	LEA
\$1820	\$1957	\$2095	\$2232	\$2369	\$2506	\$2644	\$2781	\$2919	\$3056	\$3193	\$3324



1250NL/T 36" Almost Square Occasional Table - No Legs (4 casters needed) COM Yardage: Total: 2.75 Yds.

COM	GR1	GR2	GR3	GR4	GR5	GR6	GR7	GR8	GR9	GR10	LEA
\$2023	\$2161	\$2298	\$2436	\$2573	\$2710	\$2848	\$2985	\$3123	\$3259	\$3397	\$3528



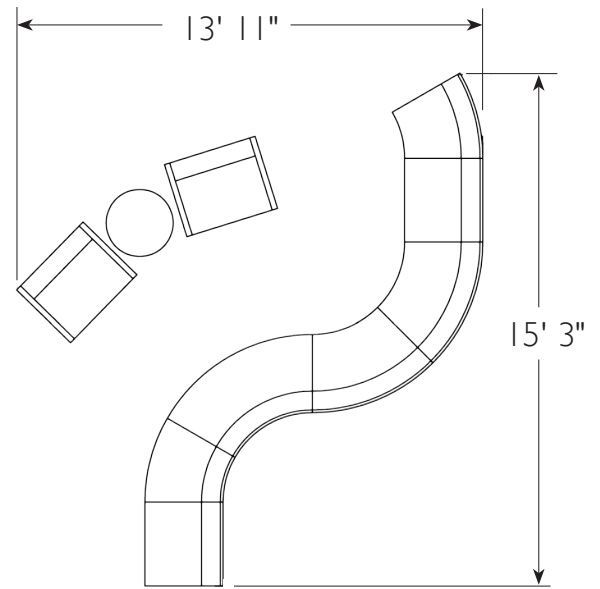
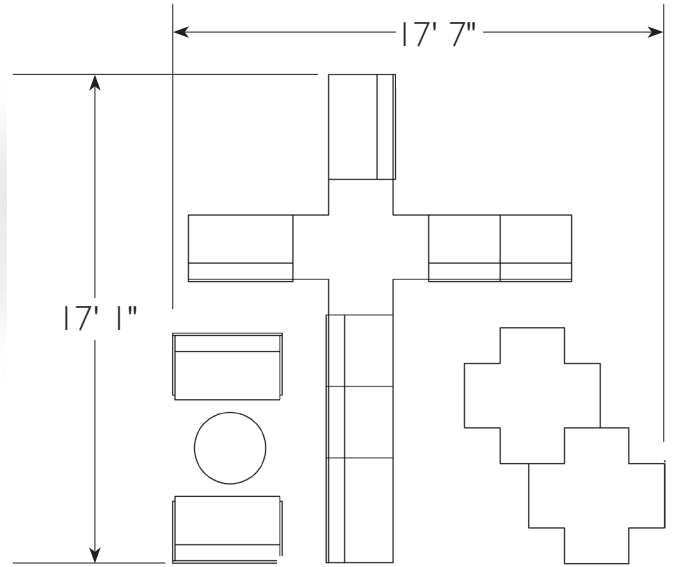

1252NL/T 42" Almost Square Occasional Table - No Legs (4 casters needed) COM Yardage: Total: 3 Yds.

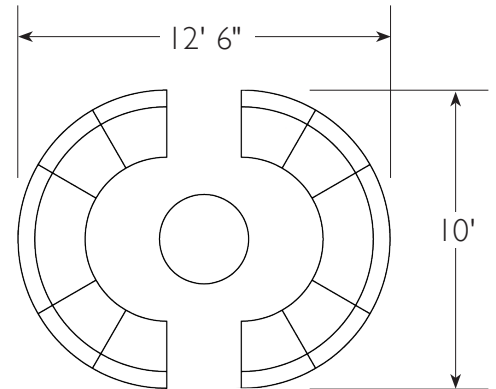
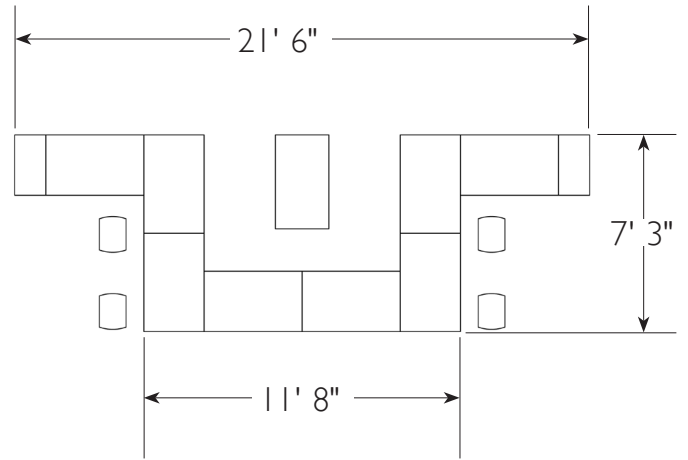

COM	GR1	GR2	GR3	GR4	GR5	GR6	GR7	GR8	GR9	GR10	LEA
\$2563	\$2700	\$2837	\$2975	\$3112	\$3250	\$3386	\$3524	\$3661	\$3799	\$3936	\$4068

OPTIONS

Add upcharge to list price and code to model number

FR	CAL 133 (TB 133) Fire Retardant per yard	\$95	/yd.	CAS3	Black 3" Casters (not available on 18" size)	\$27	ea.
----	--	------	------	------	--	------	-----







LIBRA STOOLS

The Libra Stool is available in three versions: upholstered swivel stool and upholstered stool with two back choices. A great product for any medical exam room. Libra stools offer three five-star base designs with casters and pneumatic height adjustment.



UPHOLSTERED STOOL WITH DEMI BACK AND OPTIONAL CHROME BASE

ORDERING INFORMATION

To Order Please Specify:

- 1) Series Name
- 2) Model Number
- 3) Quantity
- 4) Fabric Grade & Number
- 5) Optional Items

LIBRA SWIVEL GENERAL SPECIFICATIONS

Upholstery

Seat is upholstered over 4" high density foam in choice of vinyl, fabric, leather, crypton or COM.

Features

Stools have gas cylinders with pneumatic height adjustment. Standard Five-star base consists of impact resistant plastic. Arched 5-Star base is fully welded with polished chrome finish. High kit features either an 8" or 10" extended piston with adjustable chrome foot ring.

Tested for **350 lbs per seat.**

High Kit not available on Arched Base Models

Chair Control

For models with back:

- Pneumatic height adjustment.
- Spring back and height adjustment.
- Backrest adjusts in and out.

For backless models:

- Pneumatic height adjustment only.

COLORS / FINISHES

Base/Control Finish Colors:

- Standard base and control in black . Optional polished chrome base.

OPTIONS

- CODE: FR - CAL 133 (TB 133) Fire Retardant per yard
- CODE: MB - Moisture Barrier
- CODE: GC - Black Glides for 5 star base
- CODE: HK - High Kit - Specify 8" or 10" piston (not available on arched base)
- CODE: 2FO - Two Fabric Option
- CODE: PCS - 5-Star Polished Chrome Base and Casters

LIBRA SWIVEL STOOLS
5-STAR BASE

DIMENSIONS	Stool	Stool with Demi Back	Stool with Medium Back
Seat Width:	16"	16"	16"
Seat Height (Black base)	18.5"-23.5"	18.5"-23.5"	18.5"-23.5"
Seat Height (Chrome base)	18.5"-21"	18.5"-21"	18.5"-21"
Back Height (Black base)	-	30"-35"	32"-37"
Back Height (Chrome base)	-	30"-32.5"	32"-34.5"
Overall Width:	27"	27"	27"
Qty./Wt. per carton:	1 ea./17 lbs.	1 ea./17 lbs.	1 ea./17 lbs.



DEMI BACK SWIVEL STOOL WITH OPTIONAL HIGH-KIT AND CHROME BASE



SWIVEL STOOL WITH MEDIUM BACK

MODEL / DESCRIPTION / LIST PRICING



1835 Swivel Stool on five-star base

COM Yardage: 0.75 Yd

COM	GR1	GR2	GR3	GR4	GR5	GR6	GR7	GR8	GR9	GR10	LEA
\$431	\$460	\$479	\$498	\$518	\$539	\$560	\$583	\$606	\$630	\$654	\$775



1835-D Swivel Stool on five-star base - **Demi Back**

COM Yardage: Total: 1.25 Yds / Seat: 0.75 Yd / Back: 0.5 Yd

COM	GR1	GR2	GR3	GR4	GR5	GR6	GR7	GR8	GR9	GR10	LEA
\$526	\$563	\$586	\$609	\$634	\$659	\$686	\$713	\$741	\$771	\$801	\$948



1835-M Swivel Stool on five-star base - **Medium Back**

COM Yardage: Total: 1.25 Yds / Seat: 0.75 Yd / Back: 0.5 Yd

COM	GR1	GR2	GR3	GR4	GR5	GR6	GR7	GR8	GR9	GR10	LEA
\$562	\$602	\$626	\$651	\$676	\$704	\$733	\$761	\$792	\$824	\$856	\$1013

NOTE: HIGH-KIT SEAT HEIGHT RANGES:
8-INCH PISTON: 23" - 30"
10-INCH PISTON: 24" - 33"

AVAILABLE FOR BLACK OR CHROME



UPHOLSTERED STOOL WITH OPTIONAL HIGH KIT

OPTIONS

Add upcharge to list price and code to model number

FR	CAL 133 (TB 133) Fire Retardant - per yd.	\$95	/yd.
MB	Moisture Barrier - per seat	\$72	
2FO	Two Fabric Option	\$104	

GC	Black Glides for 5 star base	\$30	
HK	High Kit - Specify 8" or 10" piston	\$111	
PCS	Polished Chrome Aluminum Base and Casters	\$95	



LOTUS TABLE OF CONTENTS

Lotus Specifications 2-3
Lotus Standards & Options 4
Lotus Metal Legs..... 5
Lotus Sled Base..... 6
Lotus 4-Star Plane Swivel Base..... 7
Lotus 4-Star Plane Swivel Base..... 8
Lotus 5-Star Swivel on Casters..... 9
Lotus Metal Leg Bar Stool 10
Lotus Sled Base Bar Stool..... 11
Lotus Chair Views 12

LOTUS

The Lotus combines modern visual styling with the comfort of a lounge chair. Its bucket-style seat makes for a great design and sleek guest chair. It has generous dimensions, versatility and comfort and features a very strong single polypropylene shell available in several designer colors. Lotus also offers upholstered seat and back inserts and five distinct bases to fit any application. Available in models with metal legs, sled base, 4-star swivel and 5-star swivel base with casters. The Lotus will look great in any office, reception area or lounge atmosphere.



4-STAR PLANE SWIVEL



4 LEG



SLED BASE



5-STAR SWIVEL BASE

ORDERING INFORMATION

To Order Please Specify:

- 1) Series Name
- 2) Model Number
- 3) Quantity
- 4) Optional Powder Coat Color
- 5) Fabric Grade and Number
- 6) Optional Items

LOTUS GENERAL SPECIFICATIONS

Base Details

- **4-Leg Chair:** frame is fully welded. 3/4" diameter 14-gauge steel tubing with adjustable steel glides installed.
4-leg chair models stack 4 high.
- **4-Leg Bar Stool:** frame is fully welded. 7/8" diameter 14-gauge steel tubing with adjustable steel glides installed.
- **4-Star Plane Swivel Base:** In polished cast aluminum, base has tapered ends and round corners with fixed plastic glides installed and glued floor felts.
Base is also available in black wrinkle finish.
- **Sled Base Chair:** frames are made of .50" diameter, solid steel tubing with hand brazed welds.
- **Sled Base Bar Stool:** frames are made of .50" diameter, solid steel tubing with hand brazed welds.

- **5-Star Swivel on Casters:** Cast polished aluminum base with 5 black casters installed.
High chair kit consists of an 8" or 10" extended piston (adjustable up and down) with an adjustable chrome foot ring.

Chair function

- Swivel 360°

Chair Control

- Regular Swivel Chair – 16-3/4" – 22"
- Swivel
- Tilt & Lock
- Pneumatic Height Adjustment
- Tension Adjustment

CHAIRS	WEIGHT LIMIT
Metal Legs	350 lbs.

POLY SHELL COLORS

- Marsala
- Black
- Heather Gray
- White
- Beige
- Azure Blue
- Navy Blue



MARSALA

BLACK

HEATHER GRAY

WHITE

BEIGE

AZURE BLUE

NAVY BLUE

STANDARD BASE FINISHES

- 4-star plane swivel - Black or Polished Chrome
- 4 leg Chair/Stool - polished chrome
- 5-star swivel - black casters
- Sled Base Chair/Stool - polished chrome

OPTIONS

- CODE: FR - CAL 133 (TB 133) Fire Retardant.
- CODE: MB - Moisture Barrier
- CODE: SF - Powder Coat Color Finish
- CODE: CH - Counter Height (24" seat height)
- CODE: SH - Special Height (any custom height)
- CODE: HK - High Chair Kit - Specify 8" or 10" piston

BASE FINISHES

Powder Coat colors available with upcharge

- 4 Leg Metal Frame
- Sled Base

CAST ALUMINUM 4-STAR PLANE SWIVEL BASE DETAIL



POLISHED CHROME FINISH



BLACK WRINKLE FINISH



STACKS 4 HIGH

DIMENSIONS	4-Leg Chair
Inside Width:	19.5"
Seat Height:	17"
Arm Height:	28"
Overall Depth:	22.5"
Overall Width:	23"
Overall Height:	29.5"
Qty./Wt. per carton:	1 ea./32 lbs.



4 LEG CHAIR

MODEL / DESCRIPTION / LIST PRICING



7485 4 Legs in Polished Chrome



Chair
\$386



7485-S 4 Legs with Seat Insert in Polished Chrome

COM Yardage: .75 Yards

COM	GR1	GR2	GR3	GR4	GR5	GR6	GR7	GR8	GR9	GR10	LEA
\$512	\$548	\$571	\$593	\$617	\$642	\$667	\$695	\$722	\$751	\$780	\$923



7485-SI 4 Legs with Seat and Back Insert in Polished Chrome

COM Yardage: .75 Yards

COM	GR1	GR2	GR3	GR4	GR5	GR6	GR7	GR8	GR9	GR10	LEA
\$587	\$628	\$653	\$679	\$707	\$735	\$764	\$796	\$826	\$860	\$894	\$1056



7485-U 4 Legs in Polished Chrome - Fully Upholstered

COM Yardage: 2.5 Yards

COM	GR1	GR2	GR3	GR4	GR5	GR6	GR7	GR8	GR9	GR10	LEA
\$754	\$806	\$839	\$874	\$907	\$944	\$982	\$1021	\$1063	\$1105	\$1149	\$1358

OPTIONS

Add upcharge to list price and code to model number

FR	CAL 133 (TB 133) Fire Retardant per yard	\$95	/yd.
MB	Moisture Barrier - Per Seat	\$72	

SF	Powder Coat Color Finish - 4-Leg Chair	\$40	
----	--	------	--

DIMENSIONS	Sled Base
Inside Width:	19.5"
Seat Height:	17.5"
Arm Height:	29"
Overall Depth:	22.5"
Overall Width:	23"
Overall Height:	30.5"
Qty./Wt. per carton:	1 ea./32 lbs.



SLED BASE WITH UPHOLSTERED SEAT AND BACK INSERT

MODEL / DESCRIPTION / LIST PRICING



7487 Sled Base in Polished Chrome

Chair
\$401



7487-S Sled Base with Seat Insert in Polished Chrome

COM Yardage: .75 Yards

COM	GR1	GR2	GR3	GR4	GR5	GR6	GR7	GR8	GR9	GR10	LEA
\$526	\$563	\$586	\$609	\$634	\$659	\$686	\$713	\$741	\$772	\$802	\$948



7487-SI Sled Base with Seat and Back Insert in Polished Chrome

COM Yardage: .75 Yards

COM	GR1	GR2	GR3	GR4	GR5	GR6	GR7	GR8	GR9	GR10	LEA
\$601	\$644	\$669	\$696	\$723	\$752	\$781	\$814	\$846	\$880	\$916	\$1082



7487-U Sled Base in Polished Chrome - Fully Upholstered

COM Yardage: 2.5 Yards

COM	GR1	GR2	GR3	GR4	GR5	GR6	GR7	GR8	GR9	GR10	LEA
\$765	\$819	\$852	\$886	\$921	\$958	\$996	\$1037	\$1078	\$1121	\$1167	\$1378

OPTIONS

Add upcharge to list price and code to model number

FR	CAL 133 (TB 133) Fire Retardant per yard	\$95	/yd.
MB	Moisture Barrier - Per Seat	\$72	

SF	Powder Coat Color Finish - Sled Base Chair	\$40	
----	--	------	--

DIMENSIONS	Plane 4-Star
Inside Width:	19.5"
Seat Height:	18"
Arm Height:	29"
Overall Depth:	22.5"
Overall Width:	23"
Overall Height:	30.5"
Qty./Wt. per carton:	1 ea./32 lbs.



4-STAR PLANE SWIVEL IN CHROME

MODEL / DESCRIPTION / LIST PRICING



7491 4-Star Plane Swivel in Polished Chrome

Chair
\$618



7491-S 4-Star Plane Swivel with Seat Insert in Polished Chrome

COM Yardage: .75 Yards

COM	GR1	GR2	GR3	GR4	GR5	GR6	GR7	GR8	GR9	GR10	LEA
\$744	\$797	\$827	\$861	\$895	\$931	\$968	\$1007	\$1047	\$1090	\$1133	\$1339



7491-SI 4-Star Plane Swivel with Seat and Back Insert in Polished Chrome

COM Yardage: .75 Yards

COM	GR1	GR2	GR3	GR4	GR5	GR6	GR7	GR8	GR9	GR10	LEA
\$818	\$876	\$911	\$946	\$985	\$1025	\$1066	\$1108	\$1153	\$1198	\$1246	\$1473



7491-U 4-Star Plane Swivel in Polished Chrome - Fully Upholstered

COM Yardage: 2.5 Yards

COM	GR1	GR2	GR3	GR4	GR5	GR6	GR7	GR8	GR9	GR10	LEA
\$983	\$1052	\$1094	\$1137	\$1183	\$1231	\$1280	\$1331	\$1385	\$1440	\$1497	\$1769

OPTIONS

Add upcharge to list price and code to model number

FR	CAL 133 (TB 133) Fire Retardant per yard	\$95	/yd.
----	--	------	------

MB	Moisture Barrier - Per Seat	\$72	
----	-----------------------------	------	--

DIMENSIONS	Plane 4-Star
Inside Width:	19.5"
Seat Height:	18"
Arm Height:	29"
Overall Depth:	22.5"
Overall Width:	23"
Overall Height:	30.5"
Qty./Wt. per carton:	1 ea./32 lbs.



4-STAR PLANE SWIVEL
BLACK BASE FINISH

MODEL / DESCRIPTION / LIST PRICING



7492 4-Star Plane Black Swivel

Chair
\$662



7492-S 4-Star Plane Black Swivel with Seat Insert

COM Yardage: .75 Yards

COM	GR1	GR2	GR3	GR4	GR5	GR6	GR7	GR8	GR9	GR10	LEA
\$788	\$842	\$877	\$911	\$948	\$985	\$1026	\$1066	\$1109	\$1153	\$1199	\$1416



7492-SI 4-Star Plane Black Swivel with Seat and Back Insert

COM Yardage: .75 Yards

COM	GR1	GR2	GR3	GR4	GR5	GR6	GR7	GR8	GR9	GR10	LEA
\$862	\$923	\$959	\$996	\$1037	\$1079	\$1121	\$1167	\$1213	\$1262	\$1313	\$1551



7492-U 4-Star Plane Black Swivel - Fully Upholstered

COM Yardage: 2.5 Yards

COM	GR1	GR2	GR3	GR4	GR5	GR6	GR7	GR8	GR9	GR10	LEA
\$1029	\$1101	\$1145	\$1191	\$1238	\$1287	\$1339	\$1393	\$1449	\$1506	\$1567	\$1852

OPTIONS

Add upcharge to list price and code to model number

FR	CAL 133 (TB 133) Fire Retardant per yard	\$95	/yd.
----	--	------	------

MB	Moisture Barrier - Per Seat	\$72	
----	-----------------------------	------	--

DIMENSIONS	5-Star Casters
Inside Width:	19.5"
Seat Height:	16.75"-21.75"
Arm Height:	28.75"-33.75"
Overall Depth:	22.5"
Overall Width:	23"
Overall Height:	29.75"-34.75"
Qty./Wt. per carton:	1 ea./32 lbs.



5-STAR SWIVEL WITH CASTERS



5-STAR SWIVEL WITH CASTERS
HIGH KIT

MODEL / DESCRIPTION / LIST PRICING



7493 5-Star Swivel with Casters

Chair
\$547



7493-S 5-Star Swivel with Casters and Seat Insert

COM Yardage: .75 Yards

COM	GR1	GR2	GR3	GR4	GR5	GR6	GR7	GR8	GR9	GR10	LEA
\$673	\$720	\$749	\$778	\$811	\$842	\$876	\$911	\$948	\$985	\$1025	\$1211



7493-SI 5-Star Swivel with Casters and Seat and Back Insert

COM Yardage: .75 Yards

COM	GR1	GR2	GR3	GR4	GR5	GR6	GR7	GR8	GR9	GR10	LEA
\$748	\$800	\$832	\$865	\$900	\$936	\$973	\$1012	\$1052	\$1094	\$1137	\$1345



7493-U 5-Star Swivel with Casters - Fully Upholstered

COM Yardage: 2.5 Yards

COM	GR1	GR2	GR3	GR4	GR5	GR6	GR7	GR8	GR9	GR10	LEA
\$915	\$979	\$1017	\$1058	\$1101	\$1145	\$1191	\$1238	\$1287	\$1339	\$1393	\$1645

OPTIONS

Add upcharge to list price and code to model number

FR	CAL 133 (TB 133) Fire Retardant per yard	\$95	/yd.
MB	Moisture Barrier - Per Seat	\$72	

HK	High Chair Kit - Specify 8" or 10" piston	\$111	
----	---	-------	--

DIMENSIONS	4-Leg Stool
Inside Width:	19.5"
Seat Height:	30"
Arm Height:	41.5"
Overall Depth:	23"
Overall Width:	23.5"
Overall Height:	43"
Qty./Wt. per carton:	1 ea./32 lbs.



4 LEG BAR STOOL WITH UPHOLSTERED SEAT INSERT



4 LEG BAR STOOL FEATURES INSET REAR LEGS

MODEL / DESCRIPTION / LIST PRICING



7495 4 Leg Stool in Polished Chrome



Stool
\$456



7495-S 4 Leg Stool with Seat Insert in Polished Chrome

COM Yardage: .75 Yards

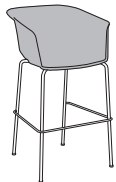
COM	GR1	GR2	GR3	GR4	GR5	GR6	GR7	GR8	GR9	GR10	LEA
\$547	\$585	\$609	\$633	\$658	\$685	\$712	\$740	\$771	\$801	\$834	\$984



7495-SI 4 Leg Stool with Seat and Back Insert in Polished Chrome

COM Yardage: .75 Yards

COM	GR1	GR2	GR3	GR4	GR5	GR6	GR7	GR8	GR9	GR10	LEA
\$622	\$665	\$691	\$719	\$749	\$778	\$810	\$841	\$876	\$910	\$946	\$1118



7495-U 4 Leg Stool in Polished Chrome - Fully Upholstered

COM Yardage: 2.5 Yards

COM	GR1	GR2	GR3	GR4	GR5	GR6	GR7	GR8	GR9	GR10	LEA
\$793	\$849	\$882	\$918	\$954	\$992	\$1032	\$1073	\$1117	\$1161	\$1208	\$1427

OPTIONS

Add upcharge to list price and code to model number

FR	CAL 133 (TB 133) Fire Retardant per yard	\$95	/yd.
MB	Moisture Barrier - Per Seat	\$72	
SF	Powder Coat Color Finish - 4-Leg Stool	\$61	

CH	Counter Height (24" seat height)	\$30	
SH	Special Height (any custom height)	\$30	

DIMENSIONS	Sled Base Stool
Inside Width:	19.5"
Seat Height:	30"
Arm Height:	41.5"
Overall Depth:	23"
Overall Width:	24"
Overall Height:	43"
Qty./Wt. per carton:	1 ea./32 lbs.



SLED BASE BAR STOOL WITH FULLY UPHOLSTERED SHELL



SLED BASE BAR STOOL OFFERS TABERED REAR LEGS

MODEL / DESCRIPTION / LIST PRICING



7497 Sled Base Stool in Polished Chrome

Stool	
\$469	



7497-S Sled Base Stool with Seat Insert in Polished Chrome

COM Yardage: .75 Yards

COM	GR1	GR2	GR3	GR4	GR5	GR6	GR7	GR8	GR9	GR10	LEA
\$593	\$634	\$659	\$686	\$713	\$741	\$772	\$802	\$835	\$868	\$903	\$1067



7497-S1 Sled Base Stool with Seat and Back Insert in Polished Chrome

COM Yardage: .75 Yards

COM	GR1	GR2	GR3	GR4	GR5	GR6	GR7	GR8	GR9	GR10	LEA
\$667	\$714	\$742	\$773	\$803	\$836	\$868	\$903	\$940	\$978	\$1016	\$1200



7497-U Sled Base Stool in Polished Chrome - Fully Upholstered

COM Yardage: 2.5 Yards

COM	GR1	GR2	GR3	GR4	GR5	GR6	GR7	GR8	GR9	GR10	LEA
\$806	\$863	\$899	\$933	\$971	\$1009	\$1051	\$1092	\$1136	\$1181	\$1230	\$1452

OPTIONS

Add upcharge to list price and code to model number

FR	CAL 133 (TB 133) Fire Retardant per yard	\$95	/yd.
MB	Moisture Barrier - Per Seat	\$72	

SF	Powder Coat Color Finish - Sled Base Stool	\$61	
----	--	------	--



FRONT VIEW

CLEAN OUT



FRONT ANGLED VIEW



PROFILE VIEW



REAR VIEW



CAFÉ TABLE WITH KRYSTALCAST® TOP



BAR HEIGHT TABLE

ORDERING INFORMATION

- | | |
|----------------------------|-------------------------------|
| 1) Series Name | 6) Laminate Selection and No. |
| 2) Model Number | 7) Edge Style Code and Color |
| 3) Size | 8) Wood Species |
| 4) Quantity | 9) Wood Stain Color |
| 5) Powder Coat Frame Color | 10) Optional Items |

LUNA CAFÉ BASE SPECIFICATIONS

Luna X Base

- Table Height** Table height is 29" to 30" depending on table top specified. Bar Height table is 42".
- Column** 3" diameter 14 gauge steel tubing welded to base and top plate.
- Base** 1.5" diameter 14 gauge steel tubing – 22", 26", 32" or 38" X-base spreads.
- Plate** 10" x 10" square • 12" X 12" square
14" X 14" square
- Glides** Adjustable zinc rubber cushion glides
- Assembly** Top plate is welded to the vertical column and the vertical column is welded to the horizontal base. No tie rod assembly. Base mounts to tabletop with ¼-20 x 1" machine screws into metal inserts in top.
- Finish** Choice of standard powder coat colors – See "Color Selections" brochure.

Flip-Top Mechanism

Durable all-steel construction with a spring-loaded release handle and a safety catch to maintain flipped-up position.

TABLE TOP SPECIFICATIONS

Table Tops

Table top core is CARB Phase I & Phase II Compliant. Laminate, wood veneer and phenolic backing are glued with water based adhesives.

FINISHES

Laminate/Veneer Selections

ERG offers over 1000 standard laminate choices from Nevamar, Wilsonart, Formica and Pionite. Wood veneer is available in transparent stain colors - custom stain matching available.

Edge Selections:

ERG offers a wide variety of table top edge materials including PVC, wood, aluminum and resin/urethane. Special Edge Note: When ganging or butting tables together, ERG recommends using 3MM flat edge or flat wood edge. Square tables using PVC T-MOLD edge will have a 2" radius on all corners. Table Bases and Legs.

OPTIONS

- CODE: FLIP-X - Flip Top per X-base
- CODE: FLIP-T - Flip Top for two T-legs
- CODE: ASB - Anti-Sag Bar for tables under 72"
- CODE: RP - Painted Foot-ring for bar height
- CODE: STH - Special Table Height (any table height other than 29" or bar height)
- CODE: ULW - Ultra-lightweight table top
- CODE: CAS3 - 3" Mobile Casters
- CODE: GD - Ganging
- CODE: RAD - 3" Radius Corners for 3MM Edge
- CODE: FTBH – Flip top support bar for rectangular bar height tables (Maximum table top size 30x72)



GLIDE DETAIL



CASTER DETAIL

MODEL / DESCRIPTION / LIST PRICING

LUNA | CAFÉ | ROUND

● ROUND	Model Number	Table Top Size	Shpg. Wght.	Base Spread	LAMINATE TOP ASSORTED EDGES							VENEER TOP	
					GRP 1	GRP 2	GRP 3	GRP 4	GRP 5	GRP 6	GRP 7	GRP 8	GRP 9
					LU24D	24" Dia.	32	22"- X	\$419	\$428	\$482	\$531	\$626
LU30D	30" Dia.	43	26"- X	\$474	\$486	\$558	\$622	\$747	\$854	\$978	\$1287	\$1423	
LU36D	36" Dia.	53	32"- X	\$560	\$574	\$662	\$737	\$890	\$1017	\$1170	\$1527	\$1680	
LU42D	42" Dia.	72	32"- X	\$657	\$672	\$789	\$887	\$1087	\$1251	\$1450	\$1827	\$1969	
LU48D	48" Dia.	86	38"- X	\$748	\$769	\$908	\$1029	\$1269	\$1469	\$1711	\$2111	\$2247	

LUNA | CAFÉ | SQUARE

■ SQUARE	Model Number	Table Top Size	Shpg. Wght.	Base Spread	LAMINATE TOP ASSORTED EDGES							VENEER TOP	
					GRP 1	GRP 2	GRP 3	GRP 4	GRP 5	GRP 6	GRP 7	GRP 8	GRP 9
					LU24S	24" Sq.	40	22"- X	\$414	\$423	\$483	\$536	\$639
LU2430S	24x30	49	22"- X	\$444	\$453	\$524	\$586	\$706	\$807	\$928	\$1211	\$1332	
LU30S	30" Sq.	54	26"- X	\$478	\$489	\$567	\$633	\$764	\$876	\$1007	\$1308	\$1436	
LU36S	36" Sq.	67	32"- X	\$592	\$606	\$703	\$785	\$950	\$1086	\$1251	\$1622	\$1776	
LU42S	42" Sq.	90	38"- X	\$716	\$734	\$855	\$960	\$1167	\$1342	\$1550	\$1979	\$2149	

LUNA | CAFÉ | RECTANGLE

■ RECTANGLE	Model Number	Table Top Size	Shpg. Wght.	Base Spread	LAMINATE TOP ASSORTED EDGES							VENEER TOP	
					GRP 1	GRP 2	GRP 3	GRP 4	GRP 5	GRP 6	GRP 7	GRP 8	GRP 9
					LU2448	24x48	70	2-22"	\$471	\$484	\$566	\$637	\$779
LU2460	24x60	79	2-22"	\$500	\$512	\$604	\$684	\$843	\$976	\$1135	\$1406	\$1501	
LU3048	30x48	79	2-22"	\$502	\$516	\$611	\$691	\$851	\$985	\$1146	\$1417	\$1511	
LU3060	30x60	90	2-22"	\$536	\$552	\$658	\$747	\$929	\$1080	\$1261	\$1531	\$1613	

LUNA | CAFÉ | BAR HEIGHT

● ROUND	Model Number	Table Top Size	Shpg. Wght.	Base Spread	LAMINATE TOP ASSORTED EDGES							VENEER TOP	
					GRP 1	GRP 2	GRP 3	GRP 4	GRP 5	GRP 6	GRP 7	GRP 8	GRP 9
					LUH24D	24" Dia.	40	22"- X	\$522	\$530	\$579	\$621	\$707
LUH30D	30" Dia.	94	26"- X	\$564	\$574	\$639	\$695	\$809	\$902	\$1015	\$1460	\$1692	
LUH36D	36" Dia.	63	32"- X	\$634	\$646	\$726	\$793	\$930	\$1043	\$1179	\$1660	\$1901	
LUH36S	36" Sq.	67	32"- X	\$658	\$670	\$751	\$821	\$961	\$1078	\$1219	\$1720	\$1973	

■
SQUARE

Note: FTBH option is required with STH option when ordering rectangle flip-top tables over 29" table height.

OPTIONS

Add upcharge to list price and code to model number

FLIP-X	Flip-Top per X-base	\$133	
FLIP-T	Flip-Top for two T-legs	\$379	
ASB	Anti-Sag Bar for tables under 72"	\$85	
STH	Special Table Height (other than 29") per base	\$159	
ULW	Ultra-lightweight table top	\$201	

RP	Painted Foot-ring for Bar Height	\$117	
CAS3	3" Mobile Casters (2 Casters per leg)	\$27	ea.
GD	Ganging per table	\$101	
RAD	3" Radius Corners for 3MM Edge	\$212	per table
FTBH	All t-base bar height tables with flip top	\$318	



ORDERING INFORMATION

- | | |
|----------------------------|-------------------------------|
| 1) Series Name | 6) Laminate Selection and No. |
| 2) Model Number | 7) Edge Style Code and Color |
| 3) Size | 8) Wood Species |
| 4) Quantity | 9) Wood Stain Color |
| 5) Powder Coat Frame Color | 10) Optional Items |

LUNA TRAINING BASE SPECIFICATIONS

Luna T Base

- Table Height** Table height is 29" to 30" depending on table top specified.
- Column** 2" diameter 14 gauge steel tubing welded to base and top plate.
- Base** 1.5" diameter 14 gauge steel tubing – 16", 22" and 26" spreads
- Plate** 8" x 8" square 12 gauge stamped steel
5" x 5" or 2" x 4" 12 gauge stamped steel (Flip-Top or Folding)
- Glides** Adjustable zinc rubber cushion steel glides
- Assembly** Top plate is welded to the vertical column and the vertical column is welded to the horizontal base plate. No tie rod assembly. Base mounts to tabletop with ¼-20 x 1" machine screws into metal inserts in top. Stretcher steel bars are used on tops 72" and longer.
- Finish** Choice of standard powder coat colors – See "Color Selections" brochure

Flip-Top Mechanism

Aluminum die-cast top plate and aluminum housing with single handle cable release.

Folding Mechanism

Nylon injection molded housing, cast aluminum pivot and metal locking slider. Rigid, taper locking design is activated by single lever that also locks in folded position.

TABLE TOP SPECIFICATIONS

Table Tops

Table top core is CARB Phase I & Phase II Compliant. Laminate, wood veneer and phenolic backing are glued with water based adhesives.

Ultra-Lightweight Table Tops

Ultra-lightweight tables have an exceptionally strong manufactured MDF top made from 100% recovered and recycled wood fiber with at least 25% post-industrial recycled fiber; the balance consisting of recovered waste fiber. Ultra-light tables are 18% lighter than standard tables.



GLIDE DETAIL



CASTER DETAIL



FLIP-TOP DETAIL



STATIONARY T BASE

FINISHES

Laminate/Veneer Selections

ERG offers over 1000 standard laminate choices from Nevamar, Wilsonart, Formica and Pionite. Wood veneer is available in transparent stain colors - custom stain matching available.

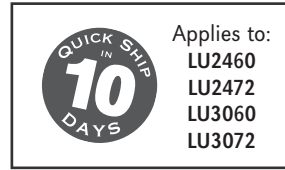
Edge Selections:

ERG offers a wide variety of table top edge materials including PVC, wood, aluminum and resin/urethane. Special Edge Note: When ganging or butting tables together, ERG recommends using 3MM flat edge or flat wood edge. Square tables using PVC T-MOLD edge will have a 2" radius on all corners. Table Bases and Legs.

OPTIONS

- CODE: FLIP-T - Flip-Top for two T-legs
- CODE: ASB - Anti-Sag Bar for tables under 72"
- CODE: FOLD - Lightweight Folding Leg Mechanism per table
- CODE: STH - Special Table Height (any table height other than 29")
- CODE: ULW - Ultra-lightweight table top
- CODE: CRT - Racetrack table top
- CODE: COT - Oval table top
- CODE: CBT - Boat table top
- CODE: CAS3 - 3" Mobile Casters
- CODE: GD - Ganging per table
- CODE: RAD - 3" Radius Corners for 3MM Edge
- CODE: FTBH – Flip top support bar for rectangular bar height tables. (Maximum table top size 30x72)
- TABLE ACCESSORIES – Modesty Panels, Bridges, Grommets, Wire Management, Power & Communication Options, Table Dollies – see accessories online under the 'Products' tab

Note: When ordering modesty panel, table and panel must have 3MM edge.



MODEL / DESCRIPTION / LIST PRICING

LUNA | RECTANGLE



Model Number	Table Top Size	Shpg. Wght.	Base Spread	LAMINATE TOP ASSORTED EDGES									VENEER TOP	
				GRP 1	GRP 2	GRP 3	GRP 4	GRP 5	GRP 6	GRP 7	GRP 8	GRP 9		
LU1836	18 X 36	54	2-16T	\$374	\$381	\$436	\$483	\$578	\$656	\$751	\$1003	\$1119		
LU1848	18 X 48	61	2-16T	\$393	\$402	\$465	\$518	\$624	\$713	\$818	\$1072	\$1180		
LU1860	18 X 60	68	2-16T	\$415	\$424	\$493	\$552	\$671	\$770	\$888	\$1139	\$1243		
LU1872	18 X 72	75	2-16T	\$518	\$528	\$604	\$670	\$800	\$911	\$1042	\$1392	\$1552		
LU1884	18 X 84	81	2-16T	\$551	\$564	\$653	\$728	\$879	\$1004	\$1155	\$1505	\$1654		
LU1896	18 X 96	88	2-16T	\$571	\$584	\$680	\$761	\$926	\$1061	\$1225	\$1573	\$1715		
LU2436	24 X 36	61	2-22T	\$408	\$418	\$485	\$542	\$658	\$753	\$869	\$1120	\$1225		
LU2448	24 X 48	70	2-22T	\$471	\$484	\$566	\$637	\$779	\$898	\$1040	\$1312	\$1416		
LU2460	24 X 60	79	2-22T	\$500	\$512	\$604	\$684	\$843	\$976	\$1135	\$1406	\$1501		
LU2472	24 X 72	88	2-22T	\$568	\$582	\$677	\$757	\$919	\$1054	\$1215	\$1564	\$1706		
LU2484	24 X 84	97	2-22T	\$608	\$624	\$731	\$825	\$1008	\$1163	\$1348	\$1695	\$1824		
LU2496	24 X 96	106	2-22T	\$634	\$650	\$767	\$868	\$1068	\$1234	\$1435	\$1781	\$1902		
LU3036	30 X 36	68	2-22T	\$432	\$442	\$518	\$582	\$711	\$818	\$947	\$1198	\$1295		
LU3048	30 X 48	79	2-22T	\$502	\$516	\$611	\$691	\$851	\$985	\$1146	\$1417	\$1511		
LU3060	30 X 60	90	2-22T	\$536	\$552	\$658	\$747	\$929	\$1080	\$1261	\$1531	\$1613		
LU3072	30 X 72	102	2-22T	\$609	\$624	\$731	\$825	\$1009	\$1163	\$1348	\$1696	\$1826		
LU3084	30 X 84	113	2-26T	\$653	\$670	\$794	\$900	\$1112	\$1288	\$1501	\$1846	\$1960		
LU3096	30 X 96	124	2-26T	\$684	\$702	\$837	\$953	\$1183	\$1377	\$1606	\$1950	\$2054		
LU3648	36 X 48	88	2-26T	\$497	\$512	\$610	\$696	\$865	\$1005	\$1174	\$1422	\$1496		
LU3660	36 X 60	102	2-26T	\$534	\$550	\$662	\$757	\$947	\$1108	\$1298	\$1545	\$1606		
LU3672	36 X 72	115	2-26T	\$654	\$671	\$796	\$903	\$1115	\$1293	\$1506	\$1850	\$1964		
LU3684	36 X 84	129	2-26T	\$704	\$724	\$867	\$987	\$1230	\$1432	\$1675	\$2019	\$2116		
LU3696	36 X 96	142	2-26T	\$740	\$762	\$918	\$1050	\$1314	\$1535	\$1800	\$2140	\$2226		

Note: FTBH option is required with STH option when ordering rectangle flip-top tables over 29" table height.

OPTIONS

Add upcharge to list price and code to model number

FLIPT	Flip-Top for two t-legs	\$379	
ASB	Anti-Sag Bar for tables under 72"	\$85	
FOLD	Lightweight Folding Leg Mechanism per table	\$316	
STH	Special Table Height (other than 29")	\$159	per leg
ULW	Ultra-lightweight table top	\$201	
CRT	Racetrack table top		add 20%

COT	Oval table top		add 20%
CBT	Boat table top		add 25%
CAS3	3" Mobile Casters (2 Casters per leg)	\$27	ea.
GD	Ganging per table	\$101	
RAD	3" Radius Corners for 3MM Edge	\$212	per table
FTBH	All t-base bar height tables with flip top	\$318	

MODEL / DESCRIPTION / LIST PRICING

LUNA | TRAPEZOID

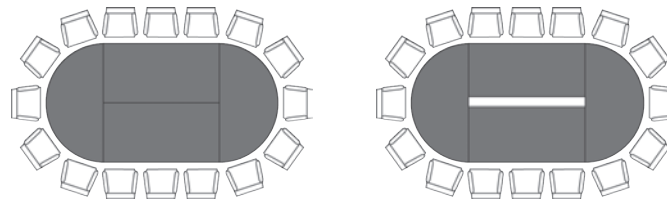


Model Number	Table Top Size	Shpg. Wght.	Base Spread	LAMINATE TOP ASSORTED EDGES							VENEER TOP	
				GRP 1	GRP 2	GRP 3	GRP 4	GRP 5	GRP 6	GRP 7	GRP 8	GRP 9
LT2448	24 x 48	70	2-22T	\$825	\$849	\$1019	\$1164	\$1455	\$1697	\$1988	\$2377	\$2479
LT2460	24 x 60	79	2-22T	\$913	\$942	\$1141	\$1312	\$1657	\$1942	\$2286	\$2672	\$2745
LT3060	30 x 60	90	2-26T	\$958	\$989	\$1207	\$1392	\$1761	\$2072	\$2442	\$2825	\$2883
LT3672	36 x 72	115	2-26T	\$1203	\$1240	\$1495	\$1716	\$2154	\$2521	\$2959	\$3496	\$3619

LUNA | SECTIONAL | HALF ROUND



Model Number	Table Top Size	Shpg. Wght.	Base Spread	LAMINATE TOP ASSORTED EDGES							VENEER TOP	
				GRP 1	GRP 2	GRP 3	GRP 4	GRP 5	GRP 6	GRP 7	GRP 8	GRP 9
LHR2448	24 X 48	70	2-22T	\$952	\$981	\$1195	\$1377	\$1744	\$2049	\$2415	\$2799	\$2859
LHR3060	30 X 60	90	2-22T	\$1037	\$1071	\$1315	\$1525	\$1942	\$2291	\$2709	\$3089	\$3121
LHR3672	36 X 72	115	2-22T	\$1282	\$1322	\$1606	\$1850	\$2335	\$2741	\$3226	\$3759	\$3855



SAMPLE CONFIGURATIONS

Note: FTBH option is required with STH option when ordering rectangle flip-top tables over 29" table height.

OPTIONS

Add upcharge to list price and code to model number

FLIP-T	Flip-Top for two t-legs	\$379	
ASB	Anti-Sag Bar for tables under 72"	\$85	
FOLD	Lightweight Folding Leg Mechanism per table	\$316	
STH	Special Table Height (other than 29") per base	\$159	
ULW	Ultra-lightweight table top	\$201	
CRT	Racetrack table top		add 20%

COT	Oval table top		add 20%
CBT	Boat table top		add 25%
CAS3	3" Mobile Casters (2 Casters per leg)	\$27	ea.
GD	Ganging per table	\$101	
FTBH	All t-base bar height tables with flip top	\$212	
RAD	3" Radius Corners for 3MM Edge	\$318	per table



RECTANGLE CONFERENCE TABLE

ORDER INFORMATION

- | | |
|----------------------------|-------------------------------|
| 1) Series Name | 6) Laminate Selection and No. |
| 2) Model Number | 7) Edge Style Code and Color |
| 3) Size | 8) Wood Species |
| 4) Quantity | 9) Wood Stain Color |
| 5) Powder Coat Frame Color | 10) Optional Items |

LUNA CONFERENCE SPECIFICATIONS

Conference Base

Table Height	Table height is 29" to 30" depending on table top specified.
Columns	2" diameter 14 gauge steel tubing welded to base and top plate.
Base	1.5" diameter 14 gauge steel tubing – 36" spread
Plate	12 gauge stamped steel
Glides	Adjustable zinc rubber cushion steel glides
Assembly	Top plate is welded to the vertical column and the vertical column is welded to the horizontal base plate. No tie rod assembly. Base mounts to tabletop with ¼-20 x 1" machine screws into metal inserts in top. Stretcher steel bars are used on tops 72" and longer.
Finish	Choice of standard powder coat colors – See "Color Selections" brochure

Table Tops

Table top core is CARB Phase I & Phase II Compliant. Laminate, wood veneer and phenolic backing are glued with water based adhesives.

Edge Selections

ERG offers a wide variety of table top edge materials including PVC, wood and laminate.

FINISHES

Table Bases and Legs

Finished in your choice of standard powder coat colors. Finishes listed at beginning of price list. For colors refer to "Color Selections" brochure. For actual color samples, please call Customer Service.

Laminate/Veneer Selections

ERG offers over 1000 standard laminate choices from Nevamar, Wilsonart, Formica and Pionite. Wood veneer is available in transparent stain colors - custom stain matching available.

OPTIONS

- CODE: STH - Special Table Height (any table height other than 29")
- CODE: GD - Ganging per table
- CODE: ASB - Anti-Sag Bar for tables under 72"
- CODE: CRT - Racetrack table top
- CODE: COT - Oval table top
- CODE: CBT - Boat table top
- CODE: RAD - 3" Radius Corners for 3MM Edge
- CODE: CAT - Almost Rectangle Table Top
- TABLE ACCESSORIES – Modesty Panels, Bridges, Grommets, Wire Management, Power & Communication Options, Table Dollies – See accessories online under the 'Products' tab

MODEL / DESCRIPTION / LIST PRICING

LUNA | CONFERENCE | RECTANGLE

	Model Number	Table Top Size	Shpg. Wght.	Base Spread	LAMINATE TOP ASSORTED EDGES							VENEER TOP	
					GRP 1	GRP 2	GRP 3	GRP 4	GRP 5	GRP 6	GRP 7	GRP 8	GRP 9
RECTANGLE	LC4272	42 X 72	129	2-36TT	\$1881	\$1926	\$2243	\$2515	\$3057	\$3512	\$4055	\$5189	\$5645
	LC4284	42 X 84	144	2-36TT	\$1971	\$2019	\$2358	\$2649	\$3230	\$3714	\$4295	\$5457	\$5912
	LC4296	42 X 96	160	2-36TT	\$2033	\$2084	\$2446	\$2756	\$3376	\$3891	\$4512	\$5671	\$6105
	LC4872	48 X 72	142	2-36TT	\$1934	\$1981	\$2315	\$2604	\$3178	\$3657	\$4231	\$5364	\$5802
	LC4884	48 X 84	160	2-36TT	\$2181	\$2233	\$2593	\$2902	\$3519	\$4034	\$4652	\$5993	\$6544
	LC4896	48 X 96	178	2-36TT	\$2253	\$2308	\$2693	\$3024	\$3684	\$4235	\$4895	\$6233	\$6762
	LC48108*	48 X 108	196	3-36TT	\$2424	\$2483	\$2893	\$3246	\$3949	\$4535	\$5239	\$6695	\$7277
	LC48120*	48 X 120	214	3-36TT	\$2497	\$2558	\$2994	\$3367	\$4114	\$4737	\$5483	\$6936	\$7494
	LC48144*	48 X 144	250	3-36TT	\$2992	\$3061	\$3546	\$3963	\$4796	\$5489	\$6322	\$8191	\$8975
	LC6096	60 X 96	214	2-36TT	\$2591	\$2653	\$3086	\$3457	\$4200	\$4819	\$5562	\$7135	\$7775
	LC60108*	60 X 108	237	3-36TT	\$2729	\$2795	\$3258	\$3656	\$4454	\$5115	\$5911	\$7542	\$8191
	LC60120*	60 X 120	259	3-36TT	\$2892	\$2964	\$3457	\$3883	\$4731	\$5437	\$6286	\$8003	\$8681
	LC60144*	60 X 144	304	3-36TT	\$3545	\$3625	\$4181	\$4659	\$5611	\$6408	\$7363	\$9645	\$10635

* Asterisk after model number indicates 2 piece tops with center seam for tables over 96" and longer

Note: Other sizes are available, please call ERG Customer Service.

OPTIONS

Add upcharge to list price and code to model number

GD	Ganging per table	\$101	
ASB	Anti-Sag Bar for tables under 72"	\$85	
CRT	Racetrack table top		add 20%
COT	Elipctial table top		add 20%

CBT	Boat table top		add 25%
STH	Special Table Height - any height other than 29"	\$371	
RAD	3" Radius Corners for 3MM Edge	\$212	per table
CAT	Almost Rectangle table top		add 25%



MALIBU TABLE OF CONTENTS

Malibu Banquettes.....	2
Malibu Modular.....	6
Malibu Lounge.....	25
Malibu Bench / Ottoman	30

MALIBU BANQUETTE

The Malibu banquette offers the utmost in seating style and comfort. Malibu banquettes pair perfectly with any dining space and coordinate with our Malibu modular lounge.



60" BANQUETTE
TWO FABRIC OPTION



MALIBU 60" BACK-TO-BACK BANQUETTE
WITH TWO FABRIC OPTION

ORDERING INFORMATION

- 1) Series Name
- 2) Model Number
- 3) Quantity
- 4) Fabric Grade & Number(s)
- 5) Powder Coat Color for Legs
- 6) Panel Laminate/Edge Selection
- 7) Optional Items / Colors

SPECIFICATIONS

Frame

- Multi-ply hardwood
- Tongue and groove construction nailed and glued

Seat/Foam

- No-sag springs w/ helicoil attachment
- High resiliency foam construction throughout
- All foam bonded to frame

Legs

- Fabricated steel 8.5" tall legs are sand blasted prior to paint

Note for Edge of privacy panels:

- Straight panels: available with 3MM PVC or laminate self edge. Select from any of our 3MM PVC edges in solid or wood tone, no custom colors available.
- Curved panels: will only be available with laminate self edge.
- Both straight and curved panels: when combining straight panels and curved panels, ONLY self edge is available.

COLORS / FINISHES

- Standard powder coat colors or optional polished chrome legs
- Optional wood legs available in standard wood stain colors

OPTIONS

- CODE: FR - CAL 133 (TB 133) Fire Retardant
- CODE: MB -Moisture Barrier (up to 60" overall width)
- CODE: MB60 -Moisture Barrier (over 60" overall width)
- CODE: PC - Polished Chrome Legs
- CODE: WOD - Solid Maple Wood Legs
- CODE: 2FO - Two Fabric Option
- CODE: CO - Clean Out (overall width up to 50")
- CODE: CO1 - Clean Out (overall width over 50")
- CODE: GD - Ganging Device (Necessary when ganging two or more modules together)

Note: Factory installed power/data available, see accessories online under the 'Products' tab.


SOFT SEATING	WEIGHT LIMIT
1 Seat	500 lbs.
2 Seat	1000 lbs.
3 Seat	1500 lbs.



OPTIONAL POLISHED CHROME LEGS



OPTIONAL WOOD LEGS



TWO FABRIC OPTION



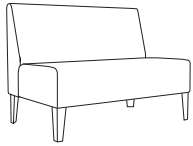
CLEAN OUT OPTION

DIMENSIONS	Straight Banquette
Seat Depth:	20"
Seat Height:	18"
Overall Depth:	27"
Overall Width:	48, 60, 72"
Overall Height:	33"
Qty./Wt.:	1 ea./150 lbs.



MALIBU 60" BANQUETTE

MODEL / DESCRIPTION / LIST PRICING



8500 48" Straight Banquette (4 legs)

COM Yardage: Total: 6.5 Yds. / Back: 4 Yds. / Seat: 2.5 Yds.

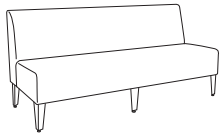
COM	GR1	GR2	GR3	GR4	GR5	GR6	GR7	GR8	GR9	GR10	LEA
\$2225	\$2380	\$2476	\$2576	\$2679	\$2785	\$2897	\$3012	\$3132	\$3258	\$3387	\$4005



8502 60" Straight Banquette (4 legs)

COM Yardage: Total: 7.5 Yds. / Back: 4.5 Yds. / Seat: 3 Yds.

COM	GR1	GR2	GR3	GR4	GR5	GR6	GR7	GR8	GR9	GR10	LEA
\$2729	\$2920	\$3036	\$3156	\$3283	\$3416	\$3551	\$3693	\$3841	\$3994	\$4155	\$4910



8504 72" Straight Banquette (6 legs)

COM Yardage: Total: 8.5 Yds. / Back: 5 Yds. / Seat: 3.5 Yds.

COM	GR1	GR2	GR3	GR4	GR5	GR6	GR7	GR8	GR9	GR10	LEA
\$3274	\$3503	\$3645	\$3789	\$3941	\$4098	\$4262	\$4433	\$4611	\$4794	\$4986	\$5893

OPTIONS

Add upcharge to list price and code to model number

FR	CAL 133 (TB 133) Fire Retardant per yard	\$95	/yd.
MB	Moisture Barrier - up to 60" width	\$133	per unit
MB60	Moisture Barrier - over 60" width	\$212	per unit
2FO	Two Fabric Option	\$104	
GD	Ganging Device	\$55	

PC	Polished Chrome Legs	\$37	per leg
WOD	Solid Maple Wood Legs	\$25	per leg
CO	Clean Out (overall width up to 50")	\$265	
CO1	Clean Out (overall width over 50")	\$408	

DIMENSIONS	Back-To-Back Banquette
Seat Depth:	20"
Seat Height:	18"
Overall Depth:	54"
Overall Width:	48, 60, 72"
Overall Height:	33"
Qty./Wt.:	1 ea./250 lbs.



MALIBU 72" BACK-TO-BACK BANQUETTE

MODEL / DESCRIPTION / LIST PRICING



8500-B 48" Back-To-Back Banquette (6 legs)

COM Yardage: Total: 11 Yds. / Back: 6 Yds. / Seat: 5 Yds.

COM	GR1	GR2	GR3	GR4	GR5	GR6	GR7	GR8	GR9	GR10	LEA
\$4227	\$4523	\$4704	\$4892	\$5088	\$5292	\$5503	\$5724	\$5952	\$6191	\$6438	\$7609



8502-B 60" Back-To-Back Banquette (6 legs)

COM Yardage: Total: 13 Yds. / Back: 7 Yds. / Seat: 6 Yds.

COM	GR1	GR2	GR3	GR4	GR5	GR6	GR7	GR8	GR9	GR10	LEA
\$5185	\$5548	\$5770	\$6001	\$6240	\$6490	\$6749	\$7020	\$7301	\$7593	\$7896	\$9332



8504-B 72" Back-To-Back Banquette (8 legs)

COM Yardage: Total: 15 Yds. / Back: 8 Yds. / Seat: 7 Yds.

COM	GR1	GR2	GR3	GR4	GR5	GR6	GR7	GR8	GR9	GR10	LEA
\$6220	\$6656	\$6922	\$7199	\$7487	\$7786	\$8098	\$8421	\$8758	\$9109	\$9473	\$11196

Note: To order back-to-back banquettes with privacy panel, add the pricing of the panel to the back-to-back unit pricing. The overall depth of back-to-back units with panel is 55".



OPTIONS

Add upcharge to list price and code to model number

FR	CAL 133 (TB 133) Fire Retardant per yard	\$95	/yd.
MB	Moisture Barrier - up to 60" width	\$133	per unit
MB60	Moisture Barrier - over 60" width	\$212	per unit
2FO	Two Fabric Option	\$104	
GD	Ganging Device	\$55	

PC	Polished Chrome Legs	\$37	per leg
WOD	Solid Maple Wood Legs	\$25	per leg
CO	Clean Out (overall width up to 50")	\$265	
CO1	Clean Out (overall width over 50")	\$408	

PRIVACY PANELS ONLY

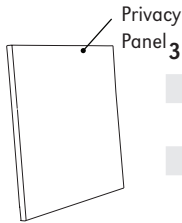
DIMENSIONS	48" Wide Privacy Panel	60" Wide Privacy Panel	72" Wide Privacy Panel
Panel Depth:	1"	1"	1"
Panel Width:	48"	60"	72"
Panel Height:	48"	48"	48"



1/2" THICK ACRYLIC
PRIVACY PANELS AVAILABLE

MALIBU BACK TO BACK BANQUETTE
WITH PRIVACY PANEL

MODEL / DESCRIPTION / LIST PRICING



360P 48" Wide Privacy Panel COM Yardage: Total: 3 Yds. (Please allow extra fabric for repeat design.)

COM	GR1	GR2	GR3	GR4	GR5	GR6	GR7	GR8	GR9	GR10	LEA
\$995	\$1066	\$1108	\$1153	\$1198	\$1246	\$1296	\$1347	\$1401	\$1458	\$1515	\$1791
LAMINATE			VENEER			ACRYLIC					
\$975			\$1918			CALL					

362P 60" Wide Privacy Panel COM Yardage: Total: 4 Yds. (Please allow extra fabric for repeat design.)

COM	GR1	GR2	GR3	GR4	GR5	GR6	GR7	GR8	GR9	GR10	LEA
\$1313	\$1406	\$1461	\$1520	\$1580	\$1643	\$1708	\$1778	\$1848	\$1923	\$1999	\$2364
LAMINATE			VENEER			ACRYLIC					
\$1275			\$2468			CALL					

365P 72" Wide Privacy Panel COM Yardage: Total: 5 Yds. (Please allow extra fabric for repeat design.)

COM	GR1	GR2	GR3	GR4	GR5	GR6	GR7	GR8	GR9	GR10	LEA
\$1608	\$1720	\$1789	\$1861	\$1935	\$2012	\$2093	\$2177	\$2264	\$2354	\$2447	\$2894
LAMINATE			VENEER			ACRYLIC					
\$1551			\$2897			CALL					

Note for Edge of privacy panels:

- Straight panels: available with 3MM PVC or laminate self edge.
Select from any of our 3MM PVC edges in solid or wood tone, no custom colors available.
- Curved panels: will only able available with laminate self edge.
- Both straight and curved panels: when combining straight panels and curved panels, ONLY self edge is available.

MALIBU MODULAR COLLECTION

The Malibu modular lounge series - where design meets comfort. Featuring a modern look for higher education or any public spaces that require long duration seating comfort with greater width and depth.



MALIBU SINGLE SEAT LOUNGE



CORNER UNIT LOUNGE



MALIBU 60° CURVE



MALIBU 30° CURVE

ORDERING INFORMATION

- | | |
|----------------------------|----------------------------------|
| 1) Series Name | 5) Powder Coat Color for legs |
| 2) Model Number | 6) Panel Laminate/Edge Selection |
| 3) Quantity | 7) Optional Items |
| 4) Fabric Grade and Number | |

MALIBU MODULAR LOUNGE SPECIFICATIONS

Frame

Frame assembly is constructed of multi-ply hardwood, with tongue and groove construction. Seat foam is bonded to all sides of hardwood frame. Seat cushions are 4" graded, high resiliency (H.R.) block foam with seat back 3" H.R. foam, covered entirely with special bonded polyester fiber to protect final upholstery. No sag-springs are installed in seat & back along with interlocking helicoil springs to prevent sagging and provide additional lower back and seat support.

Upholstery

Malibu modular lounge is fully upholstered in your choice of fabric, vinyl, crypton, leather or Customers Own Material. ERG uses only water based glues and adhesives in all our upholstery process.

Legs

Tapered-triangular legs are formed and welded steel 8.5" tall. Legs are sandblasted prior to final powder coating in your choice of standard powder coat colors. Legs have a factory installed steel glide.

TABLET SHAPES

Three Tablet Shapes::

Choose from the three shapes shown below and specify; A, B or C and left or right (outside tablet) when ordering.

Example: TABF-(A) Left - this would be a fixed shape A tablet on the left side (when seated).

Laminate Top:

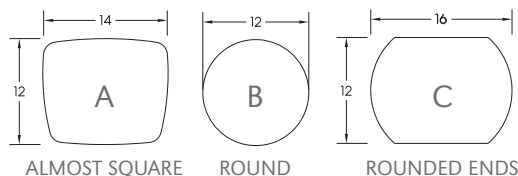
Tablet orders of 5 or less have 4 standard laminate colors:

- Wilsonart Black 1595-60
- Wilsonart Montana Walnut 7110K-78
- Formica Brite White 459-58
- Nevamar Silver Alu Metalx MXT003

Solid Surface Top:

Tablet orders of 5 or less have 4 standard Corian colors:

- Bone
- Bronzite
- Glacier White
- Silver Grey



ALMOST SQUARE ROUND ROUNDED ENDS

COLORS / FINISHES

Legs

Standard powder coat colors or optional polished chrome available.

OPTIONS

- CODE: FR - CAL 133 (TB 133) Fire Retardant
- CODE: MB - Moisture Barrier (up to 60" overall width)
- CODE: MB60 - Moisture Barrier (over 60" overall width)
- CODE: PC - Polished Chrome Legs
- CODE: 2FO - Two Fabric Option. When seat and base are upholstered in 2 different fabrics of your choice
- CODE: GD - Ganging Brackets (Necessary when ganging two or more modules together)
- CODE: CO - Clean Out (overall width up to 50")
- CODE: CO1 - Clean Out (overall width over 50")
- CODE: TABF-(_) - Fixed Laminate Tablet - outside of modular unit (round post, specify tablet shape A, B or C)
- CODE: TABFB-(_) - Fixed Laminate Tablet - between two modular units (blade post, specify tablet shape A, B or C)
- CODE: TABR1-(_) - Removable Swivel Tablet (laminar shape A, B or C specify left or right arm) *not available on Slope or Quad Arm
- CODE: TABR2-(_) - Removable Swivel Tablet (laminar shape A, B or C with opening for tablet on both arms) *not available on Slope or Quad Arm
- CODE: SST - Solid Surface Tablet Arm
- CODE: LAM5 - Non-standard laminate for 5 or less tablets see options for upcharge
- CODE: SS5 - Non-standard Solid Surface top for 5 or less tablets
- CODE: WOD - Wood Legs



UPHOLSTERED ARMS



TWO FABRICS



BLADE TABLET




POWER/DATA

MALIBU MODULAR CONFIGURATIONS ARE ENDLESS!

Customized to your own space.

Unlimited Choices

- Lounges
- Lounge Arms (straight, slope, quad)
- Straight Modules
- Inside Curve Modules
- Outside Curve Modules
- Corner Modules
(2 choices - curve or straight)
- Online Benches
- Online Benches w/ table
- Inside Curve Backless Modules
- Outside Curve Backless Modules
- Free Standing Benches
- Free Standing Benches w/ tables
- Upholstered Ottoman - Round
- Upholstered Ottoman - Square
- Occasional Tables
- Arm Choices
- Straight Privacy Panel Choices
(Inside & Outside Curve Privacy Panels)
- Custom Height Bar Shelving



TABLET SHAPES

Three Tablet Shapes::

Choose from the three shapes shown and specify; A, B or C and left or right (outside tablet) when ordering.

Example: TABF-(A) Left - this would be a fixed shape A tablet on the left side (when seated).

Laminate Top:

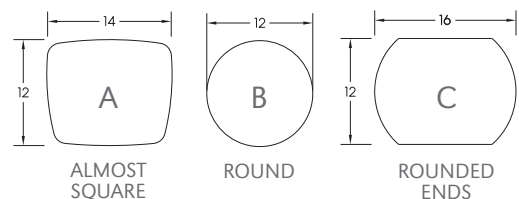
Tablet orders of 5 or less have 4 standard laminate colors:

- Wilsonart Black 1595-60
- Wilsonart Montana Walnut 7110K-78
- Formica Brite White 459-58
- Nevamar Silver Alu Metalx MXT003

Solid Surface Top:

Tablet orders of 5 or less have 4 standard Corian colors:

- Bone
- Bronzite
- Glacier White
- Silver Grey



DIMENSIONS	22" Straight	30" Straight	44" Straight	66" Straight
Seat Depth:	20"	20"	20"	20"
Seat Height:	18"	18"	18"	18"
Overall Depth:	27"	27"	27"	27"
Overall Width:	22"	30"	44"	66"
Overall Height:	33"	33"	33"	33"
Qty./Wt.:	1 ea./57 lbs.	1 ea./112 lbs.	1 ea./145 lbs.	1 ea./155 lbs.



TWO 3912 UNITS AND
OPTIONAL BLADE TABLET

MODEL / DESCRIPTION / LIST PRICING



3912 22" Straight Module

COM Yardage: Total: 3.5 Yds. / Back: 2 Yds. / Seat: 1.5 Yds.


COM	GR1	GR2	GR3	GR4	GR5	GR6	GR7	GR8	GR9	GR10	LEA
\$1275	\$1364	\$1453	\$1556	\$1644	\$1747	\$1849	\$1953	\$2055	\$2157	\$2260	\$2406



3913 30" Straight Module

COM Yardage: Total: 4.5 Yds. / Back: 2 Yds. / Seat: 2.5 Yds.


COM	GR1	GR2	GR3	GR4	GR5	GR6	GR7	GR8	GR9	GR10	LEA
\$1474	\$1581	\$1696	\$1823	\$1936	\$2063	\$2190	\$2317	\$2444	\$2571	\$2724	\$2870



3914 44" Straight Module

COM Yardage: Total: 7 Yds. / Back: 4 Yds. / Seat: 3 Yds.

COM	GR1	GR2	GR3	GR4	GR5	GR6	GR7	GR8	GR9	GR10	LEA
\$2039	\$2189	\$2339	\$2490	\$2640	\$2789	\$2939	\$3089	\$3238	\$3387	\$3537	\$3680



3915 66" Straight Module

COM Yardage: Total: 8.5 Yds. / Back: 5 Yds. / Seat: 3.5 Yds.

COM	GR1	GR2	GR3	GR4	GR5	GR6	GR7	GR8	GR9	GR10	LEA
\$3002	\$3190	\$3377	\$3564	\$3751	\$3939	\$4124	\$4312	\$4499	\$4687	\$4873	\$5053

OPTIONS

Add upcharge to list price and code to model number


FR	CAL 133 (TB 133) Fire Retardant per yard	\$95	/yd.	CO	Clean Out (overall width up to 50")	\$265	
MB	Moisture Barrier - up to 60" overall width	\$133		CO1	Clean Out (overall width over 50")	\$408	
MB60	Moisture Barrier - over 60" overall width	\$212		TABF-(_)	Fixed Tablet (outside, specify (L/R), shape A, B or C)	\$392	
PC	Polished Chrome Legs - per leg	\$37		TABFB-(_)	Fixed Tablet (blade, specify (L/R), shape A, B or C)	\$392	
2FO	Two Fabric Option	\$104		LAM5	Non-standard laminate (5 tablets or less)	\$265	ea. tablet
GD	Ganging Device	\$55		SST	Solid Surface Tablet Arm - add to tablet option	\$133	
WOD	Wood Legs	\$25	ea.	SS5	Non-standard Solid Surface (5 tablets or less)	Call For Quote	

DIMENSIONS	30° Curve Inside	45° Curve Inside	60° Curve Inside
Seat Depth:	20"	20"	20"
Seat Height:	18"	18"	18"
Overall Depth:	29"	31"	32"
Overall Width:	35"	52"	67"
Overall Height:	33"	33"	33"
Qty./Wt.:	1 ea./112 lbs.	1 ea./145 lbs.	1 ea./180 lbs.



INSIDE 45° CURVE UNIT

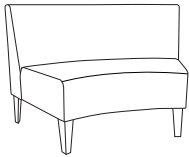
MODEL / DESCRIPTION / LIST PRICING



3917 Inside 30° Curve Module

COM Yardage: Total: 4.5 Yds. / Back: 2.5 Yds. / Seat: 2 Yds.


COM	GR1	GR2	GR3	GR4	GR5	GR6	GR7	GR8	GR9	GR10	LEA
\$1377	\$1466	\$1555	\$1657	\$1746	\$1849	\$1951	\$2053	\$2155	\$2256	\$2358	\$2504



3918 Inside 45° Curve Module

COM Yardage: Total: 7 Yds. / Back: 4 Yds. / Seat: 3 Yds.

COM	GR1	GR2	GR3	GR4	GR5	GR6	GR7	GR8	GR9	GR10	LEA
\$1969	\$2094	\$2218	\$2355	\$2480	\$2619	\$2756	\$2894	\$3030	\$3169	\$3305	\$3449



3919 Inside 60° Curve Module (5 legs)

COM Yardage: Total: 8 Yds. / Back: 4.5 Yds. / Seat: 3.5 Yds.

COM	GR1	GR2	GR3	GR4	GR5	GR6	GR7	GR8	GR9	GR10	LEA
\$2525	\$2648	\$2773	\$2909	\$3031	\$3169	\$3305	\$3442	\$3577	\$3715	\$3850	\$3993

OPTIONS

Add upcharge to list price and code to model number

FR	CAL 133 (TB 133) Fire Retardant per yard	\$95	/yd.	CO	Clean Out (overall width up to 50")	\$265	
MB	Moisture Barrier - up to 60" overall width	\$133		CO1	Clean Out (overall width over 50")	\$408	
MB60	Moisture Barrier - over 60" overall width	\$212		TABF(-)	Fixed Tablet (outside, specify (L/R), shape A, B or C)	\$392	
PC	Polished Chrome Legs - per leg	\$37		TABFB(-)	Fixed Tablet (blade, specify (L/R), shape A, B or C)	\$392	
2FO	Two Fabric Option	\$104		LAM5	Non-standard laminate (5 tablets or less)	\$265	ea. tablet
GD	Ganging Device	\$55		SST	Solid Surface Tablet Arm - add to tablet option	\$133	
WOD	Wood Legs	\$25	ea.	SS5	Non-standard Solid Surface (5 tablets or less)	Call For Quote	

DIMENSIONS	20° Curve Outside	30° Curve Outside	45° Curve Outside	60° Curve Outside
Seat Depth:	20"	20"	20"	20"
Seat Height:	18"	18"	18"	18"
Overall Depth:	27"	29"	31"	32"
Overall Width:	23"	35"	52"	67"
Overall Height:	33"	33"	33"	33"
Qty./Wt.:	1 ea./62 lbs.	1 ea./78 lbs.	1 ea./98 lbs.	1 ea./140 lbs.



OUTSIDE 45° CURVE UNIT

MODEL / DESCRIPTION / LIST PRICING



3920 Outside 20° Curve Module

COM Yardage: Total: 4.25 Yds. / Back: 2 Yds. / Seat: 2.25 Yds.

COM	GR1	GR2	GR3	GR4	GR5	GR6	GR7	GR8	GR9	GR10	LEA
\$1433	\$1535	\$1624	\$1726	\$1814	\$1916	\$2018	\$2120	\$2221	\$2323	\$2424	\$2570



3921 Outside 30° Curve Module

COM Yardage: Total: 4.75 Yds. / Back: 2.25 Yds. / Seat: 2.5 Yds.

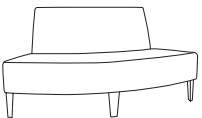
COM	GR1	GR2	GR3	GR4	GR5	GR6	GR7	GR8	GR9	GR10	LEA
\$1525	\$1626	\$1716	\$1817	\$1905	\$2006	\$2107	\$2209	\$2310	\$2412	\$2513	\$2659



3922 Outside 45° Curve Module

COM Yardage: Total: 5.25 Yds. / Back: 2.5 Yds. / Seat: 2.75 Yds.

COM	GR1	GR2	GR3	GR4	GR5	GR6	GR7	GR8	GR9	GR10	LEA
\$2186	\$2311	\$2436	\$2571	\$2696	\$2834	\$2970	\$3107	\$3245	\$3382	\$3519	\$3661



3923 Outside 60° Curve Module (5 legs)

COM Yardage: Total: 7.5 Yds. / Back: 3 Yds. / Seat: 4.5 Yds.

COM	GR1	GR2	GR3	GR4	GR5	GR6	GR7	GR8	GR9	GR10	LEA
\$2585	\$2723	\$2847	\$2981	\$3106	\$3242	\$3379	\$3514	\$3651	\$3788	\$3924	\$4067

OPTIONS

Add upcharge to list price and code to model number

FR	CAL 133 (TB 133) Fire Retardant per yard	\$95	/yd.	CO	Clean Out (overall width up to 50")	\$265	
MB	Moisture Barrier - up to 60" overall width	\$133		CO1	Clean Out (overall width over 50")	\$408	
MB60	Moisture Barrier - over 60" overall width	\$212		TABF(-)	Fixed Tablet (outside, specify (L/R), shape A, B or C)	\$392	
PC	Polished Chrome Legs - per leg	\$37		TABFB(-)	Fixed Tablet (blade, specify (L/R), shape A, B or C)	\$392	
2FO	Two Fabric Option	\$104		LAM5	Non-standard laminate (5 tablets or less)	\$265	ea. tablet
GD	Ganging Device	\$55		SST	Solid Surface Tablet Arm - add to tablet option	\$133	
WOD	Wood Legs	\$25	ea.	SS5	Non-standard Solid Surface (5 tablets or less)	Call For Quote	

DIMENSIONS	Curve Corner Module	Straight Corner Module
Seat Depth:	20"	20"
Seat Height:	18"	18"
Overall Depth:	27"	27"
Overall Width:	28"	28"
Overall Height:	33"	33"
Qty./Wt.:	1 ea./98 lbs.	1 ea./98 lbs.



CORNER UNIT - CURVE BACK



CORNER UNIT - SQUARE BACK

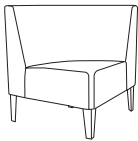
MODEL / DESCRIPTION / LIST PRICING



3924 Corner Module - Square Back (4 legs)

COM Yardage: Total: 6 Yds. / Back: 4.5 Yds. / Seat: 1.5 Yds.

COM	GR1	GR2	GR3	GR4	GR5	GR6	GR7	GR8	GR9	GR10	LEA
\$2083	\$2220	\$2344	\$2481	\$2605	\$2742	\$2878	\$3015	\$3152	\$3289	\$3425	\$3570




3925 Corner Module - Curve Back (4 legs)

COM Yardage: Total: 6 Yds. / Back: 4.5 Yds. / Seat: 1.5 Yds.

COM	GR1	GR2	GR3	GR4	GR5	GR6	GR7	GR8	GR9	GR10	LEA
\$1957	\$2096	\$2221	\$2357	\$2482	\$2621	\$2758	\$2897	\$3033	\$3171	\$3309	\$3453

Please specify placement of electrical box for upholstered units or occasional tables



OPTIONS

Add upcharge to list price and code to model number

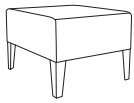
FR	CAL 133 (TB 133) Fire Retardant per yard	\$95	/yd.	CO	Clean Out (overall width up to 50")	\$265	
MB	Moisture Barrier - up to 60" overall width	\$133		TABF(-)	Fixed Tablet (outside, specify (L/R), shape A, B or C)	\$392	
PC	Polished Chrome Legs - per leg	\$37		TABFB(-)	Fixed Tablet (blade, specify (L/R), shape A, B or C)	\$392	
2FO	Two Fabric Option	\$104		LAM5	Non-standard laminate (5 tablets or less)	\$265	ea. tablet
GD	Ganging Device	\$55		SST	Solid Surface Tablet Arm - add to tablet option	\$133	
WOD	Wood Legs	\$25	ea.	SS5	Non-standard Solid Surface (5 tablets or less)		Call For Quote

DIMENSIONS	Ottoman	Bariatric Backless	Two Seat Backless	Three Seat Backless
Overall Depth:	27"	27"	27"	27"
Overall Width:	22"	30"	44"	66"
Seat Height:	18"	18"	18"	18"
Qty./Wt.:	1 ea./44 lbs.	1 ea./65 lbs.	1 ea./89 lbs.	1 ea./115 lbs.



ONLINE TWO SEAT STRAIGHT BACKLESS UNIT

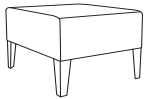
MODEL / DESCRIPTION / LIST PRICING



3926 Single Seat 22" Backless Module

COM Yardage: Total: 2.25 Yds. / Sides: 1.25 Yds. / Top: 1 Yds.

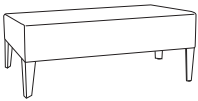
COM	GR1	GR2	GR3	GR4	GR5	GR6	GR7	GR8	GR9	GR10	LEA
\$1149	\$1298	\$1447	\$1595	\$1743	\$1892	\$2040	\$2189	\$2337	\$2485	\$2634	\$2777



3927 Bariatric Backless 30" Module

COM Yardage: Total: 2.75 Yds. / Sides: 1.5 Yds. / Top: 1.25 Yds.

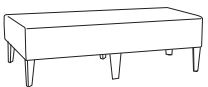
COM	GR1	GR2	GR3	GR4	GR5	GR6	GR7	GR8	GR9	GR10	LEA
\$1426	\$1575	\$1724	\$1872	\$2020	\$2169	\$2317	\$2466	\$2616	\$2763	\$2912	\$3053



3928 Two Seat Backless 44" Module

COM Yardage: Total: 3.25 Yds. / Sides: 1.75 Yds. / Top: 1.5 Yds.

COM	GR1	GR2	GR3	GR4	GR5	GR6	GR7	GR8	GR9	GR10	LEA
\$2044	\$2192	\$2342	\$2490	\$2638	\$2787	\$2936	\$3083	\$3232	\$3381	\$3530	\$3671



3929 Three Seat Backless 66" Module

COM Yardage: Total: 4.5 Yds. / Sides: 2.5 Yds. / Top: 2 Yds.

COM	GR1	GR2	GR3	GR4	GR5	GR6	GR7	GR8	GR9	GR10	LEA
\$2351	\$2500	\$2647	\$2796	\$2945	\$3093	\$3242	\$3390	\$3539	\$3688	\$3837	\$3978

OPTIONS

Add upcharge to list price and code to model number

FR	CAL 133 (TB 133) Fire Retardant per yard	\$95	/yd.	TABF(-)	Fixed Tablet (outside, specify (L/R), shape A, B or C)	\$392	
MB	Moisture Barrier - up to 60" overall width	\$133		TABFB(-)	Fixed Tablet (blade, specify (L/R), shape A, B or C)	\$392	
MB60	Moisture Barrier - over 60" overall width	\$212		LAM5	Non-standard laminate (5 tablets or less)	\$265	ea. tablet
PC	Polished Chrome Legs - per leg	\$37		SST	Solid Surface Tablet Arm - add to tablet option	\$133	
2FO	Two Fabric Option	\$104		WOD	Wood Legs	\$25	ea.
GD	Ganging Device	\$55		SS5	Non-standard Solid Surface (5 tablets or less)	Call For Quote	

DIMENSIONS	Two Unit / Side Table L/R	Three Unit / Online Table
Overall Depth:	27"	27"
Overall Width:	43"	66"
Seat Height:	18"	18"
Table Height:	16"	16"
Qty./Wt.:	1 ea./44 lbs.	1 ea./115 lbs.

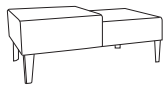


ONLINE THREE SEAT BENCH / CENTER TABLE

L - LAMINATE
W - WOOD VENEER

Please specify placement of electrical box for upholstered units or occasional tables

MODEL / DESCRIPTION / LIST PRICING

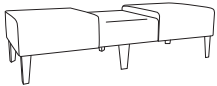


3930L-L/R Two Unit - Side Table - Left/Right (Laminate) COM Yardage: 2.5 Yds. / Top: 1 Yds. / Sides: 1.5 Yds.

COM	GR1	GR2	GR3	GR4	GR5	GR6	GR7	GR8	GR9	GR10	LEA
\$2085	\$2232	\$2322	\$2414	\$2510	\$2609	\$2716	\$2823	\$2938	\$3054	\$3176	\$3755

3930W-L/R Two Unit - Side Table - Left/Right (Veneer) COM Yardage: 2.5 Yds.

COM	GR1	GR2	GR3	GR4	GR5	GR6	GR7	GR8	GR9	GR10	LEA
\$2255	\$2414	\$2511	\$2610	\$2716	\$2825	\$2938	\$3056	\$3177	\$3304	\$3436	\$4060



3931L Three Unit Module - Center Online Table - Laminate (6 legs) COM Yardage: 4.5 Yds. / Tops: 1.5 Yds. / Sides: 3 Yds.

COM	GR1	GR2	GR3	GR4	GR5	GR6	GR7	GR8	GR9	GR10	LEA
\$2349	\$2514	\$2615	\$2718	\$2827	\$2940	\$3058	\$3179	\$3306	\$3439	\$3575	\$4227

3931W Three Unit Module - Center Online Table - Veneer (6 legs) COM Yardage: 4.5 Yds.

COM	GR1	GR2	GR3	GR4	GR5	GR6	GR7	GR8	GR9	GR10	LEA
\$2465	\$2637	\$2744	\$2852	\$2965	\$3086	\$3209	\$3337	\$3469	\$3610	\$3754	\$4436



3932L-L/R Three Unit Module - Side Table - Left/Right - Laminate (6 legs) COM Yardage: 4.5 Yds. / Tops: 1.5 Yds. / Sides: 3 Yds.

COM	GR1	GR2	GR3	GR4	GR5	GR6	GR7	GR8	GR9	GR10	LEA
\$2349	\$2514	\$2615	\$2718	\$2827	\$2940	\$3058	\$3179	\$3306	\$3439	\$3575	\$4227

3932W-L/R Three Unit Module - Side Table - Left/Right - Veneer (6 legs) COM Yardage: 4.5 Yds.

COM	GR1	GR2	GR3	GR4	GR5	GR6	GR7	GR8	GR9	GR10	LEA
\$2465	\$2637	\$2744	\$2852	\$2965	\$3086	\$3209	\$3337	\$3469	\$3610	\$3754	\$4436

CORIAN TOPS - PLEASE CALL FOR A QUOTE

OPTIONS

Add upcharge to list price and code to model number

FR	CAL 133 (TB 133) Fire Retardant per yard	\$95	/yd.	TABF(-)	Fixed Tablet (outside, specify (L/R), shape A, B or C)	\$392	
MB	Moisture Barrier - up to 60" overall width	\$133		TABFB(-)	Fixed Tablet (blade, specify (L/R), shape A, B or C)	\$392	
MB60	Moisture Barrier - over 60" overall width	\$212		LAM5	Non-standard laminate (5 tablets or less)	\$265	ea. tablet
PC	Polished Chrome Legs - per leg	\$37		SST	Solid Surface Tablet Arm - add to tablet option	\$133	
2FO	Two Fabric Option	\$104		WOD	Wood Legs	\$25	ea.
GD	Ganging Device	\$55		SS5	Non-standard Solid Surface (5 tablets or less)	Call For Quote	

DIMENSIONS	20° Curve Backless	30° Curve Backless	45° Curve Backless	60° Curve Backless
Seat Depth:	27"	27"	27"	27"
Overall Depth:	28"	29"	31"	32"
Overall Width:	32"	35"	52"	67"
Seat Height:	18"	18"	18"	18"
Qty./Wt.:	1 ea./44 lbs.	1 ea./65 lbs.	1 ea./85 lbs.	1 ea./110 lbs.



60° BACKLESS CURVE MODULE (5 LEGS)

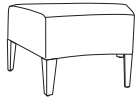
MODEL / DESCRIPTION / LIST PRICING



3933 20° Curve Backless Module

COM Yardage: Total: 2.5 Yds. / Sides: 1.5 Yds. / Top: 1 Yds.

COM	GR1	GR2	GR3	GR4	GR5	GR6	GR7	GR8	GR9	GR10	LEA
\$1177	\$1262	\$1349	\$1449	\$1535	\$1635	\$1733	\$1832	\$1931	\$2031	\$2128	\$2272



3934 30° Curve Backless Module

COM Yardage: Total: 3 Yds. / Sides: 1.75 Yds. / Top: 1.25 Yds.

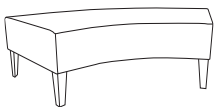
COM	GR1	GR2	GR3	GR4	GR5	GR6	GR7	GR8	GR9	GR10	LEA
\$1260	\$1346	\$1433	\$1533	\$1618	\$1718	\$1817	\$1916	\$2014	\$2114	\$2212	\$2355



3935 45° Curve Backless Module

COM Yardage: Total: 3.75 Yds. / Sides: 2 Yds. / Top: 1.75 Yds.

COM	GR1	GR2	GR3	GR4	GR5	GR6	GR7	GR8	GR9	GR10	LEA
\$1737	\$1857	\$1932	\$2010	\$2088	\$2174	\$2261	\$2351	\$2444	\$2543	\$2644	\$3126



3936 60° Curve Backless Module (5 legs)

COM Yardage: Total: 4.5 Yds. / Sides: 2.25 Yds. / Top: 2.25 Yds.

COM	GR1	GR2	GR3	GR4	GR5	GR6	GR7	GR8	GR9	GR10	LEA
\$2114	\$2262	\$2352	\$2445	\$2544	\$2646	\$2751	\$2862	\$2977	\$3095	\$3219	\$3805

OPTIONS

Add upcharge to list price and code to model number

FR	CAL 133 (TB 133) Fire Retardant per yard	\$95	/yd.	TABF(-)	Fixed Tablet (outside, specify (L/R), shape A, B or C)	\$392	
MB	Moisture Barrier - up to 60" overall width	\$133		TABFB(-)	Fixed Tablet (blade, specify (L/R), shape A, B or C)	\$392	
MB60	Moisture Barrier - over 60" overall width	\$212		LAM5	Non-standard laminate (5 tablets or less)	\$265	ea. tablet
PC	Polished Chrome Legs - per leg	\$37		SST	Solid Surface Tablet Arm - add to tablet option	\$133	
2FO	Two Fabric Option	\$104		WOD	Wood Legs	\$25	ea.
GD	Ganging Device	\$55		SS5	Non-standard Solid Surface (5 tablets or less)	Call For Quote	

DIMENSIONS	Left - Right Straight Arm	Left - Right Slope Arm	Left - Right Quad Arm
Overall Depth:	27"	27"	27"
Overall Width:	3"	2"	3"
Overall Height:	25"	24"	25"
Qty./Wt.:	1 ea./25 lbs.	1 ea./25 lbs.	1 ea./25 lbs.



STRAIGHT ARM

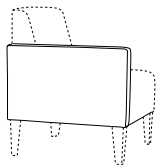


SLOPE ARM



QUAD ARM

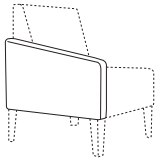
MODEL / DESCRIPTION / LIST PRICING



3967L/R Left or Right Outside Straight Arm

COM Yardage: 1.5 Yds.

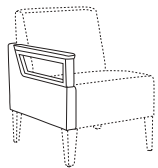
COM	GR1	GR2	GR3	GR4	GR5	GR6	GR7	GR8	GR9	GR10	LEA
\$270	\$290	\$301	\$314	\$326	\$339	\$352	\$366	\$380	\$396	\$413	\$486



3968L/R Slope Arm

COM Yardage: 1.5 Yds.

COM	GR1	GR2	GR3	GR4	GR5	GR6	GR7	GR8	GR9	GR10	LEA
\$317	\$340	\$353	\$368	\$382	\$397	\$415	\$429	\$446	\$466	\$484	\$572



3969L/R Left or Right Metal Quad Arm

COM Yardage: 1.5 Yds.

COM	GR1	GR2	GR3	GR4	GR5	GR6	GR7	GR8	GR9	GR10	LEA
\$391	\$418	\$435	\$450	\$469	\$488	\$508	\$527	\$549	\$572	\$594	\$701

*Poly Arm Caps are standard on Quad Arms - Please deduct \$30 list per arm for no arm caps on quad arms.

TABLET SHAPES

Three Tablet Shapes::

Choose from the three shapes shown and specify; A, B or C and left or right (outside tablet) when ordering.

Example: TABF-(A) Left - this would be a fixed shape A tablet on the left side (when seated).

Laminate Top:

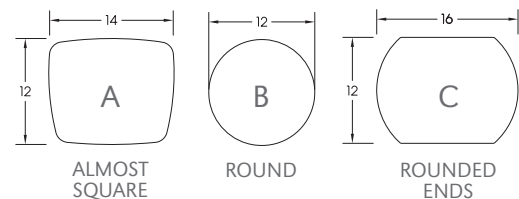
Tablet orders of 5 or less have 4 standard laminate colors:

- Wilsonart Black 1595-60
- Wilsonart Montana Walnut 7110K-78
- Formica Brite White 459-58
- Nevamar Silver Alu Metalx MXT003

Solid Surface Top:

Tablet orders of 5 or less have 4 standard Corian colors:

- Bone
- Bronzite
- Glacier White
- Silver Grey



ALMOST SQUARE

ROUND

ROUNDED ENDS

Note: Tablets not available on Slope or Quad Arm.

OPTIONS

Add upcharge to list price and code to model number

FR	CAL 133 (TB 133) Fire Retardant per yard	\$95	/yd.
TAB-()	Swivel Tablet (specify A, B or C, left or right arm)	\$419	
TABR1-()	Removable Tablet (specify A, B or C, left or right arm)	\$498	
TABR2-()	Removable Tablet (specify A, B or C both arm openings)	\$604	
LAM5	Non-standard laminate (5 tablets or less)	\$265	ea. tablet

SST	Solid Surface Tablet Arm - add to tablet option	\$133	
WAC	Single Wood Arm Cap	\$94	
PAC	Single Poly Arm Cap - Standard Black/Charcoal	\$73	
SS5	Non-standard Solid Surface (5 tablets or less)	Call For Quote	

*Poly Arm Caps are standard on Quad Arms

DIMENSIONS	Center Arm	Slope Center Arm	Quad Center Arm
Overall Depth:	19"	19"	19"
Overall Width:	2"	2"	2"
Overall Height:	25"	25"	25"
Qty./Wt.:	1 ea./25 lbs.	1 ea./25 lbs.	1 ea./25 lbs.

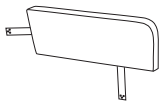


SLOPE CENTER ARM



METAL RECTANGLE TUBING

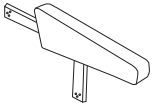
MODEL / DESCRIPTION / LIST PRICING



3970C Center Arm (No Poly Arm Cap)

COM Yardage: 1 Yds.

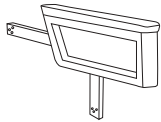
COM	GR1	GR2	GR3	GR4	GR5	GR6	GR7	GR8	GR9	GR10	LEA
\$270	\$290	\$301	\$314	\$326	\$339	\$352	\$366	\$380	\$396	\$413	\$486



3971C Slope Center Arm (No Poly Arm Cap)

COM Yardage: .75 Yds.

COM	GR1	GR2	GR3	GR4	GR5	GR6	GR7	GR8	GR9	GR10	LEA
\$305	\$326	\$340	\$353	\$366	\$381	\$396	\$413	\$429	\$445	\$465	\$548



3972C Metal Quad Center Arm

COM
\$356

*Poly Arm Caps are standard on Quad Arms

Please deduct \$30 list per arm for no arm caps on quad arms.

Note: Quad arm metal frame available in powder coat color only.

OPTIONS

Add upcharge to list price and code to model number

FR	CAL 133 (TB 133) Fire Retardant per yard	\$95	/yd.	WAC	Single Wood Arm Cap	\$94	
----	--	------	------	-----	---------------------	------	--

*Poly Arm Caps are standard on Quad Arms

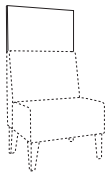
DIMENSIONS	Straight Panel	Straight Panel	Straight Panel	Straight Panel
Panel Depth:	1"	1"	1"	1"
Overall Width:	22"	30"	44"	66"
Overall Height:	48"	48"	48"	48"
Qty./Approx Wt.:	1 ea./100 lbs.	1 ea./110 lbs.	1 ea./120 lbs.	1 ea./135 lbs.

• BAR HEIGHT SHELF AVAILABLE AT 42" ON STRAIGHT PANEL ONLY.
PLEASE SPECIFY WHEN ORDERING

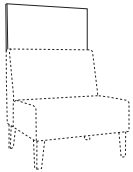


STRAIGHT PRIVACY PANEL

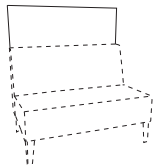
MODEL / DESCRIPTION / LIST PRICING



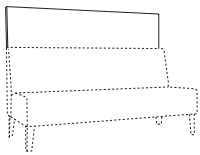
3973/22U		Straight Panel - Upholstered										COM Yardage - Panel: 2 Yds.	
COM	GR1	GR2	GR3	GR4	GR5	GR6	GR7	GR8	GR9	GR10	LEA		
\$654	\$700	\$729	\$758	\$789	\$819	\$853	\$886	\$921	\$958	\$996	\$1179		



3973/30U		Straight Panel - Upholstered										COM Yardage - Panel: 2.5 Yds.	
COM	GR1	GR2	GR3	GR4	GR5	GR6	GR7	GR8	GR9	GR10	LEA		
\$811	\$867	\$902	\$937	\$977	\$1014	\$1055	\$1097	\$1141	\$1185	\$1234	\$1458		



3974/44U		Straight Panel - Upholstered										COM Yardage - Panel: 4 Yds.	
COM	GR1	GR2	GR3	GR4	GR5	GR6	GR7	GR8	GR9	GR10	LEA		
\$931	\$996	\$1035	\$1078	\$1120	\$1167	\$1212	\$1261	\$1311	\$1364	\$1420	\$1676		



3975/66U		Straight Panel - Upholstered										COM Yardage - Panel: 5 Yds.	
COM	GR1	GR2	GR3	GR4	GR5	GR6	GR7	GR8	GR9	GR10	LEA		
\$1454	\$1556	\$1618	\$1683	\$1750	\$1821	\$1893	\$1968	\$2048	\$2129	\$2214	\$2618		

OPTIONS

Add upcharge to list price and code to model number

FR	CAL 133 (TB 133) Fire Retardant per yard	\$95	/yd.	2FO	Two Fabric Option	\$104	
----	--	------	------	-----	-------------------	-------	--

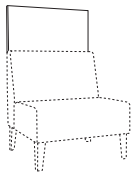
DIMENSIONS	Straight Panel	Straight Panel	Straight Panel	Straight Panel
Panel Depth:	1"	1"	1"	1"
Overall Width:	22"	30"	44"	66"
Overall Height:	48"	48"	48"	48"
Qty./Approx Wt.:	1 ea./100 lbs.	1 ea./110 lbs.	1 ea./120 lbs.	1 ea./135 lbs.



STRAIGHT PANEL

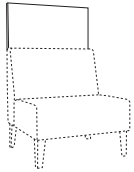
• BAR HEIGHT AVAILABLE AT 42" ON STRAIGHT PANEL ONLY. PLEASE SPECIFY WHEN ORDERING

MODEL / DESCRIPTION / LIST PRICING



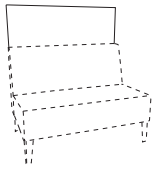
3976/22L Straight Panel - Laminate
Laminate
\$803

3957/22A Straight Panel - Acrylic
Acrylic
CALL



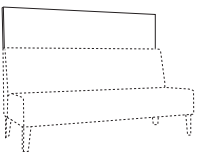
3976/30L Straight Panel - Laminate
Laminate
\$974

3957/30A Straight Panel - Acrylic
Acrylic
CALL



3977/44L Straight Panel - Laminate
Laminate
\$1121

3960/44A Straight Panel - Acrylic
Acrylic
CALL



3978/66L Straight Panel - Laminate
Laminate
\$1745

3965/66A Straight Panel - Acrylic
Acrylic
CALL

Note for Edge of privacy panels:

- Straight panels: available with 3MM PVC or laminate self edge.
Select from any of our 3MM PVC edges in solid or wood tone, no custom colors available.
- Curved panels: will only be available with laminate self edge.
- Both straight and curved panels: when combining straight panels and curved panels, ONLY self edge is available.

DIMENSIONS	30°	45°	60°
Panel Depth:	1"	1"	1"
Overall Width:	32"	52"	67"
Overall Height:	48"	48"	48"
Qty./Approx Wt.:	1 ea./135 lbs.	1 ea./145 lbs.	1 ea./160 lbs.

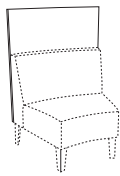


PANELS ARE 1" THICK

45° INSIDE CURVE PANEL

- BAR HEIGHT SHELF AVAILABLE AT 42" ON STRAIGHT PANEL ONLY. PLEASE SPECIFY WHEN ORDERING

MODEL / DESCRIPTION / LIST PRICING

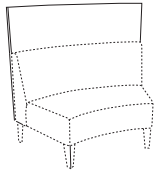


3991/30U 30° Curve - Upholstered COM Yardage - Panel: 2.5 Yds.

COM	GR1	GR2	GR3	GR4	GR5	GR6	GR7	GR8	GR9	GR10	LEA
\$1216	\$1299	\$1350	\$1406	\$1462	\$1521	\$1581	\$1644	\$1712	\$1778	\$1849	\$2187

3991/30L 30° Curve - Laminate

Laminate
\$1592

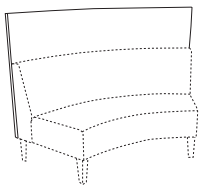


3992/45U 45° Curve - Upholstered COM Yardage - Panel: 4 Yds.

COM	GR1	GR2	GR3	GR4	GR5	GR6	GR7	GR8	GR9	GR10	LEA
\$1398	\$1496	\$1555	\$1616	\$1682	\$1749	\$1820	\$1892	\$1967	\$2046	\$2126	\$2515

3992/45L 45° Curve - Laminate

Laminate
\$1832



3993/60U 60° Curved - Upholstered COM Yardage - Panel: 5 Yds.

COM	GR1	GR2	GR3	GR4	GR5	GR6	GR7	GR8	GR9	GR10	LEA
\$2182	\$2334	\$2428	\$2526	\$2625	\$2730	\$2839	\$2954	\$3070	\$3194	\$3322	\$3927

3993/60L 60° Curve - Laminate

Laminate
\$2856

Note for Edge of privacy panels:

- Straight panels: available with 3MM PVC or laminate self edge. Select from any of our 3MM PVC edges in solid or wood tone, no custom colors available.
- Curved panels: will only be available with laminate self edge.
- Both straight and curved panels: when combining straight panels and curved panels, ONLY self edge is available.

OPTIONS

Add upcharge to list price and code to model number

FR	CAL 133 (TB 133) Fire Retardant per yard	\$95	/yd.	2FO	Two Fabric Option	\$104	
----	--	------	------	-----	-------------------	-------	--

DIMENSIONS	30°	45°	60°
Panel Depth:	1"	1"	1"
Overall Width:	32"	52"	67"
Overall Height:	48"	48"	48"
Qty./Approx Wt.:	1 ea./135 lbs.	1 ea./145 lbs.	1 ea./160 lbs.

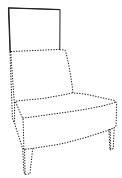


PANELS ARE 1" THICK

60° OUTSIDE CURVE PANEL

• BAR HEIGHT SHELF AVAILABLE AT 42" ON STRAIGHT PANEL ONLY.
PLEASE SPECIFY WHEN ORDERING

MODEL / DESCRIPTION / LIST PRICING



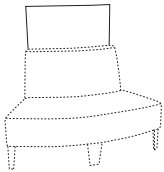
3997/30U 30° Curve - Upholstered

COM Yardage - Panel: 2.5 Yds.

COM	GR1	GR2	GR3	GR4	GR5	GR6	GR7	GR8	GR9	GR10	LEA
\$1033	\$1105	\$1148	\$1195	\$1242	\$1294	\$1345	\$1398	\$1454	\$1511	\$1573	\$2187

3997/30L 30° Curve - Laminate

Laminate
\$1352



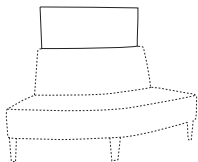
3998/45U 45° Curve - Upholstered

COM Yardage - Panel: 3 Yds.

COM	GR1	GR2	GR3	GR4	GR5	GR6	GR7	GR8	GR9	GR10	LEA
\$1188	\$1272	\$1322	\$1373	\$1431	\$1487	\$1548	\$1608	\$1671	\$1740	\$1807	\$2515

3998/45L 45° Curve - Laminate

Laminate
\$1557



3999/60U 60° Curve - Upholstered

COM Yardage - Panel: 4 Yds.

COM	GR1	GR2	GR3	GR4	GR5	GR6	GR7	GR8	GR9	GR10	LEA
\$1854	\$1983	\$2063	\$2147	\$2232	\$2319	\$2414	\$2511	\$2610	\$2714	\$2825	\$3927

3999/60L 60° Curve - Laminate

Laminate
\$2428

Note for Edge of privacy panels:

- Straight panels: available with 3MM PVC or laminate self edge. Select from any of our 3MM PVC edges in solid or wood tone, no custom colors available.
- Curved panels: will only be available with laminate self edge.
- Both straight and curved panels: when combining straight panels and curved panels, ONLY self edge is available.

OPTIONS

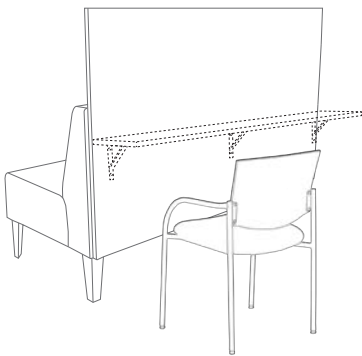
Add upcharge to list price and code to model number

FR	CAL 133 (TB 133) Fire Retardant per yard	\$95	/yd.	2FO	Two Fabric Option	\$104	
----	--	------	------	-----	-------------------	-------	--


Optional Panel Shelving

10" Deep Laminate or Veneer shelving attached to the back of any privacy panel.
Use any combination of ERG chairs or bar stools to complement your collaborative space.

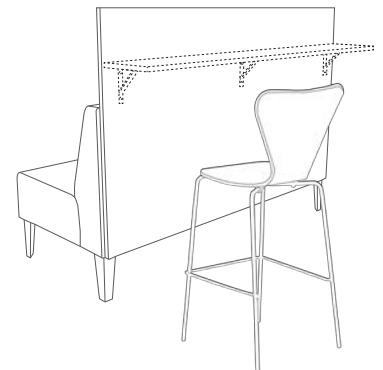
Choose from our wide variety of stylish ERG chairs and bar stools!



café height - 30"



counter height - 36"



straight panel bar height - 42"
"A" and "L" shape bar height - 40"

When ordering bar back panel, please specify the following shelf height:

PANEL SELECTION

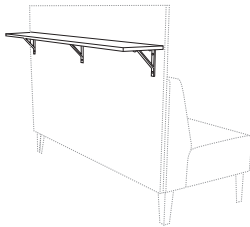
- 1) Veneer or Laminate
- 2) Size straight: 30", 44", 66" Size curve 30°, 45°, 60°
- 3) Specify height: Café-30", Counter Height-36", Bar Height-40"/42"
- 4) Table Surface Selection: Laminate or Veneer



café height	counter height	bar height*
30"	36"	40"/42"

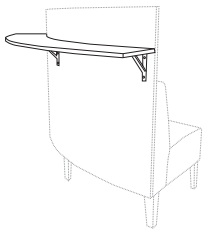
MODEL / DESCRIPTION / LIST PRICING

STRAIGHT SHELVING



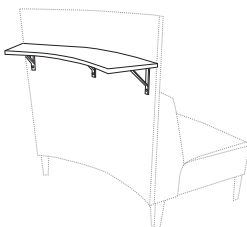
Model Number	Unit Width	Shelf Depth	Shipping Weight.	Laminate Top 2B or 3A	Veneer Top 4A or 4B
4003	30" W	10"	35 lbs.	\$633	\$696
4004	44" W	10"	45 lbs.	\$729	\$801
4005	66" W	10"	55 lbs.	\$981	\$1079
	30" - 2 brackets	44" - 2 brackets		66" - 3 brackets	

INSIDE CURVE SHELVING



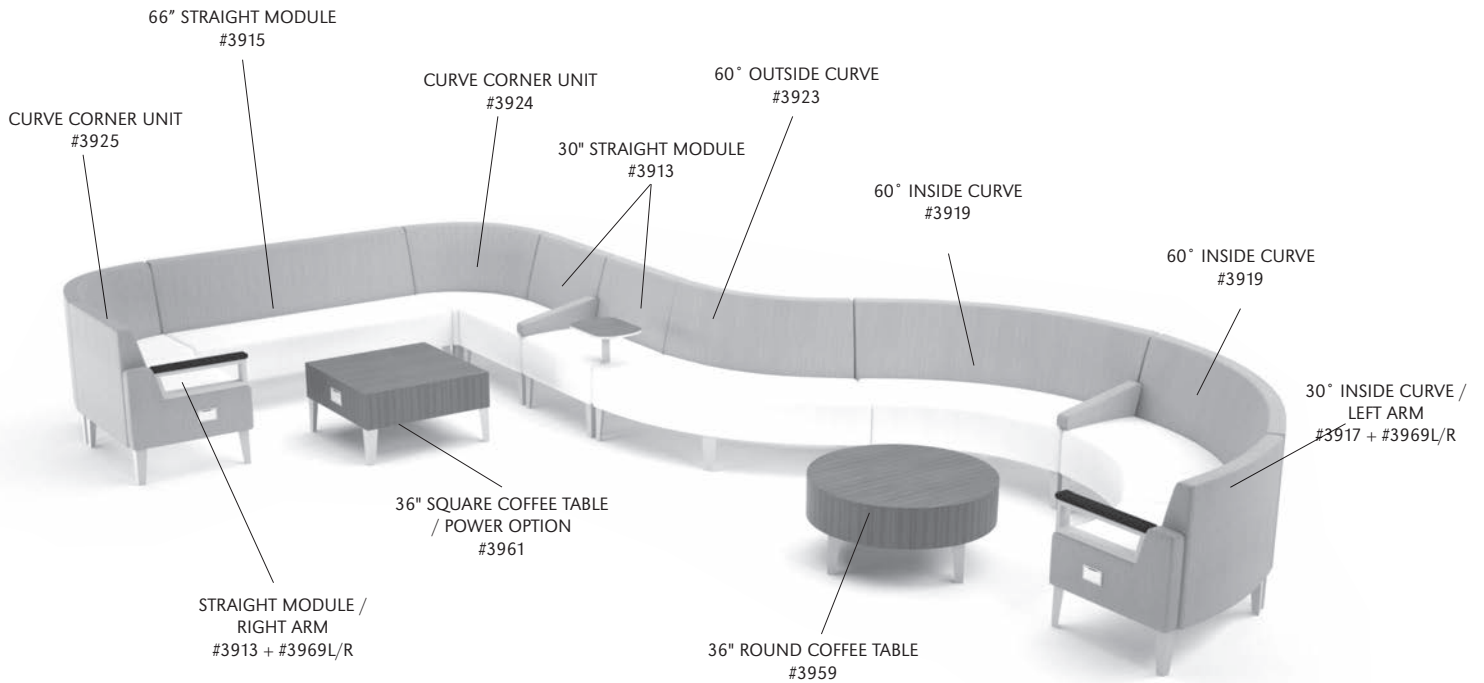
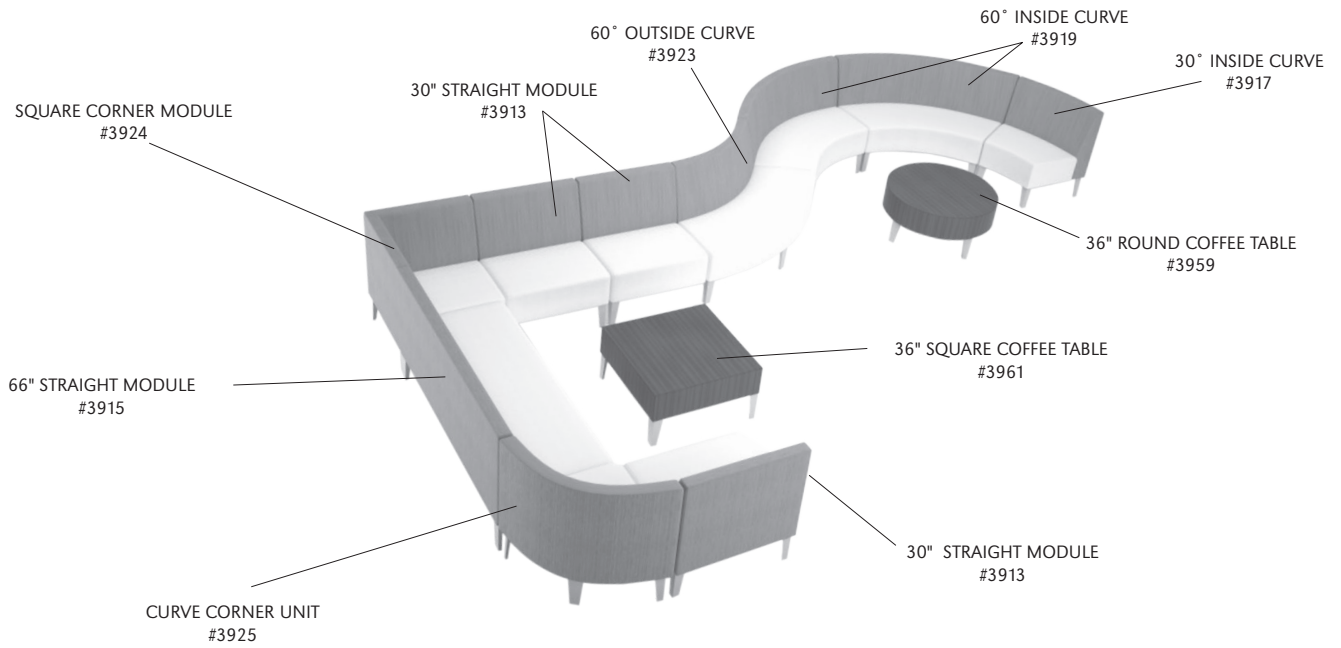
Model Number	Curved Unit Angle	Shelf Depth	Shipping Weight.	Laminate Top 2B or 3A	Veneer Top 4A or 4B
4006	30°	10"	38 lbs.	\$797	\$876
4007	45°	10"	48 lbs.	\$941	\$1033
4008	60°	10"	58 lbs.	\$1224	\$1348
	30° - 2 brackets	45° - 2 brackets		60° - 3 brackets	

OUTSIDE CURVE SHELVING



Model Number	Curved Unit Angle	Shelf Depth	Shipping Weight.	Laminate Top 2B or 3A	Veneer Top 4A or 4B
4009	30°	10"	38 lbs.	\$797	\$876
4010	45°	10"	48 lbs.	\$941	\$1033
4011	60°	10"	58 lbs.	\$1224	\$1348
	30° - 2 brackets	45° - 2 brackets		60° - 3 brackets	

TO ORDER THE SHELVING UNITS, PRIVACY PANELS MUST BE ORDERED FIRST



MALIBU LOUNGE COLLECTION

A very versatile lounge and modular system that will enhance any space or public environment.



STRAIGHT ARMS



SLOPED ARMS



QUAD ARMS

ORDERING INFORMATION

- | | |
|----------------------------|--|
| 1) Series Name | 5) Powder Coat Color for legs |
| 2) Model Number | 6) Placement of electrical box for upholstered units |
| 3) Quantity | 7) Optional Items |
| 4) Fabric Grade and Number | 8) Specify Arm Cap Color
Black or Charcoal |

SPECIFICATIONS

Frame

- multi-ply hardwood
- tongue and groove construction nailed and glued

Seat/Foam

- No-sag springs w/ helicoil attachment
- High resiliency foam construction throughout
- All foam bonded to frame

Legs

- Fabricated steel 8.5" tall legs are sand blasted prior to paint for optimal powder coat adhesion.

COLORS / FINISHES


- Standard powder coat colors or optional polished chrome available.

OPTIONS


- CODE: FR - CAL 133 (TB 133) Fire Retardant.
- CODE: MB - Moisture Barrier.
- CODE: PC - Polished Chrome Legs.
- CODE: WOD - Solid Maple Wood Legs, set of four.
- CODE: 2FO - Two Fabric Option.
- CODE: 3FO - Three Fabric Option.
- CODE: GD - Ganging Device (Necessary when ganging two or more modules together).
- CODE: CPH - Cup Holder
- CODE: WAC - Wood Arm Caps.
- CODE: PAC - Poly Arm Caps - Standard Black/Charcoal
- CODE: TAB-(_) - Non-Removable Swivel Tablet (laminated shape A, B or C left or right arm) *not available on Slope or Quad Arm
- CODE: TABR1-(_) - Removable Swivel Tablet (laminated shape A, B or C specify left or right arm) *not available on Slope or Quad Arm
- CODE: TABR2-(_) - Removable Swivel Tablet (laminated shape A, B or C with opening for tablet on both arms) *not available on Slope or Quad Arm
- CODE: SST - Solid Surface Tablet Arm.
- CODE: CO - Clean Out (overall width up to 50")
- CODE: CO1 - Clean Out (overall width over 50")
- CODE: LAM5 - Non-standard laminate for 5 or less tablets see options for upcharge
- CODE: SS5 - Non-standard Solid Surface top for 5 or less tablets



TWO FABRIC OPTION



POLISHED CHROME LEG
8.5" HEIGHT



CUP HOLDER IN BLACK
LAMINATE

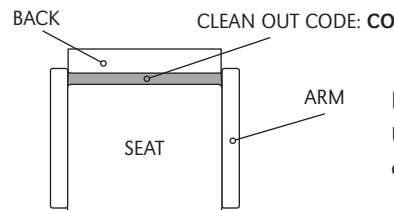


Diagram specifies a clean out
Use **CO** for overall widths up to 50"
and **CO1** for overall widths over 50"

Note: Factory installed power/data available, see accessories online under the 'Products' tab.

DIMENSIONS	Single Seat	Bariatric	Two Seat	Three Seat
Seat Depth:	20"	20"	20"	20"
Seat Width:	22"	30"	44"	66"
Seat Height:	18"	18"	18"	18"
Arm Height:	25"	25"	25"	25"
Overall Depth:	27"	27"	27"	27"
Overall Width:	27"	35"	49"	71"
Overall Height:	33"	33"	33"	33"
Qty./Wt.:	1 ea./58 lbs.	1 ea./68 lbs.	1 ea./85 lbs.	1 ea./115 lbs.



MALIBU SINGLE SEAT LOUNGE
WITH POLISHED CHROME LEGS



MALIBU SINGLE SEAT LOUNGE
WITH LAMINATE SWIVEL TABLET

MODEL / DESCRIPTION / LIST PRICING




3900 Single Seat Lounge



COM Yardage: Total: 6 Yds. / Back: 2 Yds. / Seat: 1.5 Yds. / Arms 2.5 Yds.

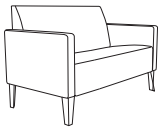
COM	GR1	GR2	GR3	GR4	GR5	GR6	GR7	GR8	GR9	GR10	LEA
\$1776	\$1898	\$1975	\$2055	\$2136	\$2223	\$2311	\$2403	\$2500	\$2599	\$2704	\$3194



3901 Bariatric Lounge

COM Yardage: Total: 6.75 Yds. / Back: 2.5 Yds. / Seat: 1.75 Yds. / Arms 2.5 Yds.

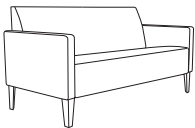
COM	GR1	GR2	GR3	GR4	GR5	GR6	GR7	GR8	GR9	GR10	LEA
\$2183	\$2335	\$2429	\$2525	\$2627	\$2732	\$2840	\$2954	\$3073	\$3195	\$3323	\$3928



3902 Two Seat Lounge

COM Yardage: Total: 8.5 Yds. / Back: 3.5 Yds. / Seat: 2.5 Yds. / Arms 2.5 Yds.

COM	GR1	GR2	GR3	GR4	GR5	GR6	GR7	GR8	GR9	GR10	LEA
\$2560	\$2742	\$2851	\$2963	\$3082	\$3206	\$3334	\$3467	\$3607	\$3750	\$3901	\$4608



3903 Three Seat Lounge

COM Yardage: Total: 10 Yds. / Back: 4.5 Yds. / Seat: 3 Yds. / Arms 2.5 Yds.

COM	GR1	GR2	GR3	GR4	GR5	GR6	GR7	GR8	GR9	GR10	LEA
\$3099	\$3315	\$3448	\$3586	\$3729	\$3879	\$4033	\$4195	\$4363	\$4537	\$4719	\$5578

TABLET SHAPES

Three Tablet Shapes::

Choose from the three shapes shown and specify; A, B or C and left or right (outside tablet) when ordering.

Example: TABF-(A) Left - this would be a fixed shape A tablet on the left side (when seated).

Laminate Top:

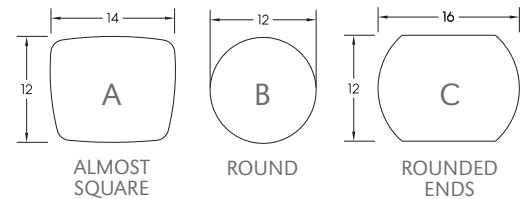
Tablet orders of 5 or less have 4 standard laminate colors:

- Wilsonart Black 1595-60
- Wilsonart Montana Walnut 7110K-78
- Formica Brite White 459-58
- Nevamar Silver Alu Metalx MXT003

Solid Surface Top:

Tablet orders of 5 or less have 4 standard Corian colors:

- Bone
- Bronzite
- Glacier White
- Silver Grey



OPTIONS

Add upcharge to list price and code to model number

FR	CAL 133 (TB 133) Fire Retardant per yard	\$95	/yd.
MB	Moisture Barrier - per seat	\$133	
PC	Polished Chrome Legs - per leg	\$37	ea.
2FO	Two Fabric Option	\$104	
3FO	Three Fabric Option	\$157	
GD	Ganging Device	\$55	
WAC	Wood Arm Cap	\$94	ea.
PAC	Poly Arm Cap - Standard Black/Charcoal	\$73	ea.
TAB-()	Swivel Tablet (specify A, B or C, left or right arm)	\$419	

TABR1-()	Removable Tablet (specify A, B or C, left or right arm)	\$498	
TABR2-()	Removable Tablet (specify A, B or C both arm openings)	\$604	
SST	Solid Surface Tablet Arm - add to tablet option	\$133	
WOD	Solid Maple Wood Legs - set of four	\$25	ea.
CO	Clean Out (overall width up to 50")	\$265	
CO1	Clean Out (overall width over 50")	\$408	
LAM5	Non-standard laminate (5 tablets or less)	\$265	ea. tablet
CPH	Cup Holder	\$269	
SS5	Non-standard Solid Surface (5 tablets or less)	Call For Quote	

DIMENSIONS	Single Seat	Bariatric	Two Seat	Three Seat
Seat Depth:	20"	20"	20"	20"
Seat Width:	22"	30"	44"	66"
Seat Height:	18"	18"	18"	18"
Arm Height:	25"	25"	25"	25"
Overall Depth:	27"	27"	27"	27"
Overall Width:	28.5"	36.5"	51.5"	72.5"
Overall Height:	33"	33"	33"	33"
Qty./Wt.:	1 ea./58 lbs.	1 ea./68 lbs.	1 ea./85 lbs.	1 ea./115 lbs.



MALIBU SINGLE SEAT LOUNGE
WITH LAMINATE PANEL SURROUND

Note: Laminate panel has a self edge

MODEL / DESCRIPTION / LIST PRICING



3900-LP Single Seat Lounge - Laminate Panel Surround

COM Yardage: Total: 6 Yds. / Back: 2 Yds. / Seat: 1.5 Yds. / Arms 2.5 Yds.


COM	GR1	GR2	GR3	GR4	GR5	GR6	GR7	GR8	GR9	GR10	LEA
\$2164	\$2275	\$2344	\$2416	\$2489	\$2567	\$2646	\$2730	\$2816	\$2906	\$3000	\$3442



3901-LP Bariatric Lounge - Laminate Panel Surround

COM Yardage: Total: 6.75 Yds. / Back: 2.5 Yds. / Seat: 1.75 Yds. / Arms 2.5 Yds.

COM	GR1	GR2	GR3	GR4	GR5	GR6	GR7	GR8	GR9	GR10	LEA
\$2578	\$2714	\$2798	\$2885	\$2977	\$3072	\$3169	\$3271	\$3379	\$3488	\$3604	\$4148



3902-LP Two Seat Lounge - Laminate Panel Surround

COM Yardage: Total: 9 Yds. / Back: 4 Yds. / Seat: 2.5 Yds. / Arms 2.5 Yds.

COM	GR1	GR2	GR3	GR4	GR5	GR6	GR7	GR8	GR9	GR10	LEA
\$3077	\$3240	\$3339	\$3439	\$3547	\$3658	\$3774	\$3892	\$4018	\$4146	\$4283	\$4920



3903-LP Three Seat Lounge - Laminate Panel Surround

COM Yardage: Total: 11 Yds. / Back: 5.5 Yds. / Seat: 3 Yds. / Arms 2.5 Yds.

COM	GR1	GR2	GR3	GR4	GR5	GR6	GR7	GR8	GR9	GR10	LEA
\$3762	\$3956	\$4077	\$4200	\$4329	\$4465	\$4603	\$4748	\$4899	\$5057	\$5220	\$5992

OPTIONS

Add upcharge to list price and code to model number

FR	CAL 133 (TB 133) Fire Retardant per yard	\$95	/yd.
MB	Moisture Barrier - per seat	\$133	
PC	Polished Chrome Legs - per leg	\$37	
2FO	Two Fabric Option	\$104	
3FO	Three Fabric Option	\$157	
GD	Ganging Device	\$55	
WAC	Wood Arm Cap	\$94	ea.
PAC	Poly Arm Cap - Standard Black/Charcoal	\$73	ea.
TAB(-)	Swivel Tablet (specify A, B or C, left or right arm)	\$419	

TABR1(-)	Removable Tablet (specify A, B or C, left or right arm)	\$498	
TABR2(-)	Removable Tablet (specify A, B or C both arm openings)	\$604	
SST	Solid Surface Tablet Arm - add to tablet option	\$133	
WOD	Solid Maple Wood Legs - set of four	\$25	ea.
CO	Clean Out (overall width up to 50")	\$265	
CO1	Clean Out (overall width over 50")	\$408	
LAM5	Non-standard laminate (5 tablets or less)	\$265	ea. tablet
CPH	Cup Holder	\$269	
SS5	Non-standard Solid Surface (5 tablets or less)		Call For Quote

DIMENSIONS	Single Seat	Bariatric	Two Seat	Three Seat
Seat Depth:	20"	20"	20"	20"
Seat Width:	22"	30"	44"	66"
Seat Height:	18"	18"	18"	18"
Arm Height:	25"	25"	25"	25"
Overall Depth:	27"	27"	27"	27"
Overall Width:	28.5"	36.5"	51.5"	72.5"
Overall Height:	33"	33"	33"	33"
Qty./Wt.:	1 ea./58 lbs.	1 ea./68 lbs.	1 ea./85 lbs.	1 ea./115 lbs.

Note: Veneer panel has exposed mult-ply that is stained to match finish



MALIBU SINGLE SEAT LOUNGE WITH VENEER PANEL SURROUND



MALIBU SINGLE SEAT LOUNGE WITH PANEL SURROUND AND WOOD LEGS

MODEL / DESCRIPTION / LIST PRICING



3900-VP Single Seat Lounge - Veneer Panel Surround

COM Yardage: Total: 6 Yds. / Back: 2 Yds. / Seat: 1.5 Yds. / Arms 2.5 Yds.


COM	GR1	GR2	GR3	GR4	GR5	GR6	GR7	GR8	GR9	GR10	LEA
\$2405	\$2528	\$2605	\$2684	\$2765	\$2852	\$2940	\$3033	\$3129	\$3229	\$3333	\$3824



3901-VP Bariatric Lounge - Veneer Panel Surround

COM Yardage: Total: 6.75 Yds. / Back: 2.5 Yds. / Seat: 1.75 Yds. / Arms 2.5 Yds.

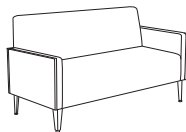
COM	GR1	GR2	GR3	GR4	GR5	GR6	GR7	GR8	GR9	GR10	LEA
\$2863	\$3016	\$3110	\$3206	\$3308	\$3413	\$3522	\$3635	\$3754	\$3877	\$4005	\$4608



3902-VP Two Seat Lounge - Veneer Panel Surround

COM Yardage: Total: 8.5 Yds. / Back: 3.5 Yds. / Seat: 2.5 Yds. / Arms 2.5 Yds.

COM	GR1	GR2	GR3	GR4	GR5	GR6	GR7	GR8	GR9	GR10	LEA
\$3419	\$3599	\$3710	\$3822	\$3941	\$4065	\$4193	\$4325	\$4465	\$4607	\$4759	\$5467



3903-VP Three Seat Lounge - Veneer Panel Surround

COM Yardage: Total: 10 Yds. / Back: 4.5 Yds. / Seat: 3 Yds. / Arms 2.5 Yds.

COM	GR1	GR2	GR3	GR4	GR5	GR6	GR7	GR8	GR9	GR10	LEA
\$4180	\$4396	\$4530	\$4667	\$4810	\$4960	\$5115	\$5276	\$5444	\$5619	\$5800	\$6659

OPTIONS

Add upcharge to list price and code to model number

FR	CAL 133 (TB 133) Fire Retardant per yard	\$95	/yd.
MB	Moisture Barrier - per seat	\$133	
PC	Polished Chrome Legs - per leg	\$37	
2FO	Two Fabric Option	\$104	
3FO	Three Fabric Option	\$157	
GD	Ganging Device	\$55	
WAC	Wood Arm Cap	\$94	ea.
PAC	Poly Arm Cap - Standard Black/Charcoal	\$73	ea.
TAB(-)	Swivel Tablet (specify A, B or C, left or right arm)	\$419	

TABR1(-)	Removable Tablet (specify A, B or C, left or right arm)	\$498	
TABR2(-)	Removable Tablet (specify A, B or C both arm openings)	\$604	
SST	Solid Surface Tablet Arm - add to tablet option	\$133	
WOD	Solid Maple Wood Legs - set of four	\$102	
CO	Clean Out (overall width up to 50")	\$265	
CO1	Clean Out (overall width over 50")	\$408	
LAM5	Non-standard laminate (5 tablets or less)	\$265	ea. tablet
CPH	Cup Holder	\$269	
SS5	Non-standard Solid Surface (5 tablets or less)		Call For Quote

DIMENSIONS	Single Seat	Bariatric	Two Seat	Three Seat
Seat Depth:	20"	20"	20"	20"
Seat Width:	22"	30"	44"	66"
Seat Height:	18"	18"	18"	18"
Arm Height:	24"	24"	24"	24"
Overall Depth:	27"	27"	27"	27"
Overall Width:	27"	35"	49"	71"
Overall Height:	33"	33"	33"	33"
Qty./Wt.:	1 ea./58 lbs.	1 ea./68 lbs.	1 ea./85 lbs.	1 ea./115 lbs.



MALIBU SINGLE SEAT LOUNGE
WITH SLOPED ARMS


MODEL / DESCRIPTION / LIST PRICING



3904 Single Seat Lounge

COM Yardage: Total: 6 Yds. / Back: 2 Yds. / Seat: 1.5 Yds. / Arms 2.5 Yds.

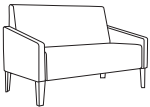
COM	GR1	GR2	GR3	GR4	GR5	GR6	GR7	GR8	GR9	GR10	LEA
\$1832	\$1960	\$2038	\$2120	\$2204	\$2292	\$2386	\$2480	\$2580	\$2683	\$2790	\$3297



3905 Bariatric Lounge

COM Yardage: Total: 6.75 Yds. / Back: 2.5 Yds. / Seat: 1.75 Yds. / Arms 2.5 Yds.

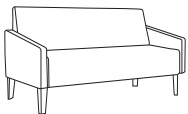
COM	GR1	GR2	GR3	GR4	GR5	GR6	GR7	GR8	GR9	GR10	LEA
\$2288	\$2449	\$2546	\$2648	\$2755	\$2864	\$2979	\$3100	\$3222	\$3352	\$3486	\$4120



3906 Two Seat Lounge

COM Yardage: Total: 8.5 Yds. / Back: 3.5 Yds. / Seat: 2.5 Yds. / Arms 2.5 Yds.

COM	GR1	GR2	GR3	GR4	GR5	GR6	GR7	GR8	GR9	GR10	LEA
\$2620	\$2801	\$2914	\$3030	\$3152	\$3278	\$3409	\$3546	\$3688	\$3837	\$3990	\$4715



3907 Three Seat Lounge

COM Yardage: Total: 10 Yds. / Back: 4.5 Yds. / Seat: 3 Yds. / Arms 2.5 Yds.

COM	GR1	GR2	GR3	GR4	GR5	GR6	GR7	GR8	GR9	GR10	LEA
\$3154	\$3377	\$3510	\$3651	\$3798	\$3950	\$4108	\$4272	\$4443	\$4620	\$4805	\$5681

OPTIONS

Add upcharge to list price and code to model number

FR	CAL 133 (TB 133) Fire Retardant per yard	\$95	/yd.
MB	Moisture Barrier - per seat	\$133	
PC	Polished Chrome Legs - per leg	\$37	
2FO	Two Fabric Option	\$104	
3FO	Three Fabric Option	\$157	
GD	Ganging Device	\$55	

WAC	Single Wood Arm Cap	\$94	
PAC	Poly Arm Cap - Standard Black/Charcoal	\$73	ea.
WOD	Solid Maple Wood Legs - set of four	\$102	
CO	Clean Out (overall width up to 50")	\$265	
CO1	Clean Out (overall width over 50")	\$408	
CPH	Cup Holder	\$269	

DIMENSIONS	Single Seat	Bariatric	Two Seat	Three Seat
Seat Depth:	20"	20"	20"	20"
Seat Width:	22"	30"	44"	66"
Seat Height:	18"	18"	18"	18"
Arm Height:	25"	25"	25"	25"
Overall Depth:	27"	27"	27"	27"
Overall Width:	27"	35"	49"	71"
Overall Height:	33"	33"	33"	33"
Qty./Wt.:	1 ea./58 lbs.	1 ea./68 lbs.	1 ea./85 lbs.	1 ea./115 lbs.



BARIATRIC QUAD ARM CHAIR

Note: Quad arm metal frame available in powder coat only

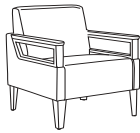
MODEL / DESCRIPTION / LIST PRICING



3908 Single Seat Lounge

COM Yardage: Total: 5.5 Yds. / Back: 2 Yds. / Seat: 1.5 Yds. / Arms 2 Yds.

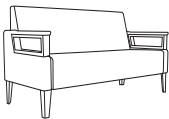
COM	GR1	GR2	GR3	GR4	GR5	GR6	GR7	GR8	GR9	GR10	LEA
\$2405	\$2573	\$2675	\$2784	\$2896	\$3011	\$3131	\$3256	\$3386	\$3523	\$3662	\$4328



3909 Bariatric Lounge

COM Yardage: Total: 6.25 Yds. / Back: 2.5 Yds. / Seat: 1.75 Yds. / Arms 2 Yds.


COM	GR1	GR2	GR3	GR4	GR5	GR6	GR7	GR8	GR9	GR10	LEA
\$3003	\$3215	\$3343	\$3476	\$3615	\$3761	\$3911	\$4068	\$4230	\$4400	\$4575	\$5408



3910 Two Seat Lounge

COM Yardage: Total: 8.5 Yds. / Back: 4 Yds. / Seat: 2.5 Yds. / Arms 2 Yds.

COM	GR1	GR2	GR3	GR4	GR5	GR6	GR7	GR8	GR9	GR10	LEA
\$3242	\$3468	\$3608	\$3752	\$3902	\$4057	\$4220	\$4389	\$4564	\$4747	\$4937	\$5836



3911 Three Seat Lounge

COM Yardage: Total: 10 Yds. / Back: 5 Yds. / Seat: 3 Yds. / Arms 2 Yds.

COM	GR1	GR2	GR3	GR4	GR5	GR6	GR7	GR8	GR9	GR10	LEA
\$3734	\$3994	\$4155	\$4321	\$4493	\$4673	\$4860	\$5056	\$5256	\$5466	\$5686	\$6719

OPTIONS

Add upcharge to list price and code to model number

FR	CAL 133 (TB 133) Fire Retardant per yard	\$95	/yd.
MB	Moisture Barrier - per seat	\$133	
PC	Polished Chrome Legs - per leg	\$37	
2FO	Two Fabric Option	\$104	
3FO	Three Fabric Option	\$157	

GD	Ganging Device	\$55	
WOD	Solid Maple Wood Legs - set of four	\$102	
CO	Clean Out (overall width up to 50")	\$265	
CO1	Clean Out (overall width over 50")	\$408	

*Poly Arm Caps are standard on Quad Arms - Please deduct \$30 list per arm for no arm caps on quad arms.

MALIBU SERIES

The Malibu Ottomans and Benches feature fully upholstered frame with the signature triangle shaped metal legs. Two fabric design, inset tables and polished chrome legs are available.



42" ROUND OTTOMAN

ORDERING INFORMATION

To Order Please Specify:

- | | |
|--------------------------------------|--|
| 1) Series Name | 6) Sketch for Contrasting Fabric Placement |
| 2) Model Number | 7) Optional Items |
| 3) Quantity | |
| 4) Fabric Grade & Number | |
| 5) Contrasting Fabric Grade & Number | |

MALIBU GENERAL SPECIFICATIONS

Bench Frame Construction

Frame assembly is constructed of multi-ply hardwood, with tongue and groove construction. All foam is fully bonded to frame. No sag-springs are installed in seat along with interlocking helicoil springs to prevent sagging and provide additional seat support.

Upholstery

Ottomans and benches are covered in your choice of fabric, vinyl, crypton, leather or COM. ERG uses only water based glues and adhesives in our upholstery process.

Metal Legs

Tapered-triangular legs are formed and welded steel 8.5" tall. Legs are sandblasted prior to final powder coating in your choice of standard powder coat colors. Legs have a factory installed steel glide.

TWO FABRIC DESIGN

Due to the geometric design options it is necessary to include with your order a **sketch/layout** to specify which fabric is to be used on each area of the Malibu ottoman or table.

OPTIONS

- CODE: FR - CAL 133 (TB 133) Fire Retardant per yard.
- CODE: MB - Moisture Barrier.
- CODE: 2FO - Two Fabric Option.
- CODE: SBH - Special Height.
- CODE: PC - Polished Chrome Metal Legs.
- CODE: 2FO - Two Fabric Option
- CODE: GD - Ganging Device (Necessary when ganging two or more modules together).

Note: Factory installed power/data available, see accessories online under the 'Products' tab.



27" SQUARE OTTOMAN

DIMENSIONS	Ottoman	2 Seater	3 Seater
Seat Depth:	20"	20"	20"
Overall Width:	22"	44"	66"
Seat Height:	18"	18"	18"
Qty./Wt.:	1 ea./44 lbs.	1 ea./77 lbs.	1 ea./88 lbs.



TWO SEAT FREE STANDING BENCH

MODEL / DESCRIPTION / LIST PRICING



3941 Bench 22" x 20" (4 legs)

COM Yardage: 2 Yds..

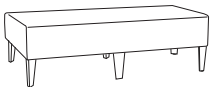
COM	GR1	GR2	GR3	GR4	GR5	GR6	GR7	GR8	GR9	GR10	LEA
\$1044	\$1116	\$1161	\$1208	\$1256	\$1306	\$1359	\$1412	\$1467	\$1528	\$1588	\$1878



3942 Two Seat Straight 44" Bench (4 legs)

COM Yardage: 3 Yds..

COM	GR1	GR2	GR3	GR4	GR5	GR6	GR7	GR8	GR9	GR10	LEA
\$1801	\$1926	\$2003	\$2083	\$2166	\$2252	\$2344	\$2437	\$2535	\$2637	\$2743	\$3240



3943 Three Seat Straight 66" Bench (6 legs)

COM Yardage: 4.25 Yds.

COM	GR1	GR2	GR3	GR4	GR5	GR6	GR7	GR8	GR9	GR10	LEA
\$2109	\$2255	\$2348	\$2441	\$2539	\$2641	\$2746	\$2856	\$2970	\$3089	\$3213	\$3797


OPTIONS

Add upcharge to list price and code to model number

FR	CAL 133 (TB 133) Fire Retardant per yard	\$95	/yd.
MB	Moisture Barrier - per seat	\$133	
PC	Polished Chrome Legs - per leg	\$37	
2FO	Two Fabric Option	\$104	

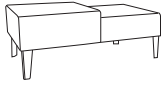
GD	Ganging Device	\$55	
TABF(-)	Fixed Blade Tablet (specify shape A, B or C)	\$422	
SST	Solid Surface Tablet Arm - add to tablet option	\$133	
WOD	Solid Maple Wood Legs - set of four	\$25	per leg

DIMENSIONS	Two Unit / Side Table L/R	Three Unit / Online Table
Seat Depth:	20"	20"
Overall Width:	43"	66"
Seat Height:	18"	18"
Table Height:	16"	16"
Qty./Wt.:	1 ea./44 lbs.	1 ea./88 lbs.



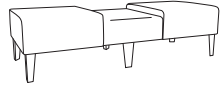
L - LAMINATE
W - WOOD VENEER

MODEL / DESCRIPTION / LIST PRICING



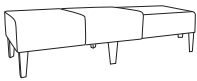
3944L-L/R		Two Unit - Side Table - Left/Right (Laminate)										COM Yardage: 2 Yds..	
COM	GR1	GR2	GR3	GR4	GR5	GR6	GR7	GR8	GR9	GR10	LEA		
\$2006	\$2147	\$2232	\$2322	\$2414	\$2510	\$2609	\$2716	\$2823	\$2938	\$3053	\$3610		

3944W-L/R		Two Unit - Side Table - Left/Right (Veneer)										COM Yardage: 2 Yds..	
COM	GR1	GR2	GR3	GR4	GR5	GR6	GR7	GR8	GR9	GR10	LEA		
\$2107	\$2253	\$2344	\$2437	\$2535	\$2637	\$2743	\$2852	\$2965	\$3086	\$3208	\$3791		



3945L		Three Unit - Center Table - Laminate (6 legs)										COM Yardage: 4 Yds..	
COM	GR1	GR2	GR3	GR4	GR5	GR6	GR7	GR8	GR9	GR10	LEA		
\$2259	\$2418	\$2515	\$2616	\$2720	\$2828	\$2941	\$3060	\$3182	\$3309	\$3442	\$4066		

3945W		Three Unit - Center Table - Veneer (6 legs)										COM Yardage: 4 Yds..	
COM	GR1	GR2	GR3	GR4	GR5	GR6	GR7	GR8	GR9	GR10	LEA		
\$2373	\$2540	\$2641	\$2746	\$2856	\$2970	\$3089	\$3213	\$3341	\$3473	\$3613	\$4271		



3946L-L/R		Three Unit - Side Table - Left/Right - Laminate (6 legs)										COM Yardage: 4 Yds..	
COM	GR1	GR2	GR3	GR4	GR5	GR6	GR7	GR8	GR9	GR10	LEA		
\$2259	\$2418	\$2515	\$2616	\$2720	\$2828	\$2941	\$3060	\$3182	\$3309	\$3442	\$4066		

3946W-L/R		Three Unit - Side Table - Left/Right - Veneer (6 legs)										COM Yardage: 4 Yds..	
COM	GR1	GR2	GR3	GR4	GR5	GR6	GR7	GR8	GR9	GR10	LEA		
\$2373	\$2540	\$2641	\$2746	\$2856	\$2970	\$3089	\$3213	\$3341	\$3473	\$3613	\$4271		

Please specify placement of electrical box for upholstered units or occasional tables

OPTIONS

Add upcharge to list price and code to model number

FR	CAL 133 (TB 133) Fire Retardant per yard	\$95	/yd.
MB	Moisture Barrier - per seat	\$133	
PC	Polished Chrome Legs - per leg	\$37	
2FO	Two Fabric Option	\$104	

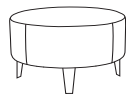
GD	Ganging Device	\$55	
TABF(-)	Fixed Blade Tablet (specify shape A, B or C)	\$422	
SST	Solid Surface Tablet Arm - add to tablet option	\$133	
WOD	Solid Maple Wood Legs - set of four	\$25	per leg

DIMENSIONS	30" Round	36" Round	42" Round	48" Round
Overall Depth:	30"	36"	42"	48"
Overall Width:	30"	36"	42"	48"
Overall Height:	18"	18"	18"	18"
Qty./Wt.:	1 ea./44 lbs.	1 ea./77 lbs.	1 ea./88 lbs.	1 ea./115 lbs.



42" ROUND OTTOMAN

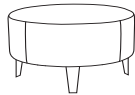
MODEL / DESCRIPTION / LIST PRICING



3947 30" Round Ottoman (4 legs)

COM Yardage: 2 Yds.

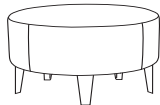
COM	GR1	GR2	GR3	GR4	GR5	GR6	GR7	GR8	GR9	GR10	LEA
\$1447	\$1549	\$1611	\$1676	\$1741	\$1810	\$1884	\$1959	\$2037	\$2120	\$2203	\$2604



3948 36" Round Ottoman (4 legs)

COM Yardage: 2.75 Yds.

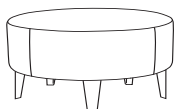
COM	GR1	GR2	GR3	GR4	GR5	GR6	GR7	GR8	GR9	GR10	LEA
\$2020	\$2161	\$2248	\$2336	\$2431	\$2527	\$2629	\$2734	\$2843	\$2956	\$3075	\$3636



3949 42" Round Ottoman (5 legs)

COM Yardage: 3.5 Yds.

COM	GR1	GR2	GR3	GR4	GR5	GR6	GR7	GR8	GR9	GR10	LEA
\$2050	\$2195	\$2281	\$2373	\$2468	\$2566	\$2669	\$2775	\$2886	\$3001	\$3121	\$3690



3950 48" Round Ottoman (5 legs)

COM Yardage: 4 Yds.

COM	GR1	GR2	GR3	GR4	GR5	GR6	GR7	GR8	GR9	GR10	LEA
\$2307	\$2470	\$2568	\$2671	\$2777	\$2890	\$3003	\$3125	\$3250	\$3380	\$3513	\$4155

OPTIONS

Add upcharge to list price and code to model number

FR	CAL 133 (TB 133) Fire Retardant per yard	\$95	/yd.
MB	Moisture Barrier - per ottoman	\$133	

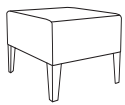
PC	Polished Chrome Legs - per leg	\$37	
WOD	Solid Maple Wood Legs - set of four	\$25	per leg

DIMENSIONS	27" Square	36" Square	48" Square
Overall Depth:	27"	36"	48"
Overall Width:	27"	36"	48"
Overall Height:	18"	18"	18"
Qty./Wt.:	1 ea./46 lbs.	1 ea./74 lbs.	1 ea./112 lbs.



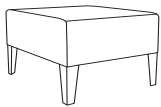
27" SQUARE OTTOMAN

MODEL / DESCRIPTION / LIST PRICING



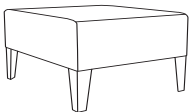
3951 27" Square Ottoman (4 legs) COM Yardage: 2.5 Yds.

COM	GR1	GR2	GR3	GR4	GR5	GR6	GR7	GR8	GR9	GR10	LEA
\$1239	\$1326	\$1379	\$1435	\$1491	\$1551	\$1613	\$1678	\$1745	\$1814	\$1887	\$2230



3952 36" Square Ottoman (4 legs) COM Yardage: 3 Yds.

COM	GR1	GR2	GR3	GR4	GR5	GR6	GR7	GR8	GR9	GR10	LEA
\$1874	\$2006	\$2085	\$2169	\$2254	\$2347	\$2440	\$2539	\$2640	\$2745	\$2854	\$3373



3953 48" Square Ottoman (4 legs) COM Yardage: 3.75 Yds.

COM	GR1	GR2	GR3	GR4	GR5	GR6	GR7	GR8	GR9	GR10	LEA
\$2183	\$2335	\$2429	\$2526	\$2627	\$2732	\$2841	\$2954	\$3073	\$3195	\$3323	\$3929

OPTIONS

Add upcharge to list price and code to model number

/yd.	CAL 133 (TB 133) Fire Retardant per yard	\$95	/yd.
MB	Moisture Barrier - per ottoman	\$133	
PC	Polished Chrome Legs - per leg	\$37	

GD	Ganging Device	\$55	
WOD	Solid Maple Wood Legs - set of four	\$25	per leg

MARLO

The Marlo tables make a beautiful statement showing a tapered wire frame in a cross base design. These tables look great as a standalone piece, but creates dimension when multiple tables are nestled together. This collection offers five shapes and endless finishes, leaving the look and formations unique to your space.



EDGES SHOWN FROM LEFT TO RIGHT:

Laminate: Formica Espresso Pear
Edge: 6P Exposed Core
Base finish: Polished Chrome

Laminate: Formica Brite White 459-58
Edge: 3C PVC White, Reveal finish: white
Base finish: White matte

Laminate: Wilsonart Black 1595-60
Edge: 3C PVC Black, Reveal finish: black
Base finish: Black matte

ORDERING INFORMATION

- | | |
|-------------------------------|---|
| 1) Series Name | 6) Edge Table Style Code and Color |
| 2) Model Number | 7) Optional Items |
| 3) Size | 8) Solid Surface Available- Please Call |
| 4) Quantity | |
| 5) Laminate Selection and No. | |

MARLO TABLE BASE SPECIFICATIONS

Occasional Table

Table Height Table height is 14", 16", 18" or 20"

Base Specifications

Occ Cross Sled Base 16", 22", 28", 29.5" Spread

Glides Plastic glides

TABLE TOP SPECIFICATIONS

Table Tops

.75" Table top core is CARB Phase I & Phase II Compliant. Laminate, wood veneer and phenolic backing are glued with water based adhesives.

FINISHES

Laminate/Veneer Selections

ERG offers over 1000 standard laminate choices from Nevamar, Wilsonart, Formica and Pionite. Wood veneer is available in transparent stain colors - custom stain matching available.

Edge Selections

ERG offers a variety of table top edge materials of Multiply and PVC.

Table Base

Polished Chrome

OPTIONS

- CODE: SF - Powder Coat Color Finish



ROUND

MODEL / DESCRIPTION / LIST PRICING

MARLO ROUND OCCASIONAL TABLES

Model Number	Model Description	Table Top Size	Table Height	Base Spread	Shpg. Weight	LAMINATE TOP EDGE 3C	LAMINATE TOP EDGE 4D	LAMINATE TOP EDGE 6P	VENEER TOP EDGE 8P	SOLID SURFACE TOP
MAR18D	Occasional	18" dia.	20"	16"	12 lbs.	\$590	\$640	\$790	\$1030	CALL
MAR24D	Occasional	24" dia.	16"	22"	14 lbs.	\$795	\$865	\$965	\$1205	CALL
MAR24DT	Occasional	24" dia.	18"	22"	14 lbs.	\$835	\$905	\$1005	\$1245	CALL
MAR30D	Occasional	30" dia.	16"	28"	18 lbs.	\$955	\$1045	\$1175	\$1415	CALL



OPTIONS

Add upcharge to list price and code to model number

SF	Powder Coat Color (per base)	\$64
----	------------------------------	------



SQUARE



ALMOST SQUARE

MODEL / DESCRIPTION / LIST PRICING

MARLO SQUARE OCCASIONAL TABLES



SQUARE

Model Number	Model Description	Table Top Size	Table Height	Base Spread	Shpg. Weight	LAMINATE TOP EDGE 3C	LAMINATE TOP EDGE 4D	LAMINATE TOP EDGE 6P	VENEER TOP EDGE 8P	SOLID SURFACE TOP
MAR18S	Occasional	18" x 18"	20"	16"	12 lbs.	\$570	\$620	\$780	\$1020	CALL
MAR24S	Occasional	24" x 24"	16"	22"	16 lbs.	\$785	\$855	\$955	\$1195	CALL
MAR24ST	Occasional	24" x 24"	18"	22"	16 lbs.	\$825	\$895	\$995	\$1235	CALL
MAR30S	Occasional	30" x 30"	16"	28"	24 lbs.	\$940	\$1030	\$1165	\$1405	CALL

MARLO ALMOST SQUARE OCCASIONAL TABLES



ALMOST SQUARE

Model Number	Model Description	Table Top Size	Table Height	Base Spread	Shpg. Weight	LAMINATE TOP EDGE 3C	LAMINATE TOP EDGE 4D	LAMINATE TOP EDGE 6P	VENEER TOP EDGE 8P	SOLID SURFACE TOP
MAR18AS	Occasional	18" x 18"	20"	16"	12 lbs.	\$630	\$680	\$860	\$1150	CALL
MAR24AS	Occasional	24" x 24"	16"	22"	16 lbs.	\$865	\$935	\$995	\$1285	CALL
MAR24AST	Occasional	24" x 24"	18"	22"	16 lbs.	\$905	\$975	\$1035	\$1325	CALL
MAR30AS	Occasional	30" x 30"	16"	28"	24 lbs.	\$1025	\$1115	\$1205	\$1445	CALL

OPTIONS

Add upcharge to list price and code to model number

SF	Powder Coat Color (per base)	\$64
----	------------------------------	------



ALMOST TRIANGLE



EGG SHAPE

MODEL / DESCRIPTION / LIST PRICING

MARLO EGG SHAPE OCCASIONAL TABLES



EGG
SHAPE

Model Number	Model Description	Table Top Size	Table Height	Base Spread	Shpg. Weight	LAMINATE TOP EDGE 3C	LAMINATE TOP EDGE 4D	LAMINATE TOP EDGE 6P	VENEER TOP EDGE 8P	SOLID SURFACE TOP
MAREGG	Occasional	30" x 36"	14"	29.5"	20 lbs.	\$945	\$1035	\$1170	\$1410	CALL

MARLO ALMOST TRIANGLE OCCASIONAL TABLES



ALMOST
TRIANGLE

Model Number	Model Description	Table Top Size	Table Height	Base Spread	Shpg. Weight	LAMINATE TOP EDGE 3C	LAMINATE TOP EDGE 4D	LAMINATE TOP EDGE 6P	VENEER TOP EDGE 8P	SOLID SURFACE TOP
MARTRI	Occasional	31" x 32"	14"	29.5"	22 lbs.	\$975	\$1065	\$1095	\$1335	CALL

OPTIONS

Add upcharge to list price and code to model number

SF	Powder Coat Color (per base)	\$64
----	------------------------------	------

METROPOLIS SERIES

The Metropolis Series multipurpose stacking chairs are available in two versions each: Single piece plastic shell and fully upholstered shell. Frames are available in 4 leg. The Metropolis Hi-Rek plastic shell is UV impregnated and available in white.

HURRY!
QUANTITIES
LIMITED!



4-LEG STACKER



STACKING STOOL

ORDERING INFORMATION

To Order Please Specify:

- 1) Series Name
- 2) Model Number
- 3) Quantity
- 4) Hi-Rek Plastic Shell Color
- 5) Frame Color
- 6) Fabric Grade & Number
- 7) Optional Items
- 8) Shell Cutouts

METROPOLIS GENERAL SPECIFICATIONS

Shell

- Molded single piece shell made of durable Hi-Rek plastic, available in white.

Upholstery

- Fully upholstered shell is upholstered over .50" foam.
- Shell can be upholstered with choice of fabric, vinyl, crypton, leather or approved COM.

Frame

- Four Leg Models are .625" diameter, 14 gauge steel.

Glides

- Factory installed self leveling steel glides.

Stacking

- All models will stack 4 high on the floor.
- Metropolis chairs stack 16-18 high on a dolly.
- Upholstered Metropolis chairs stack 8-10 high on a dolly.

Features

- Metropolis Hi-Rek Shells offer easy cleaning.
- All Metropolis frame versions are specially designed as Wall Savers.

COLORS / FINISHES

Hi-Rek Shell Colors:

- White only

Frame Finish Colors:

- Standard powder coat colors.
- Optional polished chrome available with upcharge.

OPTIONS

- CODE: FR - CAL 133 (TB 133) Fire Retardant
- CODE: MB - Moisture Barrier
- CODE: CH - Counter Height (24" seat height)
- CODE: SH - Special Height (any custom height)
- CODE: PC - Polished Chrome Frame
- CODE: 2FO/C - Two Fabric Option (front - back)
- CODE: O2FO/C - Two Fabric Option (offset)

PLASTIC SHELL COLOR



WHITE

CHAIRS	WEIGHT LIMIT
Metal Legs	350 lbs.



TWO FABRICS



OFFSET TWO FABRICS

DIMENSIONS	Café Chair	Bar Stool
Seat Width:	17"	17"
Seat Depth:	15.5"	15.5"
Seat Height:	18.5"	31"
Back Height:	31.5"	44"
Overall Width:	21"	19.5"
Overall Depth:	20.5"	21"
Qty./Wt. per carton:	4 ea./50 lbs.	2 ea./50 lbs.



STACKING STOOLS

MODEL / DESCRIPTION / LIST PRICING



418 4-Leg Plastic Shell Stacking Chair

Chair
\$311

420 4-Leg Chair - Fully Upholstered

COM Yardage: 1.25 Yard

COM	GR1	GR2	GR3	GR4	GR5	GR6	GR7	GR8	GR9	GR10	LEA
\$553	\$591	\$615	\$640	\$665	\$692	\$719	\$748	\$778	\$809	\$841	\$995



430 Stacking Plastic Shell Bar Stool

Chair
\$441

432 Bar Stool - Fully Upholstered

COM Yardage: 1.25 Yard

COM	GR1	GR2	GR3	GR4	GR5	GR6	GR7	GR8	GR9	GR10	LEA
\$691	\$739	\$770	\$800	\$832	\$865	\$899	\$935	\$973	\$1012	\$1053	\$1244

OPTIONS

Add upcharge to list price and code to model number

FR	CAL 133 (TB 133) Fire Retardant per yard.	\$95	/yd.
MB	Moisture Barrier - Per Seat	\$72	
2FO/C	Two Fabric Option (frnt - bk)	\$52	
O2FO/C	Two Fabric Option (offset)	\$52	

CH	Counter Height (24" seat height)	\$30	
SH	Special Height (any custom height)	\$30	
PC	Polished Chrome - Chair	\$40	
PC	Polished Chrome - Bar Stool	\$61	

MINGLE

The Mingle tables have multiple fun shapes that allow you a variety of configurations for any fun learning space. Mingle tables move up or down with pin-set legs, can gather for group tables for collaborative learning or separate into single tables, for personal use. It offers options like casters, ganging and power/data to give you the adaptability that works right for your space.



BOOMER



BOWED TRAPEZOID



TILTED SQUARE



ROUND



SQUARE



RECTANGLE

ORDERING INFORMATION

- 1) Series Name
- 2) Model Number
- 3) Size
- 4) Quantity
- 5) Laminate Selection and No.
- 6) Edge Style Code and Color
- 7) Optional Items

FINISHES

Laminate Selections

ERG offers over 1000 standard laminate choices from Nevamar, Wilsonart, Formica and Pionite.

Table Edges

All corners have a radius edge.

Edges available are:

- 2B (3MM solid colors)
- 3A (3MM woodgrain colors)
- 4B (exposed multi-ply flat).

Table Leg Finish

Mingle table legs have a brushed aluminum outer sleeve with a polished chrome inner adjustable lower leg.

TABLE TOP SPECIFICATIONS

- Table Top** Table top core is CARB Compliant 1.25" particle board. Laminate and phenolic backing are glued with water based adhesives. Tops have radius corners.
- Table Height** Table height range is 24" to 32" with glides, 26" to 34" with casters.
- Legs** The Mingle offers adjustable tubular steel upper leg in brushed aluminum with a 2" diameter chrome lower. Adjustable height legs include a positive locking device that employ two set screws to secure the lower leg. These are adjustable via the included Allen-head setscrew and wrench.
- Plate** 5-3/8" x 5-3/8" triangle and it is 1/8" thick.
- Glides** All legs come standard with premium ABS plastic adjustable glides. Standard with Wire management.
- Casters** All models available with optional 2" dia. premium smooth rolling black plastic locking casters. Wire management not available.
- Assembly** Mingle base is a completely welded one piece outer sleeve with pin adjustable insert, no tie-rod assembly. The top plate is welded to the vertical column. Leg mounts to tabletop with 1/4-20 machine screws into metal inserts in top; NO WOOD SCREWS ARE USED.

OPTIONS AND ADJUSTMENT

- CODE: GD - Ganging
- CODE: CAS2 - 2" Casters


DETAIL



PIN HEIGHT ADJUSTMENT DETAIL



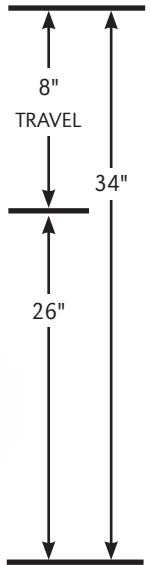
ADJUSTABLE GLIDES



OPTIONAL MOBILE LOCKING CASTERS

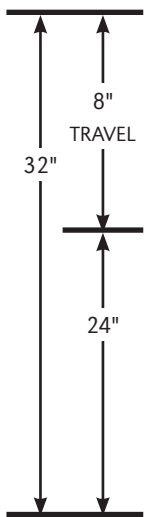
CASTERS: TABLE HEIGHT RANGE

Adjustable in 1" increments.
NOTE: HEIGHT INCLUDES 1.25" TABLE TOP



GLIDE: TABLE HEIGHT RANGE

Adjustable in 1" increments.
NOTE: HEIGHT INCLUDES 1.25" TABLE TOP



MODEL / DESCRIPTION / LIST PRICING

MINGLE | TILTED SQUARE



Model Number	Table Top Size	Shpg. Wght	Legs	LAMINATE TOP EDGES		
				2B	3A	4B
MGLTSQ	36 X 52	85	4	\$885	\$1040	\$1173

MINGLE | BOWED TRAPEZOID

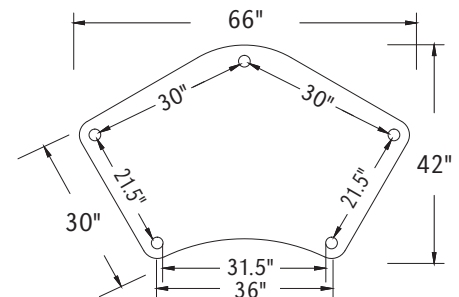
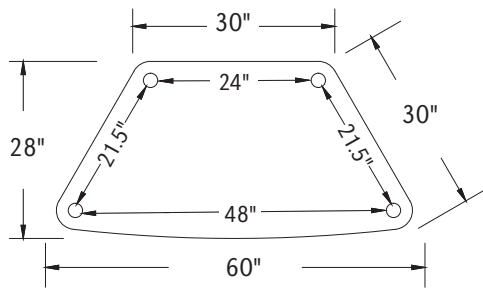
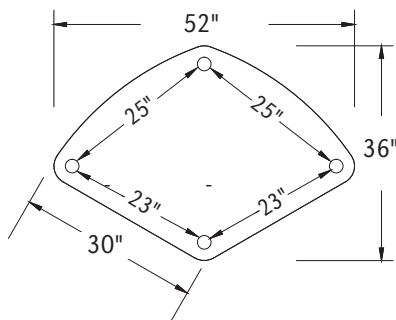


Model Number	Table Top Size	Shpg. Wght	Legs	LAMINATE TOP EDGES		
				2B	3A	4B
MGLTZD	28 X 60	90	4	\$898	\$1056	\$1191

MINGLE | BOOMER



Model Number	Table Top Size	Shpg. Wght	Legs	LAMINATE TOP EDGES		
				2B	3A	4B
MGLBMR	42 X 66	102	5	\$1086	\$1270	\$1428



OPTIONS

Add upcharge to list price and code to model number

CAS2	2" Casters	\$27	ea.	GD	Ganging per table	\$101
------	------------	------	-----	----	-------------------	-------

MODEL / DESCRIPTION / LIST PRICING



MINGLE | ROUND TOP

Model Number	Table Top Size	Shpg. Wght	Legs	LAMINATE TOP EDGES		
				2B	3A	4B
MGL36D	36" Dia.	58	4	\$721	\$820	\$904
MGL42D	42" Dia.	72	4	\$856	\$1000	\$1124
MGL48D	48" Dia.	88	4	\$989	\$1164	\$1313



MINGLE | SQUARE TOP

Model Number	Table Top Size	Shpg. Wght	Legs	LAMINATE TOP EDGES		
				2B	3A	4B
MGL36S	36" Sq.	72	4	\$721	\$820	\$904
MGL42S	42" Sq.	90	4	\$877	\$1021	\$1145

OPTIONS

Add upcharge to list price and code to model number

CAS2	2" Casters	\$27	ea.	GD	Ganging per table	\$101	
------	------------	------	-----	----	-------------------	-------	--

MODEL / DESCRIPTION / LIST PRICING

MINGLE | RECTANGLE TOP



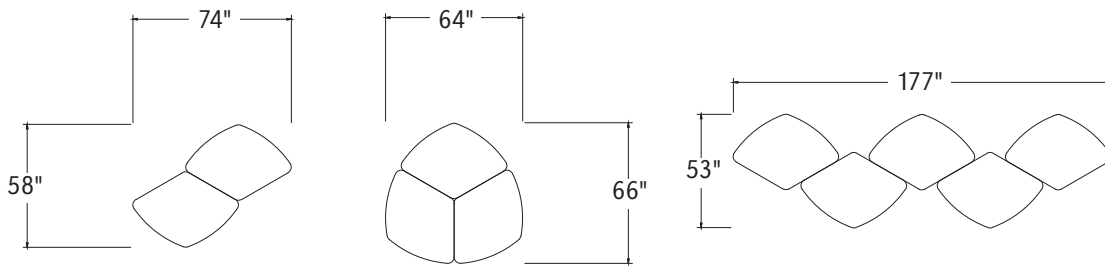
Model Number	Table Top Size	Shpg. Wght	Legs	LAMINATE TOP EDGES		
				2B	3A	4B
MGL2436	24 X 36	61	4	\$679	\$764	\$837
MGL2448	24 X 48	70	4	\$713	\$809	\$892
MGL2460	24 X 60	79	4	\$747	\$855	\$947
MGL2472	24 X 72	88	4	\$844	\$963	\$1066
MGL3036	30 X 36	68	4	\$710	\$805	\$887
MGL3048	30 X 48	79	4	\$751	\$860	\$953
MGL3060	30 X 60	90	4	\$792	\$915	\$1020
MGL3072	30 X 72	102	4	\$897	\$1033	\$1150
MGL3648	36 X 48	88	4	\$798	\$923	\$1029
MGL3660	36 X 60	102	4	\$846	\$987	\$1108
MGL3672	36 X 72	115	4	\$958	\$1115	\$1249

OPTIONS

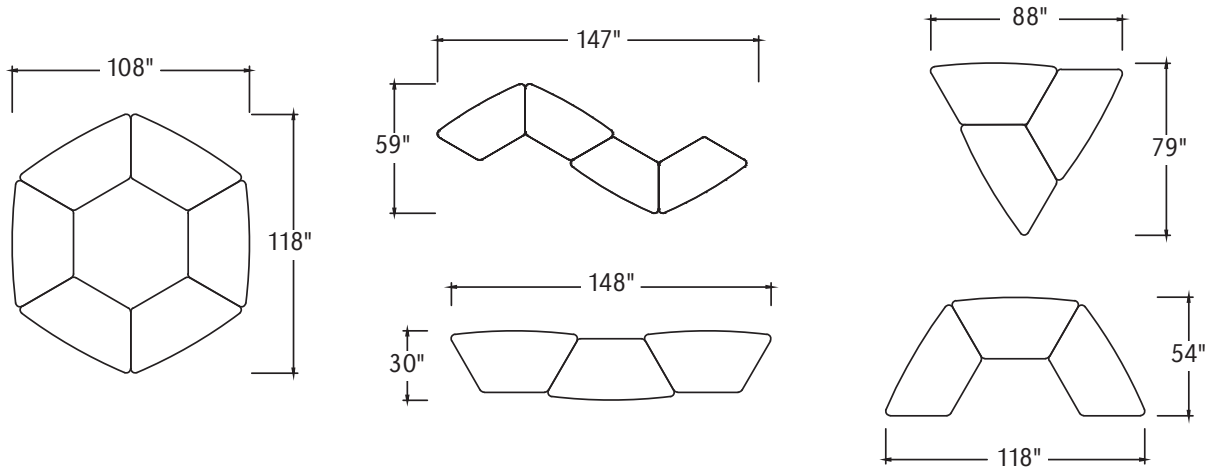
Add upcharge to list price and code to model number

CAS2	2" Casters	\$27	ea.	GD	Ganging per table	\$101	
------	------------	------	-----	----	-------------------	-------	--

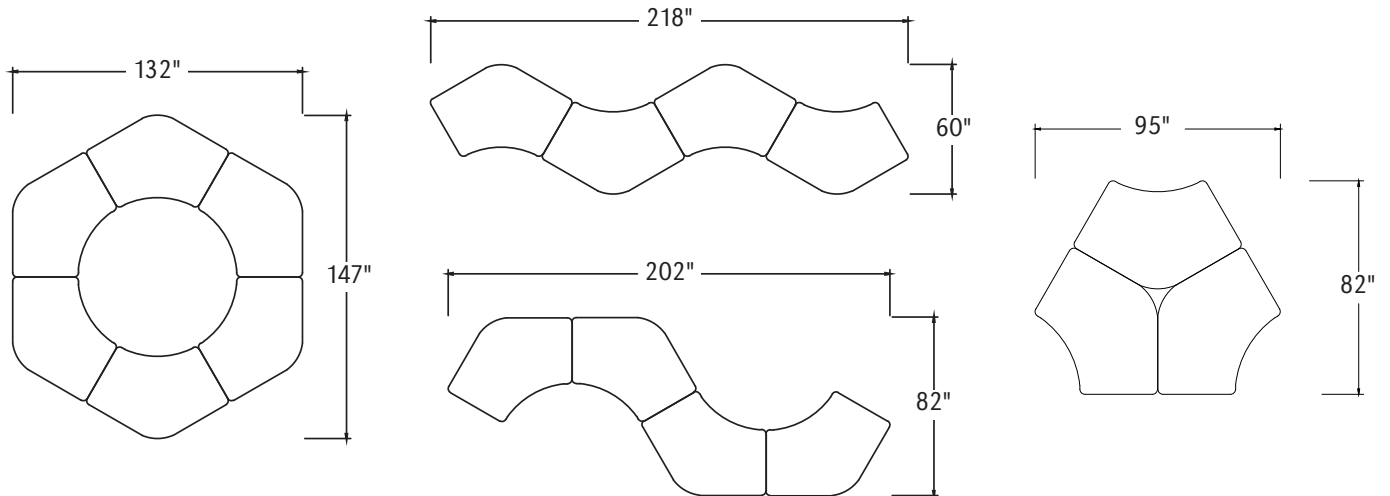
TILTED SQUARE



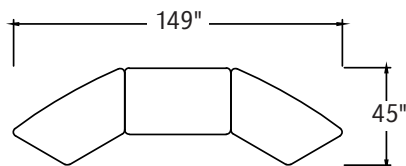
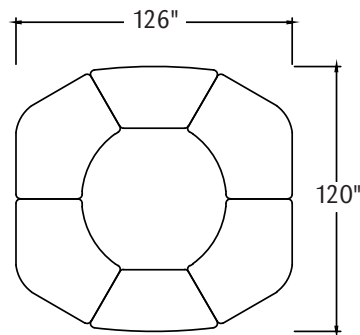
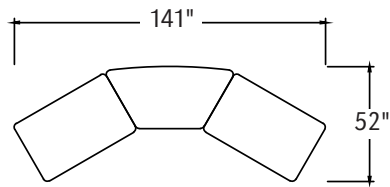
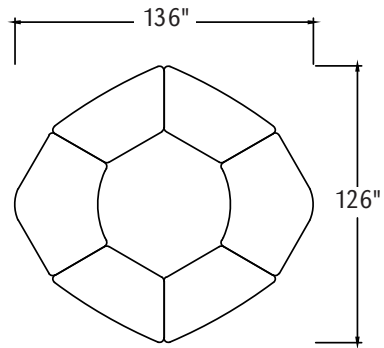
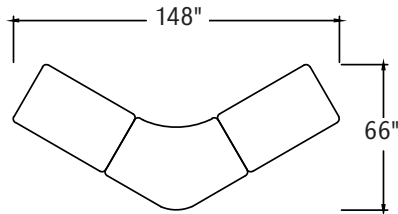
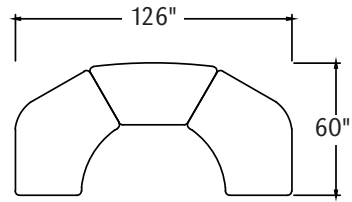
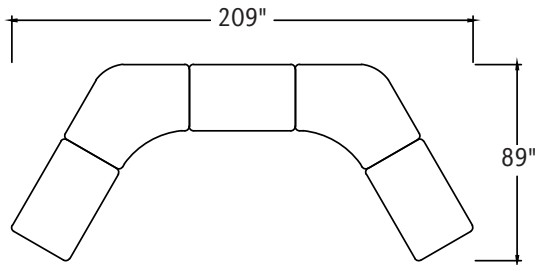
TRAPEZOID



BOOMER



MULTI-SHAPED CONFIGURATIONS





FIXED LAMINATE MODESTY PANEL

Modesty Panels are 8" wide by .75" thick by 36", 42", 48", 60", 72", 84" or 96" in length. Panels manually attach to underside of table tops with "L" brackets and are secured with 2 finger knobs. Modesty panels are covered with choice of laminate. Custom sizes are available.



FIXED METAL MODESTY PANEL

Modesty Panels are 9" wide by 48", 60" or 72" in length. Panels attach to underside of table tops with machine screws (no wood screws are used). These stylish metal panels are available in all of our standard powder coat finish colors to complement your space.

NOTE: When using power/data with the metal modesty panel, the power unit will be set back at least 5" from the panel side table edge.

MODEL / DESCRIPTION / LIST PRICING

MODESTY PANEL | PERFORATED METAL

Model Number	Panel Size	Shpg. Wght	Perforated Pattern
MMP48	9" X 48"	8	\$278
MMP60	9" X 60"	9	\$319
MMP72	9" X 72"	10	\$368

MODESTY PANEL | LAMINATE

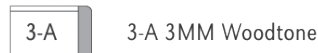
Model Number	Panel Size	Shpg. Wght	GRP 2	GRP 3	GRP 4
RMP36	8" X 36"	32	\$236	\$283	\$332
RMP42	8" X 42"	38	\$270	\$321	\$376
RMP48	8" X 48"	42	\$336	\$402	\$475
RMP60	8" X 60"	47	\$371	\$440	\$523
RMP72	8" X 72"	49	\$431	\$515	\$611
RMP84	8" X 84"	54	\$501	\$621	\$737
RMP96	8" X 96"	59	\$517	\$644	\$762

LAMINATE PANEL EDGES

Group 2




Group 3



Group 4





FLIP-TOP MESH MODESTY PANEL

Flip Modesty Panels are 10" with a 7" wide mesh cable pocket with Velcro closing strips. Available in 48", 60" or 72" lengths. Flip Modesty Panels are typically used on the Brandon Series folding tables. Panels swing freely and are secured to bottom of table top with clamps. Black is the only color available on mesh flip modesty panels

MODEL / DESCRIPTION / LIST PRICING

MODESTY PANEL | MESH | FLIP

*Mesh Flip Modesty Panel comes in black only

Model Number	Panel Size	Shpg. Wght	MESH
FMMP48	10" X 48"	4	\$260
FMMP60	10" X 60"	5	\$286
FMMP72	10" X 72"	6	\$335

MODESTY PANEL | LAMINATE | FLIP

Model Number	Panel Size	Shpg. Wght	GRP 2	GRP 3	GRP 4
FMP36	8" X 36"	32	\$299	\$335	\$379
FMP42	8" X 42"	38	\$325	\$368	\$414
FMP48	8" X 48"	42	\$383	\$437	\$499
FMP60	8" X 60"	47	\$409	\$470	\$535
FMP72	8" X 72"	49	\$461	\$530	\$652
FMP84	8" X 84"	54	\$534	\$619	\$714
FMP96	8" X 96"	59	\$551	\$638	\$741

LAMINATE PANEL EDGES

Group 2



2-B 3MM PVC

Group 3



3-A 3MM Woodtone

Group 4



4-A 3MM Maple Wood

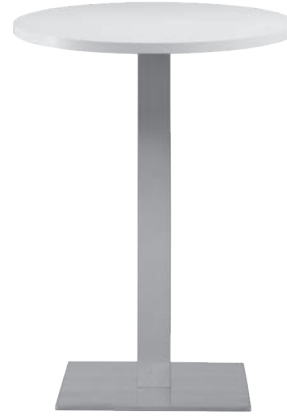
MONACO

Monaco Series features a square stainless steel column with a stainless steel base. This series is an ERG economically priced offering.

STAINLESS STEEL



MONACO LAMINATE TOP



MONACO BAR HEIGHT ROUND TOP

ORDER INFORMATION

- | | |
|-----------------|-------------------------------|
| 1) Series Name | 5) Laminate Selection and No. |
| 2) Model Number | 6) Edge Style Code and Color |
| 3) Size | 7) Optional Items |
| 4) Quantity | |

MONACO CAFÉ BASE SPECIFICATIONS

Monaco Base

Table Height	Table height is 29" to 30" depending on table top specified. Bar Height table is 42".
Column	3.15" square stainless steel #201.
Base	Square stainless steel #201. Base spread is 17", 22" or 24"
Plate	12" X 12" square 14" X 14" square
Spider	Depending on size of tabletop: 13" X 13" square 24" x 24" square
Glides	Adjustable glides
Assembly	Base mounts to tabletop with ¼-20 x 1" machine screws into metal inserts in top. NO WOOD SCREWS ARE USED.

FINISHES

Table Base

Stainless steel #201 finish is standard. Optional standard powder coat colors are available.

Laminate/Veneer Selections

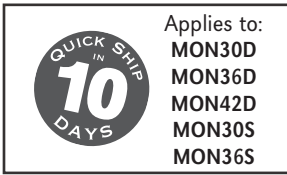
ERG offers over 1000 standard laminate choices from Nevamar, Wilsonart, Formica and Pionite. Wood veneer is available in transparent stain colors - custom stain matching available.

Special Edge Note:

Square tables using PVC T-edge will have a 2" radius on all corners. When ganging or butting tables together, ERG recommends using 3MM flat edge or flat wood edge.

OPTIONS

- CODE: SF - Powder Coat finish in choice of standard colors
- CODE: GD - Ganging
- CODE: STH - Special Table Height, for any table height other than 29" or bar-height
- CODE: ULW - Ultra Lightweight Top
- CODE: RAD - 3" Radius Corners for 3MM Edge



MODEL / DESCRIPTION / LIST PRICING

MONACO | CAFÉ | ROUND | STAINLESS STEEL BASE

●
ROUND

Model Number	Table Top Size	Shpg. Wght.	Base Spread	LAMINATE TOP ASSORTED EDGES							VENEER TOP	
				GRP 1	GRP 2	GRP 3	GRP 4	GRP 5	GRP 6	GRP 7	GRP 8	GRP 9
MON24D	24" Dia.	60	17"	\$573	\$584	\$663	\$731	\$865	\$979	\$1112	\$1326	\$1542
MON30D	30" Dia.	63	17"	\$689	\$703	\$808	\$897	\$1075	\$1224	\$1402	\$1616	\$1845
MON36D	36" Dia.	73	22"	\$773	\$790	\$916	\$1025	\$1242	\$1421	\$1637	\$1834	\$2062
MON42D	42" Dia.	108	22"	\$965	\$990	\$1155	\$1296	\$1575	\$1811	\$2093	\$2308	\$2575
MON48D	48" Dia.	117	22"	\$1120	\$1147	\$1346	\$1517	\$1858	\$2140	\$2481	\$2692	\$2974

MONACO | CAFÉ | SQUARE | STAINLESS STEEL BASE

■
SQUARE

Model Number	Table Top Size	Shpg. Wght.	Base Spread	LAMINATE TOP ASSORTED EDGES							VENEER TOP	
				GRP 1	GRP 2	GRP 3	GRP 4	GRP 5	GRP 6	GRP 7	GRP 8	GRP 9
MON24S	24" Sq.	38	17"	\$571	\$582	\$663	\$733	\$873	\$989	\$1130	\$1327	\$1531
MON2430S	24x30 Sq.	74	17"	\$610	\$623	\$720	\$800	\$963	\$1101	\$1264	\$1437	\$1632
MON30S	30" Sq.	74	17"	\$678	\$693	\$797	\$886	\$1063	\$1214	\$1394	\$1594	\$1814
MON36S	36" Sq.	92	22"	\$784	\$801	\$932	\$1044	\$1265	\$1451	\$1672	\$1862	\$2089
MON42S	42" Sq.	135	22"	\$1031	\$1055	\$1220	\$1360	\$1640	\$1876	\$2157	\$2436	\$2755
MON48S	48" Sq.	132	24"	\$1314	\$1348	\$1589	\$1796	\$2209	\$2553	\$2967	\$3182	\$3490

OPTIONS

Add upcharge to list price and code to model number

SF	Powder Coat finish - in standard colors	\$64	per base	ULW	Ultra Lightweight Top	\$201	
GD	Ganging per table	\$101		RAD	3" Radius Corners for 3MM Edge	\$212	per table
STH	Special Table Height, other than 29" or 42"	\$159	per base				



MODEL / DESCRIPTION / LIST PRICING

MONACO | CAFÉ | RECTANGLE | STAINLESS STEEL BASE

RECTANGLE

Model Number	Table Top Size	Shpg. Wght.	Base Spread	LAMINATE TOP ASSORTED EDGES							VENEER TOP	
				GRP 1	GRP 2	GRP 3	GRP 4	GRP 5	GRP 6	GRP 7	GRP 8	GRP 9
MON2448	24x48 Sq.	70	2-17"	\$932	\$952	\$1082	\$1195	\$1420	\$1607	\$1831	\$2163	\$2505
MON2460	24x60 Sq.	79	2-17"	\$973	\$995	\$1140	\$1265	\$1516	\$1722	\$1972	\$2280	\$2608
MON3048	30x48 Sq.	79	2-17"	\$970	\$990	\$1135	\$1258	\$1507	\$1714	\$1961	\$2271	\$2600
MON3060	30x60 Sq.	90	2-17"	\$1027	\$1052	\$1217	\$1359	\$1640	\$1877	\$2159	\$2432	\$2746

Note: When optional base finish is required, please multiply upcharge by 2 for tables supported with an extra base.

MONACO | BAR HEIGHT | ROUND | STAINLESS STEEL BASE

ROUND

Model Number	Table Top Size	Shpg. Wght.	Base Spread	LAMINATE TOP ASSORTED EDGES							VENEER TOP	
				GRP 1	GRP 2	GRP 3	GRP 4	GRP 5	GRP 6	GRP 7	GRP 8	GRP 9
MONH24D	24" Dia.	65	17"	\$696	\$708	\$787	\$853	\$988	\$1102	\$1235	\$1572	\$1886
MONH30D	30" Dia.	70	17"	\$812	\$826	\$931	\$1021	\$1199	\$1347	\$1525	\$1861	\$2190
MONH36D	36" Dia.	75	22"	\$933	\$952	\$1077	\$1186	\$1401	\$1582	\$1797	\$2156	\$2511

MONACO | BAR HEIGHT | SQUARE | STAINLESS STEEL BASE

SQUARE

Model Number	Table Top Size	Shpg. Wght.	Base Spread	LAMINATE TOP ASSORTED EDGES							VENEER TOP	
				GRP 1	GRP 2	GRP 3	GRP 4	GRP 5	GRP 6	GRP 7	GRP 8	GRP 9
MONH36S	36" Sq.	80	24"	\$889	\$909	\$1039	\$1149	\$1372	\$1558	\$1781	\$2078	\$2390

OPTIONS

Add upcharge to list price and code to model number

SF	Powder Coat finish - in standard colors	\$64	per base	ULW	Ultra Lightweight Top	\$201	
GD	Ganging per table	\$101		RAD	3" Radius Corners for 3MM Edge	\$212	per table
STH	Special Table Height, other than 29" or 42"	\$159	per base				



RECTANGLE
CONFERENCE TABLE

ORDER INFORMATION

- | | |
|-----------------|------------------------------|
| 1) Series Name | 5) Laminate/Veneer Selection |
| 2) Model Number | 6) Edge Choice |
| 3) Size | 7) Optional Items |
| 4) Quantity | |

MONACO CONFERENCE SPECIFICATIONS

Conference Base

- Table Height** Table height is 29" to 30" depending on table top specified.
- Column** 3.15" square stainless steel #201.
- Base** Square stainless steel #201. Base spread is 22" or 24"
- Glides** Adjustable glides
- Assembly** Base mounts to tabletop with 1/4-20 x 1" machine screws into metal inserts in top.
NO WOOD SCREWS ARE USED.

FINISHES

Table Base

Stainless steel #201 finish is standard. Optional standard powder coat colors are available.

Laminate/Veneer Selections

ERG offers over 1000 standard laminate choices from Nevamar, Wilsonart, Formica and Pionite. Wood veneer is available in transparent stain colors - custom stain matching available.

Special Edge Note:

Square tables using PVC T-edge will have a 2" radius on all corners. When ganging or butting tables together, ERG recommends using 3MM flat edge or flat wood edge.

OPTIONS

- CODE: SF - Powder Coat finish in choice of standard colors
- CODE: GD - Ganging per table
- CODE: CRT - Racetrack table top
- CODE: COT - Elliptical Table top
- CODE: CBT - Boat table top
- CODE: STH - Special Table Height, for any table height other than 29" or bar-height
- CODE: RAD - 3" Radius Corners for 3MM Edge
- CODE: CAT - Almost Rectangle Table Top.



RACETRACK
TABLE TOP OPTION

MODEL / DESCRIPTION / LIST PRICING

MONACO | CONFERENCE | RECTANGLE

	Model Number	Table Top Size	Shpg. Wght.	Base Spread	LAMINATE TOP ASSORTED EDGES							VENEER TOP	
					GRP 1	GRP 2	GRP 3	GRP 4	GRP 5	GRP 6	GRP 7	GRP 8	GRP 9
RECTANGLE	MONC4272	42 X 72	129	2-22"	\$2547	\$2599	\$2952	\$3256	\$3859	\$4367	\$4973	\$6776	\$7636
	MONC4284	42 X 84	144	2-22"	\$2647	\$2702	\$3081	\$3404	\$4052	\$4592	\$5242	\$7076	\$7935
	MONC4296	42 X 96	160	2-22"	\$2717	\$2774	\$3180	\$3526	\$4215	\$4791	\$5484	\$7314	\$8148
	MONC4872	48 X 72	142	2-22"	\$2606	\$2658	\$3033	\$3355	\$3994	\$4530	\$5170	\$6973	\$7813
	MONC4884	48 X 84	160	2-22"	\$2883	\$2941	\$3341	\$3685	\$4375	\$4950	\$5639	\$7674	\$8640
	MONC4896	48 X 96	178	2-22"	\$2961	\$3023	\$3454	\$3822	\$4559	\$5174	\$5910	\$7942	\$8882
	MONC48108*	48 X 108	196	3-22"	\$3155	\$3219	\$3677	\$4070	\$4854	\$5511	\$6295	\$8457	\$9457
	MONC48120*	48 X 120	214	3-22"	\$3234	\$3304	\$3790	\$4207	\$5040	\$5734	\$6566	\$8727	\$9700
	MONC48144*	*48 X 144	250	3-22"	\$3787	\$3865	\$4406	\$4872	\$5801	\$6573	\$7503	\$10128	\$11353
	MONC6096	60 X 96	214	2-24"	\$3339	\$3408	\$3892	\$4307	\$5136	\$5827	\$6656	\$8950	\$10013
	MONC60108*	60 X 108	237	3-24"	\$3495	\$3568	\$4086	\$4529	\$5418	\$6157	\$7044	\$9402	\$10477
	MONC60120*	60 X 120	259	3-24"	\$3676	\$3755	\$4307	\$4780	\$5728	\$6516	\$7462	\$9917	\$11025
	MONC60144*	*60 X 144	304	3-24"	\$4405	\$4494	\$5115	\$5646	\$6713	\$7598	\$8664	\$11750	\$13206

* Asterisk after model number indicates 2 piece tops with center seam for tables over 96" and longer

Note: Other sizes are available, please call ERG Customer Service.

OPTIONS

Add upcharge to list price and code to model number

SF	Powder Coat finish - in standard colors	\$64	per base
GD	Ganging per table	\$101	
CRT	Racetrack table top	add 20%	
COT	Elliptical table top	add 20%	

CBT	Boat table top	add 25%	
STH	Special Table Height, other than 29" or 42"	\$159	per base
RAD	3" Radius Corners for 3MM Edge	\$212	per table
CAT	Almost Rectangle table top	add 25%	

MUFFET OTTOMAN

The Muffet is ideal for children's areas and seating. Muffet is available in full round only.



MUFFET WITH TWO FABRIC OPTION

ORDERING INFORMATION

- To Order Please specify:**
- 1) Series Name
 - 2) Model Number
 - 3) Quantity
 - 4) Fabric Grade and Number
 - 5) Laminate Choice (Optional Plinth)
 - 6) Optional Items/Finishes

PUFFET GENERAL SPECIFICATIONS

Frame Construction

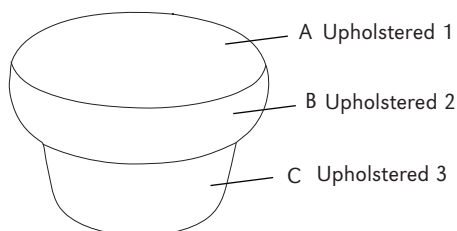
Frame assembly is constructed of multi-ply hardwood, with tongue and groove construction. All foam is fully bonded to frame. Seat cushions are 5" graded high resiliency (H.R.) block foam, covered entirely with special bonded polyester fiber to protect final upholstery. No sag-springs are installed in along with interlocking helicoil springs to prevent sagging and provide additional seat support.

Upholstery

Seat is covered in choice of fabric, vinyl, crypton, leather or COM. (For matching patterned fabric allow 15% more yardage.) ERG uses only water based glues and adhesives in our upholstery process.

OPTIONS

- CODE: FR - CAL 133 (TB 133) Fire Retardant
- CODE: MB - Moisture Barrier
- CODE: SBH - Special Height
- CODE: 2FO - Two Fabric Option
- CODE: 3FO - Three Fabric Option



Due to fabric design options it is necessary to include with your order a **sketch/layout** to specify which fabric is to be used on each area of the Muffet/Puffet. Use the callouts shown to define fabric areas in your sketch.

SOFT SEATING	WEIGHT LIMIT
1 Seat	500 lbs.

DIMENSIONS	Muffet
Overall Depth:	24"
Overall Width:	24"
Overall Height:	15"
Qty./Wt.:	1 ea./36 lbs.



MUFFET OTTOMAN

MODEL / DESCRIPTION / LIST PRICING



1353 Muffet Full Round Ottoman 24" Dia.

COM Yardage: Total: 3.5 Yds. / Top: 2 Yds. / Base: 1.5 Yds.

COM	GR1	GR2	GR3	GR4	GR5	GR6	GR7	GR8	GR9	GR10	LEA
\$1112	\$1190	\$1237	\$1286	\$1339	\$1393	\$1448	\$1506	\$1567	\$1628	\$1694	\$2001

OPTIONS

Add upcharge to list price and code to model number

FR	CAL 133 (TB 133) Fire Retardant per yard	\$95	/yd.
MB	Moisture Barrier - per seat	\$133	
2FO	Two fabric option	\$104	

3FO	Three fabric option	\$157	
SBH	Special Height	\$313	

HIGH PRESSURE LAMINATES
LPS
available on Mylo

MYLO SERIES

The Mylo Series chairs have a multiply Beech wood shell available with upholstered inserts. Mylo is available in chair and stool heights and demi back stools.

ORDERING INFORMATION

To Order Please Specify:

- 1) Series Name
- 2) Model Number
- 3) Quantity
- 4) Wood Stain Finish Color
- 5) Optional Frame Color
- 6) Fabric Grade & Number
- 7) Optional Items
- 8) Back Cutouts
- 9) Engraving
- 10) **LPS** (Laminate Plywood Seating)

MYLO GENERAL SPECIFICATIONS

Shell

- One-piece contoured wood shell made of .50" thick, multi-ply Beech wood.
- Backs are offered with handgrip cut out.
- Shells are available in transparent wood stain colors or natural finish.

Upholstery

- Seat insert is upholstered over 1" foam.
- Seat can be upholstered with choice of fabric, vinyl, crypton, leather or approved COM.

Frame

- Chair frames are made of .625" diameter, 13 gauge steel tubing with hand brazed welds.
- Frames are available in café, bar stool and counter stool heights in polished chrome finish.

Glides

- Factory installed self leveling steel glides.

Stacking

- Chair and stool design stacks 4 high on the floor
- Chairs stack up to 6 on a dolly.



SOLID BACK



HAND GRIP CUTOUT



SIDE CHAIR UPHOLSTERED SEAT INSERT

TALL BACK BAR STOOL

COLORS / FINISHES

Wood Stain Finish Colors:

Standard wood stain colors.

Frame Finish Colors:

Polished chrome is standard.

Standard optional powder coat colors available with upcharge.

OPTIONS

- CODE: FR - CAL 133 (TB 133) Fire Retardant
 - CODE: MB - Moisture Barrier
 - CODE: CH - Counter Height (24" seat height)
 - CODE: SH - Specialty Height (any custom height)
 - CODE: SF - Powder Coat Frame
 - CODE: HG - Hand Grip Cutout Design Back
 - CODE: ENG - Laser Engraving
 - CODE: TT - Two Tone Stains
 - CODE: LPS - Laminate Plywood Seating
- NOTE: Laminate seats (LPS) requires minimum 15 chair order**

CHAIRS	WEIGHT LIMIT
Metal Legs	350 lbs.

DIMENSIONS	Chair
Seat Width:	18"
Seat Depth:	15"
Seat Height:	18.25"
Back Height:	33"
Overall Width:	20"
Overall Depth:	21"
Qty./Wt. per carton:	3 ea./40 lbs.



SIDE CHAIR



OPTIONAL DBC-PALM

MODEL / DESCRIPTION / LIST PRICING



1300 Wood Chair - Natural Stain Only



Chair
\$350

1300/SI Wood Chair - Natural Stain Only with Upholstered Seat Insert

COM Yardage: .75 Yard

COM	GR1	GR2	GR3	GR4	GR5	GR6	GR7	GR8	GR9	GR10	LEA
\$446	\$478	\$498	\$518	\$539	\$560	\$582	\$606	\$630	\$655	\$682	\$806



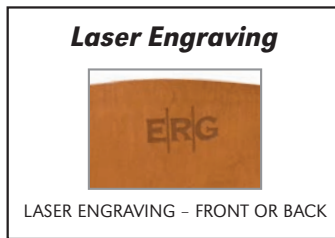
1302 Wood Chair - All Standard Stains

Chair
\$438

1302/SI Wood Chair - Upholstered Seat Insert

COM Yardage: .75 Yard

COM	GR1	GR2	GR3	GR4	GR5	GR6	GR7	GR8	GR9	GR10	LEA
\$539	\$576	\$599	\$622	\$648	\$673	\$701	\$729	\$757	\$788	\$820	\$969



OPTIONS

Add upcharge to list price and code to model number

FR	CAL 133 (TB 133) Fire Retardant per yard.	\$95	/yd.
MB	Moisture Barrier - Per Seat	\$72	
SF	Powder Coat Color Finish - 4-Leg Chair	\$40	
SF	Powder Coat Color Finish - Bar Stool	\$61	
HG	Hand Grip Cutout Design Back	\$80	

ENG	Laser Engraving Back Design*	\$90	
TT	Two Tone Wood Stains	\$80	
LPS	Laminate Plywood Seating**	Call	

*One time setup fee of \$260. Minimum 12 chairs (of same design and series)

**Laminate seats (LPS) requires minimum 15 chair order

DIMENSIONS	Demi Back Stool	Tall Back Stool
Seat Width:	18"	18"
Seat Depth:	15"	15"
Seat Height:	30"	30"
Back Height:	36"	44"
Overall Width:	20"	20"
Overall Depth:	20"	20"
Qty./Wt. per carton:	3 ea./45 lbs.	3 ea./62 lbs.



BAR STOOL WITH DBC OPTION



DEMI BACK BAR STOOL

MODEL / DESCRIPTION / LIST PRICING



1301 Tall Back Bar Stool - Natural Stain Only

Chair
\$503



1301/SI Tall Back Bar Stool - Natural Stain Only with Upholstered Seat Insert

COM Yardage: 0.75 Yard

COM	GR1	GR2	GR3	GR4	GR5	GR6	GR7	GR8	GR9	GR10	LEA
\$604	\$646	\$671	\$698	\$727	\$755	\$785	\$816	\$849	\$883	\$919	\$1086



1304 Tall Back Bar Stool - All Standard Stains

Chair
\$584

1304/SI Tall Back Bar Stool with Upholstered Seat Insert

COM Yardage: 0.75 Yard

COM	GR1	GR2	GR3	GR4	GR5	GR6	GR7	GR8	GR9	GR10	LEA
\$679	\$727	\$755	\$785	\$817	\$851	\$884	\$920	\$957	\$995	\$1035	\$1222



1306 Demi Back Bar Stool - All Standard Stains

Chair
\$660

1306/SI Demi Back Bar Stool with Upholstered Seat Insert

COM Yardage: 0.75 Yard

COM	GR1	GR2	GR3	GR4	GR5	GR6	GR7	GR8	GR9	GR10	LEA
\$755	\$808	\$841	\$874	\$908	\$945	\$983	\$1022	\$1063	\$1106	\$1150	\$1359

OPTIONS

Add upcharge to list price and code to model number

FR	CAL 133 (TB 133) Fire Retardant per yard.	\$95	/yd.
MB	Moisture Barrier - Per Seat	\$72	
CH	Counter Height (24" seat height)	\$30	
SH	Specialty Height (any custom height)	\$30	
SF	Powder Coat Color Finish - 4-leg chair	\$40	

SF	Powder Coat Color Finish - Bar Stool	\$61	
HG	Hand Grip Cutout Design Back	\$80	
ENG	Laser Engraving Back Design*	\$90	
TT	Two Tone Wood Stains	\$80	
LPS	Laminate Plywood Seating**	Call	

*One time setup fee of \$260. Minimum 12 chairs (of same design and series)

**Laminate seats (LPS) requires minimum 15 chair order



NAPOLI TABLE OF CONTENTS

Napoli Banquettes	2
Napoli Café and Bar Height Tables	7

NAPOLI SERIES

The Napoli Banquette series has several standard upholstery designs and includes a table series. Seats and backs can be upholstered with matching fabrics, or choose an optional two tone or vinyl and fabric combination to match any color scheme.



ORDERING INFORMATION

- | | |
|--------------------------|----------------------------------|
| 1) Series Name | 6) Contrasting Fabrics |
| 2) Model Number | 7) Back Fabric Design Options |
| 3) Size | 8) Plinth Base Finish |
| 4) Quantity | 9) Panel Laminate/Edge Selection |
| 5) Fabric Grade & Number | 10) Optional Items |

NAPOLI BANQUETTE SPECIFICATIONS

Upholstery

Seat and back are covered in choice of fabric, vinyl, crypton, leather or COM. All foam is fully bonded to frame. Seat cushions are 5" graded high resiliency (H.R.) block foam with back 2.5" (H.R.) foam. Seats and backs are covered entirely with special bonded polyester fiber to protect final upholstery. ERG uses only water based glues and adhesives in our upholstery process.

Frame Construction

Frame assembly is constructed of multi-ply hardwood, with tongue and groove construction. No sag-springs are installed in seat & back along with interlocking helicoil springs to prevent sagging and provide additional lower back and seat support.

Plinth Base

The plinth base is available in a choice of laminate or unfinished so that you can add your own cove base or carpet.

Anchoring


Napoli dining benches are easy to anchor to the floor. Floor mount instructions can be provided by customer service. Hardware for anchoring bench to the floor is not included.

Note:

Please allow extra fabric for repeat design.



STANDARD BANQUETTE COMES WITH A FLUSH PLINTH BASE ON SIDES FOR GANGING, AND RECESSED FRONT.



OPTIONAL RECESSED PLINTH BASE AVAILABLE, ON ONE OR TWO SIDES.


COLORS / FINISHES

Back Designs

Split and V-designs for the back are included in the list price.

OPTIONS

- CODE: FR - CAL 133 (TB 133) Fire Retardant
- CODE: MB -Moisture Barrier (up to 60" overall width)
- CODE: MB60 -Moisture Barrier (over 60" overall width)
- CODE: MBB -Moisture Barrier (up to 60" overall width Back-to-Back)
- CODE: MBB60 -Moisture Barrier (over 60" overall width Back-to-Back)
- CODE: 2FO - Two Fabric Option
- CODE: 3FO - Three Fabric Option
- CODE: 4FO - Four Fabric Option
- CODE: USS - Under Seat Fully Lined Storage
- CODE: CO - Clean Out (overall width up to 50")
- CODE: CO1 - Clean Out (overall width over 50")
- CODE: UFB - Unfinished Plinth Base
- CODE: RB1 - Recessed Plinth Base (1 Side only)
- CODE: RB2 - Recessed Plinth Base (2 Sides)



Note for Edge of privacy panels:

- Straight panels: available with 3MM PVC or laminate self edge. Select from any of our 3MM PVC edges in solid or wood tone, no custom colors available.
- Curved panels: will only able available with laminate self edge.
- Both straight and curved panels: when combining straight panels and curved panels, ONLY self edge is available.

SOFT SEATING	WEIGHT LIMIT
1 Seat	500 lbs.
2 Seat	1000 lbs.
3 Seat	1500 lbs.

① STANDARD DESIGN BACK



48" wide bench with Standard design and optional contrasting fabrics

② SPLIT DESIGN BACK



48" wide bench with Split design and optional contrasting fabrics

③ V-DESIGN BACK



48" wide bench with optional contrasting fabrics in V-design

Three Back Designs

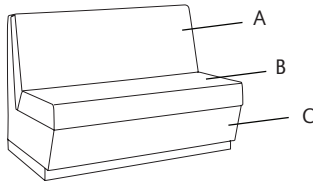
There are three back designs available for Napoli Banquettes. Please specify: Standard Back Design, Split Fabric Design or V-Back Design.

Ordering Contrasting Fabrics

Due to back design options it is necessary to include a sketch/layout with your order to specify which fabric is to be used on each area of the Banquette. Use the callouts shown to define fabric areas in your sketch. Please specify a back design, Standard, Split Fabric Design or V-Design. (V-Design is available on straight configured seating only.)

COM YARDAGE FOR NAPOLI BANQUETTE DESIGNS

Standard Back Design

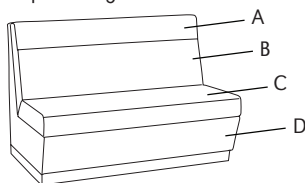


Standard Back Design

Model	Total	A - Back	B - Seat	C - Frame
360 - 48" Wide Straight	5.5 yards	1.75 yards	1.75 yards	3 yards
362 - 60" Wide Straight	7 yards	2.25 yards	2.25 yards	3.5 yards
365 - 72" Wide Straight	9 yards	2.5 yards	2.5 yards	4 yards

Please allow extra fabric for repeat design

Split Design Back

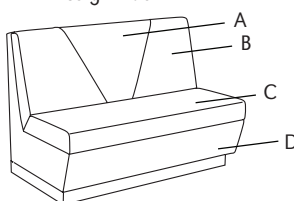


Split Design Back

Model	Total	A - Split Back	B - Split Back	C - Seat	D - Frame
360 - 48" Wide Straight	7 yards	1.5 yards	1.5 yards	1.75 yards	3 yards
362 - 60" Wide Straight	10 yards	2 yards	2.5 yards	2.25 yards	3.5 yards
365 - 72" Wide Straight	12 yards	2.5 yards	3 yards	3 yards	4 yards

Please allow extra fabric for repeat design

V-Design Back




V-Design Back*

Model	Total	A - V-Back	B - V-Back	C - Seat	D - Frame
360 - 48" Wide	6 yards	1 yard	1 yard	1.5 yards	2.5 yards
362 - 60" Wide	8.5 yards	1 yard	2 yards	2.5 yards	3 yards
365 - 72" Wide	10 yards	1 yard	2.5 yards	3 yards	3.5 yards

Please allow extra fabric for repeat design


*V-Design is available on straight configured seating only.

DIMENSIONS	48" Wide Banquette	60" Wide Banquette	72" Wide Banquette
Seat Depth:	18.5"	18.5"	18.5"
Seat Height:	18"	18"	18"
Overall Depth:	27.5"	27.5"	27.5"
Overall Width:	48"	60"	72"
Overall Height:	35"	35"	35"
Qty./Wt.:	1 ea./150 lbs.	1 ea./180 lbs.	1 ea./220 lbs.



NAPOLI STRAIGHT BANQUETTE
WITH TWO FABRIC OPTION

MODEL / DESCRIPTION / LIST PRICING



360 48" Wide Banquette

COM Yardage: Total: 6.5 Yds. / Bottom Frame: 3 Yds. / Back: 1.75 Yds. / Seat: 1.75 Yds.

COM	GR1	GR2	GR3	GR4	GR5	GR6	GR7	GR8	GR9	GR10	LEA
\$2365	\$2531	\$2631	\$2736	\$2847	\$2960	\$3079	\$3201	\$3330	\$3462	\$3600	\$4257

362 60" Wide Banquette

COM Yardage: Total: 8 Yds. / Bottom Frame: 3.5 Yds. / Back: 2.25 Yds. / Seat: 2.25 Yds.

COM	GR1	GR2	GR3	GR4	GR5	GR6	GR7	GR8	GR9	GR10	LEA
\$3491	\$3735	\$3884	\$4040	\$4201	\$4370	\$4543	\$4726	\$4914	\$5111	\$5316	\$6283

365 72" Wide Banquette

COM Yardage: Total: 9 Yds. / Bottom Frame: 4 Yds. / Back: 2.5 Yds. / Seat: 2.5 Yds.

COM	GR1	GR2	GR3	GR4	GR5	GR6	GR7	GR8	GR9	GR10	LEA
\$4691	\$5020	\$5222	\$5430	\$5647	\$5873	\$6108	\$6353	\$6606	\$6870	\$7145	\$8445

OPTIONS

Add upcharge to list price and code to model number

FR	CAL 133 (TB 133) Fire Retardant per yard	\$95	/yd.
MB	Moisture Barrier - up to 60" width	\$133	ea.
MB60	Moisture Barrier - over 60" width	\$212	ea.
2FO	Two Fabric Option	\$104	
3FO	Three Fabric Option	\$157	
4FO	Four Fabric Option	\$228	

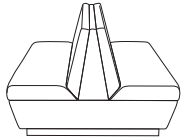
USS	Under Seat Fully Lined Storage	\$477	
CO	Clean Out (overall width up to 50")	\$265	
CO1	Clean Out (overall width over 50")	\$408	
UFB	Unfinished Plinth Base	Deduct \$80	
RB1	Recessed Base, 1 side	\$117	
RB2	Recessed Base, 2 sides	\$233	

DIMENSIONS	48" Wide B2B Banquette	60" Wide B2B Banquette	72" Wide B2B Banquette
Seat Depth:	18.5"	18.5"	18.5"
Seat Height:	18"	18"	18"
Overall Depth:	54"	54"	54"
Overall Width:	48"	60"	72"
Overall Height:	35"	35"	35"
Qty./Wt.:	1 ea./300 lbs.	1 ea./350 lbs.	1 ea./400 lbs.



NAPOLI BACK-TO-BACK BANQUETTE
WITH CLEAN OUT OPTION

MODEL / DESCRIPTION / LIST PRICING



362-B2B 48" Back-to-Back Banquette COM Yardage: Total: 11 Yds. / Bottom Frame: 3 Yds. / Back: 4 Yds. / Seat: 4 Yds.

COM	GR1	GR2	GR3	GR4	GR5	GR6	GR7	GR8	GR9	GR10	LEA
\$4492	\$4806	\$4998	\$5199	\$5406	\$5623	\$5847	\$6082	\$6324	\$6577	\$6841	\$8085

362-B2B 60" Back-to-Back Banquette COM Yardage: Total: 12.5 Yds. / Bottom Frame: 3.5 Yds. / Back: 4.5 Yds. / Seat: 4.5 Yds.

COM	GR1	GR2	GR3	GR4	GR5	GR6	GR7	GR8	GR9	GR10	LEA
\$6631	\$7096	\$7379	\$7676	\$7982	\$8301	\$8633	\$8979	\$9337	\$9711	\$10099	\$11936

365-B2B 72" Back-to-Back Banquette COM Yardage: Total: 14 Yds. / Bottom Frame: 4 Yds. / Back: 5 Yds. / Seat: 5 Yds.

COM	GR1	GR2	GR3	GR4	GR5	GR6	GR7	GR8	GR9	GR10	LEA
\$8915	\$9538	\$9920	\$10317	\$10730	\$11159	\$11606	\$12070	\$12553	\$13055	\$13578	\$16047

OPTIONS

Add upcharge to list price and code to model number

FR	CAL 133 (TB 133) Fire Retardant per yard	\$95	/yd.
MB	Moisture Barrier - up to 60" width	\$133	ea.
MB60	Moisture Barrier - over 60" width	\$212	ea.
MBB	Moisture Barrier - up to 60" width (Back-to-Back)	\$265	ea.
MBB60	Moisture Barrier - over 60" width (Back-to-Back)	\$424	ea.
2FO	Two Fabric Option	\$104	
3FO	Three Fabric Option	\$157	

4FO	Four Fabric Option	\$228	
USS	Under Seat Fully Lined Storage	\$477	
CO	Clean Out (overall width up to 50")	\$265	
CO1	Clean Out (overall width over 50")	\$408	
UFB	Unfinished Plinth Base	Deduct \$80	
RB1	Recessed Base, 1 side	\$117	
RB2	Recessed Base, 2 sides	\$233	

PRIVACY PANELS ONLY

DIMENSIONS	48" Wide Privacy Panel	60" Wide Privacy Panel	72" Wide Privacy Panel
Panel Depth:	1"	1"	1"
Panel Width:	48"	60"	72"
Panel Height:	48"	48"	48"

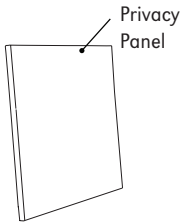


NAPOLI BANQUETTE
WITH PRIVACY PANEL



1/2" THICK ACRYLIC
PRIVACY PANELS AVAILABLE

MODEL / DESCRIPTION / LIST PRICING



360P 48" Wide Privacy Panel COM Yardage: Total: 3 Yds. (Please allow extra fabric for repeat design.)

COM	GR1	GR2	GR3	GR4	GR5	GR6	GR7	GR8	GR9	GR10	LEA
\$995	\$1066	\$1108	\$1153	\$1198	\$1246	\$1296	\$1347	\$1401	\$1458	\$1515	\$1791
LAMINATE			VENEER			ACRYLIC					
\$975			\$1918			CALL					

362P 60" Wide Privacy Panel COM Yardage: Total: 4 Yds. (Please allow extra fabric for repeat design.)

COM	GR1	GR2	GR3	GR4	GR5	GR6	GR7	GR8	GR9	GR10	LEA
\$1313	\$1406	\$1461	\$1520	\$1580	\$1643	\$1708	\$1778	\$1848	\$1923	\$1999	\$2364
LAMINATE			VENEER			ACRYLIC					
\$1275			\$2468			CALL					

365P 72" Wide Privacy Panel COM Yardage: Total: 5 Yds. (Please allow extra fabric for repeat design.)

COM	GR1	GR2	GR3	GR4	GR5	GR6	GR7	GR8	GR9	GR10	LEA
\$1608	\$1720	\$1789	\$1861	\$1935	\$2012	\$2093	\$2177	\$2264	\$2354	\$2447	\$2894
LAMINATE			VENEER			ACRYLIC					
\$1551			\$2897			CALL					

Note for Edge of privacy panels:

- Straight panels: available with 3MM PVC or laminate self edge.
Select from any of our 3MM PVC edges in solid or wood tone, no custom colors.
- Curved panels: will only able available with laminate self edge.
- Both straight and curved panels: when combining straights and curved, ONLY self edge is available.

NAPOLI

Napoli tables have a classic design offered in two styles of X-base and T-base, and also offers a floor mount option. Napoli has an affordable price point and works great in casual café areas.



NAPOLI SQUARE



NAPOLI RECTANGLE

ORDERING INFORMATION

- | | |
|----------------------------|-------------------------------|
| 1) Series Name | 6) Laminate Selection and No. |
| 2) Model Number | 7) Edge Style Code and Color |
| 3) Size | 8) Wood Species |
| 4) Quantity | 9) Wood Stain Color |
| 5) Powder Coat Base Finish | 10) Optional Items |

NAPOLI SPECIFICATIONS

Napoli Base

- Table Height** Table height is 29" to 30" depending on table top specified. Bar Height table is 42".
- Column** 3" round 14 gauge steel tubing welded to base and top plate.
- Base** The Napoli Base has a 22", 26", 32" or 38" X-base spread or 22" T-legs made of formed steel.
- Floor Mount** The Floor Mounted Base is made of 6" base spread diameter cast iron, with an 8" steel cover. Optional cover locking screw available.
- Plate** 10" x 10" square • 12" X 12" square
14" X 14" square • 24" x 24" square
- Glides** Adjustable zinc rubber cushion glides
- Assembly** Base mounts to top with 1/4"- 20 machine screws into metal inserts - NO WOOD SCREWS ARE USED.

FINISHES

Table Bases and Legs

Finished in standard powder coat colors.

Laminate/Veneer Selections


ERG offers over 1000 standard laminate choices from Nevamar, Wilsonart, Formica and Pionite. Wood veneer is available in transparent stain colors - custom stain matching available.

Special Edge Note

Square tables using PVC T-MOLD edge will have a 2" radius on all corners. When ganging or butting tables together, ERG recommends using 3MM flat edge or flat wood edge.

OPTIONS

- CODE: STH - Special Table Height, for any table height other than 29" or Bar Height
- CODE: RP - Painted Foot Ring for Bar Height
- CODE: LCS - Locking Cover Screw for floor mount
- CODE: GD - Ganging
- CODE: ULW - Ultra Lightweight Top
- CODE: RAD - 3" Radius Corners for 3MM Edge



NAPOLI FOOT DETAIL
BLACK TEXTURE FINISH

MODEL / DESCRIPTION / LIST PRICING

NAPOLI | CAFÉ | ROUND

●
ROUND

Model Number	Table Top Size	Shpg. Wght.	Base Spread	LAMINATE TOP ASSORTED EDGES							VENEER TOP	
				GRP 1	GRP 2	GRP 3	GRP 4	GRP 5	GRP 6	GRP 7	GRP 8	GRP 9
NP24D	24" Dia.	38	22" - X	\$467	\$479	\$555	\$622	\$753	\$864	\$995	\$1283	\$1402
NP30D	30" Dia.	55	22" - X	\$511	\$526	\$628	\$716	\$891	\$1037	\$1212	\$1465	\$1538
NP36D	36" Dia.	88	30" - X	\$642	\$659	\$783	\$888	\$1101	\$1277	\$1489	\$1821	\$1929
NP42D	42" Dia.	100	36" - X	\$880	\$903	\$1064	\$1200	\$1476	\$1707	\$1981	\$2469	\$2642
NP48D	48" Dia.	110	36" - X	\$977	\$1004	\$1198	\$1366	\$1700	\$1978	\$2312	\$2793	\$2935

NAPOLI | CAFÉ | SQUARE

■
SQUARE

Model Number	Table Top Size	Shpg. Wght.	Base Spread	LAMINATE TOP ASSORTED EDGES							VENEER TOP	
				GRP 1	GRP 2	GRP 3	GRP 4	GRP 5	GRP 6	GRP 7	GRP 8	GRP 9
NP24S	24" Sq.	48	22" - X	\$465	\$476	\$557	\$625	\$761	\$876	\$1012	\$1287	\$1395
NP2430S	24x30 Sq.	53	22" - X	\$504	\$518	\$610	\$690	\$849	\$983	\$1145	\$1416	\$1511
NP30S	30" Sq.	69	22" - X	\$501	\$520	\$620	\$707	\$881	\$1027	\$1200	\$1442	\$1508
NP36S	36" Sq.	111	30" - X	\$652	\$670	\$798	\$906	\$1125	\$1306	\$1525	\$1855	\$1960
NP42S	42" Sq.	125	36" - X	\$889	\$914	\$1073	\$1212	\$1488	\$1717	\$1994	\$2492	\$2672

NAPOLI | CAFÉ | RECTANGLE

■
RECTANGLE

Model Number	Table Top Size	Shpg. Wght.	Base Spread	LAMINATE TOP ASSORTED EDGES							VENEER TOP	
				GRP 1	GRP 2	GRP 3	GRP 4	GRP 5	GRP 6	GRP 7	GRP 8	GRP 9
NP2448	24x48 Sq.	70	22"x30" - X	\$818	\$838	\$965	\$1076	\$1296	\$1479	\$1700	\$2227	\$2455
NP2460	24x60 Sq.	79	2-22" - T	\$859	\$880	\$1023	\$1146	\$1389	\$1593	\$1840	\$2364	\$2579
NP2472	24x72 Sq.	90	2-22" - T	\$896	\$918	\$1075	\$1209	\$1475	\$1699	\$1967	\$2490	\$2691
NP3048	30x48 Sq.	79	2-22" - T	\$856	\$876	\$1017	\$1137	\$1383	\$1586	\$1827	\$2352	\$2568
NP3060	30x60 Sq.	90	2-22" - T	\$912	\$937	\$1097	\$1236	\$1513	\$1745	\$2021	\$2544	\$2742
NP3072	30x72 Sq.	102	2-22" - T	\$962	\$988	\$1167	\$1320	\$1626	\$1881	\$2187	\$2709	\$2888

NAPOLI | BAR HEIGHT

●
ROUND

Model Number	Table Top Size	Shpg. Wght.	Base Spread	LAMINATE TOP ASSORTED EDGES							VENEER TOP	
				GRP 1	GRP 2	GRP 3	GRP 4	GRP 5	GRP 6	GRP 7	GRP 8	GRP 9
NPH24D	24" Dia.	63	22" - X	\$659	\$671	\$749	\$815	\$946	\$1057	\$1191	\$1708	\$1976
NPH30D	30" Dia.	73	30" - X	\$704	\$719	\$821	\$908	\$1084	\$1229	\$1403	\$1887	\$2112
NPH36D	36" Dia.	86	36" - X	\$811	\$826	\$951	\$1056	\$1269	\$1445	\$1657	\$2189	\$2428

OPTIONS

Add upcharge to list price and code to model number

STH	Special Table Height, other than 29" or bar height	\$159	per base
RP	Painted Footring for Bar Height	\$117	
GD	Ganging per table	\$101	

ULW	Ultra Lightweight Top	\$201	
RAD	3" Radius Corners for 3MM Edge	\$212	per table



NEWPORT TABLE OF CONTENTS

Newport Lounge.....	2
Newport Privacy Panels	6
Newport Bench	8
Newport Occasional.....	10


Newport Modular
Available in 4 widths
36", 48", 60" and 72"

NEWPORT COLLECTION

The Newport Series offers the utmost in seating comfort. Seats and backs can be upholstered with matching fabrics, or choose a two tone or vinyl and fabric combination to match any color scheme. Frame available in choice of powder coat finish colors.



NEWPORT STRAIGHT 60" LOUNGE



NEWPORT LOUNGE
WITH OPTIONAL PRIVACY PANEL

ORDERING INFORMATION

- | | |
|----------------------------|----------------------------------|
| 1) Series Name | 6) Panel Laminate/Edge Selection |
| 2) Model Number | 7) Floor Mount |
| 3) Quantity | 8) Electrical |
| 4) Fabric Grade and Number | 9) Optional Items |
| 5) Color Finish For Legs | |

NEWPORT LOUNGE SPECIFICATIONS

Frame Construction

Frame assembly is constructed of multi-ply hardwood, with tongue and groove construction integrated with a fully welded 14-gauge square tubular steel inner frame. All foam is fully bonded to frame. Seat cushions are 4" graded high resiliency (H.R.) block foam with back 2" (H.R.) foam, covered entirely with special bonded polyester fiber to protect final upholstery. No sag-springs are installed in the back along with interlocking helicoil springs to prevent sagging and provide additional lower back support.

Upholstery

Seat and back are covered in choice of fabric, vinyl, crypton, leather or COM. ERG uses only water based glues and adhesives in our upholstery process.

Sled Base

Rectangular legs are constructed of fully-welded 2" x 0.50" solid steel and solid steel crossbar.

Privacy Panel

Straight privacy panels are available in upholstery, laminate, veneer or acrylic. Curved privacy panels are available in upholstery or acrylic.

Note:

Please allow extra fabric for repeat design.

SOFT SEATING	WEIGHT LIMIT
1 Seat	500 lbs.
2 Seat	1000 lbs.
3 Seat	1500 lbs.

COLORS / FINISHES

Metal Sled Base

Available in standard powder coat finishes.

OPTIONS

- CODE: FR - CAL 133 (TB 133) Fire Retardant
- CODE: MB -Moisture Barrier (up to 60" overall width)
- CODE: MB60 -Moisture Barrier (over 60" overall width)
- CODE: MBB -Moisture Barrier (up to 60" overall width Back-to-Back)
- CODE: MBB60 -Moisture Barrier (over 60" overall width Back-to-Back)
- CODE: 2FO - Two Fabric Option
- CODE: GD - Ganging Device (Necessary when ganging two or more modules together)
- CODE: NP36, NP48, NP60, NP72 - Laminate power panel (also available in Back to Back)

Note: Factory installed power/data available, see accessories online under the 'Products' tab. Does not include power unit.

Note for Edge of privacy panels:

- Straight panels: available with 3MM PVC or laminate self edge. Select from any of our 3MM PVC edges in solid or wood tone, no custom colors available.
- Curved panels: will only able available with laminate self edge.
- Both straight and curved panels: when combining straights and curved, ONLY self edge is available.

OPTIONS



Privacy Panels



Two Fabrics




Power / Data Panel

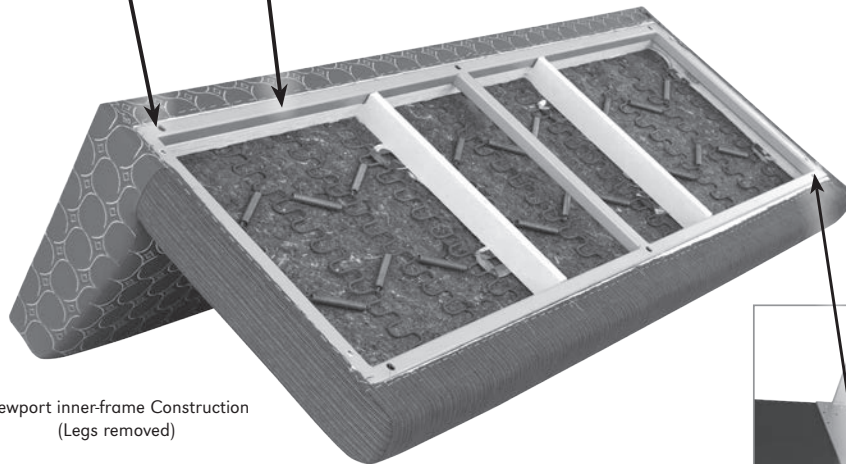
Note: Factory installed power/data available, see accessories online under the 'Products' tab.




FEATURES



Newport features a fully welded, 14-gauge square tubular steel inner frame and steel inserts for leg screws.




Newport inner-frame Construction
(Legs removed)




Fully welded legs with
cross-over support

DIMENSIONS	Straight Unit	Back to Back Unit
Seat Depth:	18"	18"
Seat Height:	18"	18"
Overall Depth:	24.5"	49"
Overall Width:	36, 48, 60, 72"	36, 48, 60, 72"
Overall Height:	31"	31"
Qty./Wt.:	1 ea./89 lbs.	1 ea./89 lbs.


STRAIGHT




Model 4020
36" Straight Unit



Model 4022
48" Straight Unit

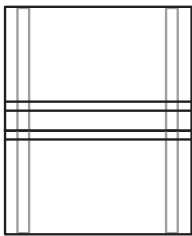


Model 4024
60" Straight Unit

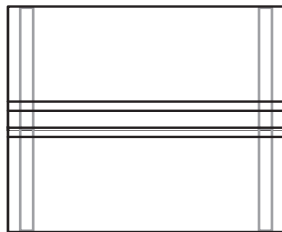


Model 4026
72" Straight Unit


BACK-TO-BACK



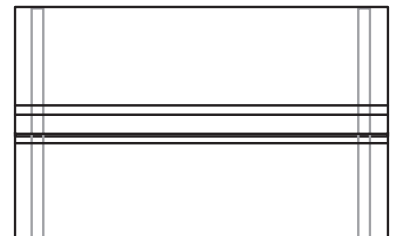
4020-BB
36" Straight Unit



Model 4022-BB
48" Straight Unit



4024-BB
60" Straight Unit




4026-BB
72" Straight Unit

CAD Design and Engineering services per your specifications are available to customers requesting this service. Please provide exact room dimensions, desired configuration and seating requirements and fax your order to ERG Customer Service: 1-805-981-9878 or call toll free: 1-800-446-1186.



NEWPORT STRAIGHT 36" UNIT

MODEL / DESCRIPTION / LIST PRICING



4020 36" Straight Unit COM Yardage: Total: 3 Yds. / Back: 1.5 Yds. / Seat: 1.5 Yds.

COM	GR1	GR2	GR3	GR4	GR5	GR6	GR7	GR8	GR9	GR10	LEA
\$2494	\$2668	\$2774	\$2885	\$3001	\$3121	\$3246	\$3375	\$3511	\$3651	\$3798	\$4489

4022 48" Straight Unit COM Yardage: Total: 4 Yds. / Back: 2 Yds. / Seat: 2 Yds.

COM	GR1	GR2	GR3	GR4	GR5	GR6	GR7	GR8	GR9	GR10	LEA
\$2850	\$3049	\$3171	\$3298	\$3429	\$3568	\$3711	\$3858	\$4013	\$4173	\$4340	\$5128

4024 60" Straight Unit COM Yardage: Total: 5 Yds. / Back: 2.5 Yds. / Seat: 2.5 Yds.

COM	GR1	GR2	GR3	GR4	GR5	GR6	GR7	GR8	GR9	GR10	LEA
\$3324	\$3558	\$3699	\$3846	\$4002	\$4161	\$4327	\$4500	\$4681	\$4869	\$5063	\$5984

4026 72" Straight Unit COM Yardage: Total: 6 Yds. / Back: 3 Yds. / Seat: 3 Yds.

COM	GR1	GR2	GR3	GR4	GR5	GR6	GR7	GR8	GR9	GR10	LEA
\$4275	\$4574	\$4757	\$4947	\$5145	\$5351	\$5565	\$5787	\$6018	\$6259	\$6510	\$7694

OPTIONS

Add upcharge to list price and code to model number

FR	CAL 133 (TB 133) Fire Retardant per yard	\$95	/yd.
MB	Moisture Barrier - up to 60" width	\$133	ea.
MB60	Moisture Barrier - over 60" width	\$212	ea.
2FO	Two Fabric Option	\$104	
GD	Ganging Device	\$55	

NP36	Laminate power panel 36"	\$443	
NP48	Laminate power panel 48"	\$466	
NP60	Laminate power panel 60"	\$753	
NP72	Laminate power panel 72"	\$885	

PRIVACY PANELS ONLY

DIMENSIONS	36" Panel	48" Panel	60" Panel	72" Panel
Panel Depth:	1"	1"	1"	1"
Panel Width:	36"	48"	60"	72"
Overall Height:	42"	42"	42"	42"

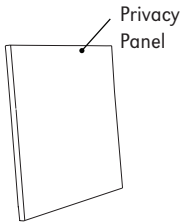


NEWPORT BANQUETTE
WITH PRIVACY PANEL



1/2" THICK ACRYLIC
PRIVACY PANELS AVAILABLE

MODEL / DESCRIPTION / LIST PRICING



359P 36" Wide Privacy Panel COM Yardage: Total: 2.5 Yds. (Please allow extra fabric for repeat design.)

COM	GR1	GR2	GR3	GR4	GR5	GR6	GR7	GR8	GR9	GR10	LEA
\$687	\$735	\$764	\$794	\$826	\$860	\$894	\$929	\$967	\$1006	\$1046	\$1236

361P 48" Wide Privacy Panel COM Yardage: Total: 3 Yds. (Please allow extra fabric for repeat design.)

COM	GR1	GR2	GR3	GR4	GR5	GR6	GR7	GR8	GR9	GR10	LEA
\$916	\$980	\$1019	\$1059	\$1103	\$1146	\$1192	\$1239	\$1288	\$1340	\$1394	\$1649

363P 60" Wide Privacy Panel COM Yardage: Total: 4 Yds. (Please allow extra fabric for repeat design.)

COM	GR1	GR2	GR3	GR4	GR5	GR6	GR7	GR8	GR9	GR10	LEA
\$1208	\$1293	\$1344	\$1398	\$1453	\$1512	\$1572	\$1635	\$1700	\$1768	\$1840	\$2174

364P 72" Wide Privacy Panel COM Yardage: Total: 5 Yds. (Please allow extra fabric for repeat design.)

COM	GR1	GR2	GR3	GR4	GR5	GR6	GR7	GR8	GR9	GR10	LEA
\$1608	\$1720	\$1789	\$1861	\$1935	\$2012	\$2093	\$2177	\$2264	\$2354	\$2447	\$2894

Note: For acrylic or other panel materials, please call for a quote



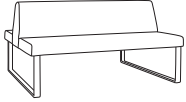
Note for Edge of privacy panels:

- Straight panels: available with 3MM PVC or laminate self edge. Select from any of our 3MM PVC edges in solid or wood tone, no custom colors available.
- Curved panels: will only be available with laminate self edge.
- Both straight and curved panels: when combining straights and curved, ONLY self edge is available.



NEWPORT STRAIGHT 60" BACK-TO-BACK UNIT

MODEL / DESCRIPTION / LIST PRICING



4020-BB 36" Straight Unit -Back-to-Back

COM Yardage: Total: 6 Yds. / Back: 3 Yds. / Seat: 3 Yds.

COM	GR1	GR2	GR3	GR4	GR5	GR6	GR7	GR8	GR9	GR10	LEA
\$4739	\$5069	\$5273	\$5483	\$5703	\$5930	\$6168	\$6414	\$6672	\$6938	\$7215	\$8529

4022-BB 48" Straight Unit Back-to-Back

COM Yardage: Total: 8 Yds. / Back: 4 Yds. / Seat: 4 Yds.

COM	GR1	GR2	GR3	GR4	GR5	GR6	GR7	GR8	GR9	GR10	LEA
\$5415	\$5794	\$6025	\$6266	\$6516	\$6778	\$7048	\$7329	\$7623	\$7928	\$8245	\$9744

4024-BB 60" Straight Unit - Back-to-Back

COM Yardage: Total: 10 Yds. / Back: 5 Yds. / Seat: 5 Yds.

COM	GR1	GR2	GR3	GR4	GR5	GR6	GR7	GR8	GR9	GR10	LEA
\$6317	\$6758	\$7029	\$7311	\$7602	\$7908	\$8223	\$8551	\$8894	\$9249	\$9619	\$11369

4026-BB 72" Straight Unit - Back-to-Back

COM Yardage: Total: 12 Yds. / Back: 6 Yds. / Seat: 6 Yds.

COM	GR1	GR2	GR3	GR4	GR5	GR6	GR7	GR8	GR9	GR10	LEA
\$8122	\$8690	\$9038	\$9399	\$9774	\$10166	\$10571	\$10995	\$11435	\$11892	\$12369	\$14617

Note: To order Back to Back banquettes with privacy panel, the order will consist of two single straight units and privacy panel. The overall depth of these combined units with panel is 55".



OPTIONS

Add upcharge to list price and code to model number

FR	CAL 133 (TB 133) Fire Retardant per yard	\$95	/yd.
MBB	Moisture Barrier - up to 60" width Back-to-Back	\$265	ea.
MBB60	Moisture Barrier - over 60" width Back-to-Back	\$424	ea.
2FO	Two Fabric Option	\$104	
GD	Ganging Device	\$55	

NP36	Laminate power panel 36" Back-to-Back	\$843	
NP48	Laminate power panel 48" Back-to-Back	\$885	
NP60	Laminate power panel 60" Back-to-Back	\$1431	
NP72	Laminate power panel 72" Back-to-Back	\$1680	

NEWPORT BENCH

The Newport Series offers the utmost in seating comfort. Seats can be upholstered to match any color scheme. Frame available in choice of powder coat finish colors.

Newport Bench
Available in 3 widths
48", 60" and 72"



TWO SEAT BENCH



FOUR SEAT BENCH

ORDERING INFORMATION

- | | |
|-----------------|----------------------------|
| 1) Series Name | 4) Fabric Grade and Number |
| 2) Model Number | 5) Color finish for legs |
| 3) Quantity | 6) Optional Items |

COLORS / FINISHES

Legs

Available in standard powder coat finishes.

NEWPORT LOUNGE SPECIFICATIONS

Frame Construction

Frame assembly is constructed of multi-ply hardwood, with tongue and groove construction integrated with a fully welded 14-gauge square tubular steel inner frame. All foam is fully bonded to frame. Seat cushions are 4" graded high resiliency (H.R.) block foam, covered entirely with special bonded polyester fiber to protect final upholstery.

Upholstery


Seat is covered in choice of fabric, vinyl, crypton, leather or COM. ERG uses only water based glues and adhesives in our upholstery process.

Sled Base

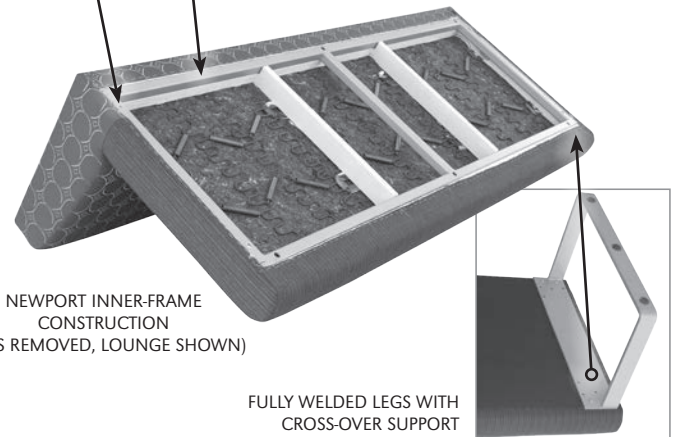
Rectangular legs are constructed of fully-welded 2" x 0.50" solid steel and solid steel crossbar.

OPTIONS

- CODE: FR - CAL 133 (TB 133) Fire Retardant
- CODE: MB -Moisture Barrier
- CODE: GD - Ganging Device (Necessary when ganging two or more units together)
- CODE: SBH - Special Height



NEWPORT FEATURES A FULLY WELDED, 14-GAUGE SQUARE TUBULAR STEEL INNER FRAME AND STEEL INSERTS FOR LEG SCREWS



NEWPORT INNER-FRAME CONSTRUCTION (LEGS REMOVED, LOUNGE SHOWN)

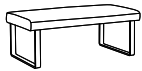
FULLY WELDED LEGS WITH CROSS-OVER SUPPORT

DIMENSIONS	Two Seat	Three Seat	Four Seat
Seat Height:	18"	18"	18"
Overall Width:	48"	60"	72"
Overall Depth:	18"	18"	18"
Qty./Wt.:	1 ea./70 lbs.	1 ea./110 lbs.	1 ea./130 lbs.



TWO SEAT BENCH

MODEL / DESCRIPTION / LIST PRICING



4021 Two Seat Bench 48"

COM Yardage: 2 Yds.

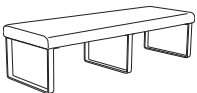
COM	GR1	GR2	GR3	GR4	GR5	GR6	GR7	GR8	GR9	GR10	LEA
\$1931	\$2067	\$2149	\$2235	\$2325	\$2417	\$2514	\$2616	\$2718	\$2828	\$2941	\$3474



4023 Three Seat Bench 60"

COM Yardage: 2.5 Yds.

COM	GR1	GR2	GR3	GR4	GR5	GR6	GR7	GR8	GR9	GR10	LEA
\$2414	\$2583	\$2685	\$2794	\$2904	\$3022	\$3142	\$3268	\$3398	\$3534	\$3676	\$4346



4025 Four Seat Bench 72"

COM Yardage: 3 Yds.

COM	GR1	GR2	GR3	GR4	GR5	GR6	GR7	GR8	GR9	GR10	LEA
\$3033	\$3246	\$3375	\$3509	\$3650	\$3797	\$3947	\$4106	\$4270	\$4440	\$4619	\$5459

OPTIONS

Add upcharge to list price and code to model number

FR	CAL 133 (TB 133) Fire Retardant - per yd.	\$95	/yd.
MB	Moisture Barrier - per seat	\$133	

GD	Ganging Device	\$55	
SBH	Special Height - per unit	\$313	

NEWPORT OCCASIONAL TABLE

The Newport Occasional Table is high pressure laminate or solid surface top on a welded solid steel frame. Coordinates with Newport Lounge Series.



NEWPORT ROUND COFFEE TABLE



NEWPORT ROUND END TABLE

ORDERING INFORMATION

- | | |
|-----------------|--------------------------------|
| 1) Series Name | 5) Laminate / Veneer Selection |
| 2) Model Number | 6) Edge Selection |
| 3) Quantity | 7) Optional Items |
| 4) Frame finish | |

NEWPORT SPECIFICATIONS

Table

Table top is CARB Phase I & Phase II Compliant. Laminate, wood veneer and phenolic backing are glued with water based adhesives.

Table Tops

ERG offers over 1000 standard laminate choices from Nevamar, Wilsonart, Formica and Pionite. Wood veneer in transparent stain colors and custom stain matching are also available. Solid Surface, 3Form Chroma and stone table tops will be quoted upon request.

Frame

The Newport features a welded 0.5" x 2" solid steel frame. Frames are sandblasted prior to final powder coating in your choice of standard powder coat colors.




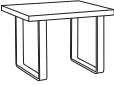


NEWPORT RECTANGULAR COFFEE TABLE



NEWPORT RECTANGULAR COFFEE TABLE

MODEL / DESCRIPTION / LIST PRICING

NEWPORT OCCASIONAL TABLES

	Model Number	Model Description	Table Top Size	Table Height	Table Shape	Shpg. Weight	LAMINATE TOP EDGE 2B OR 3A	WOOD VENEER EDGE 8G
	NEW24D	Occasional	24" dia.	17"	round	40 lbs.	\$1220	\$1757
	NEW28D	Occasional	28" dia.	17"	round	50 lbs.	\$1472	\$2120
	NEW24DT	Occasional	24" dia.	22"	round	40 lbs.	\$1341	\$1931
	NEW20S	Occasional	20" x 20"	17"	square	45 lbs.	\$1304	\$1877
	NEW24S	Occasional	24" x 24"	17"	square	60 lbs.	\$1556	\$2241
	NEW28S	Occasional	28" x 28"	17"	square	60 lbs.	\$1677	\$2414
	NEW20ST	Occasional	20" x 20"	22"	square	80 lbs.	\$1435	\$2065
	NEW24ST	Occasional	24" x 24"	22"	square	90 lbs.	\$1712	\$2464
	NEW36D	Occasional	36" dia.	17"	round	60 lbs.	\$1713	\$2466
	NEW42D	Occasional	42" dia.	17"	round	60 lbs.	\$1832	\$2640
	NEW2448	Occasional	24" x 48"	17"	rectangular	45 lbs.	\$2073	\$2985
	NEW2460	Occasional	24" x 60"	17"	rectangular	60 lbs.	\$2253	\$3245



OJAI TABLE OF CONTENTS

Ojai Bench	2
Ojai Lounge	4
Ojai Occasional	10

OJAI BENCH SEATING

Ojai Modular Platform seating is a versatile collection of modular benches with on-line tables.



OJAI BENCH WITH 2 SEATS AND CENTER ON-LINE TABLE



OJAI BENCH WITH 2 SEATS AND ON-LINE END TABLE ON RIGHT SIDE

ORDERING INFORMATION

To Order Please Specify:

- 1) Series Name
- 2) Model Number
- 3) Quantity
- 4) Wood Stain Finish Color
- 5) Wood Stain Selection for On-Line Table
- 6) Fabric Grade & Number
- 7) Optional Items

OJAI GENERAL SPECIFICATIONS

Upholstery

Seat is covered in choice of fabric, vinyl, crypton, leather or COM. ERG uses only water based glues and adhesives in our upholstery process.

Frame Construction

Frame assembly is constructed of multi-ply hardwood, with tongue and groove construction. All foam is fully bonded to frame. Seat cushions are 4" graded high resiliency (H.R.) block foam, covered entirely with special bonded polyester fiber to protect final upholstery. No sag-springs are installed in seat along with interlocking helicoil springs to prevent sagging and provide additional seat support.

Platform

Wooden platform is solid maplewood that is finished in transparent wood stain colors. All stains, sealers and lacquers used by ERG are water based and 100% environmentally friendly.

Online Table

The online table, with or without the optional inset storage shelf and magazine rack, will be finished in a standard laminate to match your choice of six standard stain colors for the wood platform base.

Power / Comm

Units are available with power/data receptacles, please consult with your network administrator and ERG Customer Service.

Tables

For coordinating Occasional tables see the Ojai Occasional Series.

COLORS / FINISHES

Ojai Wood Stain Finish Colors:

ERG offers transparent wood stain color choices for Ojai wood frame, base, legs and armcaps. Please refer to Color Finishes publication.

Note: On-Line Tables receiving stain will color match the wood frame unless specified otherwise.

OPTIONS

- CODE: FR - CAL 133 (TB 133) Fire Retardant
- CODE: MB - Moisture Barrier
- CODE: IMS - Inset Magazine Rack and Storage for On-Line Table
- CODE: UFI - Upholstered Front, On-line Table
- CODE: GD - Ganging Device (field hardware included)
- CODE: LTI - On-Line Table Full Veneer (sides & top)

Note: Factory installed power/data available, see accessories online under the 'Products' tab.

SOFT SEATING	WEIGHT LIMIT
1 Seat	500 lbs.
2 Seat	1000 lbs.
3 Seat	1500 lbs.



INSET MAGAZINE AND STORAGE SHELF



MAGAZINE RACK



UPHOLSTERED TABLE




POWER / DATA



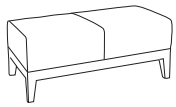
STORAGE SHELF

DIMENSIONS	Two Seat	Three Seat	Two Seat w/ Online Table
Seat Width:	22"	22"	22"
Seat Depth:	27"	27"	27"
Seat Height:	18"	18"	18"
Back Height:	-	-	-
Overall Width:	44"	66"	66"
Overall Depth:	27"	27"	27"
Qty./Wt.:	1 ea./64 lbs.	1 ea./88 lbs.	1 ea./140 lbs.



OJAI 2 SEAT BENCH WITH CENTER ONLINE TABLE

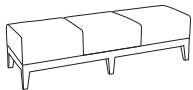
MODEL / DESCRIPTION / LIST PRICING



3018 Two Seat Bench

COM Yardage: 3 Yds.

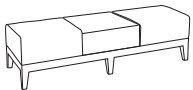
COM	GR1	GR2	GR3	GR4	GR5	GR6	GR7	GR8	GR9	GR10	LEA
\$2251	\$2407	\$2503	\$2604	\$2708	\$2816	\$2928	\$3046	\$3167	\$3295	\$3426	\$4049



3095 Bench Three Seat Bench

COM Yardage: 4.5 Yds.

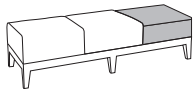
COM	GR1	GR2	GR3	GR4	GR5	GR6	GR7	GR8	GR9	GR10	LEA
\$3036	\$3248	\$3378	\$3513	\$3654	\$3800	\$3952	\$4109	\$4273	\$4445	\$4623	\$5464



3020 Bench with 2 Seats and Center On-Line Table

COM Yardage: 3 Yds.

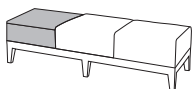
COM	GR1	GR2	GR3	GR4	GR5	GR6	GR7	GR8	GR9	GR10	LEA
\$2975	\$3184	\$3311	\$3443	\$3581	\$3725	\$3874	\$4029	\$4190	\$4358	\$4532	\$5356



3098 Bench with 2 Seats and On-Line End Table on Left Side

COM Yardage: 3 Yds.

COM	GR1	GR2	GR3	GR4	GR5	GR6	GR7	GR8	GR9	GR10	LEA
\$2975	\$3184	\$3311	\$3443	\$3581	\$3725	\$3874	\$4029	\$4190	\$4358	\$4532	\$5356



3099 Bench with 2 Seats and On-Line End Table on Right Side

COM Yardage: 3 Yds.

COM	GR1	GR2	GR3	GR4	GR5	GR6	GR7	GR8	GR9	GR10	LEA
\$2975	\$3184	\$3311	\$3443	\$3581	\$3725	\$3874	\$4029	\$4190	\$4358	\$4532	\$5356

OPTIONS

Add upcharge to list price and code to model number

FR	CAL 133 (TB 133) Fire Retardant per yard	\$95	/yd.
MB	Moisture Barrier on seat - per seat	\$95	
IMS	Inset Magazine Rack and Storage for On-Line Table	\$509	

UFI	Upholstered Front - On-Line Table	\$101	
LTI	On-Line Table Full Veneer (sides & top)	\$265	
GD	Ganging Device	\$55	

OJAI MODULAR PLATFORM SEATING

Ojai Modular Platform seating is a versatile collection of modular seats and benches with online tables.



OJAI LOUNGE WITH OPTIONAL ARM CAPS



OJAI OTTOMAN



OJAI ONE SEAT LOUNGE WITH LEFT HAND ARM AND ONLINE TABLE

ORDERING INFORMATION

To Order Please Specify:

- | | |
|----------------------------|---|
| 1) Series Name | 5) Wood Stain Selection for On-Line Table |
| 2) Model Number | 6) Fabric Grade & Number |
| 3) Quantity | 7) Optional Items |
| 4) Wood Stain Finish Color | |

OJAI GENERAL SPECIFICATIONS

Upholstery

Seat and back are covered in choice of fabric, vinyl, crypton, leather or COM. ERG uses only water based glues and adhesives in our upholstery process. Contrasting fabrics are available.

Frame Construction

Frame assembly is constructed of multi-ply hardwood, with tongue and groove construction. All foam is fully bonded to frame. Seat cushions are 4" graded high resiliency (H.R.) block foam, covered entirely with special bonded polyester fiber to protect final upholstery. No sag-springs are installed in seat & back along with interlocking helicoil springs to prevent sagging and provide additional lower back and seat support.

Platform

Wooden platform is solid maple that is finished in transparent wood stain colors. All stains, sealers and lacquers used by ERG are water based and 100% environmentally friendly.

Online Table

The online table, with or without the optional inset storage shelf and magazine rack, will be finished on all sides in laminate or optional veneer to coordinate with your choice of standard stain colors for the wood platform base.

Power / Data

Units are available with power/data receptacles, please consult with your network administrator and ERG Customer Service.

Note:

- Tablet orders of 5 or less - choice of 4 standard laminate colors: Wilsonart Black 1595-60, Wilsonart Montana Walnut 7110K-78, Formica Brite White 459-58, or Nevamar Silver Alu Metalx MXT003
- Tablet orders of 6 or more - any choice standard laminate colors.

COLORS / FINISHES

Wood Stain Finish Colors:

ERG offers transparent wood stain color choices for Ojai frames, base, legs, inset storage units and armcaps. Please refer to Colors & Finishes brochure for color representation.

Note: On-Line Tables receiving stain will color match the wood frame unless specified otherwise.

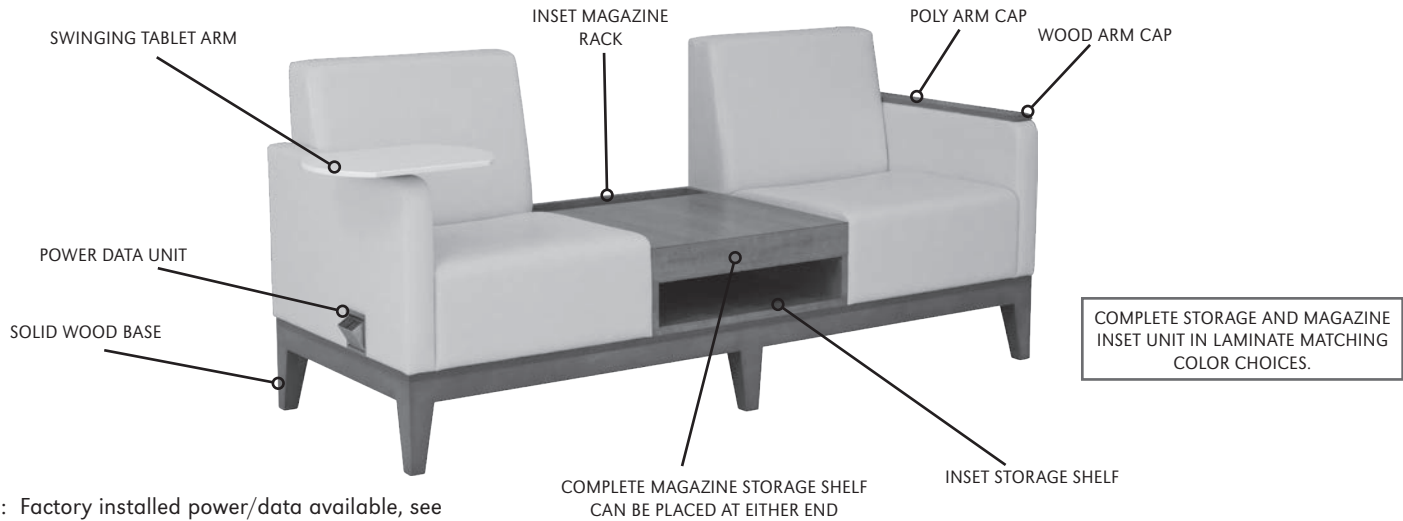
OPTIONS

- CODE: IMS - Inset Magazine and Storage Unit
- CODE: FR - CAL 133 (TB 133) Fire Retardant
- CODE: MB - Moisture Barrier
- CODE: 2FO - Two Fabric Option
- CODE: 3FO - Three Fabric Option
- CODE: PAC - Polyurethane Arm Caps
- CODE: WAC - Wood Arm Caps
- CODE: UFI - Upholstered Front, On-line Table
- CODE: LTI - On-Line Table Full Veneer (sides & top)
- CODE: TAB-(_) - Non-Removable Swivel Tablet (laminated shape A, B or C left or right arm)
- CODE: TABR1-(_) - Removable Swivel Tablet (laminated shape A, B or C specify left or right arm)
- CODE: TABR2-(_) - Removable Swivel Tablet (laminated shape A, B or C with opening for tablet on both arms)
- CODE: SST - Solid Surface Tablet Arm (add to Tablet option)
- CODE: GD - Ganging Device (field hardware included)
- CODE: CO - Clean Out (overall width up to 50")
- CODE: CO1 - Clean Out (overall width over 50")
- CODE: LAM5 - Non-standard laminate for 5 or less tablets see options for upcharge
- CODE: SS5 - Non-standard Solid Surface top for 5 or less tablets

Note: Factory installed power/data available, see accessories online under the 'Products' tab

THE OJAI LOUNGE COLLECTION

...offers you the flexibility to create endless configurations.



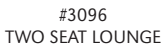
Note: Factory installed power/data available, see accessories online under the 'Products' tab.

MAKE YOUR OWN!

Additional Ojai Lounge configurations are possible by ganging units together as pictured below...



#3097
TWO SEAT LOUNGE



#3096
TWO SEAT LOUNGE



#3097
TWO SEAT LOUNGE

#3092 2 SEAT LOUNGE
W/ON-LINE END TABLE



#3018
2 SEAT BENCH

#3098 2 SEAT BENCH
W/ON-LINE END TABLE

OPTIONS



TABLET RECEPTACLE




SWIVEL TABLET ARM




WOOD ARM CAP



POWER / DATA




STORAGE SHELF



INSET MAGAZINE RACK



UPHOLSTERED TABLE



CLEAN OUT

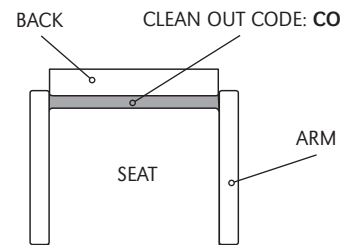


Diagram Specifies A Clean Out Use CO for overall widths up to 50" and CO1 for overall widths over 50"



OJAI BARIATRIC CHAIR

NOTE: Left or Right Arm is determined when seated on product.
Arms are factory installed.

DIMENSIONS	Arm Chair	Bariatric Chair	One Seat w/ On-Line Table	Ottoman
Seat Width:	22"	26"	22"	18"
Seat Depth:	20"	20"	20"	18"
Seat Height:	18"	18"	18"	18"
Arm Height:	25.5"	25.5"	25.5"	-
Back Height:	32.5"	32.5"	32.5"	-
Overall Width:	28"	32"	50"	18"
Overall Depth:	27"	27"	27"	18"
Qty./Wt.:	1 ea./75 lbs.	1 ea./95 lbs.	1 ea./110 lbs.	1 ea./25 lbs.

MODEL / DESCRIPTION / LIST PRICING

	3011 Arm Chair	COM Yardage: 5.75 Yds. / Back: 2 Yds / Seat: 1.25 Yds / Arms: 2.5 Yds										
	COM	GR1	GR2	GR3	GR4	GR5	GR6	GR7	GR8	GR9	GR10	LEA
	\$2016	\$2156	\$2242	\$2332	\$2426	\$2522	\$2623	\$2729	\$2837	\$2950	\$3069	\$3628
	3089 Bariatric Chair	COM Yardage: 6 Yds. / Back: 2 Yds / Seat: 1.5 Yds / Arms: 2.5 Yds										
	COM	GR1	GR2	GR3	GR4	GR5	GR6	GR7	GR8	GR9	GR10	LEA
	\$2156	\$2307	\$2398	\$2495	\$2595	\$2698	\$2806	\$2918	\$3035	\$3157	\$3283	\$3880
	3090 One-Seat Lounge w/ Left Hand Arm and On-Line Table	COM Yardage: 4.75 Yds. / Back: 2 Yds / Seat: 1.25 Yds / Arms: 1.5 Yds										
	COM	GR1	GR2	GR3	GR4	GR5	GR6	GR7	GR8	GR9	GR10	LEA
	\$3023	\$3235	\$3364	\$3500	\$3639	\$3784	\$3935	\$4093	\$4257	\$4426	\$4605	\$5442
	3091 One-Seat Lounge w/ Right Hand Arm and On-Line Table	COM Yardage: 4.75 Yds. Back: 2 Yds / Seat: 1.25 Yds / Arms: 1.5 Yds										
	COM	GR1	GR2	GR3	GR4	GR5	GR6	GR7	GR8	GR9	GR10	LEA
	\$3023	\$3235	\$3364	\$3500	\$3639	\$3784	\$3935	\$4093	\$4257	\$4426	\$4605	\$5442
	3088 Ottoman	COM Yardage: 1.5 Yds. / Seat: 1.5 Yds										
	COM	GR1	GR2	GR3	GR4	GR5	GR6	GR7	GR8	GR9	GR10	LEA
	\$1292	\$1382	\$1437	\$1494	\$1554	\$1616	\$1681	\$1748	\$1818	\$1891	\$1967	\$2325

TABLET SHAPES

Three Tablet Shapes::

Choose from the three shapes shown and specify; A, B or C and left or right (outside tablet) when ordering.
Example: TABF-(A) Left - this would be a fixed shape A tablet on the left side (when seated).

Laminate Top:

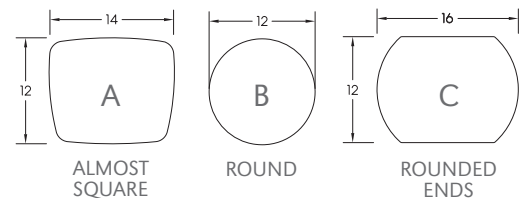
Tablet orders of 5 or less have 4 standard laminate colors:

- Wilsonart Black 1595-60
- Wilsonart Montana Walnut 7110K-78
- Formica Brite White 459-58
- Nevamar Silver Alu Metalx MXT003

Solid Surface Top:

Tablet orders of 5 or less have 4 standard Corian colors:

- Bone
- Bronzite
- Glacier White
- Silver Grey



OPTIONS

Add upcharge to list price and code to model number


FR	CAL 133 (TB 133) Fire Retardant per yard	\$95	/yd.	GD	Ganging Device	\$40	
MB	Moisture Barrier - per seat	\$133		TAB-()	Swivel Tablet (specify A, B or C, left or right arm)	\$419	
2FO	Two Fabric Option	\$104		TABR1-()	Removable Tablet (specify A, B or C, left or right arm)	\$498	
3FO	Three Fabric Option	\$157		TABR2-()	Removable Tablet (specify A, B or C both arm openings)	\$604	
WAC	Wood Arm Cap	\$94	ea.	SST	Solid Surface Tablet Arm - add to tablet option	\$133	
PAC	Poly Arm Cap - Standard Black/Charcoal	\$73	ea.	CO	Clean Out (overall width up to 50")	\$265	
IMS	Complete Storage and Magazine Inset	\$509		CO1	Clean Out (overall width over 50")	\$408	
UFI	Upholstered Front - On-Line Table	\$101		LAM5	Non-standard laminate (5 tablets or less)	\$265	ea. tablet
LTI	On-Line Table Full Veneer (sides & top)	\$265		SS5	Non-standard Solid Surface (5 tablets or less)	Call For Quote	

DIMENSIONS	2 Seat w/ Outside Arms	2 Seat w/ Single Arm	2 Seat w/ Online Table
Seat Width:	22"	22"	22"
Seat Depth:	20"	20"	20"
Seat Height:	18"	18"	18"
Arm Height:	25.5"	25.5"	25.5"
Back Height:	32.5"	32.5"	32.5"
Overall Width:	50"	47"	72"
Overall Depth:	27"	27"	27"
Qty./Wt.:	1 ea./110 lbs.	1 ea./110 lbs.	1 ea./135 lbs.



OJAI TWO SEAT LOUNGE WITH OUTSIDE ARMS


MODEL / DESCRIPTION / LIST PRICING



3012 Two Seat Lounge with Outside Arms

COM Yardage: 9 Yds. / Back: 4 Yds / Seat: 2.5 Yds / Arms: 2.5 Yds


COM	GR1	GR2	GR3	GR4	GR5	GR6	GR7	GR8	GR9	GR10	LEA
\$3064	\$3278	\$3410	\$3546	\$3688	\$3834	\$3988	\$4148	\$4315	\$4487	\$4665	\$5515



3096 Two Seat Lounge with Left Hand Arm

COM Yardage: 8 Yds. / Back: 4 Yds / Seat: 2.5 Yds / Arms: 1.5 Yds

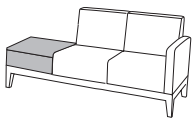
COM	GR1	GR2	GR3	GR4	GR5	GR6	GR7	GR8	GR9	GR10	LEA
\$2988	\$3197	\$3325	\$3458	\$3595	\$3740	\$3890	\$4045	\$4207	\$4374	\$4550	\$5378



3097 Two Seat Lounge with Right Hand Arm

COM Yardage: 8 Yds. / Back: 4 Yds / Seat: 2.5 Yds / Arms: 1.5 Yds

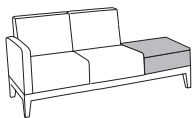
COM	GR1	GR2	GR3	GR4	GR5	GR6	GR7	GR8	GR9	GR10	LEA
\$2988	\$3197	\$3325	\$3458	\$3595	\$3740	\$3890	\$4045	\$4207	\$4374	\$4550	\$5378



3092 Two Seat Lounge w/ Left Hand Arm and On-Line Table

COM Yardage: 8 Yds. / Back: 4 Yds / Seat: 2.5 Yds / Arms: 1.5 Yds

COM	GR1	GR2	GR3	GR4	GR5	GR6	GR7	GR8	GR9	GR10	LEA
\$4047	\$4331	\$4504	\$4684	\$4871	\$5066	\$5268	\$5479	\$5698	\$5927	\$6163	\$7284



3093 Two Seat Lounge w/ Right Hand Arm and On-Line Table

COM Yardage: 8 Yds. / Back: 4 Yds / Seat: 2.5 Yds / Arms: 1.5 Yds

COM	GR1	GR2	GR3	GR4	GR5	GR6	GR7	GR8	GR9	GR10	LEA
\$4047	\$4331	\$4504	\$4684	\$4871	\$5066	\$5268	\$5479	\$5698	\$5927	\$6163	\$7284

NOTE: Left or Right Arm is determined when seated on product. Arms are factory installed.

OPTIONS

Add upcharge to list price and code to model number

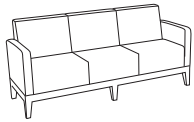
FR	CAL 133 (TB 133) Fire Retardant per yard	\$95	/yd.	GD	Ganging Device	\$40	
MB	Moisture Barrier - per seat	\$133		TAB(-)	Swivel Tablet (specify A, B or C, left or right arm)	\$419	
2FO	Two Fabric Option	\$104		TABR1(-)	Removable Tablet (specify A, B or C, left or right arm)	\$498	
3FO	Three Fabric Option	\$157		TABR2(-)	Removable Tablet (specify A, B or C both arm openings)	\$604	
WAC	Wood Arm Cap	\$94	ea.	SST	Solid Surface Tablet Arm - add to tablet option	\$133	
PAC	Poly Arm Cap - Standard Black/Charcoal	\$73	ea.	CO	Clean Out (overall width up to 50")	\$265	
IMS	Complete Storage and Magazine Inset	\$509		CO1	Clean Out (overall width over 50")	\$408	
UFI	Upholstered Front - On-Line Table	\$101		LAM5	Non-standard laminate (5 tablets or less)	\$265	ea. tablet
LTI	On-Line Table Full Veneer (sides & top)	\$265		SS5	Non-standard Solid Surface (5 tablets or less)	Call For Quote	

DIMENSIONS	3 Seat w/ Outside Arms	2 Arm Chairs w/ Open Platform	2 Seat, Outside Arms w/ Online Table	2 Arm Chairs w/ Online Table
Seat Width:	22"	22"	22"	22"
Seat Depth:	20"	20"	20"	20"
Seat Height:	18"	18"	18"	18"
Arm Height:	25.5"	25.5"	25.5"	25.5"
Back Height:	32.5"	32.5"	32.5"	32.5"
Overall Width:	72"	78"	72"	78"
Overall Depth:	27"	27"	27"	27"
Qty./Wt.:	1 ea./150 lbs.	1 ea./135 lbs.	1 ea./135 lbs.	1 ea./135 lbs.



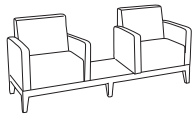
OJAI LOUNGE WITH TWO ARM CHAIRS
AND ON LINE TABLE

MODEL / DESCRIPTION / LIST PRICING



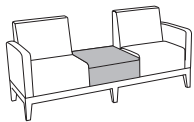
3013 Three Seat Lounge with 2 Outside Arms COM Yardage: 12.25 Yds. / Back: 6 Yds / Seat: 3.75 Yds / Arms: 2.5 Yds

COM	GR1	GR2	GR3	GR4	GR5	GR6	GR7	GR8	GR9	GR10	LEA
\$4160	\$4451	\$4630	\$4814	\$5008	\$5207	\$5415	\$5632	\$5857	\$6092	\$6336	\$7489



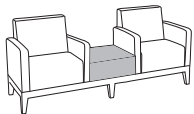
3014 Lounge with 2 Arm Chairs and Open Veneer Platform Center COM Yardage: 11.5 Yds. / Back: 4 Yds / Seat: 2.5 Yds / Arms: 5 Yds

COM	GR1	GR2	GR3	GR4	GR5	GR6	GR7	GR8	GR9	GR10	LEA
\$4261	\$4559	\$4741	\$4932	\$5128	\$5333	\$5547	\$5769	\$6000	\$6240	\$6490	\$7670



3016 Two Seat Lounge - 2 Outside Arms and On-Line Table COM Yardage: 9 Yds. / Back: 4 Yds / Seat: 2.5 Yds / Arms: 2.5 Yds

COM	GR1	GR2	GR3	GR4	GR5	GR6	GR7	GR8	GR9	GR10	LEA
\$4583	\$4903	\$5099	\$5303	\$5516	\$5736	\$5966	\$6205	\$6452	\$6711	\$6978	\$8249



3017 Lounge with 2 Armchairs and On-Line Table COM Yardage: 11.5 Yds. / Back: 4 Yds / Seat: 2.5 Yds / Arms: 5 Yds

COM	GR1	GR2	GR3	GR4	GR5	GR6	GR7	GR8	GR9	GR10	LEA
\$4743	\$5075	\$5278	\$5489	\$5709	\$5937	\$6174	\$6422	\$6679	\$6945	\$7223	\$8538

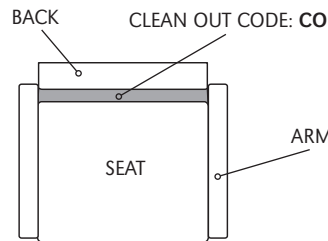


Diagram Specifies A Clean Out
Use **CO** for overall widths up to 50"
and **CO1** for overall widths over 50"

OPTIONS

Add upcharge to list price and code to model number


FR	CAL 133 (TB 133) Fire Retardant per yard	\$95	/yd.	GD	Ganging Device	\$40	
MB	Moisture Barrier - per seat	\$133		TAB-()	Swivel Tablet (specify A, B or C, left or right arm)	\$419	
2FO	Two Fabric Option	\$104		TABR1-()	Removable Tablet (specify A, B or C, left or right arm)	\$498	
3FO	Three Fabric Option	\$157		TABR2-()	Removable Tablet (specify A, B or C both arm openings)	\$604	
WAC	Wood Arm Cap	\$94	ea.	SST	Solid Surface Tablet Arm - add to tablet option	\$133	
PAC	Poly Arm Cap - Standard Black/Charcoal	\$73	ea.	CO	Clean Out (overall width up to 50")	\$265	
IMS	Complete Storage and Magazine Inset	\$509		CO1	Clean Out (overall width over 50")	\$408	
UFI	Upholstered Front - On-Line Table	\$101		LAM5	Non-standard laminate (5 tablets or less)	\$265	ea. tablet
LTI	On-Line Table Full Veneer (sides & top)	\$265		SS5	Non-standard Solid Surface (5 tablets or less)	Call For Quote	

DIMENSIONS	Two Seat Three Arms	Three Seat Four Arms
Seat Width:	22"	22"
Seat Depth:	20"	20"
Seat Height:	18"	18"
Arm Height:	25.5"	25.5"
Back Height:	32.5"	32.5"
Overall Width:	53"	72"
Overall Depth:	27"	27"
Qty./Wt.:	1 ea./115 lbs.	1 ea./135 lbs.



OJAI TWO SEAT LOUNGE WITH INSIDE ARM

MODEL / DESCRIPTION / LIST PRICING

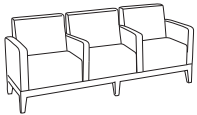


3094 Two-Seat Lounge with Outside Arms and one Inside Arm

COM Yardage: 10.5 Yds.

COM	GR1	GR2	GR3	GR4	GR5	GR6	GR7	GR8	GR9	GR10	LEA
\$3142	\$3362	\$3498	\$3637	\$3781	\$3933	\$4091	\$4255	\$4424	\$4601	\$4786	\$5657

COM Yardage (Optional three fabrics): Back: 4 Yds / Seat: 2.5 Yds / Arms: 3.75 Yds



3019 Three-Seat Lounge with Outside Arms and Inside Arms

COM Yardage: 15.5 Yds.

COM	GR1	GR2	GR3	GR4	GR5	GR6	GR7	GR8	GR9	GR10	LEA
\$4523	\$4839	\$5034	\$5235	\$5443	\$5661	\$5887	\$6124	\$6369	\$6624	\$6889	\$8141

COM Yardage (Optional three fabrics): Back: 6 Yds / Seat: 3.75 Yds / Arms: 5 Yds

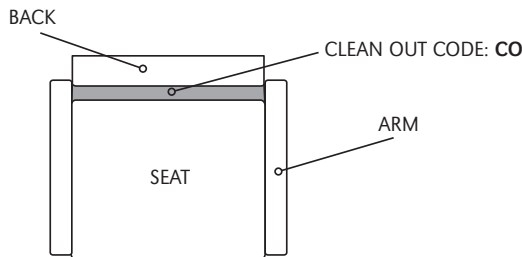


Diagram Specifies A Clean Out
Use **CO** for overall widths up to 50"
and **CO1** for overall widths over 50"

OPTIONS

Add upcharge to list price and code to model number

FR	CAL 133 (TB 133) Fire Retardant per yard	\$95	/yd.
MB	Moisture Barrier on seat - per seat	\$101	
2FO	Two fabric option	\$104	
3FO	Three fabric option	\$157	
WAC	Wood Arm Cap	\$94	ea.
PAC	Poly Arm Cap - Standard Black/Charcoal	\$73	ea.

GD	Ganging Device	\$55	
TA	Swinging Tablet Arm	\$422	
TAR	Receptacle Hardware for Swinging Tablet Arm	\$159	ea.
CO	Clean Out (overall width up to 50")	\$265	
CO1	Clean Out (overall width over 50")	\$408	

OJAI WOOD OCCASIONAL TABLE

The Ojai Occasional Table features a solid maple base platform. The body and top are wood veneer or laminate over wood core with decorative details of a hardwood multiply birch reveal.



OJAI COFFEE TABLE



OJAI RECTANGLE END TABLE



BASE AND REVEAL
DETAIL

ORDERING INFORMATION

- 1) Series Name
- 2) Model Number
- 3) Quantity
- 4) Table Top Material/Finish Selection
- 5) Table Body Material/Finish Selection
- 6) Table Base Wood Finish

OJAI OCCASIONAL SPECIFICATIONS

Table

Table is CARB Phase I & Phase II compliant. Laminate wood veneer and phenolic backing are glued with water based adhesives. Custom sizes are available.

Table tops

ERG offers over 1000 standard laminate choices from Nevamar, Wilsonart, Formica and Pionite. Wood veneer in transparent stain colors and custom stain matching are also available. Solid Surface, 3Form Chroma and stone table tops will be quoted upon request.

Table Base






Base is solid maple with a 5/8 " hardwood multiply reveal in your choice of 16 standard colors.

Glides

Four black polyvinyl glides factory installed.

MODEL / DESCRIPTION / LIST PRICING

OJAI OCCASIONAL TABLES

	Model Number	Model Description	Table Top Size	Table Height	TableTop Shape	Shipping Weight	LAMINATE	WOOD VENEER
	OJA2226	Occasional	22" x 26"	18"	rectangle	65 lbs.	\$1827	\$2019
	OJA2424	Occasional	24" x 24"	18"	square	65 lbs.	\$1791	\$1976
	OJA3030	Occasional	30" x 30"	18"	square	75 lbs.	\$2000	\$2182
	OJA3636	Occasional	36" x 36"	18"	square	95 lbs.	\$2158	\$2289
	OJA3060	Occasional	30" x 60"	18"	rectangle	95 lbs.	\$2296	\$2697

ORCHID

The Orchid lounge chair is a stylish look with dramatic curves. Similar to the flower, it takes strength and beauty with its dynamic lines as the arm flares out. This design looks great in a lounge or lobby settings.



ORDERING INFORMATION

OPTIONS

To Order Please Specify:

- 1) Series Name
- 2) Model Number
- 3) Quantity
- 4) Fabric Grade & Number

- CODE: FR - CAL 133 (TB 133) Fire Retardant per yard
- CODE: MB - Moisture Barrier

SOFT SEATING	WEIGHT LIMIT
1 Seat	500 lbs.

ORCHID GENERAL SPECIFICATIONS

Upholstery

Cold injected urethane molded foam covered throughout by Dacron to protect final upholstery.

Metal Base

4 Star Steel Base: 360° swivel, polished chrome steel construction with fixed seat height and adjustable steel glides included. This is a non auto-return base.

Graded-In & COM Fabric Testing

Due to the complexity of the upholstery process, please submit your Graded-in/COM for testing. A 10"x10" sample is required. **ALL FABRIC MUST BE PRE APPROVED.** Please see Approved Fabrics link under product webpage images.

DIMENSIONS	Orchid 4 Star Base
Seat Height:	16"
Seat Width:	14.5"
Seat Depth:	16"
Overall Height:	37"
Overall Width:	36"
Overall Depth:	26"
Qty./Wt.:	1 ea./52 lbs.



MODEL / DESCRIPTION / LIST PRICING



8800 4 STAR STEEL BASE SWIVEL

COM Yardage: 2.5 Yds.

COM	GR1	GR2	GR3	GR4	GR5	GR6	GR7	GR8	GR9	GR10	LEA
\$1318	\$1408	\$1488	\$1568	\$1648	\$1728	\$1808	\$1888	\$1968	\$2048	\$2118	\$2333

OPTIONS

Add upcharge to list price and code to model number

FR	CAL 133 (TB 133) Fire Retardant per yard	\$95	/yd.	MB	Moisture Barrier - per seat	\$133	
----	--	------	------	----	-----------------------------	-------	--

OSLO TABLES

Oslo tables have been created with a simple and streamlined design, yet very industrial in look and build. The frame consists of two inch heavy gauge steel complemented with your choice of a 5 inch caster or adjustable glide base. This table is perfect for an urban setting that boasts socialization for a touchdown space, casual meeting area ready to change on a moment's notice or simply a workspace environment.



OSLO BAR HEIGHT TABLE
WITH OPTIONAL 5" CASTERS

ORDERING INFORMATION

- | | |
|-----------------|-------------------------------|
| 1) Series Name | 5) Frame Color |
| 2) Model Number | 6) Laminate Selection and No. |
| 3) Size | 7) Edge Style Code and Color |
| 4) Quantity | 8) Optional Items |

OSLO SPECIFICATIONS

Oslo Table Base

- Table Height** Cafe table height is 29" to 30" depending on table top material or substrate specified. Bar height is 42".
- Legs/Apron** The Oslo legs & apron is made with 2", 14 gauge square steel tubing. Foot rest is set at 10" from the floor
- Glides** Factory installed 1.25" industrial strength adjustable poly steel glides are standard.
- Casters** 5" Total Lock Industrial Casters.
- Assembly** Apron mounts to top with 1/4-20 x 1" machine screws into metal inserts; no wood screws are used. Legs are attached to the apron with 3/8-16 bolts. Shipped K-D.

Table Tops

Table top core is CARB Compliant 1.25" particle board. Laminate and phenolic backing are glued with water based adhesives.

OPTIONAL Butcher Block tops are available, please call factory.

FINISHES

Table Leg Finish

Oslo table legs and apron are available in all standard powder coat colors.

Laminate/Veneer Selections

ERG offers over 1000 standard laminate choices from Nevamar, Wilsonart, Formica and Pionite. Wood veneer is available in transparent stain colors - custom stain matching available.

Edge Selection

ERG offers a wide variety of table top edge materials including PVC and wood edges.

OPTIONS

- CODE: CH - Counter Table Height - 36"
- CODE: CAS5 - Industrial 5" Total Lock Casters

Factory installed table top power/data available.
See accessories online under the 'Products' tab

Note: Oslo tables are shipped K-D

MODEL / DESCRIPTION / LIST PRICING

OSLO | RECTANGLE | CAFE HEIGHT - 29"


RECTANGLE

Model Number	Table Top Size	Shpg. Wght	Number of Legs	LAMINATE TOP ASSORTED EDGES			VEENER TOP	BUTCHER BLOCK TOP
				EDGE 2A	EDGE 3A	EDGE 4B	EDGE 8G	
OSL3060	30 X 60	90	4	\$1992	\$2150	\$2285	\$4856	Call for quote
OSL3072	30 X 72	102	4	\$2149	\$2325	\$2475	\$5254	Call for quote
OSL3084	30 X 84	113	4	\$2277	\$2478	\$2650	\$5611	Call for quote
OSL3096	30 X 96	124	4	\$2538	\$2757	\$2944	\$6239	Call for quote
OSL3660	36 X 60	102	4	\$2113	\$2294	\$2449	\$5192	Call for quote
OSL3672	36 X 72	115	4	\$2280	\$2481	\$2654	\$5621	Call for quote
OSL3684	36 X 84	129	4	\$2417	\$2647	\$2844	\$6007	Call for quote
OSL3696	36 X 96	142	4	\$2687	\$2938	\$3153	\$6664	Call for quote
OSL4272	42 X 72	129	4	\$3320	\$3660	\$3952	\$8325	Call for quote
OSL4296	42 X 96	160	4	\$3567	\$3955	\$4288	\$9012	Call for quote
OSL4872	48 X 72	142	4	\$3639	\$3999	\$4307	\$9085	Call for quote
OSL4896	48 X 96	178	4	\$3800	\$4214	\$4569	\$9602	Call for quote
OSL6072	60 X 72	169	4	\$3964	\$4363	\$4706	\$9919	Call for quote
OSL6096	60 X 96	214	4	\$4163	\$4628	\$5027	\$10554	Call for quote



OSLO CAFE HEIGHT TABLE

OPTIONS

Add upcharge to list price and code to model number

CH	Counter Table Height - 36"	\$212		CAS5	Industrial 5" Total Lock Casters	\$80	ea.
----	----------------------------	-------	--	------	----------------------------------	------	-----

MODEL / DESCRIPTION / LIST PRICING

OSLO | RECTANGLE | BAR HEIGHT - 42"


RECTANGLE

Model Number	Table Top Size	Shpg. Wght	Number of Legs	LAMINATE TOP ASSORTED EDGES			VEENER TOP	BUTCHER BLOCK TOP
				EDGE 2A	EDGE 3A	EDGE 4B	EDGE 8G	
OSLH3060	30 X 60	98	4	\$2252	\$2410	\$2545	\$5428	Call for quote
OSLH3072	30 X 72	110	4	\$2409	\$2585	\$2735	\$5826	Call for quote
OSLH3084	30 X 84	121	4	\$2537	\$2738	\$2910	\$6183	Call for quote
OSLH3096	30 X 96	132	4	\$2798	\$3017	\$3204	\$6811	Call for quote
OSLH3660	36 X 60	110	4	\$2373	\$2554	\$2709	\$5764	Call for quote
OSLH3672	36 X 72	123	4	\$2540	\$2741	\$2914	\$6193	Call for quote
OSLH3684	36 X 84	137	4	\$2677	\$2907	\$3104	\$6579	Call for quote
OSLH3696	36 X 96	150	4	\$2947	\$3198	\$3413	\$7236	Call for quote
OSLH4272	42 X 72	137	4	\$3580	\$3920	\$4212	\$8897	Call for quote
OSLH4296	42 X 96	168	4	\$3827	\$4215	\$4548	\$9584	Call for quote
OSLH4872	48 X 72	150	4	\$3899	\$4259	\$4567	\$9657	Call for quote
OSLH4896	48 X 96	186	4	\$4060	\$4474	\$4829	\$10174	Call for quote
OSLH6072	60 X 72	177	4	\$4120	\$4519	\$4862	\$10262	Call for quote
OSLH6096	60 X 96	222	4	\$4319	\$4784	\$5183	\$10897	Call for quote



OSLO BAR HEIGHT TABLE

OPTIONS

Add upcharge to list price and code to model number

CAS5	Industrial 5" Total Lock Casters	\$80	ea.
------	----------------------------------	------	-----

PARMA TABLES

Parma Tables offer three looks showcasing its substantial three inch top and have an array of useful applications for training, dining or multi-use areas. The metal legs come in two styles including the straight metal leg and the metal angle, giving the table a unique look. The full laminate panel looks great ganged together to create the ultimate surface for learning or collaborating.



METAL LEG



METAL ANGLE LEGS



LAMINATE PANEL BAR HEIGHT WITH COVE POWER/DATA

ORDERING INFORMATION

- | | |
|-----------------------------|----------------------------------|
| 1) Series Name | 6) Powder Coat color (metal leg) |
| 2) Model Number | 7) Optional Items |
| 3) Size | |
| 4) Quantity | |
| 5) Laminate Selection & No. | |

PARMA SPECIFICATIONS

Laminate Panel

Parma panel tables feature a 3" thick wood frame covered on all sides with high pressure laminate. Table frame is CARB Phase I & Phase II Compliant. Laminate and phenolic backing are glued with water based adhesives. Tables 72" and over will have steel stretcher bars installed within the table top for added stability. The Parma table standard height is 29".

Metal

The Parma metal leg tables are constructed with a 3" thick wood frame table top in your choice of laminate. Square and angled legs are made of formed and welded 14-gauge, 0.75" x 1.5" rectangular steel tubing. The two legs are attached together with two welded steel tubing cross members. Frames are sandblasted and finished in your choice of standard powder coat colors. Parma metal leg tables are a standard height of 29".

Table Tops/Solid Surface

Solid Surface and Stone table tops will be quoted upon request.

Note: Some sizes and dimensions are approximate, if using an existing solid surface or other top, please call for exact specs before ordering.

Glides

Factory installed steel glides includes on all Parma tables.

FINISHES

Laminate Selections

ERG offers over 1000 standard laminate choices from Nevamar, Wilsonart, Formica and Pionite.

Metal Legs

Finished in standard powder coat colors.

OPTIONS

- CODE: PRH36 - Counter height table top (36")
- CODE: PRH42 - Bar height table top (42")
- CODE: P2L - Two Contrasting Laminates.
- CODE: HD - Hinged Door (panel leg only - includes mouse hole)
- CODE: VD - Velcro Door (panel leg only - includes mouse hole)
- CODE: WM - Wire Management Trough (required for power/data on laminate panel tables)
- CODE: PCFC - Connecting Floor Crossbar for Angle legs & Straight Legs
- CODE: CAT - Almost Rectangle Table Top
- CODE: SHP - Laminate Shelving (includes metal span support bars - available on panel leg only)

construction note

PARMA features a steel frame under structure consisting of completely welded U-shape weldments for extra strength and stability.



Panel Bases

PARMA | METAL

RECTANGLE

Number	Size	Total Weight	List Price
PRM2460	24" X 60"	130	\$3293
PRM2472	24" X 72"	145	\$3354
PRM2484	24" X 84"	160	\$3750
PRM2496	24" X 96"	175	\$3900
PRM3060	30" X 60"	140	\$3378
PRM3072	30" X 72"	155	\$3509
PRM3084	30" X 84"	170	\$3893
PRM3096	30" X 96"	185	\$4278
PRM3660	36" X 60"	150	\$3464
PRM3672	36" X 72"	165	\$3672
PRM3684	36" X 84"	180	\$4044
PRM3696	36" X 96"	195	\$4694



PARMA METAL LEG

PARMA | METAL ANGLE LEGS

RECTANGLE

Number	Size	Total Weight	List Price
PRMA2460	24" X 60"	130	\$3293
PRMA2472	24" X 72"	145	\$3354
PRMA2484	24" X 84"	160	\$3750
PRMA2496	24" X 96"	175	\$3900
PRMA3060	30" X 60"	140	\$3378
PRMA3072	30" X 72"	155	\$3509
PRMA3084	30" X 84"	170	\$3893
PRMA3096	30" X 96"	185	\$4278
PRMA3660	36" X 60"	150	\$3464
PRMA3672	36" X 72"	165	\$3672
PRMA3684	36" X 84"	180	\$4044
PRMA3696	36" X 96"	195	\$4694



PARMA METAL ANGLE LEGS BAR HEIGHT WITH OPTIONAL CROSSBAR AND COVE POWER/DATA SHOWN WITH BENTON DEMI BACK STOOLS



PARMA METAL ANGLE LEGS PROFILE

Power + Wire Mgmt Note:

Metal Leg - when ordering metal legs, MMT01 must be ordered.
Please see **Power + Wire Mgmt** link under product webpage images.

OPTIONS

Add upcharge to list price and code to model number

PRH36	36" Counter Height	\$371	
PRH42	42" Bar Height	\$451	
P2L	Contrasting Two Laminates	\$265	

WM	Wire Management Trough (for power/data)	\$371	
PCFC	Connecting Floor Crossbar for Angle legs & Straight Legs	\$477	



PARMA PANEL TABLE WITH OPTIONAL TWO LAMINATES

PARMA | LAMINATE PANEL

RECTANGLE

Number	Size	Total Weight	List Price
PRML2460	24" X 60"	130	\$3473
PRML2472	24" X 72"	145	\$3533
PRML2484	24" X 84"	160	\$3930
PRML2496	24" X 96"	175	\$4080
PRML3060	30" X 60"	140	\$3557
PRML3072	30" X 72"	155	\$3690
PRML3084	30" X 84"	170	\$4074
PRML3096	30" X 96"	185	\$4459
PRML3660	36" X 60"	150	\$3642
PRML3672	36" X 72"	165	\$3854
PRML3684	36" X 84"	180	\$4224
PRML3696	36" X 96"	195	\$4873



PARMA BAR HEIGHT PANEL TABLE WITH OPTIONAL SHELVING
NOTE: LAMINATE SHELF IS PLACED 10" BELOW TABLE TOP UNDERSIDE

Power + Wire Mgmt Note:

Laminate Panel Leg - when two or more laminate panel tables will be joined, AH must be ordered to daisy chain power/data units
Please see **Power + Wire Mgmt** link under product webpage images.

OPTIONS

Add upcharge to list price and code to model number

PRH36	36" Counter Height	\$371	
PRH42	42" Bar Height	\$451	
SHP	Laminate Shelving (Laminate Panel Models Only)	\$599	
P2L	Contrasting Two Laminates	\$265	

HD	Hinge Door (for power/data)	\$310	
VD	Velcro Access Door (for power/data)	\$329	
WM	Wire Management Trough (for laminate panel)	\$371	

PENTO SERIES

Pento chairs feature a one piece Beech wood shell available in transparent wood stain choices. Also available with many design and frame choices.

HIGH PRESSURE LAMINATES LPS
available on Pento



SIDE CHAIR



SIDE CHAIR WITH UPHOLSTERED SEAT OPTION

ORDERING INFORMATION

To Order Please Specify:

- 1) Series Name
- 2) Model Number
- 3) Quantity
- 4) Wood Species
- 5) Wood Stain Finish Color
- 6) Frame Color or Polished Chrome
- 7) Fabric Grade & Number
- 8) Optional Items
- 9) Back Cutouts
- 10) Engraving
- 11) **LPS** (Laminate Plywood Seating)

PENTO GENERAL SPECIFICATIONS

Shell

- Compound angle, .50" thick multiply Beech wood.
- Available in transparent wood stain colors with vertical running wood grain.

Upholstery

- Seat inserts can be finished in choice of fabric, vinyl, crypton, leather or approved COM.

Frame

- .75" diameter 14 gauge round steel tubing legs with adjustable glides (4-leg), or plastic glides (sled base).

Stacking

- 4-Leg chair, Sled chair will stack 4 high on the floor and up to 6 high on a dolly.

CHAIRS	WEIGHT LIMIT
Metal Legs	350 lbs.

COLORS / FINISHES

Wood Stain Finish Colors:

Standard wood stain colors.


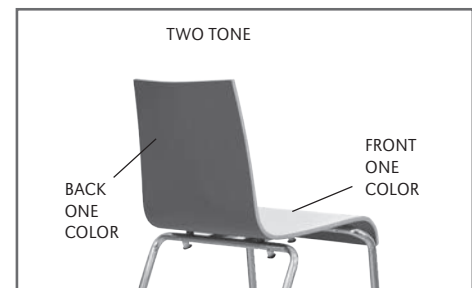
Frame Finish Colors:

Standard powder coat colors.

Optional polished chrome available with upcharge.

OPTIONS

- CODE: FR - CAL 133 (TB 133) Fire Retardant
- CODE: MB - Moisture Barrier
- CODE: TT - Two Tone Stain Colors (for solid, no hole back design only)
- CODE: RD - Round Hole Cutout Back Design
TR - Trapezoid Hole Cutout Back Design
RECT - Rectilinear Hole Cutout Back Design
ENG - Laser Engraved Back Design
- CODE: PC - Polished Chrome Frame Finish
- CODE: LPS - Laminate Plywood Seating
**Laminate seats (LPS) requires minimum 15 chair order
- CODE: HG - Hand Grip Cutout



DIMENSIONS	Side Chair	Sled Base Chair
Seat Width:	17.5"	17.5"
Seat Depth:	15"	15"
Seat Height:	17.5"	17.5"
Back Height:	32"	32"
Arm Height:	-	N/A
Overall Width:	20.5"	22"
Overall Depth:	22"	22"
Qty./Wt. per carton:	3 ea./50 lbs.	3 ea./50 lbs.



WOOD CHAIR



SLED BASE CHAIR

MODEL / DESCRIPTION / LIST PRICING



927 Wood Chair

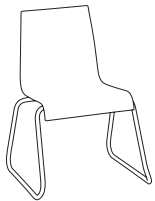
Chair
\$535



927/SI Wood Chair - Upholstered Seat Insert

COM Yardage: 0.75 Yard

COM	GR1	GR2	GR3	GR4	GR5	GR6	GR7	GR8	GR9	GR10	LEA
\$688	\$735	\$765	\$796	\$828	\$861	\$895	\$932	\$969	\$1008	\$1047	\$1238



933 Sled Base Chair

Chair
\$576

933/SI Sled Base Chair - Upholstered Seat Insert

COM Yardage: 0.75 Yard

COM	GR1	GR2	GR3	GR4	GR5	GR6	GR7	GR8	GR9	GR10	LEA
\$729	\$780	\$811	\$843	\$878	\$912	\$948	\$987	\$1025	\$1068	\$1110	\$1311



OPTIONS

Add upcharge to list price and code to model number

FR	CAL 133 (TB 133) Fire Retardant per yard.	\$95	/yd.
MB	Moisture Barrier - Per Seat	\$72	
TT	Two Tone Wood Stain Colors	\$45	
RD	Round Hole Cutout Back Design	\$80	
TR	Trapezoid Hole Cutout Back Design	\$80	

RECT	Rectilinear Hole Cutout Back Design	\$80	
ENG	Laser Engraving Back Design*	\$90	
PC	Polished Chrome Finish - 4-Leg Chair or Sled	\$40	
LPS	Laminate Plywood Seating**	Call	
HG	Hand Grip Cutout	\$80	

*One time setup fee of \$260. Minimum 12 chairs (of same design and series)

**Laminate seats (LPS) requires minimum 15 chair order

PENTO STOOL

Pento demi or tall back stools feature a one piece Beech wood shell available in transparent wood stain choices. Also available with many design choices.

**HIGH PRESSURE
LAMINATES
LPS**
available on Pento



DEMI BACK
WITH UPHOLSTERED SEAT INSERT



BAR STOOL WITH OPTIONAL POLISHED
CHROME FRAME

ORDERING INFORMATION

To Order Please Specify:

- | | |
|----------------------------|---|
| 1) Series Name | 7) Fabric Grade & Number |
| 2) Model Number | 8) Optional Items |
| 3) Quantity | 9) Back Cutouts |
| 4) Wood Species | 10) Engraving |
| 5) Wood Stain Finish Color | 11) LPS (Laminate Plywood Seating) |
| 6) Frame Color | |

PENTO STOOL GENERAL SPECIFICATIONS

Shell

- Compound angle, .50" thick multiply Beech wood in full or demi back.
- Available in transparent wood stain colors with vertical running wood grain.

Upholstery

- Upholstered seat inserts can be finished in choice of fabric, vinyl, crypton, leather or approved COM.

Frame

- .75" diameter 14 gauge round steel tubing legs with adjustable glides.

Stacking

- 4-leg stool stacks 3 high on the floor.

COLORS / FINISHES

Wood Stain Finish Colors:

Standard wood stain colors.

Frame Finish Colors:

Standard powder coat colors.


Optional polished chrome available with upcharge.

OPTIONS

- CODE: FR - CAL 133 (TB 133) Fire Retardant
- CODE: MB - Moisture Barrier
- CODE: TT - Two Tone Stain Colors (for solid, no hole back design only)
- CODE: LPS - Laminate Ply Seat
Laminate seats (LPS) requires minimum 15 chair order
- CODE: CH - Counter Height (24" seat height)
- CODE: SH - Specialty Height (any custom height)
- CODE: RD - Round Hole Cutout Back Design
TR - Trapezoid Hole Cutout Back Design
RECT - Rectilinear Hole Cutout Back Design
ENG - Laser Engraved Back Design
- CODE: PC - Polished Chrome Frame Finish
- CODE: HG - Hand Grip Cutout



SOLID BACK



ROUND CUTOUTS



TRAPEZOID CUTOUTS



RECTILINEAR CUTOUTS

DIMENSIONS	Demi Back Stool	Tall Back Stool
Seat Width:	17.5"	17.5"
Seat Depth:	15"	15"
Seat Height:	30"	30"
Back Height:	38"	43.5"
Overall Width:	22"	22"
Overall Depth:	24"	24"
Qty./Wt. per carton:	2 ea./30 lbs.	2 ea./35 lbs.



BAR STOOL WITH OPTIONAL POLISHED CHROME FRAME

MODEL / DESCRIPTION / LIST PRICING



937 Tall Back Bar Stool



Chair
\$731

937/SI Tall Back Bar Stool - Upholstered Seat Insert

COM Yardage: 0.75 Yard

COM	GR1	GR2	GR3	GR4	GR5	GR6	GR7	GR8	GR9	GR10	LEA
\$820	\$878	\$912	\$948	\$987	\$1028	\$1068	\$1110	\$1155	\$1200	\$1249	\$1476



935 Demi Back Bar Stool

Chair
\$801

935/SI Demi Back Bar Stool - Upholstered Seat Insert

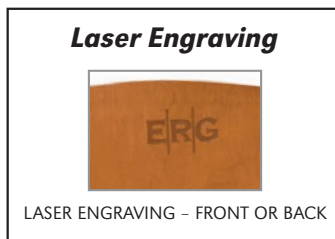
COM Yardage: 0.75 Yard

COM	GR1	GR2	GR3	GR4	GR5	GR6	GR7	GR8	GR9	GR10	LEA
\$889	\$952	\$990	\$1030	\$1070	\$1113	\$1158	\$1204	\$1251	\$1302	\$1355	\$1601

935/U Demi Back Bar Stool - Fully Upholstered

COM Yardage: 1.25 Yard

COM	GR1	GR2	GR3	GR4	GR5	GR6	GR7	GR8	GR9	GR10	LEA
\$931	\$996	\$1036	\$1077	\$1120	\$1166	\$1212	\$1260	\$1310	\$1362	\$1418	\$1675



OPTIONS

Add upcharge to list price and code to model number

FR	CAL 133 (TB 133) Fire Retardant per yard.	\$95	/yd.
MB	Moisture Barrier - Per Seat	\$72	
TT	Two Tone Wood Stain Colors	\$45	
CH	Counter Height (24" seat height)	\$30	
SH	Specialty Height (any custom height)	\$30	
RD	Round Hole Cutout Back Design	\$80	

TR	Trapezoid Hole Cutout Back Design	\$80	
RECT	Rectilinear Hole Cutout Back Design	\$80	
ENG	Laser Engraving Back Design*	\$90	
PC	Polished Chrome Finish - Bar Stool	\$61	
LPS	Laminate Ply Seat**	CALL	
HG	Hand Grip Cutout	\$80	

*One time setup fee of \$260. Minimum 12 chairs (of same design and series)

**Laminate seats (LPS) requires minimum 15 chair order

PISA TABLES

Pisa Tables offer style and versatility for an array of applications. The complete square steel tube apron and legs provide the perfect solution for training, dining or multi-use areas.



SQUARE TABLE



RECTANGLE TABLE WITH
OPTIONAL POWER / DATA

ORDERING INFORMATION

- | | |
|-----------------|-------------------------------|
| 1) Series Name | 5) Frame Color |
| 2) Model Number | 6) Laminate Selection and No. |
| 3) Size | 7) Edge Style Code and Color |
| 4) Quantity | 8) Optional Items |

PISA SPECIFICATIONS

Pisa Table Base

- Table Height** Cafe table height is 29" to 30" depending on table top material or substrate specified. Bar height is 42".
- Legs/Apron** The Pisa legs & apron is made with 2", 14 gauge square steel tubing.
- Glides** Factory installed 1.25" industrial strength adjustable poly steel glides are standard.
- Assembly** Apron mounts to top with 1/4-20 x 1" machine screws into metal inserts; no wood screws are used. Legs are attached to the apron with 3/8-16 bolts. Shipped K-D.

Table Tops

Table top core is CARB Compliant 1.25" particle board. Laminate and phenolic backing are glued with water based adhesives.

FINISHES

Table Leg Finish

Pisa table legs and apron are available in all standard powder coat colors.

Laminate/Veneer Selections

ERG offers over 1000 standard laminate choices from Nevamar, Wilsonart, Formica and Pionite. Wood veneer is available in transparent stain colors - custom stain matching available.

Edge Selection

ERG offers a wide variety of table top edge materials including PVC, wood, aluminum and resin/urethane. Refer to "Table Edges and Profiles" on the website.

NOTE: Urethane/Resin edges are only available for certain sizes, please call for availability.

OPTIONS

- CODE: STH - Special Table Height (any table height other than 29" or 42")
- CODE: CH - Counter Table Height - 36"
- CODE: CAT - Almost Rectangle Table Top

Factory installed table top power/data available.
See accessories online under the 'Products' tab

Note: Pisa tables are shipped K-D

MODEL / DESCRIPTION / LIST PRICING

PISA | SQUARE | CAFE HEIGHT - 29"


SQUARE

Model Number	Table Top Size	Shpg. Wght	Number of Legs	LAMINATE TOP ASSORTED EDGES							VENEER TOP	
				GRP 1	GRP 2	GRP 3	GRP 4	GRP 5	GRP 6	GRP 7	GRP 8	GRP 9
PSA36S	36 X 36	67	4	N/A	\$1409	\$1530	\$1636	\$1845	\$2019	\$2228	\$3466	\$4161
PSA42S	42 X 42	90	4	N/A	\$1605	\$1760	\$1893	\$2158	\$2378	\$2643	\$3996	\$4740
PSA48S	48 X 48	107	4	N/A	\$1843	\$2059	\$2244	\$2616	\$2924	\$3295	\$4703	\$5426

PISA | SQUARE | BAR HEIGHT - 42"


SQUARE

Model Number	Table Top Size	Shpg. Wght	Number of Legs	LAMINATE TOP ASSORTED EDGES							VENEER TOP	
				GRP 1	GRP 2	GRP 3	GRP 4	GRP 5	GRP 6	GRP 7	GRP 8	GRP 9
PSAH36S	36 X 36	82	4	N/A	\$1661	\$1782	\$1887	\$2097	\$2271	\$2480	\$4019	\$4911
PSAH42S	42 X 42	105	4	N/A	\$1857	\$2012	\$2145	\$2409	\$2630	\$2895	\$4551	\$5490
PSAH48S	48 X 48	122	4	N/A	\$2095	\$2311	\$2496	\$2867	\$3176	\$3547	\$5256	\$6176



SQUARE TABLE

OPTIONS

Add upcharge to list price and code to model number

STH	Special Table Height, other than 29" or 42"	\$212	
-----	---	-------	--

MODEL / DESCRIPTION / LIST PRICING

PISA | RECTANGLE | CAFE HEIGHT - 29"

Model Number	Table Top Size	Shpg. Wght	Number of Legs	LAMINATE TOP ASSORTED EDGES							VENEER TOP	
				GRP 1	GRP 2	GRP 3	GRP 4	GRP 5	GRP 6	GRP 7	GRP 8	GRP 9
PSA2448	24 X 48	70	4	N/A	\$1287	\$1403	\$1503	\$1701	\$1866	\$2063	\$3180	\$3803
PSA2460	24 X 60	79	4	N/A	\$1328	\$1458	\$1569	\$1790	\$1974	\$2197	\$3311	\$3922
PSA2472	24 X 72	88	4	N/A	\$1471	\$1614	\$1737	\$1981	\$2185	\$2430	\$3663	\$4340
PSA2484	24 X 84	97	4	N/A	\$1582	\$1746	\$1887	\$2166	\$2400	\$2681	\$3973	\$4668
PSA2496	24 X 96	106	4	N/A	\$1675	\$1852	\$2004	\$2307	\$2560	\$2863	\$4215	\$4937
PSA3048	30 X 48	79	4	N/A	\$1384	\$1514	\$1626	\$1851	\$2037	\$2262	\$3437	\$4085
PSA3060	30 X 60	90	4	N/A	\$1434	\$1580	\$1706	\$1959	\$2170	\$2421	\$3595	\$4227
PSA3072	30 X 72	102	4	N/A	\$1584	\$1747	\$1889	\$2169	\$2402	\$2683	\$3976	\$4670
PSA3084	30 X 84	113	4	N/A	\$1705	\$1892	\$2053	\$2374	\$2642	\$2962	\$4312	\$5024
PSA3096	30 X 96	124	4	N/A	\$1805	\$2009	\$2184	\$2533	\$2823	\$3174	\$4582	\$5317
PSA3648	36 X 48	88	4	N/A	\$1490	\$1640	\$1768	\$2023	\$2238	\$2494	\$3728	\$4397
PSA3660	36 X 60	102	4	N/A	\$1599	\$1768	\$1912	\$2202	\$2442	\$2732	\$4024	\$4715
PSA3672	36 X 72	115	4	N/A	\$1707	\$1895	\$2057	\$2379	\$2648	\$2972	\$4322	\$5033
PSA3684	36 X 84	129	4	N/A	\$1887	\$2102	\$2286	\$2654	\$2961	\$3329	\$4796	\$5561
PSA3696	36 X 96	142	4	N/A	\$1946	\$2180	\$2380	\$2781	\$3115	\$3518	\$4983	\$5728

PISA | RECTANGLE | BAR HEIGHT - 42"

Model Number	Table Top Size	Shpg. Wght	Number of Legs	LAMINATE TOP ASSORTED EDGES							VENEER TOP	
				GRP 1	GRP 2	GRP 3	GRP 4	GRP 5	GRP 6	GRP 7	GRP 8	GRP 9
PSAH2460	24 X 60	79	4	N/A	\$1580	\$1709	\$1821	\$2042	\$2226	\$2449	\$3865	\$4671
PSAH2472	24 X 72	88	4	N/A	\$1722	\$1866	\$1988	\$2233	\$2437	\$2682	\$4218	\$5090
PSAH2484	24 X 84	97	4	N/A	\$1834	\$1998	\$2139	\$2418	\$2652	\$2933	\$4528	\$5419
PSAH2496	24 X 96	106	4	N/A	\$1926	\$2103	\$2255	\$2559	\$2812	\$3115	\$4769	\$5687
PSAH3060	30 X 60	90	4	N/A	\$1686	\$1832	\$1958	\$2211	\$2421	\$2673	\$4149	\$4979
PSAH3072	30 X 72	102	4	N/A	\$1835	\$1999	\$2140	\$2420	\$2654	\$2935	\$4530	\$5421
PSAH3084	30 X 84	113	4	N/A	\$1957	\$2144	\$2305	\$2625	\$2894	\$3214	\$4867	\$5775
PSAH3096	30 X 96	124	4	N/A	\$2057	\$2261	\$2436	\$2785	\$3075	\$3425	\$5137	\$6068
PSAH3660	36 X 60	102	4	N/A	\$1851	\$2020	\$2164	\$2454	\$2694	\$2984	\$4578	\$5465
PSAH3672	36 X 72	115	4	N/A	\$1959	\$2147	\$2309	\$2631	\$2900	\$3222	\$4875	\$5782
PSAH3684	36 X 84	129	4	N/A	\$2214	\$2430	\$2612	\$2981	\$3289	\$3655	\$5517	\$6536
PSAH3696	36 X 96	142	4	N/A	\$2273	\$2507	\$2708	\$3108	\$3443	\$3844	\$5703	\$6703

OPTIONS

Add upcharge to list price and code to model number

STH	Special Table Height, other than 29" or 42"	\$212		CH	Counter Table Height - 36"	\$212	
-----	---	-------	--	----	----------------------------	-------	--

MODEL / DESCRIPTION / LIST PRICING

PISA | CONFERENCE | CAFE HEIGHT - 29"

Model Number	Table Top Size	Shpg. Wght	Number of Legs	LAMINATE TOP ASSORTED EDGES							VENEER TOP	
				GRP 1	GRP 2	GRP 3	GRP 4	GRP 5	GRP 6	GRP 7	GRP 8	GRP 9
PSA4272	42 X 72	129	4	N/A	\$2609	\$2926	\$3199	\$3742	\$4197	\$4741	\$6693	\$7681
PSA4296	42 X 96	160	4	N/A	\$2768	\$3130	\$3441	\$4060	\$4578	\$5199	\$7175	\$8140
PSA4872	48 X 72	142	4	N/A	\$2665	\$3000	\$3289	\$3863	\$4344	\$4918	\$6868	\$7838
PSA4896	48 X 96	178	4	N/A	\$3041	\$3428	\$3759	\$4421	\$4972	\$5633	\$7849	\$8948
PSA48120	48 X 120	214	6	N/A	\$3797	\$4233	\$4606	\$5354	\$5978	\$6725	\$9661	\$11181
PSA48144	48 X 144	250	6	N/A	\$4249	\$4736	\$5152	\$5987	\$6681	\$7516	\$10808	\$12516

PISA | CONFERENCE | BAR HEIGHT - 42"

Model Number	Table Top Size	Shpg. Wght	Number of Legs	LAMINATE TOP ASSORTED EDGES							VENEER TOP	
				GRP 1	GRP 2	GRP 3	GRP 4	GRP 5	GRP 6	GRP 7	GRP 8	GRP 9
PSAH4272	42 X 72	129	4	N/A	\$2962	\$3279	\$3551	\$4095	\$4550	\$5094	\$7468	\$8731
PSAH4296	42 X 96	160	4	N/A	\$3120	\$3483	\$3793	\$4413	\$4931	\$5551	\$7951	\$9191
PSAH4872	48 X 72	142	4	N/A	\$3017	\$3353	\$3640	\$4215	\$4696	\$5270	\$7644	\$8888
PSAH4896	48 X 96	178	4	N/A	\$3444	\$3830	\$4161	\$4823	\$5375	\$6036	\$8735	\$10148



48 X 120 CONFERENCE TABLE WITH
OPTIONAL POWER / DATA UNITS

OPTIONS

Add upcharge to list price and code to model number

CH	Counter Table Height - 36"	\$212		CAT	Almost Rectangle table top	add 25%	
----	----------------------------	-------	--	-----	----------------------------	---------	--



POST TABLE OF CONTENTS

Post Cafe/Training Specs.....	2
Post Cafe Pricing	3
Post Training Pricing	4
Post Shapes Pricing	5
Post Folding Pricing.....	6
Post Conference Specs	7
Post Conference Pricing	8
Post Jr. Specs	9
Post Jr Pricing.....	10



STANDARD ROUND POST LEG



OPTIONAL SQUARE POST LEG

ORDERING INFORMATION

- | | |
|--------------------------|-------------------------------|
| 1) Series Name | 6) Laminate Selection and No. |
| 2) Model Number | 7) Edge Style Code and Color |
| 3) Size | 8) Optional Items |
| 4) Quantity | |
| 5) Leg Powder Coat Color | |

POST-ROXBY SPECIFICATIONS

Post Base

- Table Height** Table height is 29" to 30" depending on table top specified.
- Legs** The Post leg is made with 2", 14 gauge steel tubing. Round leg is standard, square leg is optional.
- Plate** 2" x 4" or 8" x 8" stamped metal plate.
- Glides** Factory installed 1.25" industrial strength adjustable poly steel glides are standard.
- Assembly** Post base is a completely welded one piece base, no tie-rod assembly. The top plate is welded to the vertical column. Base mounts to tabletop with ¼-20 x 1" machine screws into metal inserts in top; **NO WOOD SCREWS ARE USED.**

Table Tops

Table top core is CARB Compliant 1.25" particle board. Laminate and phenolic backing are glued with water based adhesives.

Easy-Fold Mechanism

Lightweight, heavy-duty, and very easy to operate. On folding models, lightweight designer-styled mechanism offers soft visual aesthetics ("non-industrial look"), consists of a nylon injection molded housing, cast aluminum pivot and metal locking slider. Rigid, taper locking design is activated by single lever that also locks in folded position. Legs fold flat and can be stored horizontally. ANSI/BIFMA tested. Round legs are only available on folding.

FINISHES

Table Leg Finish

Post table legs are available in all standard powder coat colors. Round leg is available with optional polished chrome.

Laminate/Veneer Selections

ERG offers over 1000 standard laminate choices from Nevamar, Wilsonart, Formica and Pionite. Wood veneer is available in transparent stain colors - custom stain matching available.

Edge Selection

ERG offers a wide variety of table top edge materials including PVC, wood, aluminum and resin/urethane. Refer to "Table Edges and Profiles" at beginning of "Tables" section.

OPTIONS

- CODE: SL - 2" Square Post Legs
- CODE: CAS3 - 3" Black Locking Casters
- CODE: GD - Ganging
- CODE: STH - Special Table Height, for any table height other than 29"
- CODE: PC - Polished Chrome Legs (round leg only)
- CODE: RAD - 3" Radius Corners for 3MM Edge
- CODE: FTBH - Flip Top Bar Height - Crossbar
- TABLE ACCESSORIES - Modesty Panels, Bridges, Grommets, Wire Management, Power & Communication Options, Table Dollies - See accessories online under the 'Products' tab

Note: When ordering modesty panel, table and panel must have 3MM edge.



Standard Round Leg



Optional Square Leg



Optional Locking Casters

MODEL / DESCRIPTION / LIST PRICING

POST | ROUNDTOP | STATIONARYLEGS



Model Number	TableTop Size	Shpg. Wght	Base Spread	LAMINATETOPASSORTEDEGES								VENEERTOP	
				GRP1	GRP2	GRP3	GRP4	GRP5	GRP6	GRP7	GRP8	GRP9	
PT24D	24"Dia.	32	4-2"	\$533	\$541	\$605	\$659	\$768	\$859	\$968	\$1381	\$1593	
PT30D	30"Dia.	43	4-2"	\$678	\$689	\$774	\$846	\$990	\$1110	\$1255	\$1769	\$2029	
PT36D	36"Dia.	53	4-2"	\$728	\$743	\$845	\$931	\$1106	\$1251	\$1427	\$1938	\$2182	
PT42D	42"Dia.	72	4-2"	\$861	\$882	\$1030	\$1158	\$1412	\$1624	\$1878	\$2385	\$2584	
PT48D	48"Dia.	86	4-2"	\$993	\$1019	\$1199	\$1352	\$1660	\$1917	\$2225	\$2781	\$2983	
PT54D	54"Dia.	101	4-2"	\$1195	\$1227	\$1454	\$1649	\$2038	\$2363	\$2752	\$3380	\$3587	
PT60D	60"Dia.	118	4-2"	\$1296	\$1333	\$1595	\$1821	\$2271	\$2647	\$3097	\$3721	\$3894	

POST | SQUARETOP | STATIONARYLEGS



Model Number	TableTop Size	Shpg. Wght	Base Spread	LAMINATETOPASSORTEDEGES								VENEERTOP	
				GRP1	GRP2	GRP3	GRP4	GRP5	GRP6	GRP7	GRP8	GRP9	
PT24S	24"Sq.	40	4-2"	\$625	\$634	\$700	\$757	\$869	\$964	\$1076	\$1593	\$1872	
PT2430S	24x30Sq.	49	4-2"	\$657	\$668	\$745	\$811	\$943	\$1053	\$1186	\$1701	\$1967	
PT30S	30"Sq.	54	4-2"	\$678	\$689	\$774	\$846	\$990	\$1110	\$1255	\$1769	\$2029	
PT36S	36"Sq.	67	4-2"	\$728	\$743	\$845	\$931	\$1106	\$1251	\$1427	\$1938	\$2182	
PT42S	42"Sq.	90	4-2"	\$883	\$903	\$1052	\$1179	\$1434	\$1646	\$1899	\$2433	\$2648	
PT48S	48"Sq.	107	4-2"	\$1036	\$1062	\$1242	\$1396	\$1704	\$1960	\$2268	\$2483	\$2758	
PT54S	54"Sq.	126	4-2"	\$1195	\$1227	\$1454	\$1649	\$2038	\$2363	\$2752	\$3380	\$3587	
PT60S	60"Sq.	148	4-2"	\$1296	\$1333	\$1595	\$1821	\$2271	\$2647	\$3097	\$3721	\$3894	

OPTIONS

Add upcharge to list price and code to model number

CAS3	3" Black Locking Casters	\$27	ea.
GD	Ganging, per table	\$101	
STH	Special Table Height, other than 29"	\$212	

SL	Square Leg/Column	\$42	per leg
PC	Polished Chrome - per leg (round leg only)	\$42	
RAD	3" Radius Corners for 3MM Edge	\$212	per table

MODEL / DESCRIPTION / LIST PRICING

POST | RECTANGLE TOP | STATIONARY LEGS

Model Number	TableTop Size	Shpg. Wght	Base Spread	LAMINATE TOP ASSORTED EDGES									VENEER TOP	
				GRP1	GRP2	GRP3	GRP4	GRP5	GRP6	GRP7	GRP8	GRP9		
PT2448	24X48	70	4-2"	\$742	\$756	\$855	\$940	\$1110	\$1251	\$1422	\$1961	\$2224		
PT2460	24X60	79	4-2"	\$776	\$791	\$902	\$997	\$1188	\$1346	\$1536	\$2073	\$2325		
PT2472	24X72	88	4-2"	\$873	\$891	\$1014	\$1120	\$1330	\$1505	\$1715	\$2329	\$2619		
PT2484	24X84	97	4-2"	\$1005	\$1026	\$1173	\$1299	\$1551	\$1761	\$2014	\$2699	\$3014		
PT2496	24X96	106	4-2"	\$1063	\$1086	\$1245	\$1381	\$1655	\$1883	\$2156	\$2866	\$3187		
PT3048	30X48	79	4-2"	\$758	\$774	\$886	\$982	\$1174	\$1335	\$1527	\$2038	\$2272		
PT3060	30X60	118	4-2"	\$798	\$816	\$942	\$1051	\$1268	\$1448	\$1666	\$2175	\$2395		
PT3072	30X72	147	4-2"	\$947	\$967	\$1107	\$1228	\$1469	\$1670	\$1911	\$2549	\$2840		
PT3084	30X84	113	4-2"	\$1089	\$1112	\$1281	\$1426	\$1715	\$1956	\$2244	\$2954	\$3266		
PT3096	30X96	158	4-2"	\$1131	\$1158	\$1341	\$1498	\$1813	\$2074	\$2389	\$3097	\$3394		
PT3660	36X60	131	4-2"	\$916	\$936	\$1082	\$1206	\$1454	\$1661	\$1911	\$2496	\$2748		
PT3672	36X72	163	4-2"	\$964	\$987	\$1148	\$1286	\$1564	\$1795	\$2072	\$2655	\$2892		
PT3684	36X84	129	4-2"	\$1097	\$1125	\$1317	\$1483	\$1814	\$2090	\$2422	\$3053	\$3293		
PT3696	36X96	176	4-2"	\$1146	\$1177	\$1387	\$1568	\$1929	\$2230	\$2590	\$3221	\$3443		

POST | ALMOST SQUARE TOP | STATIONARY LEGS

Model Number	TableTop Size	Shpg. Wght	Base Spread	LAMINATE TOP ASSORTED EDGES									VENEER TOP	
				GRP1	GRP2	GRP3	GRP4	GRP5	GRP6	GRP7	GRP8	GRP9		
PT48AS	48"AlmostSq.	107	4-2"	NA	\$1341	\$1614	\$1847	NA	\$2704	\$3171	\$3227	\$3428		
PT54AS	54"AlmostSq.	126	4-2"	NA	\$1500	\$1818	\$2090	NA	\$3090	\$3635	\$4253	\$4373		
PT60AS	60"AlmostSq.	148	4-2"	NA	\$1648	\$2017	\$2332	NA	\$3488	\$4118	\$4730	\$4802		

OPTIONS

Add upcharge to list price and code to model number

CAS3	3" Black Locking Casters	\$27	ea.
GD	Ganging, per table	\$101	
STH	Special Table Height, other than 29"	\$212	

SL	Square Leg/Column	\$42	per leg
PC	Polished Chrome - per leg (round leg only)	\$42	
RAD	3" Radius Corners for 3MM Edge	\$212	per table

MODEL / DESCRIPTION / LIST PRICING

POST | TILTED SQUARE



TILTED SQUARE

Model Number	Table Top Size	Shpg. Wght	Legs	LAMINATE TOP EDGES		
				2B	3A	4B
PTTSQ	36 X 52	85	4	\$885	\$1040	\$1173

POST | BOWED TRAPEZOID



TRAPEZOID

Model Number	Table Top Size	Shpg. Wght	Legs	LAMINATE TOP EDGES		
				2B	3A	4B
PTTZD	28 X 58	90	4	\$898	\$1056	\$1191

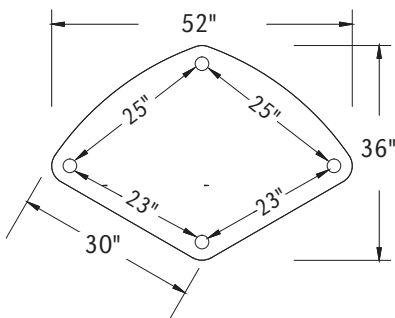
POST | BOOMER



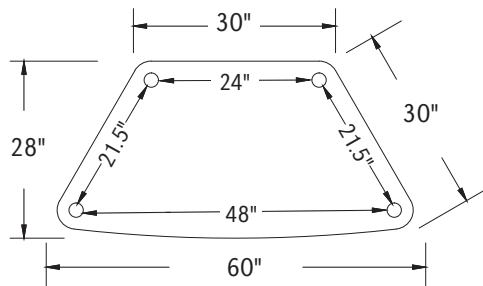
BOOMER

Model Number	Table Top Size	Shpg. Wght	Legs	LAMINATE TOP EDGES		
				2B	3A	4B
PTBMR	42 X 65	102	5	\$1086	\$1270	\$1428

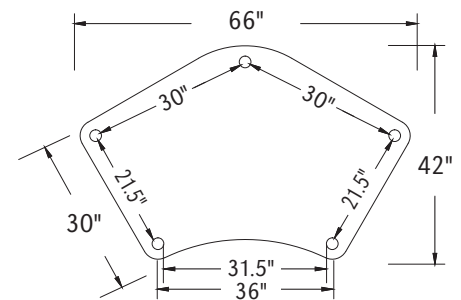
Note: These special shapes are available in 3 edge choices only.



TILTED SQUARE



TRAPEZOID



BOOMER

OPTIONS

Add upcharge to list price and code to model number

CAS3	3" Black Locking Casters	\$27	ea.
GD	Ganging, per table	\$101	
STH	Special Table Height, other than 29"	\$212	

SL	Square Leg/Column	\$42	per leg
PC	Polished Chrome - per leg (round leg only)	\$42	

MODEL / DESCRIPTION / LIST PRICING

POST | ROUND TOP | EASY FOLD



ROUND

Model Number	Table Top Size	Shpg. Wght	Base Spread	LAMINATE TOP ASSORTED EDGES									VENEER TOP	
				GRP 1	GRP 2	GRP 3	GRP 4	GRP 5	GRP 6	GRP 7	GRP 8	GRP 9		
PF42D	42" Dia.	101	4-2"	\$1724	\$1761	\$1909	\$2000	\$2275	\$2506	\$2781	\$4236	\$5043		
PF48D	48" Dia.	114	4-2"	\$1819	\$1863	\$2042	\$2151	\$2482	\$2759	\$3091	\$4541	\$5317		
PF54D	54" Dia.	129	4-2"	\$1834	\$1880	\$2059	\$2173	\$2514	\$2796	\$3136	\$4588	\$5357		
PF60D	60" Dia.	147	4-2"	\$2066	\$2129	\$2384	\$2545	\$3024	\$3423	\$3903	\$5337	\$6035		

POST | SQUARE TOP | EASY FOLD



SQUARE


Model Number	Table Top Size	Shpg. Wght	Base Spread	LAMINATE TOP ASSORTED EDGES									VENEER TOP	
				GRP 1	GRP 2	GRP 3	GRP 4	GRP 5	GRP 6	GRP 7	GRP 8	GRP 9		
PF42S	42" Sq.	113	4-2"	\$1697	\$1733	\$1870	\$1958	\$2217	\$2432	\$2691	\$4149	\$4965		
PF48S	48" Sq.	130	4-2"	\$1788	\$1832	\$1998	\$2103	\$2417	\$2678	\$2992	\$4442	\$5229		
PF54S	54" Sq.	149	4-2"	\$1918	\$1969	\$2177	\$2307	\$2697	\$3023	\$3413	\$4856	\$5602		
PF60S	60" Sq.	171	4-2"	\$2088	\$2153	\$2417	\$2580	\$3071	\$3483	\$3977	\$5412	\$6100		

POST | RECTANGLE TOP | EASY FOLD



RECTANGLE

Model Number	Table Top Size	Shpg. Wght	Base Spread	LAMINATE TOP ASSORTED EDGES									VENEER TOP	
				GRP 1	GRP 2	GRP 3	GRP 4	GRP 5	GRP 6	GRP 7	GRP 8	GRP 9		
PF3060	30 X 60	106	4-2"	\$1821	\$1867	\$2046	\$2155	\$2490	\$2767	\$3101	\$4551	\$5326		
PF3072	30 X 72	118	4-2"	\$1886	\$1934	\$2134	\$2258	\$2630	\$2939	\$3308	\$4756	\$5511		
PF3084	30 X 84	147	4-2"	\$2004	\$2065	\$2300	\$2448	\$2891	\$3259	\$3704	\$5142	\$5858		
PF3096	30 X 96	158	4-2"	\$2033	\$2095	\$2341	\$2495	\$2954	\$3339	\$3800	\$5237	\$5942		
PF3660	36 X 60	118	4-2"	\$1914	\$1967	\$2174	\$2305	\$2693	\$3018	\$3407	\$4851	\$5597		
PF3672	36 X 72	131	4-2"	\$1987	\$2046	\$2277	\$2421	\$2853	\$3214	\$3646	\$5086	\$5806		
PF3684	36 X 84	163	4-2"	\$2082	\$2148	\$2408	\$2571	\$3060	\$3468	\$3957	\$5392	\$6082		
PF3696	36 X 96	176	4-2"	\$2154	\$2225	\$2509	\$2687	\$3220	\$3664	\$4195	\$5627	\$6292		



Note: Folding legs are only available with round column.

OPTIONS

Add upcharge to list price and code to model number

CAS3	3" Mobile Casters	\$27	ea.
GD	Ganging, per table	\$101	
STH	Special Table Height, other than 29"	\$212	

PC	Polished Chrome - per leg	\$42	
RAD	3" Radius Corners for 3MM Edge	\$212	per table



POST RECTANGLE CONFERENCE TABLE



POST RACETRACK CONFERENCE TABLE

ORDERING INFORMATION

- | | |
|-----------------|-------------------------------|
| 1) Series Name | 5) Laminate Selection and No. |
| 2) Model Number | 6) Edge Style Code and Color |
| 3) Size | 7) Wood Species |
| 4) Quantity | 9) Wood Stain Color |
| 5) Frame Color | 10) Optional Items |

POST CONFERENCE SPECIFICATIONS

Post Base

- Table Height** Table height is 29" to 30" depending on table top specified.
- Legs** The Post Conference leg is made with 3", 14 gauge round steel tubing.
- Plate** 8" x 8" stamped metal plate.
- Glides** Adjustable glides.
- Assembly** Base mounts to top with 1/4" - 20 machine screws into metal inserts - NO WOOD SCREWS ARE USED.
- For tables over 72" in length, two heavy duty steel stretcher bars are provided.

Table Tops

Table top core is CARB Compliant 1.25" particle board. Laminate and phenolic backing are glued with water based adhesives.

Edge Selection

ERG offers a wide variety of table top edge materials including PVC, wood, aluminum and resin/urethane. Refer to "Table Edges and Profiles" at beginning of "Tables" section.

FINISHES

Table Bases and Legs

Post legs are finished in your choice of standard powder coat colors or optional polished chrome.

Laminate/Veneer Selections

ERG offers over 1000 standard laminate choices from Nevamar, Wilsonart, Formica and Pionite. Wood veneer is available in transparent stain colors - custom stain matching available.

OPTIONS

- CODE: STH - Special Table Height (any table height other than 29")
- CODE: GD - Ganging
- CODE: COT - Oval table top
- CODE: CBT - Boat table top
- CODE: PC - Polished Chrome Legs
- CODE: RAD - 3" Radius Corners for 3MM Edge
- CODE: CAT - Almost Rectangle Table Top
- TABLE ACCESSORIES - Modesty Panels, Bridges, Grommets, Wire Management, Power & Communication Options, Table Dollies - see accessories online under the 'Products' tab

Note: When ordering modesty panel, table and panel must have 3MM edge.



SQUARE POST JR.



ROUND POST JR.

ORDERING INFORMATION

- | | |
|-------------------------------|------------------------------|
| 1) Series Name | 7) Edge Style Code and Color |
| 2) Model Number | 8) Optional Items |
| 3) Size | |
| 4) Quantity | |
| 5) Powder Coat Paint Color | |
| 6) Laminate Selection and No. | |

POST JR. wSPECIFICATIONS

Post Table Base

- Table Height** Junior table height is 24" depending on table top specified.
- Legs** The Post Jr. leg is made with 2", 14 gauge round steel tubing.
- Plate** 2" x 4" stamped metal plate.
- Glides** Factory installed vinyl glides are standard.
- Assembly** Post base is a completely welded one piece base, no tie-rod assembly. The top plate is welded to the vertical column. Base mounts to tabletop with 1/4-20 x 1" machine screws into metal inserts in top; NO WOOD SCREWS ARE USED.

Table Tops

Table top core is CARB Compliant 1.25" particle board. Laminate and phenolic backing are glued with water based adhesives.

FINISHES

Leg Finish Colors:

Standard powder coat paint colors.

Laminate/Veneer Selections


ERG offers over 1000 standard laminate choices from Nevamar, Wilsonart, Formica and Pionite. Wood veneer is available in transparent stain colors - custom stain matching available.

Edge Selection

ERG offers a wide variety of table top edge materials including PVC, wood, aluminum, resin and laminate. Refer to "Table Edges and Profiles" at beginning of "Tables" section.

OPTIONS


- CODE: CAS3 - 3" Black Locking Casters
- CODE: GD - Ganging
- CODE: STH - Special Table Height, for any table height other than 24"
- TABLE ACCESSORIES - Modesty Panels, Bridges, Grommets, Wire Management, Power & Communication Options, Table Dollies - See accessories online under the 'Products' tab



Leg detail

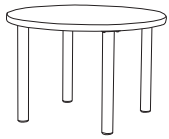
Locking
Casters detail

MODEL / DESCRIPTION / LIST PRICING



1357 Post Jr. Table 30" Sq. Top, Height 24" - Laminate Top

EDGE GRP1	EDGE GRP2	EDGE GRP3	EDGE GRP4	EDGE GRP5	EDGE GRP6	EDGE GRP7
\$696	\$711	\$816	\$905	\$1084	\$1232	\$1410



1358 Post Jr. Table 30" Round Top, Height 24" - Laminate Top

EDGE GRP1	EDGE GRP2	EDGE GRP3	EDGE GRP4	EDGE GRP5	EDGE GRP6	EDGE GRP7
\$670	\$695	\$746	\$790	\$866	\$969	\$1122



BENTON JUNIOR WOOD CHAIR AND POST JR. TABLE

OPTIONS

Add upcharge to list price and code to model number

CAS3	Black Locking Casters	\$27	ea.
GD	Ganging, per table	\$101	

STH	Special Table Height, other than 24"	\$212	
-----	--------------------------------------	-------	--

SINGLE POWER APPLICATION



Ashley Uno

- features:
- 1 AC 15 Amp Power Outlets
 - 2 USB 4.2 Amps
 - 6' Power Cord

MODEL

- Black:** 305126.01.04.06
Silver: 305126.01.01.06
White: 305126.01.VV.06

LIST PRICE

\$371



Ashley Duo

- features:
- 2 AC 15 Amp Power Outlets
 - 2 USB 4.2 Amps
 - 6' Power Cord

MODEL

- Black:** 305051.01.04.06
Silver: 305051.01.01.06
White: 305051.01.VV.06

LIST PRICE

\$401



Ashley Trio

- features:
- 3 AC 15 Amp Power Outlets
 - 2 USB 4.2 Amps
 - 1 HDMI Port
 - 6' Power Cord

MODEL

- Black:** 305054.01.04.06
Silver: 305054.01.01.06
White: 305054.01.VV.06

LIST PRICE

\$438

Note: As application constraints may vary with each order, ERG must approve all power applications.
 72" power cord length is standard for all Ashley power and data units.

120" power cord available - please specify when ordering.

MULTIPLE POWER UNIT APPLICATION (DAISY CHAIN)



Ashley Smart Box (required for daisy chain)

- features:
- 144" bracket attachment

MODEL

400022-I-7

LIST PRICE

\$624



Ashley Uno - Daisy Chain Unit

- features:
- 1 AC 15 Amp Power Outlets
 - 2 USB 4.2 Amps
 - 12" daisy chain cord

MODEL

Black: 400080.01.04.01
Silver: 400080.01.01.01
White: 400080.01.VV.01

LIST PRICE

\$365



Ashley Duo - Daisy Chain Unit

- features:
- 2 AC 15 Amp Power Outlets
 - 2 USB 4.2 Amps
 - 12" daisy chain cord

MODEL

Black: 400048.01.04.01
Silver: 400048.01.01.01
White: 400048.01.VV.01

LIST PRICE

\$378



Ashley Trio - Daisy Chain Unit

- features:
- 3 AC 15 Amp Power Outlets
 - 2 USB 4.2 Amps
 - 1 HDMI Port
 - 12" daisy chain cord

MODEL

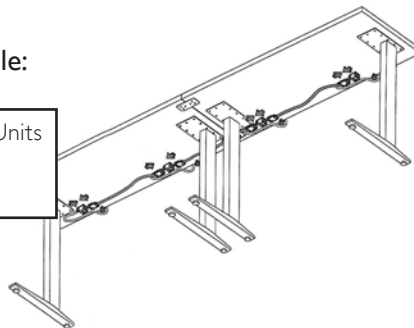
Black: 400051.01.04.01
Silver: 400051.01.01.01
White: 400051.01.VV.01

LIST PRICE

\$456

Daisy Chain order example:

- 4 Ashley Uno Daisy Chain Units
- 3 30" Jumpers
- 1 Ashley Smart Box



JUMPER LENGTHS AVAILABLE BASED ON TABLE SIZE - SEE BELOW

12" - 30" TABLES

	MODEL	LIST PRICE
12" Jumper	400023.1.1	\$95
24" Jumper	400023.1.2	
30" Jumper	400023.1.17	

36" - 60" TABLES

	MODEL	LIST PRICE
36" Jumper	400023.1.18	\$110
48" Jumper	400023.1.4	
60" Jumper	400023.1.6	

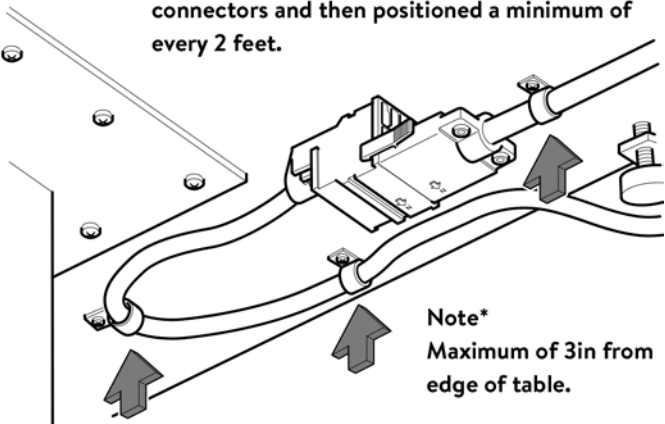
72" - 120" TABLES

	MODEL	LIST PRICE
72" Jumper	400023.1.10	\$130
96" Jumper	400023.1.21	
120" Jumper	400023.1.28	

MULTIPLE POWER UNIT APPLICATION
(DAISY CHAIN INSTALLATION EXAMPLE)

Install Cord Supports

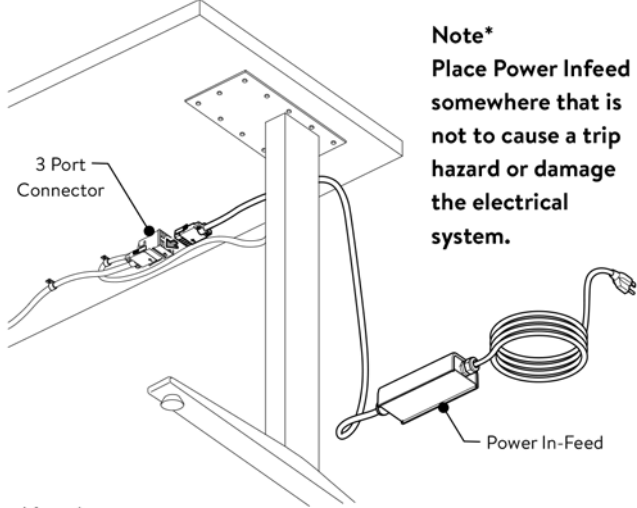
Note*
Cord supports should be located close to connectors and then positioned a minimum of every 2 feet.



Note*
Maximum of 3in from edge of table.

Note*
The cord shall not hang down more than 6 inches below the underside of the table.

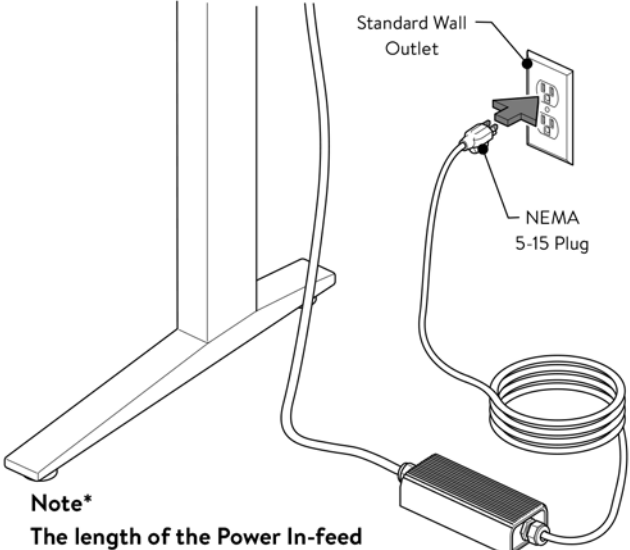
Install Connector End of Power In-Feed into 3-port Connector on any Power Module.



Note*
Place Power Infeed somewhere that is not to cause a trip hazard or damage the electrical system.

Note*
Never use more than one Power In-feed.

Insert NEMA 5-15 Plug into a properly wired/grounded (Non GFCI) Standard Wall Outlet



Note*
The length of the Power In-feed NEMA cord as specified in our Condition of Accountability:



Cove Rectangle (power only)

- includes:
- 2 electrical outlets (12 AMP / 120 VOLT)
 - 108" 15 AMP single circuit cord
- ETL listed

MODEL	LIST PRICE
Black: COV-2-B-108	\$339
Silver: COV-2-S-108	
White: COV-2-GW-108	



Cove Rectangle (power / convenience outlet)

- includes:
- 2 electrical outlets (12 AMP / 120 VOLT)
 - convenience outlet
 - 108" 15 AMP single circuit cord
- ETL listed

MODEL	LIST PRICE
Black: COV-21-B-108	\$368
Silver: COV-21-S-108	
White: COV-21-GW-108	



Cove Rectangle (power and USB)

- includes:
- 1 electrical outlet (12 AMP / 120 VOLT)
 - 2 USB charging outlets
 - 108" 15 AMP single circuit cord
- ETL listed

MODEL	LIST PRICE
Black: COV-1U-B-108	\$480
Silver: COV-1U-S-108	
White: COV-1U-GW-108	



Cove Rectangle (power and USB)

- includes:
- 2 electrical outlets (12 AMP / 120 VOLT)
 - 2 USB charging outlets
 - 108" 15 AMP single circuit cord
- ETL listed

MODEL	LIST PRICE
Black: COV-2U-B-108	\$510
Silver: COV-2U-S-108	
White: COV-2U-GW-108	



Cove Rectangle (power, USB and conv. outlets)

- includes:
- 2 electrical outlets (12 AMP / 120 VOLT)
 - 2 USB charging outlets
 - 2 convenience outlets
 - 108" 15 AMP single circuit cord
- ETL listed

MODEL	LIST PRICE
Black: COV-22U-B-108	\$679
Silver: COV-22U-S-108	
White: COV-22U-GW-108	

Additional Cord Lengths	LIST PRICE
36" Cord	\$30
144" Cord	\$42
180" Cord	\$55
240" Cord	\$83

Note: As application constraints may vary with each order, ERG must approve all power applications.

Placement and Dimensions

For Cove power locations, please provide detailed drawing

- Cove dimensions:
- COV-2 / COV-1U: 5.0" x 2.5"
 - COV-21 / COV-2U: 5.75" x 2.5"
 - COV-22U: 7.75" x 2.5"

Option Code: TTC - Table Top Cutout
(cutout only, no power unit)
\$159 list • per cutout, per table
Custom Cutout • call for quote
requires diagram and dimensions for approved placement



Cove Rectangle (power, USB and conv. outlet)

- includes:
- 3 electrical outlets (12 AMP / 120 VOLT)
 - 2 USB charging outlets
 - 1 convenience outlet
 - 108" 15 AMP single circuit cord
- ETL listed

MODEL **LIST PRICE**

- Black:** COV-3IU-B-108 \$651
Silver: COV-3IU-S-108
White: COV-3IU-GW-108



Cove Rectangle (power, USB and RJ45)

- includes:
- 2 electrical outlets (12 AMP / 120 VOLT)
 - 2 USB charging outlets
 - 1 RJ45 cat 6 data jack
 - 108" 15 AMP single circuit cord
- ETL listed

MODEL **LIST PRICE**

- Black:** COV-RJ-2U-B-108 \$510
Silver: COV-RJ-2U-S-108
White: COV-RJ-2U-GW-108




Cove Round (power only)

- includes:
- 2 electrical outlets (12 AMP / 120 VOLT)
 - 108" 15 AMP single circuit cord
- ETL listed

MODEL **LIST PRICE**

- Black:** COV-R-2-B-108 \$339
Silver: COV-R-2-S-108
White: COV-R-2-GW-108




Cove Round (power and USB)

- includes:
- 1 electrical outlet (12 AMP / 120 VOLT)
 - 2 USB charging outlets
 - 108" 15 AMP single circuit cord
- ETL listed

MODEL **LIST PRICE**

- Black:** COV-R-1U-B-108 \$480
Silver: COV-R-1U-S-108
White: COV-R-1U-GW-108



Cove Round (power and USB)

- includes:
- 2 electrical outlets (12 AMP / 120 VOLT)
 - 2 USB charging outlets
 - 108" 15 AMP single circuit cord
- ETL listed

MODEL **LIST PRICE**

- Black:** COV-R-2U-B-108 \$483
Silver: COV-R-2U-S-108
White: COV-R-2U-GW-108

Additional Cord Lengths	LIST PRICE
36" Cord	\$30
144" Cord	\$42
180" Cord	\$55
240" Cord	\$83

Note: As application constraints may vary with each order, ERG must approve all power applications.

Placement and Dimensions

For Cove power locations, please provide detailed drawing

Cove dimensions:
 COV3IU: 7.75" x 2.5"
 COVRJ: 7.25" x 2.5"

Cove Round dimensions:
 COV-R-2 / COV-R-1U: 5.25" diameter
 COV-R-2U: 6" diameter

Option Code: TTC - Table Top Cutout
(cutout only, no power unit)
 \$159 list • per cutout, per table
 Custom Cutout • call for quote
 requires diagram and dimensions for approved placement



Cove Mini - Round (power only)

- includes:
- 2 electrical outlets (12 AMP / 120 VOLT)
 - 108" 15 AMP single circuit cord
- ETL listed

MODEL **LIST PRICE**

- Black:** COV-SM-R-2-B-108 \$339
Silver: COV-SM-R-2-S-108
White: COV-SM-R-2-GW-108



Cove Mini - Round (power and USB)

- includes:
- 1 electrical outlet (12 AMP / 120 VOLT)
 - 2 USB charging outlets
 - 108" 15 AMP single circuit cord
- ETL listed

MODEL **LIST PRICE**

- Black:** COV-SM-R-IU-B-108 \$480
Silver: COV-SM-R-IU-S-108
White: COV-SM-R-IU-GW-108



Cove Mini - Rectangle (power only)

- includes:
- 2 electrical outlets (12 AMP / 120 VOLT)
 - 108" 15 AMP single circuit cord
- ETL listed

MODEL **LIST PRICE**

- Black:** COV-SM-2-B-108 \$283
Silver: COV-SM-2-S-108
White: COV-SM-2-GW-108



Cove Mini - Rectangle (power and USB)

- includes:
- 1 electrical outlet (12 AMP / 120 VOLT)
 - 2 USB charging outlets
 - 108" 15 AMP single circuit cord
- ETL listed

MODEL **LIST PRICE**

- Black:** COV-SM-IU-B-108 \$424
Silver: COV-SM-IU-S-108
White: COV-SM-IU-GW-108

Additional Cord Lengths	LIST PRICE
36" Cord	\$30
144" Cord	\$42
180" Cord	\$55
240" Cord	\$83

Note: As application constraints may vary with each order, ERG must approve all power applications.

Placement and Dimensions

For Cove power locations, please provide detailed drawing

Cove Mini dimensions:
 COV-SM-R-2 / COV-SM-R-IU: 4" diameter
 COV-SM-2 / COV-SM-IU: 3.75" x 2.25"

Option Code: TTC - Table Top Cutout (cutout only, no power unit)
 \$159 list • per cutout, per table
 Custom Cutout • call for quote
 requires diagram and dimensions for approved placement



Villa (power only)

- includes:
- 2 electrical outlets (15 AMP / 125 VOLT)
 - 2 knockouts for RJ45 cat 6 data
 - 1 convenience receptacle
 - 72" 15 AMP single circuit cord
 - 4 cable clamps
- UL/ETL listed

MODEL

Black Finish
VIL-C-DKO-B-72 (power unit)
VIL-GROM-F-B (flush lid grommet)

LIST PRICE
(includes grommet)

\$339

Silver Finish

VIL-C-DKO-S-72 (power unit)
VIL-GROM-F-S (flush lid grommet)

\$339



Villa (power and data)

- includes:
- 2 electrical outlets (15 AMP / 125 VOLT)
 - 2 RJ45 cat 6 data jacks
 - 1 convenience receptacle
 - 72" 15 AMP single circuit cord
 - 4 cable clamps
- UL/ETL listed

MODEL

Black Finish
VIL-C-D-B-72 (power unit)
VIL-GROM-F-B (flush lid grommet)

LIST PRICE
(includes grommet)

\$510

Silver Finish

VIL-C-D-S-72 (power unit)
VIL-GROM-F-S (flush lid grommet)

\$510



Villa (power, data and A/V)

- includes:
- 2 electrical outlets (15 AMP / 125 VOLT)
 - 1 RJ45 cat 6 data jack
 - 1 mini stereo
 - 1 15-pin HD VGA f/f
 - 1 convenience receptacle
 - 72" 15 AMP single circuit cord
 - 4 cable clamps
- UL/ETL listed

MODEL

Black Finish
VIL-C-V-B-72 (power unit)
VIL-GROM-F-B (flush lid grommet)

LIST PRICE
(includes grommet)

\$572

Silver Finish

VIL-C-V-S-72 (power unit)
VIL-GROM-F-S (flush lid grommet)

\$572



Villa (power, data and USB)

- includes:
- 2 electrical outlets (15 AMP / 125 VOLT)
 - 2 RJ45 cat 6 data jacks
 - 2 USB charging outlets
 - 1 convenience receptacle
 - 72" 15 AMP single circuit cord
 - 4 cable clamps
- UL/ETL listed

MODEL

Black Finish
VIL-C-U-D-B-72 (power unit)
VIL-GROM-F-B (flush lid grommet)

LIST PRICE
(includes grommet)

\$666

Silver Finish

VIL-C-U-D-S-72 (power unit)
VIL-GROM-F-S (flush lid grommet)

\$666

Additional Cord Lengths

Additional Cord Lengths	LIST PRICE
36" Cord	\$30
108" Cord	\$30
144" Cord	\$42
180" Cord	\$55
240" Cord	\$83

Note: As application constraints may vary with each order, ERG must approve all power applications.

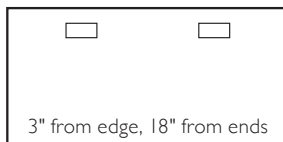
Placement and Dimensions

Standard placements below, for custom locations, please provide detailed drawing.

single power unit



two power units



Villa dimensions:

Grommet:
3.39" x 5.68"
Power Unit:
3.20" x 8.63" x 2.25"

Option Code: TTC - Table Top Cutout
(cutout only, no power unit)

\$159 list • per cutout, per table

Custom Cutout • call for quote

requires diagram and dimensions for approved placement

Note: When ordering kits, table length must be specified.



Villa Daisy Link™ Kit (power only)

- includes:
- 2 electrical outlets (15 AMP / 125 VOLT)
 - 2 data knockouts
 - 1 hardwire, 2 circuit cord (20 AMP)
 - 1 FM cable
 - 1 FF cable
 - 4 cable clamps
- Power Base is UL listed

MODEL

Black Finish

- VIF-41-DKOB-___K (power unit kit) \$453
VIF-41-DKOB-___DK (double kit) \$849

Silver Finish

- VIF-41-DKOS-___K (power unit kit) \$453
VIF-41-DKOS-___DK (double kit) \$849

LIST PRICE

(includes kit & flush lid grommet)



Villa Daisy Link™ Kit (power and data)

- includes:
- 2 electrical outlets (15 AMP / 125 VOLT)
 - 2 RJ45 cat 6 data jacks
 - 1 hardwire, 2 circuit cord (20 AMP)
 - 1 FM cable
 - 1 FF cable
 - 4 cable clamps
- Power Base is UL listed

MODEL

Black Finish

- VIF-4-I-D-B-___K (power unit kit) \$594
VIF-4-I-D-B-___DK (double kit) \$990

Silver Finish

- VIF-4-I-D-S-___K (power unit kit) \$594
VIF-4-I-D-S-___DK (double kit) \$990

LIST PRICE

(includes kit & flush lid grommet)



Villa Daisy Link™ Kit (power and USB)

- includes:
- 2 electrical outlets (15 AMP / 125 VOLT)
 - 2 USB charging outlets
 - 2 data knockouts
 - 1 FM cable
 - 1 FF cable
 - 4 cable clamps
- Power Base is UL listed

MODEL

Black Finish

- VIF-4IUDKOB-___K (power unit kit) \$623
VIF-4IUDKOB-___DK (double kit) \$1,189

Silver Finish

- VIF-4IUDKOS-___K (power unit kit) \$623
VIF-4IUDKOS-___DK (double kit) \$1189

LIST PRICE

(includes kit & flush lid grommet)



Villa Daisy Link™ Kit (power, data and USB)

- includes:
- 2 electrical outlets (15 AMP / 125 VOLT)
 - 2 RJ45 cat 6 data jacks
 - 2 USB charging outlets
 - 1 FM cable
 - 1 FF cable
 - 4 cable clamps
- Power Base is UL listed

MODEL

Black Finish

- VIF-41-UDB-___K (power unit kit) \$763
VIF-41-UDB-___DK (double kit) \$1217

Silver Finish

- VIF-41-UDS-___K (power unit kit) \$763
VIF-41-UDS-___DK (double kit) \$1217

LIST PRICE

(includes kit & flush lid grommet)

Hard Wire Cable 72"
hardwire infeed - up to 2 circuits

MODEL LIST PRICE
42SB2-72 \$129

Quick Disconnect Box
hardwire solution with corded convenience

MODEL LIST PRICE
42QD \$68

Note: As application constraints may vary with each order, ERG must approve all power applications. When ordering, table length must be specified. For tables larger than 72", two units are required.

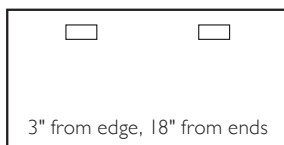
Placement and Dimensions

Standard placements shown below, for custom locations, please provide detailed drawing.

single power unit



two power units



Villa dimensions:

Grommet:
3.39" x 5.68"
Power Unit:
3.20" x 8.63" x 2.25"

Option Code: TTC - Table Top Cutout
(cutout only, no power unit)
\$159 list • per cutout, per table
Custom Cutout • call for quote
requires diagram and dimensions for approved placement



Interact G2 (power only)

- includes:
- 2 electrical outlets (15 AMP / 125 VOLT)
 - 1 convenience receptacle
 - 72" 15 AMP single circuit cord
 - (2) cord pass-throughs
 - (2) RJ45 cat 6 data knockouts
 - (1) telecom cutout (see options below)
- ETL listed

MODEL	LIST PRICE
Black Textured Finish ACT-21-B-72	\$424
Silver Pearl Finish ACT-21-S-72	\$424



Interact G2 (with USB)

- includes:
- 2 electrical outlets (15 AMP / 125 VOLT)
 - 1 convenience receptacle
 - 2 USB charging outlets
 - 72" 15 AMP single circuit cord
 - (2) cord pass-throughs
 - (2) RJ45 cat 6 data knockouts
 - (1) telecom cutout (see options below)
- ETL listed

MODEL	LIST PRICE
Black Textured Finish ACT-21U-B-72	\$594
Silver Pearl Finish ACT-21U-S-72	\$594

Telecom Plate Options

- RJ11 cat 3 voice + RJ45 cat 6 data
- (2) RJ45 cat 6 data
- (4) RJ45 cat 6 data
- USB A/A connector (incl. 72" patch cord)
- (2) USB A/A connectors (incl. 72" patch cord)
- HDMI video
- mini stereo + VGA video

MODEL	LIST PRICE
A-BL-A-B	\$113
A-BL-B-B	\$149
A-BL-B-B-B-B	\$290
A-BL-102	\$78
A-BL-102-102	\$149
A-BL-C45	\$174
A-BL-C51-L	\$171

Additional Cord Lengths	LIST PRICE
36" Cord	\$30
108" Cord	\$30
144" Cord	\$42
180" Cord	\$55
240" Cord	\$83

Note: As application constraints may vary with each order, ERG must approve all power applications.

Placement and Dimensions

Unit dimensions shown below. For power/data installation locations, please provide detailed drawing.

Unit dimensions:
Interact G2: 4.75" x 8.375"

**Option Code: TTC - Table Top Cutout
(cutout only, no power unit)**
\$159 list • per cutout, per table
Custom Cutout • call for quote
requires diagram and dimensions for approved placement



Interface G2 (power only)

- includes:
- 4 electrical outlets (15 AMP / 125 VOLT)
 - 1 convenience receptacle
 - 72" 15 AMP single circuit cord
 - (3) telecom cutouts (see options below)
- ETL listed

MODEL	LIST PRICE
Black Textured Finish INT-41-B-72	\$1058
Silver Pearl Finish INT-41-S-72	\$1058



Interface G2 (power and USB)

- includes:
- 4 electrical outlets (15 AMP / 125 VOLT)
 - 2 USB charging outlets
 - 1 convenience receptacle
 - 72" 15 AMP single circuit cord
 - (3) telecom cutouts (see options below)
- ETL listed

MODEL	LIST PRICE
Black Textured Finish INT-41U-B-72	\$1229
Silver Pearl Finish INT-41U-S-72	\$1229



Interface II TT (two sided unit)

- includes:
- 8 electrical outlets (15 AMP / 125 VOLT)
 - 72" 15 AMP single circuit cord
 - (8) telecom cutouts (see options below)
- UL/UCL listed

MODEL	LIST PRICE
Black Textured Finish INTRFC II TT SC	\$1322
Silver Pearl Finish INTRFC II TT CS	\$1322

Telecom Plate Options

- RJ11 cat 3 voice + RJ45 cat 6 data
- (2) RJ45 cat 6 data
- (4) RJ45 cat 6 data
- USB A/A connector (incl. 72" patch cord)
- (2) USB A/A connectors (incl. 72" patch cord)
- HDMI video
- mini stereo + VGA video

MODEL	LIST PRICE
A-BL-A-B	\$113
A-BL-B-B	\$149
A-BL-B-B-B-B	\$290
A-BL-102	\$78
A-BL-102-102	\$149
A-BL-C45	\$174
A-BL-C51-L	\$171

Additional Cord Lengths	LIST PRICE
36" Cord	\$30
108" Cord	\$30
144" Cord	\$42
180" Cord	\$55
240" Cord	\$83

Note: As application constraints may vary with each order, ERG must approve all power applications.

Placement and Dimensions

Unit dimensions shown below. For power/data installation locations, please provide detailed drawing.

Unit dimensions:

Interface G2: 6.0" x 13.625"

Interface II TT: 10.94" x 13.625"

Option Code: TTC - Table Top Cutout (cutout only, no power unit)
 \$159 list • per cutout, per table
 Custom Cutout • call for quote
 requires diagram and dimensions for approved placement



Oasis Mini A

- includes:
- 6 electrical outlets (15 AMP / 125 VOLT)
 - (2) 108" 15 AMP single circuit cords
 - (2) telecom cutouts (see options below)
- UL listed

MODEL	LIST PRICE
Black Finish OAM-A-PC-B	\$1967
Silver Pearl Finish OAM-A-PC-S	\$1967



Oasis Mini B

- includes:
- 4 electrical outlets (15 AMP / 125 VOLT)
 - (2) 108" 15 AMP single circuit cords
 - (3) telecom cutouts (see options below)
- UL listed

MODEL	LIST PRICE
Black Finish OAM-B-PC-B	\$1967
Silver Pearl Finish OAM-B-PC-S	\$1967



Oasis Mini U

- includes:
- 6 electrical outlets (15 AMP / 125 VOLT)
 - (2) 108" 15 AMP single circuit cords
 - 2 USB charging outlets
 - (1) telecom cutout (see options below)
- ETL listed

MODEL	LIST PRICE
Black Finish OAM-U-PC-B-108	\$2169
Silver Pearl Finish OAM-U-PC-S-108	\$2169



Telecom Plate Options

- RJ11 cat 3 voice + RJ45 cat 6 data
- (2) RJ45 cat 6 data
- (4) RJ45 cat 6 data
- HDMI video
- mini stereo + VGA video

MODEL	LIST PRICE
A-BL-A-B	\$113
A-BL-B-B	\$149
A-BL-B-B-B-B	\$290
A-BL-C45	\$174
A-BL-C51-L	\$171

Oasis Mini features a two door aluminum lid that retracts simultaneously into the table when opened

Outer Pan Options

- Black Outer Pan
- Silver Outer Pan

MODEL	LIST PRICE
OAM-OP-B	\$141
OAM-OP-S	\$141

Note: As application constraints may vary with each order, ERG must approve all power applications. 108" power cord is standard for all Oasis Mini units.

Placement and Dimensions

Standard placements shown below, for custom locations, please provide detailed drawing.

Unit dimensions:
Oasis Mini: 9" x 15"

Option Code: TTC - Table Top Cutout (cutout only, no power unit)
\$159 list • per cutout, per table
Custom Cutout • call for quote
requires diagram and dimensions for approved placement



Marina Power Dock

- includes:
- 4 electrical outlets (15 AMP / 120 VOLT)
 - 1 convenience receptacle
 - 4 USB charging outlets
 - (2) telecom cutouts (see options below)
 - 108" 15 AMP single circuit cord
- ETL listed

MODEL	LIST PRICE
Black Finish MAR-PD-B-108	\$2405
Silver Pearl Finish MAR-PD-S-108	\$2405



Marina HDMI

- includes:
- 4 electrical outlets (15 AMP / 120 VOLT)
 - 4 USB charging outlets
 - 4 HDMI "Show Me" cables
 - 1 4-position HDMI switch box
 - (2) telecom cutouts (see options below)
 - 1 15 ft. HDMI monitor cable
 - 108" 15 AMP single circuit cord
- ETL listed

MODEL	LIST PRICE
Black Finish MAR-H-B-108	\$9595
Silver Pearl Finish MAR-H-S-108	\$9595

Marina HDMI Adapter Accessories

- HDMI to Mini Display & Thunderbolt Adapter
- HDMI to Display Port Adapter Pack
- HDMI to VGA Adapter Pack w/ Audio Support
- HDMI to Apple Lightning Adapter Pack
- HDMI to Apple 30 pin Adapter Pack
- Adapter Sample Pack (includes one of each)

MODEL	LIST PRICE
ADPT-HDMI/MDP	\$158 (pack of 2)
ADPT-HDMI/DP	\$181 (pack of 2)
ADPT-HDMI/VGA	\$578 (pack of 2)
ADPT-HDMI/LTN	\$883 (pack of 2)
ADPT-HDMI/30PIN	\$1109 (pack of 2)
ADPT-SAMPLER	\$1396 (pack of 5)

Telecom Plate Options

- RJ11 cat 3 voice + RJ45 cat 6 data
- (2) RJ45 cat 6 data
- (4) RJ45 cat 6 data
- HDMI video
- mini stereo + VGA video

MODEL	LIST PRICE
A-BL-A-B	\$113
A-BL-B-B	\$149
A-BL-B-B-B-B	\$290
A-BL-C45	\$174
A-BL-C51-L	\$171

Note: As application constraints may vary with each order, ERG must approve all power applications. 108" power cord is standard on all Marina Power Dock and HDMI units.

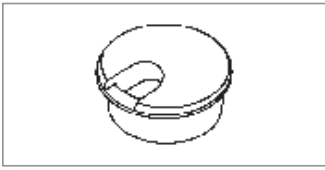
Standard Placement and Dimensions

Standard placements shown below, for custom locations, please provide detailed drawing.

Unit dimensions:
Marina Power Dock: 13.2" x 7.95"
Marina HDMI: 13.2" x 7.95"

Option Code: TTC - Table Top Cutout
(cutout only, no power unit)
\$159 list • per cutout, per table
Custom Cutout • call for quote
requires diagram and dimensions for approved placement

TABLE GROMMETS / WIRE MANAGEMENT



Round Table Grommet

- 2 piece unit: cap and liner
- 1.75" inside diameter
- 2" overall diameter

MODEL

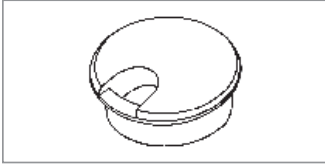
GR01-B **Black Finish**

LIST PRICE

\$54

GR01-S **Silver Finish**

\$54



Round Table Grommet

- 2 piece unit: cap and liner
- 2.5" inside diameter
- 3" overall diameter

MODEL

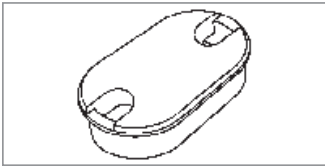
GR02-B **Black Finish**

LIST PRICE

\$67

GR02-S **Silver Finish**

\$67



Oval Table Grommet

- 2 piece unit: cap and liner
- 3.75" x 1.75" inside opening
- 4" x 2" overall

MODEL

GR03-B **Black Finish**

LIST PRICE

\$91

GR03-S **Silver Finish**

\$91



Access Hole

- For power/data daisy chain
- Available on laminate and upholstered units
- 1.75" diameter opening
- grommet insert (grommet cap if hole exposed)

MODEL

Laminate

AH-L

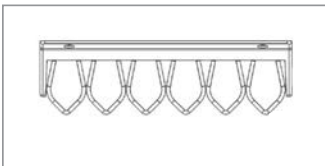
LIST PRICE

\$54

Upholstered

AH-U

\$54



6-Loop Wire Management

- under table cable grips
- six loops to organize wires
- black or silver finish

MODEL

Black Finish

GRIP6-B

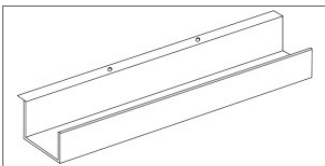
LIST PRICE

\$67 (set of 2)

Silver Finish

GRIP6-AL

\$67 (set of 2)



Wire Management Trough

- under table metal trough
- field installed

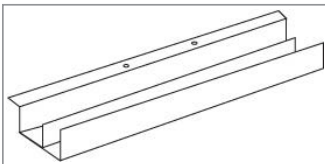
MODEL

Black Finish

MMTO1

LIST PRICE

\$116 per table



Split Channel Wire Management Trough

- under table metal trough
- two channels to separate voice/data
- field installed

MODEL

Black Finish

MMTO2

LIST PRICE

\$164 per table



Cable Channel

- highly effective plastic channel
- field installed with included tape
- 3 lengths available

MODEL

Black Finish

JCAB2 (2ft.)

JCAB3 (3ft.)

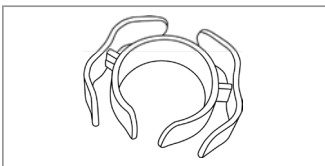
JCAB4 (4ft.)

LIST PRICE

\$43

\$66

\$87



Cable Clip

- snap on table leg installation
- no hardware required
- easily adjustable and customizable

MODEL

Black Finish

CBL2

LIST PRICE

\$28 (set of 2)

TABLE LEG WIRE MANAGEMENT



<p>Plastic Stick On Snap Sleeve (Rectangular Metal Leg)</p> <p>features:</p> <ul style="list-style-type: none"> • 24" or 36" snap sleeve wire concealment • front panel snaps shut with invisible hinge • textured edges protect against fingerprints 	MODEL	LIST PRICE
	<p>Black Matte LWM2-04-B (24") LWM3-04-B (36")</p> <p>Gray LWM2-04-G (24") LWM3-04-G (36")</p>	<p>\$40 \$51 \$40 \$51</p>



<p>Plastic Stick On Sleeve</p> <p>features:</p> <ul style="list-style-type: none"> • 22" sleeve • attaches with adhesive strips • separate channels for power/data • available on 2" or 3" diameter columns 	MODEL	LIST PRICE
	<p>Black LWM-01-B</p> <p>Silver LWM-01-S</p>	<p>\$67 \$67</p>



<p>Aluminum Snap On Sleeve</p> <p>features:</p> <ul style="list-style-type: none"> • 22" snap on sleeve • separate channels for power/data • available on 2" or 3" diameter columns 	MODEL	LIST PRICE
	<p>Color Matched Finish LWM-02</p>	<p>\$78</p>



<p>Modified Top Plate and Column</p> <p>features:</p> <ul style="list-style-type: none"> • allows power in a center column table • all wires contained inside the table leg • grommet at base of column • available on most models - please call factory to confirm 	MODEL	LIST PRICE
	<p>Color Matched Finish MTP (up to 42" D top) MTP-L (over 42" D top)</p>	<p>\$334 \$491</p>



<p>Snake</p> <p>features:</p> <ul style="list-style-type: none"> • used for stationary or adjustable height • adjusts up to 51" • completely hides and protects all wiring • available in Black or Silver 	MODEL	LIST PRICE
	<p>Black: SNAKE-BL</p> <p>Silver: SNAKE-S</p>	<p>\$169 \$169</p>



RAVEN TABLE OF CONTENTS

Raven Specifications	2
Raven Banquette Options.....	3
Raven Banquette Pricing.....	4
Raven Banquette Privacy Panel Pricing.....	8
Raven Modular Options.....	9
Raven Modular Pricing.....	10
Raven Modular Privacy Panel Pricing.....	14
Raven Backless Units.....	17
Raven Modular Individual Arms	19
Raven Modular Configurations	20
Raven Ottomans.....	22
Raven Benches	25
Raven Lounge Options	26
Raven Lounge Pricing.....	27
Raven Tables & Curios Specifications	28
Raven Tables & Curios Pricing.....	29
Raven Junior.....	31

RAVEN

The Raven series offers an extensive variety of shapes and designs to fit a multitude of areas. The banquettes come in three different back heights, a choice of wood or metal legs or a plinth base, and a variety of privacy panels. The modular units offers straight or curved units to create fun configurations, in any open space. This series also offers ottomans, lounge chairs and is complemented with curio side tables, to adapt to any design you dream up. Designed for higher education and any public space that requires long duration seating with comfort.



BANQUETTE



MODULAR



LOUNGE



OTTOMAN



OCCASIONAL TABLE



CHILDREN'S

ORDERING INFORMATION

- 1) Series Name
- 2) Model Number
- 3) Quantity
- 4) Fabric Grade & Number
- 5) Panel Laminate/Edge Selection
- 6) Optional Items/Colors



LOW BACK
27"



STANDARD BACK
33"



HIGH BACK
42"

Available on
Banquette
ONLY

SOFT SEATING	WEIGHT LIMIT
1 Seat	500 lbs.
2 Seat	1000 lbs.
3 Seat	1500 lbs.

RAVEN SPECIFICATIONS

Frame Construction

Frame assembly is constructed of multi-ply hardwood, with tongue and groove construction. All foam is fully bonded to frame. Seat cushions are 4" graded high resiliency (H.R.) block foam with back 3" (H.R.) foam, covered entirely with special bonded polyester fiber to protect final upholstery. No sag-springs are installed in seat & back along with interlocking helicoil springs to prevent sagging and provide additional lower back and seat support.

Upholstery

Seat and back are covered in choice of fabric, vinyl, crypton, leather or COM. ERG uses only water based glues and adhesives in our upholstery process.

Legs

2"RD X 3"H round tubular steel legs are standard and available in standard powder coat colors. Optional polished chrome and wood legs are also available. Legs have a factory installed poly vinyl glide.

Optional Plinth Base (Available only on Banquettes)

The optional base is available in a choice of laminate or unfinished so that you can add your own cover base or carpet.

Anchoring

Raven Banquettes are easy to anchor to the floor. Floor mount instructions can be provided by customer service. Hardware for anchoring bench to the floor is not included.

Note for Edge of privacy panels:

- Straight panels: available with 3MM PVC or laminate self edge. Select from any of our 3MM PVC edges in solid or wood tone, no custom colors available.
- Curved panels: will only be available with laminate self edge.
- Both straight and curved panels: when combining straights and curved, ONLY self edge is available.

*Raven Banquette
Available in 3 heights
27", 33" or 42"*

OPTIONS

- CODE: FR - CAL 133 (TB 133) Fire Retardant
- CODE: MB -Moisture Barrier (up to 60" overall width)
- CODE: MB60 -Moisture Barrier (over 60" overall width)
- CODE: MBB -Moisture Barrier (up to 60" overall width Back-to-Back)
- CODE: MBB60 -Moisture Barrier (over 60" overall width Back-to-Back)
- CODE: LOW - Fully Upholstered Low Back - 27" OA Height
- CODE: WOD - Wood Legs
- CODE: PC - Polished Chrome Legs
- CODE: CAS3 - 3" Casters
- CODE: 2FO - Two Fabric Option
- CODE: GD - Ganging Device for metal/wood legs
(Necessary when ganging two or more modules together)
- CODE: GBP - Ganging Brackets For Plinth Base
- CODE: CO - Clean Out (overall width up to 50")
- CODE: CO1 - Clean Out (overall width over 50")
- CODE: COB - Clean Out Back-to-Back (overall width up to 50")
- CODE: CO1B - Clean Out Back-to-Back (overall width over 50")
- CODE: FM - Floor Mount Tabs
- CODE: PB48 - Plinth Base - up to 48"
- CODE: PB72 - Plinth Base - 49" to 72"
- CODE: PB48B - Plinth Base - up to 48" back-to-back
- CODE: PB72B - Plinth Base - 49" to 72" back-to-back
- CODE: UFB - Unfinished Plinth Base
- CODE: RB1 - Recessed Plinth Base (1 Side only)
- CODE: RB2 - Recessed Plinth Base (2 Sides)



POLISHED CHROME LEGS



WOOD LEGS




TWO FABRIC OPTION




CLEANOUT

PLINTH BASE



BANQUETTE COMES STANDARD WITH FLUSH SIDES FOR GANGING AND RECESSED FRONT




BANQUETTE HAS OPTIONAL RECESSED PLINTH BASE ON ONE OR TWO SIDES

DIMENSIONS	Straight Banquette
Seat Depth:	20"
Seat Height:	18"
Overall Depth:	27"
Overall Width:	48, 60, 72"
Overall Height:	33"
Qty./Wt.:	1 ea./150 lbs.



RAVEN BANQUETTE WITH
OPTIONAL PLINTH BASE AND
POWER/DATA UNIT


MODEL / DESCRIPTION / LIST PRICING



8372 48"W Straight Banquette (4 legs)

COM Yardage: Total: 7 Yds. / Back: 4 Yds. / Seat: 3 Yds.


COM	GR1	GR2	GR3	GR4	GR5	GR6	GR7	GR8	GR9	GR10	LEA
\$2100	\$2259	\$2415	\$2571	\$2730	\$2886	\$3044	\$3201	\$3359	\$3515	\$3674	\$3825



8374 60"W Straight Banquette (4 legs)

COM Yardage: Total: 9 Yds. / Back: 5 Yds. / Seat: 4 Yds.

COM	GR1	GR2	GR3	GR4	GR5	GR6	GR7	GR8	GR9	GR10	LEA
\$2625	\$2822	\$3018	\$3215	\$3411	\$3609	\$3805	\$4003	\$4198	\$4395	\$4592	\$4781



8376 72"W Straight Banquette (6 legs)

COM Yardage: Total: 11 Yds. / Back: 6 Yds. / Seat: 5 Yds.

COM	GR1	GR2	GR3	GR4	GR5	GR6	GR7	GR8	GR9	GR10	LEA
\$3151	\$3386	\$3623	\$3858	\$4094	\$4331	\$4566	\$4803	\$5038	\$5274	\$5510	\$5737

OPTIONS

Add upcharge to list price and code to model number

FR	CAL 133 (TB 133) Fire Retardant per yard	\$95	/yd.
MB	Moisture Barrier - up to 60" width	\$133	ea.
MB60	Moisture Barrier - over 60" width	\$212	ea.
LOW	Fully Upholstered Low Back - 27" OA Height	\$101	per unit
WOD	Wood Legs	\$25	ea.
PC	Polished Chrome Legs	\$27	ea.
CAS3	3" Casters	\$27	ea.
2FO	Two Fabric Option	\$104	
GD	Ganging Device for Metal/Wood Legs	\$55	

GBP	Ganging Bracket for Plinth Base	\$117	
CO	Clean Out (overall width up to 50")	\$265	
CO1	Clean Out (overall width over 50")	\$408	
FM	Floor Mount	\$104	
PB48	Plinth Base - Up To 48"	\$201	
PB72	Plinth Base - 49" to 72"	\$339	
UFB	Unfinished Plinth Base (deduct from plinth option)	Deduct \$80	
RB1	Recessed Base, 1 side	\$117	
RB2	Recessed Base, 2 sides	\$233	

DIMENSIONS	Back-to-Back Banquette
Seat Depth:	20"
Seat Height:	18"
Overall Depth:	55"
Overall Width:	48, 60, 72"
Overall Height:	33"
Qty./Wt.:	1 ea./280 lbs.



BACK-TO-BACK BANQUETTE
WITH OPTIONAL CLEANOUT

MODEL / DESCRIPTION / LIST PRICING



8380 48"W Back-to-Back Banquette (6 legs)

COM Yardage: Total: 8 Yds. / Back: 3 Yds. / Seat: 5 Yds.

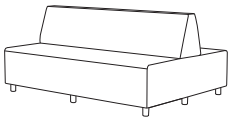
COM	GR1	GR2	GR3	GR4	GR5	GR6	GR7	GR8	GR9	GR10	LEA
\$3991	\$4290	\$4589	\$4886	\$5187	\$5484	\$5784	\$6082	\$6383	\$6680	\$6980	\$7268



8382 60"W Back-to-Back Banquette (6 legs)

COM Yardage: Total: 11 Yds. / Back: 5 Yds. / Seat: 6 Yds.

COM	GR1	GR2	GR3	GR4	GR5	GR6	GR7	GR8	GR9	GR10	LEA
\$4989	\$5362	\$5734	\$6108	\$6483	\$6857	\$7231	\$7604	\$7976	\$8351	\$8724	\$9083




8384 72"W Back-to-Back Banquette (8 legs)

COM Yardage: Total: 13 Yds. / Back: 6 Yds. / Seat: 7 Yds.

COM	GR1	GR2	GR3	GR4	GR5	GR6	GR7	GR8	GR9	GR10	LEA
\$5987	\$6434	\$6883	\$7330	\$7778	\$8229	\$8676	\$9123	\$9573	\$10020	\$10471	\$10901

Note: To order Back to Back banquettes with privacy panel, the order will consist of two single straight units and privacy panel. The overall depth of these combined units with panel is 55". See page 8 for panel specs.




OPTIONS

Add upcharge to list price and code to model number

FR	CAL 133 (TB 133) Fire Retardant per yard	\$95	/yd.
MBB	Moisture Barrier - up to 60" width (Back-to-Back)	\$265	ea.
MBB60	Moisture Barrier - over 60" width (Back-to-Back)	\$424	ea.
WOD	Wood Legs	\$25	ea.
PC	Polished Chrome Legs	\$27	ea.
CAS3	3" Casters	\$27	ea.
2FO	Two Fabric Option	\$104	
GD	Ganging Device for Metal/Wood Legs	\$55	
GBP	Ganging Bracket for Plinth Base	\$117	

COB	Clean Out Back-to-Back (overall width up to 50")	\$530	
CO1B	Clean Out Back-to-Back (overall width over 50")	\$816	
FM	Floor Mount	\$104	
PB48B	Plinth Base - Up To 48" Back-To-Back	\$307	
PB72B	Plinth Base - 49" to 72" Back-To-Back	\$466	
UFB	Unfinished Plinth Base (deduct from plinth option)	Deduct \$80	
RB1	Recessed Base, 1 side	\$117	
RB2	Recessed Base, 2 sides	\$233	

DIMENSIONS	Straight Banquette
Seat Depth:	20"
Seat Height:	18"
Overall Depth:	28.5"
Overall Width:	48, 60, 72"
Overall Height:	42"
Qty./Wt.:	1 ea./150 lbs.



RAVEN HIGH BACK BANQUETTE
WITH TWO FABRICS


MODEL / DESCRIPTION / LIST PRICING



8372HB 48"W Straight High Back Banquette (4 legs)

COM Yardage: Total: 7.5 Yds. / Back: 4.5 Yds. / Seat: 3 Yds.


COM	GR1	GR2	GR3	GR4	GR5	GR6	GR7	GR8	GR9	GR10	LEA
\$3196	\$3420	\$3557	\$3699	\$3846	\$4002	\$4161	\$4327	\$4501	\$4681	\$4868	\$5755



8374HB 60"W Straight High Back Banquette (4 legs)

COM Yardage: Total: 9.5 Yds. / Back: 5.5 Yds. / Seat: 4 Yds.

COM	GR1	GR2	GR3	GR4	GR5	GR6	GR7	GR8	GR9	GR10	LEA
\$3932	\$4208	\$4375	\$4552	\$4733	\$4922	\$5120	\$5325	\$5537	\$5758	\$5989	\$7079



8376HB 72"W Straight High Back Banquette (6 legs)

COM Yardage: Total: 11.5 Yds. / Back: 6.5 Yds. / Seat: 5 Yds.

COM	GR1	GR2	GR3	GR4	GR5	GR6	GR7	GR8	GR9	GR10	LEA
\$4667	\$4995	\$5193	\$5402	\$5619	\$5842	\$6076	\$6320	\$6573	\$6834	\$7109	\$8402

OPTIONS

Add upcharge to list price and code to model number

FR	CAL 133 (TB 133) Fire Retardant per yard	\$95	/yd.
MB	Moisture Barrier - up to 60" width	\$133	ea.
MB60	Moisture Barrier - over 60" width	\$212	ea.
LOW	Fully Upholstered Low Back - 27" OA Height	\$101	per unit
WOD	Wood Legs	\$25	ea.
PC	Polished Chrome Legs	\$27	ea.
CAS3	3" Casters	\$27	ea.
2FO	Two Fabric Option	\$104	
GD	Ganging Device for Metal/Wood Legs	\$55	

GBP	Ganging Bracket for Plinth Base	\$117	
CO	Clean Out (overall width up to 50")	\$265	
CO1	Clean Out (overall width over 50")	\$408	
FM	Floor Mount	\$104	
PB48	Plinth Base - Up To 48"	\$201	
PB72	Plinth Base - 49" to 72"	\$339	
UFB	Unfinished Plinth Base (deduct from plinth option)	Deduct \$80	
RB1	Recessed Base, 1 side	\$117	
RB2	Recessed Base, 2 sides	\$233	

DIMENSIONS	Back-to-Back Banquette
Seat Depth:	20"
Seat Height:	18"
Overall Depth:	55"
Overall Width:	22, 48, 60, 72"
Overall Height:	42"
Qty./Wt.:	1 ea./290 lbs.



60" RAVEN BACK-TO-BACK
HIGH BACK BANQUETTE


MODEL / DESCRIPTION / LIST PRICING



8380HB 48"W Back-to-Back High Back Banquette (6 legs)

COM Yardage: Total: 9 Yds. / Back: 4 Yds. / Seat: 5 Yds.


COM	GR1	GR2	GR3	GR4	GR5	GR6	GR7	GR8	GR9	GR10	LEA
\$6074	\$6498	\$6758	\$7029	\$7310	\$7603	\$7908	\$8223	\$8551	\$8894	\$9248	\$10933



8382HB 60" W Back-to-Back High Back Banquette (6 legs)

COM Yardage: Total: 12 Yds. / Back: 6 Yds. / Seat: 6 Yds.

COM	GR1	GR2	GR3	GR4	GR5	GR6	GR7	GR8	GR9	GR10	LEA
\$7473	\$7995	\$8314	\$8648	\$8993	\$9354	\$9726	\$10117	\$10521	\$10940	\$11380	\$13449



8384HB 72" W Back-to-Back High Back Banquette (8 legs)

COM Yardage: Total: 14 Yds. / Back: 7 Yds. / Seat: 7 Yds.

COM	GR1	GR2	GR3	GR4	GR5	GR6	GR7	GR8	GR9	GR10	LEA
\$8868	\$9489	\$9869	\$10265	\$10674	\$11101	\$11546	\$12007	\$12488	\$12986	\$13505	\$15963

OPTIONS

Add upcharge to list price and code to model number

FR	CAL 133 (TB 133) Fire Retardant per yard	\$95	/yd.
MBB	Moisture Barrier - up to 60" width (Back-to-Back)	\$265	ea.
MBB60	Moisture Barrier - over 60" width (Back-to-Back)	\$424	ea.
WOD	Wood Legs	\$25	ea.
PC	Polished Chrome Legs	\$27	ea.
CAS3	3" Casters	\$27	ea.
2FO	Two Fabric Option	\$104	
GD	Ganging Device for Metal/Wood Legs	\$55	
GBP	Ganging Bracket for Plinth Base	\$117	

COB	Clean Out Back-to-Back (overall width up to 50")	\$530	
CO1B	Clean Out Back-to-Back (overall width over 50")	\$816	
FM	Floor Mount	\$104	
PB48B	Plinth Base - Up To 48" Back-To-Back	\$307	
PB72B	Plinth Base - 49" to 72" Back-To-Back	\$466	
UFB	Unfinished Plinth Base (deduct from plinth option)	Deduct \$80	
RB1	Recessed Base, 1 side	\$117	
RB2	Recessed Base, 2 sides	\$233	

PRIVACY PANELS ONLY

DIMENSIONS	48" Wide Privacy Panel	60" Wide Privacy Panel	72" Wide Privacy Panel
Panel Depth:	1"	1"	1"
Panel Width:	48"	60"	72"
Panel Height:	48"	48"	48"

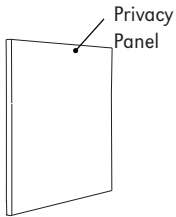


RAVEN BACK TO BACK BANQUETTE WITH PRIVACY PANEL



1/2" THICK ACRYLIC PRIVACY PANELS AVAILABLE

MODEL / DESCRIPTION / LIST PRICING



360P 48" Wide Privacy Panel

COM Yardage: Total: 3 Yds.

COM	GR1	GR2	GR3	GR4	GR5	GR6	GR7	GR8	GR9	GR10	LEA
\$995	\$1066	\$1108	\$1153	\$1198	\$1246	\$1296	\$1347	\$1401	\$1458	\$1515	\$1791
LAMINATE			VENEER			ACRYLIC					
\$975			\$1918			CALL					

362P 60" Wide Privacy Panel

COM Yardage: Total: 4 Yds.

COM	GR1	GR2	GR3	GR4	GR5	GR6	GR7	GR8	GR9	GR10	LEA
\$1313	\$1406	\$1461	\$1520	\$1580	\$1643	\$1708	\$1778	\$1848	\$1923	\$1999	\$2364
LAMINATE			VENEER			ACRYLIC					
\$1275			\$2468			CALL					

365P 72" Wide Privacy Panel

COM Yardage: Total: 5 Yds.

COM	GR1	GR2	GR3	GR4	GR5	GR6	GR7	GR8	GR9	GR10	LEA
\$1608	\$1720	\$1789	\$1861	\$1935	\$2012	\$2093	\$2177	\$2264	\$2354	\$2447	\$2894
LAMINATE			VENEER			ACRYLIC					
\$1551			\$2897			CALL					

Note for Edge of privacy panels:

- Straight panels: available with 3MM PVC or laminate self edge. Select from any of our 3MM PVC edges in solid or wood tone, no custom colors available.
- Curved panels: will only able available with laminate self edge.
- Both straight and curved panels: when combining straights and curved, ONLY self edge is available.

OPTIONS

- CODE: FR - CAL 133 (TB 133) Fire Retardant
- CODE: MB - Moisture Barrier (up to 60" overall width)
- CODE: MB60 - Moisture Barrier (over 60" overall width)
- CODE: LOW - Fully Upholstered Low Back - 27" OA Height
- CODE: WOD - Wood Legs
- CODE: WAC - Wood Arm Caps
- CODE: PAC - Poly Arm Caps - Standard Black/Charcoal
- CODE: PC - Polished Chrome Legs
- CODE: CAS3 - 3" Casters
- CODE: CO - Clean Out (overall width up to 50")
- CODE: CO1 - Clean Out (overall width over 50")
- CODE: 2FO - Two Fabric Option
- CODE: GD - Ganging Device for metal/wood legs
(Necessary when ganging two or more modules together)
- CODE: TABF(-) - Fixed Laminate Tablet - outside of modular unit
(round post, specify tablet shape A, B or C)
- CODE: TABFB(-) - Fixed Laminate Tablet - between two modular units
(blade post, specify tablet shape A, B or C)
- CODE: TABR1(-) - Removable Swivel Tablet (laminate shape A, B or C specify
left or right arm)
- CODE: TABR2(-) - Removable Swivel Tablet (laminate shape A, B or C with
opening for tablet on both arms)
- CODE: LAM5 - Non-standard laminate for 5 or less tablets
see options for upcharge
- CODE: SST - Solid Surface Tablet
- CODE: SS5 - Non-standard Solid Surface top for 5 or less tablets




LOW-BACK



POWER/DATA



TWO FABRICS



LAMINATE TABLET OR
OPTIONAL SOLID SURFACE



CLEANOUT



CASTERS



WOOD LEGS



POLISHED CHROME LEGS



TABLET SHAPES

Three Tablet Shapes::

Choose from the three shapes shown and specify; A, B or C and left or right (outside tablet) when ordering.

Example: TABF(A) Left - this would be a fixed shape A tablet on the left side (when seated).

Laminate Top:

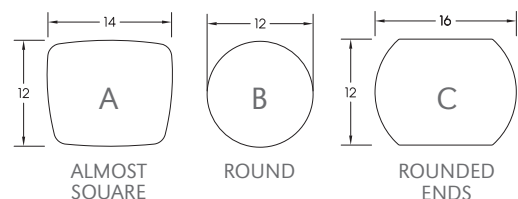
Tablet orders of 5 or less have 4 standard laminate colors:

- Wilsonart Black 1595-60
- Wilsonart Montana Walnut 7110K-78
- Formica Brite White 459-58
- Nevamar Silver Alu Metalx MXT003

Solid Surface Top:

Tablet orders of 5 or less have 4 standard Corian colors:

- Bone
- Bronzite
- Glacier White
- Silver Grey

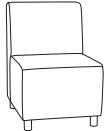


DIMENSIONS	22" Straight Unit	30" Straight Unit	44" Straight Unit
Seat Depth:	20"	20"	20"
Seat Height:	18"	18"	18"
Overall Depth:	27"	27"	27"
Overall Width:	22"	30"	44"
Overall Height:	33"	33"	33"
Qty./Wt.:	1 ea./44 lbs.	1 ea./44 lbs.	1 ea./44 lbs.



STRAIGHT UNITS - TABLET ARM AND ELECTRICAL OPTIONS

MODEL / DESCRIPTION / LIST PRICING



8302 22" W Straight Unit (4 legs)

COM Yardage: Total: 4 Yds. / Back: 2 Yds. / Seat: 2 Yds.


COM	GR1	GR2	GR3	GR4	GR5	GR6	GR7	GR8	GR9	GR10	LEA
\$1160	\$1245	\$1328	\$1425	\$1510	\$1605	\$1702	\$1798	\$1894	\$1991	\$2086	\$2225



8304 30" W Straight Unit (4 legs)

COM Yardage: Total: 5.25 Yds. / Back: 2.5 Yds. / Seat: 2.75 Yds.

COM	GR1	GR2	GR3	GR4	GR5	GR6	GR7	GR8	GR9	GR10	LEA
\$1360	\$1462	\$1569	\$1689	\$1798	\$1918	\$2038	\$2159	\$2279	\$2399	\$2543	\$2682



8306 44" W Straight Unit (4 legs)

COM Yardage: Total: 7 Yds. / Back: 4 Yds. / Seat: 3 Yds.

COM	GR1	GR2	GR3	GR4	GR5	GR6	GR7	GR8	GR9	GR10	LEA
\$1925	\$2070	\$2213	\$2357	\$2502	\$2646	\$2790	\$2935	\$3079	\$3222	\$3367	\$3506

OPTIONS

Add upcharge to list price and code to model number

FR	CAL 133 (TB 133) Fire Retardant per yard	\$95	/yd.
MB	Moisture Barrier - up to 60" width	\$133	ea.
MB60	Moisture Barrier - over 60" width	\$212	ea.
LOW	Fully Upholstered Low Back - 27" OA Height	\$101	
WOD	Wood Legs	\$25	ea.
PC	Polished Chrome Legs	\$27	ea.
CAS3	3" Casters	\$27	ea.
2FO	Two Fabric Option	\$104	

GD	Ganging Device for Metal/Wood Legs	\$55	
TABF-(L)	Fixed Tablet (outside, specify (L/R), shape A, B or C)	\$392	
TABFB-(L)	Fixed Tablet (blade, specify (L/R), shape A, B or C)	\$392	
LAM5	Non-standard laminate (5 tablets or less)	\$265	ea. tablet
SST	Solid Surface Tablet Arm - add to tablet option	\$133	
SS5	Non-standard Solid Surface (5 tablets or less)	Call For Quote	
CO	Clean Out (overall width up to 50")	\$265	
CO1	Clean Out (overall width over 50")	\$408	

DIMENSIONS	30° Curve Inside	45° Curve Inside	60° Curve Inside
Seat Depth:	20"	20"	20"
Seat Height:	18"	18"	18"
Overall Depth:	29"	30.5"	32.5"
Overall Width:	35"	52"	67"
Overall Height:	33"	33"	33"
Qty./Wt.:	1 ea./64 lbs.	1 ea./84 lbs.	1 ea./115 lbs.



60° Inside Curve with Optional Power/Data Unit


MODEL / DESCRIPTION / LIST PRICING



8308 Inside 30° Curve Unit (4 legs)

COM Yardage: Total: 5.25 Yds. / Back: 2.75 Yds. / Seat: 2.5 Yds.

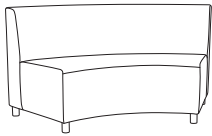
COM	GR1	GR2	GR3	GR4	GR5	GR6	GR7	GR8	GR9	GR10	LEA
\$1262	\$1346	\$1431	\$1527	\$1611	\$1706	\$1803	\$1898	\$1995	\$2091	\$2187	\$2326



8310 Inside 45° Curve Unit (4 legs)

COM Yardage: Total: 6 Yds. / Back: 3 Yds. / Seat: 3 Yds.

COM	GR1	GR2	GR3	GR4	GR5	GR6	GR7	GR8	GR9	GR10	LEA
\$1854	\$1974	\$2095	\$2227	\$2348	\$2479	\$2611	\$2744	\$2876	\$3008	\$3141	\$3278



8318 Inside 60° Curve Unit (5 legs)

COM Yardage: Total: 9 Yds. / Back: 5 Yds. / Seat: 4 Yds.

COM	GR1	GR2	GR3	GR4	GR5	GR6	GR7	GR8	GR9	GR10	LEA
\$2411	\$2531	\$2650	\$2784	\$2903	\$3036	\$3168	\$3299	\$3432	\$3564	\$3697	\$3836

OPTIONS

Add upcharge to list price and code to model number

FR	CAL 133 (TB 133) Fire Retardant per yard	\$95	/yd.
MB	Moisture Barrier - up to 60" width	\$133	ea.
MB60	Moisture Barrier - over 60" width	\$212	ea.
LOW	Fully Upholstered Low Back - 27" OA Height	\$101	
WOD	Wood Legs	\$25	ea.
PC	Polished Chrome Legs	\$27	ea.
CAS3	3" Casters	\$27	ea.
2FO	Two Fabric Option	\$104	

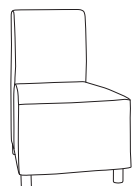
GD	Ganging Device for Metal/Wood Legs	\$55	
TABF-(L)	Fixed Tablet (outside, specify (L/R), shape A, B or C)	\$392	
TABFB-(L)	Fixed Tablet (blade, specify (L/R), shape A, B or C)	\$392	
LAM5	Non-standard laminate (5 tablets or less)	\$265	ea. tablet
SST	Solid Surface Tablet Arm - add to tablet option	\$133	
SS5	Non-standard Solid Surface (5 tablets or less)	Call For Quote	
CO	Clean Out (overall width up to 50")	\$265	
CO1	Clean Out (overall width over 50")	\$408	

DIMENSIONS	20° Curve Outside	30° Curve Outside	45° Curve Outside	60° Curve Outside
Seat Depth:	20"	20"	20"	20"
Seat Height:	18"	18"	18"	18"
Overall Depth:	27"	29"	30.5"	32.5"
Overall Width:	23"	35"	52"	67"
Overall Height:	33"	33"	33"	33"
Qty./Wt.:	1 ea./44 lbs.	1 ea./64 lbs.	1 ea./85 lbs.	1 ea./110 lbs.



60 DEGREE OUTSIDE CURVE


MODEL / DESCRIPTION / LIST PRICING



8312 Outside 20° Curve Unit (4 legs)

COM Yardage: Total: 4.5 Yds. / Back: 2 Yds. / Seat: 2.5 Yds.


COM	GR1	GR2	GR3	GR4	GR5	GR6	GR7	GR8	GR9	GR10	LEA
\$1319	\$1414	\$1498	\$1594	\$1679	\$1776	\$1871	\$1968	\$2063	\$2160	\$2255	\$2394



8314 Outside 30° Curve Unit (4 legs)

COM Yardage: Total: 5 Yds. / Back: 2 Yds. / Seat: 3 Yds.


COM	GR1	GR2	GR3	GR4	GR5	GR6	GR7	GR8	GR9	GR10	LEA
\$1410	\$1506	\$1590	\$1686	\$1770	\$1867	\$1962	\$2059	\$2155	\$2251	\$2348	\$2484



8316 Outside 45° Curve Unit (4 legs)

COM Yardage: Total: 7 Yds. / Back: 3 Yds. / Seat: 4 Yds.

COM	GR1	GR2	GR3	GR4	GR5	GR6	GR7	GR8	GR9	GR10	LEA
\$2072	\$2191	\$2312	\$2444	\$2565	\$2696	\$2829	\$2961	\$3093	\$3226	\$3358	\$3495



8320 Outside 60° Curve Unit (5 legs)

COM Yardage: Total: 8 Yds. / Back: 3.5 Yds. / Seat: 4.5 Yds.

COM	GR1	GR2	GR3	GR4	GR5	GR6	GR7	GR8	GR9	GR10	LEA
\$2471	\$2603	\$2723	\$2856	\$2976	\$3107	\$3240	\$3372	\$3505	\$3636	\$3768	\$3907

OPTIONS

Add upcharge to list price and code to model number

FR	CAL 133 (TB 133) Fire Retardant per yard	\$95	/yd.
MB	Moisture Barrier - up to 60" width	\$133	ea.
MB60	Moisture Barrier - over 60" width	\$212	ea.
LOW	Fully Upholstered Low Back - 27" OA Height	\$101	
WOD	Wood Legs	\$25	ea.
PC	Polished Chrome Legs	\$27	ea.
CAS3	3" Casters	\$27	ea.
2FO	Two Fabric Option	\$104	

GD	Ganging Device for Metal/Wood Legs	\$55	
TABF(-)	Fixed Tablet (outside, specify (L/R), shape A, B or C)	\$392	
TABFB(-)	Fixed Tablet (blade, specify (L/R), shape A, B or C)	\$392	
LAM5	Non-standard laminate (5 tablets or less)	\$265	ea. tablet
SST	Solid Surface Tablet Arm - add to tablet option	\$133	
SS5	Non-standard Solid Surface (5 tablets or less)	Call For Quote	
CO	Clean Out (overall width up to 50")	\$265	
CO1	Clean Out (overall width over 50")	\$408	

DIMENSIONS	Corner Units
Seat Depth:	21"
Seat Height:	18"
Overall Depth:	28"
Overall Width:	28"
Overall Height:	33"
Qty./Wt.:	1 ea./75 lbs.



CORNER UNIT – SQUARE SEAT BACK

MODEL / DESCRIPTION / LIST PRICING



8386 Corner Unit – Square Seat Back (4 legs)

COM Yardage: Total: 6.5 Yds. / Back: 4.5 Yds. / Seat: 2 Yds.


COM	GR1	GR2	GR3	GR4	GR5	GR6	GR7	GR8	GR9	GR10	LEA
\$2234	\$2390	\$2485	\$2584	\$2687	\$2795	\$2907	\$3024	\$3145	\$3271	\$3401	\$4019



8388 Corner Unit – Curved Seat Back (4 legs)

COM Yardage: Total: 6.5 Yds. / Back: 4.5 Yds. / Seat: 2 Yds.

COM	GR1	GR2	GR3	GR4	GR5	GR6	GR7	GR8	GR9	GR10	LEA
\$2329	\$2492	\$2591	\$2694	\$2802	\$2915	\$3031	\$3153	\$3279	\$3409	\$3547	\$4192



8389 Corner Unit – Curved Back Panel Corner Unit (4 legs)

COM Yardage: Total: 6.5 Yds. / Back: 4.5 Yds. / Seat: 2 Yds.

COM	GR1	GR2	GR3	GR4	GR5	GR6	GR7	GR8	GR9	GR10	LEA
\$2504	\$2680	\$2786	\$2898	\$3015	\$3135	\$3259	\$3392	\$3525	\$3667	\$3814	\$4507

OPTIONS

Add upcharge to list price and code to model number

FR	CAL 133 (TB 133) Fire Retardant per yard	\$95	/yd.
MB	Moisture Barrier - up to 60" width	\$133	ea.
MB60	Moisture Barrier - over 60" width	\$212	ea.
LOW	Fully Upholstered Low Back - 27" OA Height	\$101	
WOD	Wood Legs	\$25	ea.
PC	Polished Chrome Legs	\$27	ea.

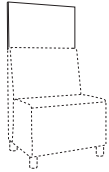
CAS3	3" Casters	\$27	ea.
2FO	Two Fabric Option	\$104	
GD	Ganging Device for Metal/Wood Legs	\$55	
CO	Clean Out (overall width up to 50")	\$265	
CO1	Clean Out (overall width over 50")	\$408	

DIMENSIONS	Straight Unit	Straight Unit	Straight Unit
Panel Depth:	1"	1"	1"
Overall Width:	22"	30"	44"
Overall Height:	48"	48"	48"
Qty./Approx Wt.:	1 ea./100 lbs.	1 ea./110 lbs.	1 ea./120 lbs.

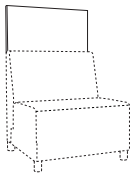


STRAIGHT UNIT

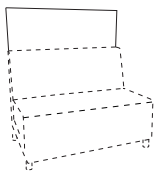
MODEL / DESCRIPTION / LIST PRICING



8302P/U	22"W Straight Unit										COM Yardage: 1.5 Yds.
COM	GR1	GR2	GR3	GR4	GR5	GR6	GR7	GR8	GR9	GR10	LEA
\$677	\$726	\$754	\$784	\$816	\$847	\$881	\$917	\$954	\$992	\$1031	\$1219
8302P/L	Laminate					8302P/A	Acrylic				
Laminate						Acrylic					
\$831						CALL					



8304P/U	30"W Straight Unit										COM Yardage: 2 Yds.
COM	GR1	GR2	GR3	GR4	GR5	GR6	GR7	GR8	GR9	GR10	LEA
\$840	\$899	\$933	\$971	\$1010	\$1052	\$1093	\$1136	\$1182	\$1231	\$1280	\$1512
8304P/L	Laminate					8304P/A	Acrylic				
Laminate						Acrylic					
\$1008						CALL					



8306P/U	44"W Straight Unit										COM Yardage: 3 Yds.
COM	GR1	GR2	GR3	GR4	GR5	GR6	GR7	GR8	GR9	GR10	LEA
\$965	\$1032	\$1072	\$1117	\$1160	\$1208	\$1256	\$1306	\$1359	\$1412	\$1470	\$1737
8306P/L	Laminate					8306P/A	Acrylic				
Laminate						Acrylic					
\$1161						CALL					

Note for Edge of privacy panels:

- Straight panels: available with 3MM PVC or laminate self edge.
Select from any of our 3MM PVC edges in solid or wood tone, no custom colors available.
- Curved panels: will only be available with laminate self edge.
- Both straight and curved panels: when combining straights and curved, ONLY self edge is available.

OPTIONS

Add upcharge to list price and code to model number

FR	CAL 133 (TB 133) Fire Retardant per yard	\$95	/yd.
----	--	------	------

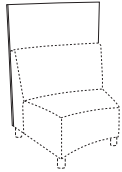
2FO	Two Fabric Option	\$104	
-----	-------------------	-------	--

DIMENSIONS	30° Curve Inside	45° Curve Inside	60° Curve Inside
Panel Depth:	1"	1"	1"
Overall Width:	35"	52"	67"
Overall Height:	48"	48"	48"
Qty./Approx Wt.:	1 ea./135 lbs.	1 ea./145 lbs.	1 ea./160 lbs.



INSIDE CURVE UNIT

MODEL / DESCRIPTION / LIST PRICING



8308P/U Inside 30° Curve Unit COM Yardage: 2 Yds.

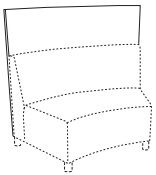
COM	GR1	GR2	GR3	GR4	GR5	GR6	GR7	GR8	GR9	GR10	LEA
\$1258	\$1346	\$1400	\$1455	\$1513	\$1574	\$1638	\$1703	\$1771	\$1842	\$1915	\$2264

8308P/L Laminate

Laminate
\$1649

8308P/A Acrylic

Acrylic
CALL



8310P/U Inside 45° Curve Unit COM Yardage: 3 Yds.

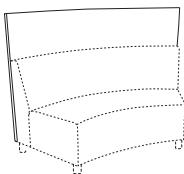
COM	GR1	GR2	GR3	GR4	GR5	GR6	GR7	GR8	GR9	GR10	LEA
\$1447	\$1548	\$1611	\$1675	\$1741	\$1810	\$1884	\$1959	\$2037	\$2119	\$2203	\$2604

8310P/L Laminate

Laminate
\$1896

8310P/A Acrylic

Acrylic
CALL



8318P/U Inside 60° Curve Unit COM Yardage: 4 Yds.

COM	GR1	GR2	GR3	GR4	GR5	GR6	GR7	GR8	GR9	GR10	LEA
\$2259	\$2417	\$2514	\$2615	\$2718	\$2828	\$2940	\$3058	\$3180	\$3308	\$3439	\$4066

8318P/L Laminate

Laminate
\$2955

8302P/A Acrylic

Acrylic
CALL

Note for Edge of privacy panels:

- Straight panels: available with 3MM PVC or laminate self edge.
Select from any of our 3MM PVC edges in solid or wood tone, no custom colors available.
- Curved panels: will only able available with laminate self edge.
- Both straight and curved panels: when combining straights and curved, ONLY self edge is available.

OPTIONS

Add upcharge to list price and code to model number

FR	CAL 133 (TB 133) Fire Retardant per yard	\$95	/yd.
----	--	------	------

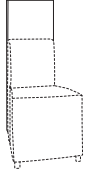
2FO	Two Fabric Option	\$104	
-----	-------------------	-------	--

DIMENSIONS	20° Curve Outside	30° Curve Outside	45° Curve Outside	60° Curve Outside
Panel Depth:	1"	1"	1"	1"
Overall Width:	22"	35"	52"	67"
Overall Height:	48"	48"	48"	48"
Qty./Approx Wt.:	1 ea./120 lbs.	1 ea./135 lbs.	1 ea./145 lbs.	1 ea./160 lbs.

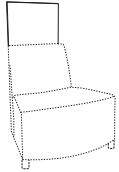


OUTSIDE CURVE UNIT

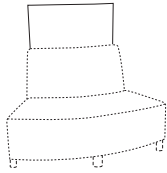
MODEL / DESCRIPTION / LIST PRICING



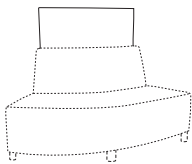
8312P/U	Outside 20° Curve Unit											COM Yardage: 1.5 Yds.
COM	GR1	GR2	GR3	GR4	GR5	GR6	GR7	GR8	GR9	GR10	LEA	
\$880	\$942	\$980	\$1019	\$1058	\$1103	\$1146	\$1192	\$1238	\$1288	\$1341	\$1584	
8312P/L	Laminate					8312P/A	Acrylic					
	Laminate						Acrylic					
	\$1154						CALL					



8314P/U	Outside 30° Curve Unit											COM Yardage: 2 Yds.
COM	GR1	GR2	GR3	GR4	GR5	GR6	GR7	GR8	GR9	GR10	LEA	
\$1258	\$1346	\$1400	\$1455	\$1513	\$1574	\$1638	\$1703	\$1771	\$1842	\$1915	\$2264	
8314P/L	Laminate					8314P/A	Acrylic					
	Laminate						Acrylic					
	\$1649						CALL					



8316P/U	Outside 45° Curve Unit											COM Yardage: 2 Yds.
COM	GR1	GR2	GR3	GR4	GR5	GR6	GR7	GR8	GR9	GR10	LEA	
\$1447	\$1548	\$1611	\$1675	\$1741	\$1810	\$1884	\$1959	\$2037	\$2119	\$2203	\$2604	
8316P/L	Laminate					8316P/A	Acrylic					
	Laminate						Acrylic					
	\$1896						CALL					



8320P/U	Outside 60° Curve Unit											COM Yardage: 3 Yds.
COM	GR1	GR2	GR3	GR4	GR5	GR6	GR7	GR8	GR9	GR10	LEA	
\$2259	\$2417	\$2514	\$2615	\$2718	\$2828	\$2940	\$3058	\$3180	\$3308	\$3439	\$4066	
8320P/L	Laminate					8320P/A	Acrylic					
	Laminate						Acrylic					
	\$2955						CALL					

Note for Edge of privacy panels:

- Straight panels: available with 3MM PVC or laminate self edge. Select from any of our 3MM PVC edges in solid or wood tone, no custom colors available.
- Curved panels: will only be available with laminate self edge.
- Both straight and curved panels: when combining straights and curved, ONLY self edge is available.

OPTIONS

Add upcharge to list price and code to model number

FR	CAL 133 (TB 133) Fire Retardant per yard	\$95	/yd.
----	--	------	------

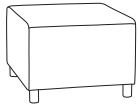
2FO	Two Fabric Option	\$104	
-----	-------------------	-------	--

DIMENSIONS	Straight Backless	Bariatric Backless
Seat Depth:	27"	27"
Seat Height:	18"	18"
Overall Depth:	27"	27"
Overall Width:	22", 44"	30"
Overall Height:	18"	18"
Qty./Wt.:	1 ea./40/60 lbs.	1 ea./80 lbs.



SINGLE SEAT BACKLESS WITH
OPTIONAL TWO FABRIC

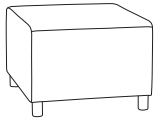
MODEL / DESCRIPTION / LIST PRICING



8326 Single Seat Backless Unit 22"

COM Yardage: Total: 2.5 Yds. / Sides: 1.5 Yds. / Top: 1 Yds.

COM	GR1	GR2	GR3	GR4	GR5	GR6	GR7	GR8	GR9	GR10	LEA
\$1015	\$1103	\$1188	\$1287	\$1373	\$1473	\$1573	\$1671	\$1770	\$1869	\$1969	\$2111



8328 Bariatric Backless Unit 30"

COM Yardage: Total: 3 Yds. / Sides: 2 Yds. / Top: 1 Yds.

COM	GR1	GR2	GR3	GR4	GR5	GR6	GR7	GR8	GR9	GR10	LEA
\$1267	\$1415	\$1565	\$1714	\$1862	\$2010	\$2159	\$2307	\$2456	\$2604	\$2752	\$2896



8330 Two Seat Backless Unit 44"

COM Yardage: Total: 4 Yds. / Sides: 2.5 Yds. / Top: 1.5 Yds.

COM	GR1	GR2	GR3	GR4	GR5	GR6	GR7	GR8	GR9	GR10	LEA
\$1833	\$1981	\$2129	\$2279	\$2428	\$2577	\$2724	\$2873	\$3022	\$3170	\$3319	\$3461

OPTIONS

Add upcharge to list price and code to model number

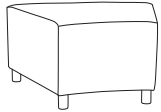
FR	CAL 133 (TB 133) Fire Retardant per yard	\$95	/yd.	GD	Ganging Device for Metal/Wood Legs	\$55	
MB	Moisture Barrier - up to 60" width	\$133	ea.	TABF-(L)	Fixed Tablet (outside, specify (L/R), shape A, B or C)	\$392	
WOD	Wood Legs	\$25	ea.	TABFB-(L)	Fixed Tablet (blade, specify (L/R), shape A, B or C)	\$392	
PC	Polished Chrome Legs	\$27	ea.	LAM5	Non-standard laminate (5 tablets or less)	\$265	ea. tablet
CAS3	3" Casters	\$27	ea.	SST	Solid Surface Tablet Arm - add to tablet option	\$133	
2FO	Two Fabric Option	\$104		SS5	Non-standard Solid Surface (5 tablets or less)	Call For Quote	

DIMENSIONS	20° Curve Backless	30° Curve Backless	45° Curve Backless	60° Curve Backless
Seat Depth:	27"	27"	27"	27"
Seat Height:	18"	18"	18"	18"
Overall Depth:	28"	29"	30.5"	32.5"
Overall Width:	32"	35"	52"	67"
Overall Height:	18"	18"	18"	18"
Qty./Wt.:	1 ea./42 lbs.	1 ea./62 lbs.	1 ea./82 lbs.	1 ea./102 lbs.



60° CURVE BACKLESS UNIT

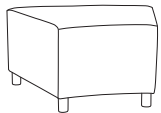
MODEL / DESCRIPTION / LIST PRICING



8332 20° Curve Unit (4 legs)

COM Yardage: Total: 2.75 Yds. / Sides: 1.75 Yds. / Top: 1 Yds.

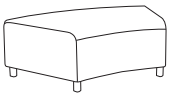
COM	GR1	GR2	GR3	GR4	GR5	GR6	GR7	GR8	GR9	GR10	LEA
\$1137	\$1224	\$1310	\$1410	\$1497	\$1595	\$1695	\$1793	\$1893	\$1992	\$2091	\$2233



8334 30° Curve Unit (4 legs)

COM Yardage: Total: 3.5 Yds. / Sides: 2 Yds. / Top: 1.5 Yds.

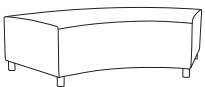
COM	GR1	GR2	GR3	GR4	GR5	GR6	GR7	GR8	GR9	GR10	LEA
\$1221	\$1308	\$1395	\$1493	\$1580	\$1680	\$1779	\$1878	\$1976	\$2076	\$2175	\$2317



8336 45° Curve Unit (4 legs)

COM Yardage: Total: 5 Yds. / Sides: 3.25 Yds. / Top: 1.75 Yds.

COM	GR1	GR2	GR3	GR4	GR5	GR6	GR7	GR8	GR9	GR10	LEA
\$1699	\$1785	\$1871	\$1971	\$2057	\$2157	\$2254	\$2354	\$2454	\$2553	\$2652	\$2794



8338 60° Curve Unit (5 legs)

COM Yardage: Total: 5.5 Yds. / Sides: 3 Yds. / Top: 2.5 Yds.

COM	GR1	GR2	GR3	GR4	GR5	GR6	GR7	GR8	GR9	GR10	LEA
\$2076	\$2162	\$2249	\$2349	\$2434	\$2534	\$2632	\$2732	\$2831	\$2930	\$3028	\$3171

OPTIONS

Add upcharge to list price and code to model number

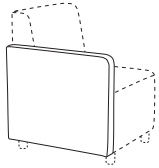
FR	CAL 133 (TB 133) Fire Retardant per yard	\$95	/yd.	GD	Ganging Device for Metal/Wood Legs	\$55	
MB	Moisture Barrier - up to 60" width	\$133	ea.	TABF(-)	Fixed Tablet (outside, specify (L/R), shape A, B or C)	\$392	
WOD	Wood Legs	\$25	ea.	TABFB(-)	Fixed Tablet (blade, specify (L/R), shape A, B or C)	\$392	
PC	Polished Chrome Legs	\$27	ea.	LAM5	Non-standard laminate (5 tablets or less)	\$265	ea. tablet
CAS3	3" Casters	\$27	ea.	SST	Solid Surface Tablet Arm - add to tablet option	\$133	
2FO	Two Fabric Option	\$104		SS5	Non-standard Solid Surface (5 tablets or less)	Call For Quote	

DIMENSIONS	R-L Arm	Center Arm
Overall Depth:	27"	19"
Overall Width:	3"	2"
Overall Height:	25"	21"
Qty./Wt.:	1 ea./25 lbs.	1 ea./10 lbs.



SINGLE SEAT WITH ARMS

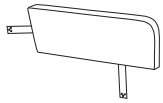
MODEL / DESCRIPTION / LIST PRICING



8358L/R Left or Right Arm

COM Yardage: 1.5 Yds..

COM	GR1	GR2	GR3	GR4	GR5	GR6	GR7	GR8	GR9	GR10	LEA
\$257	\$307	\$344	\$394	\$431	\$468	\$505	\$543	\$592	\$641	\$690	\$802



8358C Center Arm (ARM CAP NOT AVAILABLE)

COM Yardage: .75 Yds..

COM	GR1	GR2	GR3	GR4	GR5	GR6	GR7	GR8	GR9	GR10	LEA
\$250	\$300	\$336	\$385	\$423	\$460	\$498	\$534	\$584	\$634	\$684	\$794

Note: Tablet options available on full left or right arm only and cannot be used with arm caps.

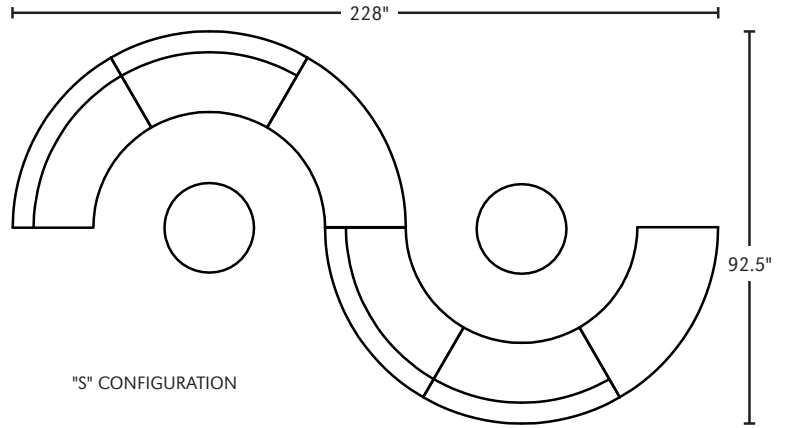
OPTIONS

Add upcharge to list price and code to model number

FR	CAL 133 (TB 133) Fire Retardant per yard	\$95	/yd.	SST	Solid Surface Tablet Arm - add to tablet option	\$133	
TAB(-)	Swivel Tablet (specify A, B or C, left or right arm)	\$419		SS5	Non-standard Solid Surface (5 tablets or less)	Call For Quote	
TABR1(-)	Removable Tablet (specify A, B or C, left or right arm)	\$498		WAC	Single Wood Arm Cap	\$94	
TABR2(-)	Removable Tablet (specify A, B or C both arm openings)	\$604		PAC	Poly Arm Cap - Standard Black/Charcoal	\$73	ea.
LAM5	Non-standard laminate (5 tablets or less)	\$265	ea. tablet				



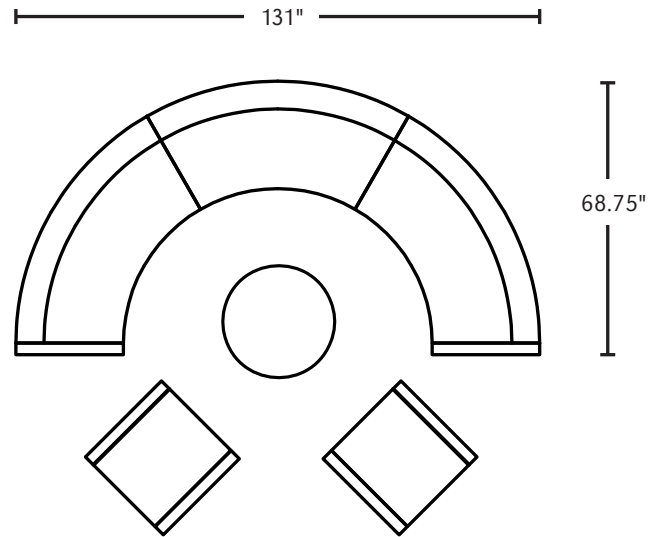
"S" CONFIGURATION: SIX 60° CURVE UNITS, TWO 60° BACKLESS CURVE UNITS WITH CABANA OCCASIONAL TABLES



"S" CONFIGURATION



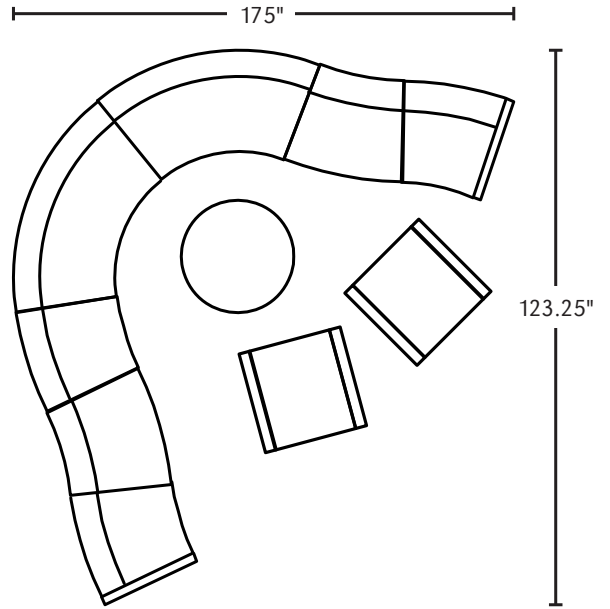
THREE 60° CURVE UNITS, TWO OUTSIDE ARMS, TWO LOUNGE UNITS AND 36" ROUND CABANA TABLE WITH COVE POWER OPTION



ARC CONFIGURATION

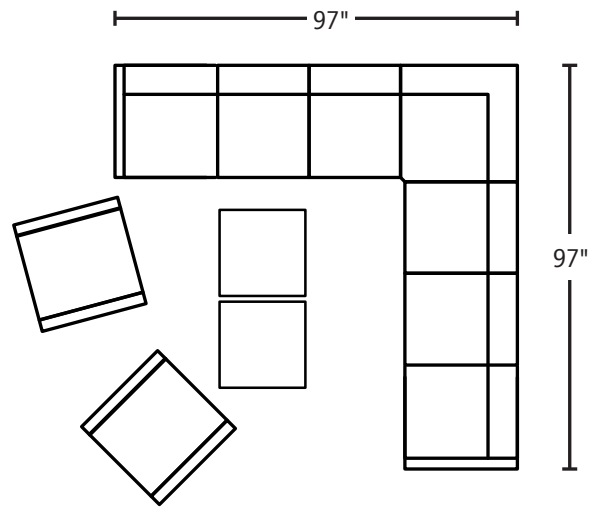


SERPENTINE CONFIGURATION



"L" SHAPE CONFIGURATION

ONE CORNER UNIT, SIX STRAIGHT UNITS,, TWO OUTSIDE ARMS, TWO LOUNGE UNITS AND TWO CABANA OCCASIONAL TABLES FEATURING COVE POWER OPTION

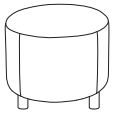


DIMENSIONS	18" Round	24" Round	30" Round	36" Round	42" Round
Overall Depth:	18"	24"	30"	36"	42"
Overall Width:	18"	24"	30"	36"	42"
Overall Height:	16" or 18"	18"	18"	18"	18"
Qty./Wt.:	1 ea./26 lbs.	1 ea./37 lbs.	1 ea./48 lbs.	1 ea./68 lbs.	1 ea./84 lbs.



36" ROUND OTTOMAN

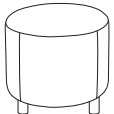
MODEL / DESCRIPTION / LIST PRICING



8341-S 18" Round Ottoman - 16" height (4 legs)

COM Yardage: Total: 2.75 Yds. / Sides: 2 Yds. / Top: .75 Yds.

COM	GR1	GR2	GR3	GR4	GR5	GR6	GR7	GR8	GR9	GR10	LEA
\$1002	\$1149	\$1298	\$1447	\$1595	\$1743	\$1892	\$2040	\$2189	\$2339	\$2486	\$2629

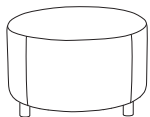


8341 18" Round Ottoman (4 legs)

COM Yardage: Total: 2.75 Yds. / Sides: 2 Yds. / Top: .75 Yds.



COM	GR1	GR2	GR3	GR4	GR5	GR6	GR7	GR8	GR9	GR10	LEA
\$1027	\$1174	\$1323	\$1472	\$1620	\$1768	\$1917	\$2065	\$2214	\$2364	\$2511	\$2654

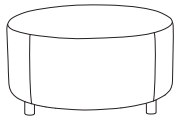


8339 24" Round Ottoman (4 legs)

COM Yardage: Total: 2.75 Yds. / Sides: 2 Yds. / Top: .75 Yds.



COM	GR1	GR2	GR3	GR4	GR5	GR6	GR7	GR8	GR9	GR10	LEA
\$1198	\$1347	\$1495	\$1643	\$1792	\$1941	\$2090	\$2238	\$2387	\$2535	\$2684	\$2826

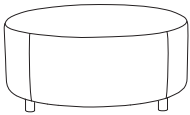


8340 30" Round Ottoman (4 legs)

COM Yardage: Total: 3.5 Yds. / Sides: 2.5 Yds. / Top: 1 Yds.



COM	GR1	GR2	GR3	GR4	GR5	GR6	GR7	GR8	GR9	GR10	LEA
\$1647	\$1796	\$1945	\$2094	\$2242	\$2390	\$2539	\$2687	\$2836	\$2984	\$3132	\$3276

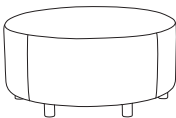


8342 36" Round Ottoman (4 legs)

COM Yardage: Total: 4.25 Yds. / Sides: 2.75 Yds. / Top: 1.25 Yds.



COM	GR1	GR2	GR3	GR4	GR5	GR6	GR7	GR8	GR9	GR10	LEA
\$1981	\$2129	\$2279	\$2428	\$2577	\$2724	\$2873	\$3022	\$3170	\$3319	\$3467	\$3610



8344 42" Round Ottoman (6 legs)

COM Yardage: Total: 4.25 Yds. / Sides: 2.75 Yds. / Top: 1.5 Yds.

COM	GR1	GR2	GR3	GR4	GR5	GR6	GR7	GR8	GR9	GR10	LEA
\$2141	\$2290	\$2439	\$2586	\$2735	\$2884	\$3033	\$3180	\$3330	\$3479	\$3627	\$3768

OPTIONS

Add upcharge to list price and code to model number

FR	CAL 133 (TB 133) Fire Retardant per yard	\$95	/yd.
MB	Moisture Barrier - per ottoman	\$133	
WOD	Wood Legs	\$25	ea.

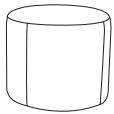
PC	Polished Chrome Legs	\$27	ea.
CAS3	3" Casters	\$27	ea.
2FO	Two Fabric Option	\$104	

DIMENSIONS	18" Round	24" Round	30" Round	36" Round	42" Round
Overall Depth:	18"	24"	30"	36"	42"
Overall Width:	18"	24"	30"	36"	42"
Overall Height:	16" or 18"	18"	18"	18"	18"
Qty./Wt.:	1 ea./26 lbs.	1 ea./37 lbs.	1 ea./48 lbs.	1 ea./68 lbs.	1 ea./84 lbs.



ROUND OTTOMAN / NO LEGS
W/ PLASTIC GLIDES

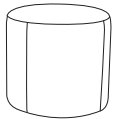
MODEL / DESCRIPTION / LIST PRICING



8341-NLS 18" Round Ottoman - 16" height / No Legs

COM Yardage: Total: 2.75 Yds. / Sides: 2 Yds. / Top: .75 Yds.

COM	GR1	GR2	GR3	GR4	GR5	GR6	GR7	GR8	GR9	GR10	LEA
\$934	\$1066	\$1195	\$1326	\$1459	\$1588	\$1719	\$1848	\$1981	\$2112	\$2241	\$2366

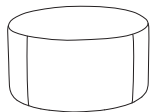


8341-NL 18" Round Ottoman / No Legs

COM Yardage: Total: 2.75 Yds. / Sides: 2 Yds. / Top: .75 Yds.



COM	GR1	GR2	GR3	GR4	GR5	GR6	GR7	GR8	GR9	GR10	LEA
\$959	\$1091	\$1220	\$1351	\$1484	\$1613	\$1744	\$1873	\$2006	\$2137	\$2266	\$2391

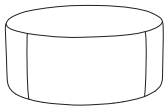


8339-NL 24" Round Ottoman / No Legs

COM Yardage: Total: 2.75 Yds. / Sides: 2 Yds. / Top: .75 Yds.



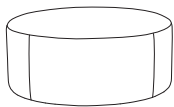
COM	GR1	GR2	GR3	GR4	GR5	GR6	GR7	GR8	GR9	GR10	LEA
\$1111	\$1242	\$1372	\$1503	\$1635	\$1765	\$1895	\$2025	\$2157	\$2288	\$2418	\$2543



8340-NL 30" Round Ottoman / No Legs

COM Yardage: Total: 3.5 Yds. / Sides: 2.5 Yds. / Top: 1 Yds.

COM	GR1	GR2	GR3	GR4	GR5	GR6	GR7	GR8	GR9	GR10	LEA
\$1505	\$1637	\$1766	\$1897	\$2030	\$2159	\$2290	\$2419	\$2552	\$2683	\$2812	\$2937



8342-NL 36" Round Ottoman / No Legs

COM Yardage: Total: 3.75 Yds. / Sides: 2.5 Yds. / Top: 1.25 Yds.

COM	GR1	GR2	GR3	GR4	GR5	GR6	GR7	GR8	GR9	GR10	LEA
\$1789	\$1919	\$2050	\$2182	\$2311	\$2442	\$2573	\$2704	\$2835	\$2964	\$3095	\$3220



8344-NL 42" Round Ottoman / No Legs

COM Yardage: Total: 4.25 Yds. / Sides: 2.75 Yds. / Top: 1.5 Yds.

COM	GR1	GR2	GR3	GR4	GR5	GR6	GR7	GR8	GR9	GR10	LEA
\$1941	\$2072	\$2202	\$2334	\$2464	\$2595	\$2725	\$2856	\$2987	\$3117	\$3248	\$3373

OPTIONS

Add upcharge to list price and code to model number

FR	CAL 133 (TB 133) Fire Retardant per yard	\$95	/yd.
MB	Moisture Barrier - per ottoman	\$133	

2FO	Two Fabric Option	\$104	
-----	-------------------	-------	--

DIMENSIONS	27" Square	36" Square	42" Square
Overall Depth:	27"	36"	42"
Overall Width:	27"	36"	42"
Overall Height:	18"	18"	18"
Qty./Wt.:	1 ea./50 lbs.	1 ea./58 lbs.	1 ea./78 lbs.

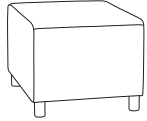


27" SQUARE WITH CASTERS
AND FIXED TABLET ARMS



36" SQUARE OTTOMAN

MODEL / DESCRIPTION / LIST PRICING

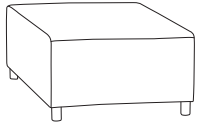


8346 27" Square Ottoman

COM Yardage: Total: 3 Yds. / Sides: 2 Yds. / Top: 1 Yds.




COM	GR1	GR2	GR3	GR4	GR5	GR6	GR7	GR8	GR9	GR10	LEA
\$1200	\$1349	\$1498	\$1645	\$1794	\$1944	\$2093	\$2241	\$2389	\$2538	\$2686	\$2828



8348 36" Square Ottoman

COM Yardage: Total: 3.75 Yds. / Sides: 2.5 Yds. / Top: 1.25 Yds.

COM	GR1	GR2	GR3	GR4	GR5	GR6	GR7	GR8	GR9	GR10	LEA
\$1835	\$1985	\$2133	\$2281	\$2430	\$2579	\$2727	\$2875	\$3024	\$3172	\$3321	\$3463



8350 42" Square Ottoman

COM Yardage: Total: 4.25 Yds. / Sides: 2.75 Yds. / Top: 1.5 Yds.

COM	GR1	GR2	GR3	GR4	GR5	GR6	GR7	GR8	GR9	GR10	LEA
\$2144	\$2292	\$2441	\$2589	\$2737	\$2886	\$3036	\$3184	\$3332	\$3481	\$3629	\$3772

OPTIONS

Add upcharge to list price and code to model number

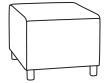
FR	CAL 133 (TB 133) Fire Retardant per yard	\$95	/yd.	GD	Ganging Device for Metal/Wood Legs	\$55	
MB	Moisture Barrier - per ottoman	\$133		TABF(-)	Fixed Tablet (outside, specify (L/R), shape A, B or C)	\$392	
WOD	Wood Legs	\$25	ea.	TABFB(-)	Fixed Tablet (blade, specify (L/R), shape A, B or C)	\$392	
PC	Polished Chrome Legs	\$27	ea.	LAM5	Non-standard laminate (5 tablets or less)	\$265	ea. tablet
CAS3	3" Casters	\$27	ea.	SST	Solid Surface Tablet Arm - add to tablet option	\$133	
2FO	Two Fabric Option	\$104		SS5	Non-standard Solid Surface (5 tablets or less)	Call For Quote	

DIMENSIONS	Straight Benches
Overall Depth:	20"
Overall Width:	22, 44, 66"
Overall Height:	18"
Qty./Wt.:	1 ea./45/60/78 lbs.



THREE SEAT STRAIGHT BENCH

MODEL / DESCRIPTION / LIST PRICING



8352 Single Seat Straight Bench

COM Yardage: Total: 2.25 Yds. / Sides: 1.5 Yds. / Top: .75 Yds.

COM	GR1	GR2	GR3	GR4	GR5	GR6	GR7	GR8	GR9	GR10	LEA
\$1005	\$1092	\$1179	\$1277	\$1364	\$1463	\$1562	\$1661	\$1760	\$1859	\$1958	\$2100



8354 Two Seat Straight Bench

COM Yardage: Total: 3.25 Yds. / Sides: 1.75 Yds. / Top: 1.5 Yds.

COM	GR1	GR2	GR3	GR4	GR5	GR6	GR7	GR8	GR9	GR10	LEA
\$1762	\$1910	\$2059	\$2207	\$2355	\$2504	\$2653	\$2800	\$2949	\$3099	\$3247	\$3388



8356 Three Seat Straight Bench

COM Yardage: Total: 4.5 Yds. / Sides: 2.5 Yds. / Top: 2 Yds.

COM	GR1	GR2	GR3	GR4	GR5	GR6	GR7	GR8	GR9	GR10	LEA
\$2071	\$2220	\$2368	\$2517	\$2665	\$2813	\$2962	\$3111	\$3259	\$3407	\$3556	\$3699

OPTIONS

Add upcharge to list price and code to model number

FR	CAL 133 (TB 133) Fire Retardant per yard	\$95	/yd.	GD	Ganging Device for Metal/Wood Legs	\$55	
MB	Moisture Barrier - up to 60" width	\$133	ea.	TABF(-)	Fixed Tablet (outside, specify (L/R), shape A, B or C)	\$392	
MB60	Moisture Barrier - over 60" width	\$212	ea.	TABFB(-)	Fixed Tablet (blade, specify (L/R), shape A, B or C)	\$392	
WOD	Wood Legs	\$25	ea.	LAM5	Non-standard laminate (5 tablets or less)	\$265	ea. tablet
PC	Polished Chrome Legs	\$27	ea.	SST	Solid Surface Tablet Arm - add to tablet option	\$133	
CAS3	3" Casters	\$27	ea.	SS5	Non-standard Solid Surface (5 tablets or less)	Call For Quote	
2FO	Two Fabric Option	\$104					

OPTIONS

- CODE: FR - CAL 133 (TB 133) Fire Retardant
- CODE: MB - Moisture Barrier
- CODE: LOW - Fully Upholstered Low Back - 27" OA Height
- CODE: WOD - Wood Legs
- CODE: PC - Polished Chrome Legs
- CODE: CAS3 - 3" Casters
- CODE: 2FO - Two Fabric Option
- CODE: WAC - Wood Arm Caps
- CODE: PAC - Poly Arm Caps - Standard Black/Charcoal
- CODE: 3FO - Three Fabric Option
- CODE: GD - Ganging Device (Necessary when ganging two or more modules together)

- CODE: TAB(-) - Non-Removable Swivel Tablet (laminated shape A, B or C left or right arm)
- CODE: TABR1(-) - Removable Swivel Tablet (laminated shape A, B or C specify left or right arm)
- CODE: TABR2(-) - Removable Swivel Tablet (laminated shape A, B or C with opening for tablet on both arms)
- CODE: LAM5 - Non-standard laminate for 5 or less tablets see options for upcharge
- CODE: SST - Solid Surface Tablet Arm - add to tablet option.
- CODE: SS5 - Non-standard Solid Surface top for 5 or less tablets
- CODE: CO - Clean Out (overall width up to 50")
- CODE: CO1 - Clean Out (overall width over 50")

Note:

- Tablet orders of 5 or less - choice of 3 standard laminate colors: Wilsonart Black 1595-60, Formica Brite White 459-58 or Nevamar Silver Alu Metalx MXT003.
- Tablet orders of 6 or more - any choice standard laminate colors.

Note: Factory installed power/data available, see accessories online under the 'Products' tab.



RAVEN LOUNGE



RAVEN TWO SEAT LOUNGE

TABLET SHAPES

Three Tablet Shapes::

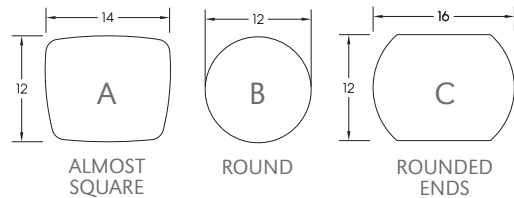
Choose from the three shapes shown and specify; A, B or C and left or right (outside tablet) when ordering.
Example: TABF-(A) Left - this would be a fixed shape A tablet on the left side (when seated).

Laminate Top:

- Tablet orders of 5 or less have 4 standard laminate colors:
- Wilsonart Black 1595-60
 - Wilsonart Montana Walnut 7110K-78
 - Formica Brite White 459-58
 - Nevamar Silver Alu Metalx MXT003

Solid Surface Top:

- Tablet orders of 5 or less have 4 standard Corian colors:
- Bone
 - Bronzite
 - Glacier White
 - Silver Grey



Note: Tablets can not be used with Arm Caps.



LOW-BACK



CASTERS



ELECTRICAL/DATA

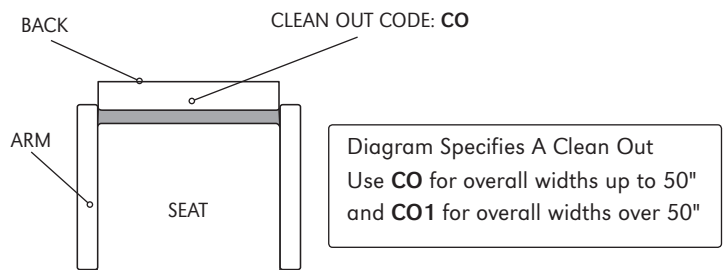


Diagram Specifies A Clean Out
Use **CO** for overall widths up to 50"
and **CO1** for overall widths over 50"

DIMENSIONS	Single Seat Lounge	Two Seat Lounge
Seat Depth:	20"	20"
Seat Height:	18"	18"
Arm Height:	25"	25"
Overall Depth:	27"	27"
Overall Width:	27"	49"
Overall Height:	33"	33"
Qty./Wt.:	1 ea./65 lbs.	1 ea./105 lbs.



RAVEN SINGLE LOUNGE
WITH OPTIONAL LOW BACK

MODEL / DESCRIPTION / LIST PRICING

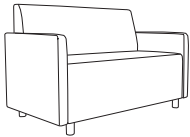


8403 Single Seat Lounge



COM Yardage: Total: 7 Yds. / Back: 2 Yds. / Seat: 2 Yds./ Arms(2) 3 Yds.

COM	GR1	GR2	GR3	GR4	GR5	GR6	GR7	GR8	GR9	GR10	LEA
\$1762	\$1948	\$2108	\$2306	\$2468	\$2641	\$2814	\$2987	\$3185	\$3383	\$3582	\$3945



8401 Two Seat Lounge

COM Yardage: Total: 10 Yds. / Back: 4 Yds. / Seat: 3 Yds. / Arms(2) 3 Yds.

COM	GR1	GR2	GR3	GR4	GR5	GR6	GR7	GR8	GR9	GR10	LEA
\$2573	\$2821	\$3043	\$3292	\$3513	\$3737	\$3960	\$4182	\$4430	\$4678	\$4925	\$5291

OPTIONS

Add upcharge to list price and code to model number

FR	CAL 133 (TB 133) Fire Retardant per yard	\$95	/yd.
MB	Moisture Barrier - per seat	\$133	
LOW	Fully Upholstered Low Back - 27" OA Height	\$101	
WOD	Wood Legs	\$25	ea.
PC	Polished Chrome Legs	\$27	ea.
PB	Laminate Plinth Base - Straight Unit	\$170	
CAS3	3" Casters	\$27	ea.
2FO	Two Fabric Option	\$104	
3FO	Three Fabric Option	\$157	
GD	Ganging Device	\$55	

TAB(-)	Swivel Tablet (specify A, B or C, left or right arm)	\$419	
TABR1(-)	Removable Tablet (specify A, B or C, left or right arm)	\$498	
TABR2(-)	Removable Tablet (specify A, B or C both arm openings)	\$604	
LAM5	Non-standard laminate (5 tablets or less)	\$265	ea. tablet
SST	Solid Surface Tablet Arm - add to tablet option	\$133	
SS5	Non-standard Solid Surface (5 tablets or less)	Call For Quote	
WAC	Wood Arm Cap	\$94	ea.
PAC	Poly Arm Cap - Standard Black/Charcoal	\$73	ea.
CO	Clean Out (overall width up to 50")	\$265	
CO1	Clean Out (overall width over 50")	\$408	

RAVEN OCCASIONAL TABLE & CURIO

The Raven curio and occasional tables feature open construction, perfect for common areas or waiting rooms. The curio offers two sizes to fit inline with standard or low back modular units. The occasional tables have open fronts with closed or open back offering great flexibility. Fully laminated construction is supported by 2" diameter steel tube legs in your choice of powder coat colors or optional wood or polished chrome.



STANDARD BACK - 33" HEIGHT

RAVEN MODULAR LOUNGE AND STANDARD BACK CURIOS WITH OPEN OCCASIONAL TABLE

ORDERING INFORMATION

- | | |
|--------------------------|--------------------------|
| 1) Series Name | 5) Laminate Selection |
| 2) Model Number | 6) Optional 2nd Laminate |
| 3) Quantity | 7) Optional Items |
| 4) Powder Coat Leg Color | |

OPTIONS

- CODE: 2LC - Two Color Laminate Choices
- CODE: PC - Polished Chrome Legs
- CODE: WOD - Wood Legs.

RAVEN SPECIFICATIONS

Table

Table core is CARB Phase I & Phase II Compliant. Laminate and phenolic backing are glued with water based adhesives.

Table Tops

ERG offers over 1000 standard laminate choices from Nevamar, Wilsonart, Formica and Pionite. Solid Surface, 3Form Chroma and stone table tops will be quoted upon request.

Metal Legs

Legs are of 2" diameter 3" tall, round steel tubing. Legs are sandblasted prior to final powder coating in your choice of standard powder coat colors. Legs have a factory installed poly vinyl glide.



STANDARD BACK CURIO / POWER-DATA



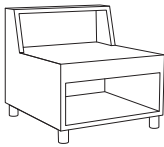
LOW BACK CURIO



STANDARD BACK CURIO / POWER-DATA

MODEL / DESCRIPTION / LIST PRICING

RAVEN CURIO | LOW BACK



Model Number	Model Description	Curio Size	Overall Height	Shpg. Weight	LAMINATE
RAVCUR27	Occasional	24" x 26"	27"	95 lbs.	\$3420

RAVEN CURIO | STANDARD BACK



Model Number	Model Description	Curio Size	Overall Height	Shpg. Weight	LAMINATE
RAVCUR33	Occasional	24" x 26"	33"	140 lbs.	\$3889

OPTIONS

Add upcharge to list price and code to model number

2LC	Two Color Laminate Choices	\$186	
PC	Polished Chrome Legs	\$27	ea.

WOD	Wood Legs	\$25	ea.
-----	-----------	------	-----



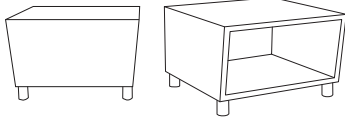
ANGLED / OPEN FRONT & BACK



STRAIGHT FRONT / CLOSED BACK

MODEL / DESCRIPTION / LIST PRICING

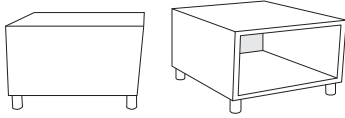
RAVEN OCCASIONAL TABLES | ANGLED BOTH ENDS / OPEN FRONT & BACK



Model Number	Model Description	Table Top Size	Table Height	Table Shape	Shpg. Weight	LAMINATE
--------------	-------------------	----------------	--------------	-------------	--------------	----------

ORAVABO	Occasional	24" x 26"	17"	Rectangular	40 lbs.	\$2025
----------------	------------	-----------	-----	-------------	---------	--------

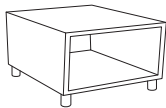
RAVEN OCCASIONAL TABLES | FRONT ANGLED / CLOSED BACK



Model Number	Model Description	Table Top Size	Table Height	Table Shape	Shpg. Weight	LAMINATE
--------------	-------------------	----------------	--------------	-------------	--------------	----------

ORAVFAC	Occasional	24" x 26"	17"	Rectangular	40 lbs.	\$2037
----------------	------------	-----------	-----	-------------	---------	--------

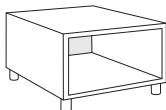
RAVEN OCCASIONAL TABLES | STRAIGHT BOTH ENDS / OPEN FRONT & BACK



Model Number	Model Description	Table Top Size	Table Height	Table Shape	Shpg. Weight	LAMINATE
--------------	-------------------	----------------	--------------	-------------	--------------	----------

ORAVSBOB	Occasional	24" x 26"	17"	Rectangular	40 lbs.	\$1958
-----------------	------------	-----------	-----	-------------	---------	--------

RAVEN OCCASIONAL TABLES | STRAIGHT BOTH ENDS / CLOSED BACK



Model Number	Model Description	Table Top Size	Table Height	Table Shape	Shpg. Weight	LAMINATE
--------------	-------------------	----------------	--------------	-------------	--------------	----------

ORAVSBCB	Occasional	24" x 26"	17"	Rectangular	40 lbs.	\$1992
-----------------	------------	-----------	-----	-------------	---------	--------

OPTIONS

Add upcharge to list price and code to model number

2LC	Two Color Laminate Choices	\$186	
PC	Polished Chrome Legs	\$27	ea.

WOD	Wood Legs	\$25	ea.
-----	-----------	------	-----

RAVEN JUNIOR COLLECTION

The Raven Junior Lounge Series offers great creativity and flexibility in children's seating. Designed for children's areas and any public spaces that require durable seating.



60° CURVE UNIT



RAVEN JUNIOR



RAVEN JUNIOR
MODULAR CONFIGURATION

ORDERING INFORMATION

- | | |
|----------------------------|-------------------------------|
| 1) Series Name | 5) Powder Coat Color for legs |
| 2) Model Number | 6) Optional Items |
| 3) Quantity | |
| 4) Fabric Grade and Number | |

RAVEN MODULAR LOUNGE SPECIFICATIONS

Frame Construction

Frame assembly is constructed of multi-ply hardwood, with tongue and groove construction. All foam is fully bonded to frame. Seat cushions are 4" graded high resiliency (H.R.) block foam with back 3" (H.R.) foam, covered entirely with special bonded polyester fiber to protect final upholstery. No sag-springs are installed in seat & back along with interlocking helicoil springs to prevent sagging and provide additional lower back and seat support.

Upholstery

Seat and back are covered in choice of fabric, vinyl, crypton, leather or COM. ERG uses only water based glues and adhesives in our upholstery process.

Legs

2"RD X 3"H round tubular steel legs are standard and available in standard powder coat colors. Optional polished chrome and wood legs are also available. Legs have a factory installed poly vinyl glide.

COLORS / FINISHES

Legs

Standard powder coat colors or optional polished chrome available. Wood legs are finished in your choice of standard wood stain colors.

OPTIONS

- CODE: FR - CAL 133 (TB 133) Fire Retardant.
- CODE: MB - Moisture Barrier (Up To 60" Overall Width).
- CODE: WOD - Wood Legs.
- CODE: PC - Polished Chrome Legs.
- CODE: CAS3 - 3" Black Casters.
- CODE: 2FO - Two Fabric Option.
- CODE: GD - Ganging Device (Necessary when ganging two or more modules together).



DIMENSIONS	Single Unit	Two Seat Unit	Two Seat Backless Unit	Square Ottoman	Round Ottomans
Seat Depth:	17.5"	17.5"	24"	-	-
Seat Height:	16"	16"	16"	-	-
Overall Depth:	24"	24"	24"	24"	18"
Overall Width:	18"	42"	42"	24"	18"
Overall Height:	27.5"	27.5"	16"	16"	16"
Qty./Wt.:	1 ea./35 lbs.	1 ea./60 lbs.	1 ea./55 lbs.	1 ea./40 lbs.	1 ea./40 lbs.



SINGLE UNIT


MODEL / DESCRIPTION / LIST PRICING



8400 Single Unit (4 Legs)

COM Yardage: Total: 3 Yds. / Back: 1.5 Yds. / Seat: 1.5 Yds.

COM	GR1	GR2	GR3	GR4	GR5	GR6	GR7	GR8	GR9	GR10	LEA
\$1023	\$1095	\$1139	\$1184	\$1232	\$1282	\$1334	\$1386	\$1441	\$1499	\$1559	\$1843



8402 Two Seat Unit (4 legs)

COM Yardage: Total: 4.5 Yds. / Back: 2.5 Yds. / Seat: 2 Yds.


COM	GR1	GR2	GR3	GR4	GR5	GR6	GR7	GR8	GR9	GR10	LEA
\$1629	\$1742	\$1811	\$1885	\$1960	\$2038	\$2121	\$2205	\$2293	\$2386	\$2480	\$2933



8404 Two Seat Backless Unit (4 legs)

COM Yardage: Total: 3.5 Yds. / Top: 1.5 Yds. / Sides: 2 Yds.

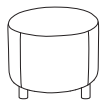
COM	GR1	GR2	GR3	GR4	GR5	GR6	GR7	GR8	GR9	GR10	LEA
\$1302	\$1393	\$1450	\$1506	\$1567	\$1630	\$1696	\$1763	\$1833	\$1908	\$1982	\$2345



8406 24" Square Ottoman - 16" height (4 legs)

COM Yardage: Total: 2.75 Yds. / Top: .75 Yds. / Sides: 1.5 Yds.

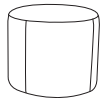
COM	GR1	GR2	GR3	GR4	GR5	GR6	GR7	GR8	GR9	GR10	LEA
\$831	\$889	\$925	\$962	\$1000	\$1040	\$1083	\$1124	\$1170	\$1217	\$1264	\$1495



8341-S 18" Round Ottoman - 16" height (4 legs)

COM Yardage: Total: 2.75 Yds. / Sides: 2 Yds. / Top: .75 Yds.

COM	GR1	GR2	GR3	GR4	GR5	GR6	GR7	GR8	GR9	GR10	LEA
\$1002	\$1149	\$1298	\$1447	\$1595	\$1743	\$1892	\$2040	\$2189	\$2339	\$2486	\$2629



8341-NLS 18" Round Ottoman - 16" height / No Legs

COM Yardage: Total: 2.75 Yds. / Sides: 2 Yds. / Top: .75 Yds.

COM	GR1	GR2	GR3	GR4	GR5	GR6	GR7	GR8	GR9	GR10	LEA
\$934	\$1066	\$1195	\$1326	\$1459	\$1588	\$1719	\$1848	\$1981	\$2112	\$2241	\$2366

OPTIONS

Add upcharge to list price and code to model number

FR	CAL 133 (TB 133) Fire Retardant per yard	\$95	/yd.
MB	Moisture Barrier - up to 60" overall width	\$133	
2FO	Two Fabric Option	\$104	
GD	Ganging Device	\$55	

PC	Polished Chrome Legs	\$27	ea.
CAS3	3" Black Casters	\$27	ea.
WOD	Solid Wood Legs	\$25	ea.

DIMENSIONS	30° curve unit (inside / outside)	60° curve unit (inside / outside)	Backless 30° unit	Backless 60° unit
Seat Depth:	17.5"	17.5"	24"	24"
Seat Height:	16"	16"	16"	16"
Overall Depth:	26"	28"	26"	28"
Overall Width:	24.5"	47"	34.5"	47"
Overall Height:	27.5"	27.5"	16"	16"
Qty./Wt.:	1 ea./62 lbs.	1 ea./110 lbs.	1 ea./35 lbs.	1 ea./55 lbs.



60° CURVE UNIT

MODEL / DESCRIPTION / LIST PRICING



8408 30° inside curve unit (4 Legs)

COM Yardage: Total: 4 Yds. / Back: 2 Yds. / Seat: 2 Yds.

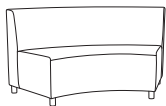
COM	GR1	GR2	GR3	GR4	GR5	GR6	GR7	GR8	GR9	GR10	LEA
\$1043	\$1115	\$1160	\$1206	\$1255	\$1305	\$1358	\$1411	\$1467	\$1527	\$1587	\$1877



8410 30° outside curve unit (4 Legs)

COM Yardage: Total: 4.5 Yds. / Back: 2 Yds. / Seat: 2.5 Yds.


COM	GR1	GR2	GR3	GR4	GR5	GR6	GR7	GR8	GR9	GR10	LEA
\$1043	\$1115	\$1160	\$1206	\$1255	\$1305	\$1358	\$1411	\$1467	\$1527	\$1587	\$1877



8412 60° inside curve unit (5 Legs)

COM Yardage: Total: 6.5 Yds. / Back: 4 Yds. / Seat: 2.5 Yds.

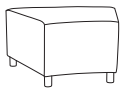
COM	GR1	GR2	GR3	GR4	GR5	GR6	GR7	GR8	GR9	GR10	LEA
\$1758	\$1881	\$1956	\$2034	\$2115	\$2200	\$2288	\$2380	\$2475	\$2573	\$2678	\$3165



8414 60° outside curve unit (5 Legs)

COM Yardage: Total: 7 Yds. / Back: 3 Yds. / Seat: 4 Yds.

COM	GR1	GR2	GR3	GR4	GR5	GR6	GR7	GR8	GR9	GR10	LEA
\$1758	\$1881	\$1956	\$2034	\$2115	\$2200	\$2288	\$2380	\$2475	\$2573	\$2678	\$3165



8416 Backless 30° unit (4 Legs)

COM Yardage: Total: 3 Yds. / Top: 1 Yds. / Sides: 2 Yds.

COM	GR1	GR2	GR3	GR4	GR5	GR6	GR7	GR8	GR9	GR10	LEA
\$940	\$1006	\$1046	\$1088	\$1132	\$1177	\$1222	\$1272	\$1323	\$1376	\$1431	\$1691



8418 Backless 60° unit (5 Legs)

COM Yardage: Total: 4.75 Yds. / Top: 2 Yds. / Sides: 2.75 Yds.

COM	GR1	GR2	GR3	GR4	GR5	GR6	GR7	GR8	GR9	GR10	LEA
\$1481	\$1584	\$1649	\$1714	\$1782	\$1853	\$1928	\$2004	\$2084	\$2167	\$2253	\$2666

OPTIONS

Add upcharge to list price and code to model number

FR	CAL 133 (TB 133) Fire Retardant per yard	\$95	/yd.
MB	Moisture Barrier - up to 60" overall width	\$133	
2FO	Two Fabric Option	\$104	
GD	Ganging Device	\$55	

PC	Polished Chrome Legs	\$27	ea.
CAS3	3" Black Casters	\$27	ea.
WOD	Solid Wood Legs	\$25	ea.



4 LEG CHAIR / ARMS /CASTERS

REWIND SERIES

The Rewind chair features a two piece polypropylene shell with a slotted back and a clean out feature. The slotted back design offers style and ventilation. Frames are available in standard polished chrome or optional powder coat color finishes.



BAR STOOLS

ORDERING INFORMATION

To Order Please Specify:

- 1) Series Name
- 2) Model Number
- 3) Quantity
- 4) Optional Powder Coat Color
- 5) Fabric Grade & Number
- 6) Optional Items

REWIND GENERAL SPECIFICATIONS

Shell

- Rewind polypropylene chairs feature a contoured, perforated backrest and waterfall design seat.
- Backrest features a slotted pattern with 1.125" x .25" rounded rectangles.
Note: Molded polypropylene material is shatter proof and scratch resistant. Gentle flex back.

Upholstery

- Seat insert is upholstered over 1/2" foam.
- Seat can be upholstered with choice of fabric, vinyl, crypton, leather or approved COM.

Frame - Four Legged

- Chair frames are made of .875" diameter, 16 gauge steel tubing with hand brazed welds. Factory installed adjustable steel glides.

Glides

- Factory installed self leveling steel glides.

Stacking

- 4-leg models stack 10 high on dolly.
- 4-leg with arms 4 high.
- Bar stool 2-3 high

COLORS / FINISHES

Frame Finish Colors:

Standard polished chrome frame finish.

Optional standard powder coat colors available with upcharge.

8 Shell Colors with Matching Color Arms:

- Black
- Beige
- Charcoal
- Yellow
- White
- Navy Blue
- Red
- Green

OPTIONS

- CODE: FR - CAL 133 (TB 133) Fire Retardant
- CODE: MB - Moisture Barrier
- CODE: SF - Powder Coat Frame Color
- CODE: AGF - Fold out Ganging (includes SPN)
- CODE: SPN - Plastic Seat Pan to Protect Upholstery (Recommended for stacking chairs with UPH seats)
- CODE: CH - Counter Height (24" seat height)
- CODE: SH - Specialty Height (any custom height)

CHAIRS	WEIGHT LIMIT
Metal Legs	350 lbs.

#196 Stacking Chair Dolly
Square laminate base insert protects chairs.
Approx. 25" x 25".
Dolly not to be used for bar stools.



UPHOLSTERED SEAT INSERT



OPTIONAL SEAT PAN TO PROTECT UPHOLSTERY

DIMENSIONS	4-Leg	4-Leg Arms
Seat Width:	17.5"	19.75"
Seat Depth:	18.25"	18.25"
Seat Height:	18.25"	18.25"
Arm Height	-	27"
Back Height:	33"	33"
Overall Width:	20"	22.75"
Overall Depth:	22"	22"
Qty./Wt. per carton:	3 ea./48 lbs.	3 ea./48 lbs.



4 LEGGED CHAIR



4 LEGGED CHAIR WITH ARMS

MODEL / DESCRIPTION / LIST PRICING



7600 4-Legged Side Chair



Chair
\$284



7601 4-Legged Side Chair - Upholstered Seat Insert

COM Yardage: 0.75 Yard

COM	GR1	GR2	GR3	GR4	GR5	GR6	GR7	GR8	GR9	GR10	LEA
\$391	\$418	\$436	\$452	\$470	\$489	\$509	\$529	\$551	\$572	\$595	\$704



7604 4-Legged Arm Chair

Chair
\$381




7605 4-Legged Arm Chair - Upholstered Seat Insert

COM Yardage: 0.75 Yard

COM	GR1	GR2	GR3	GR4	GR5	GR6	GR7	GR8	GR9	GR10	LEA
\$487	\$521	\$542	\$564	\$587	\$609	\$633	\$658	\$685	\$713	\$742	\$877

8 PLASTIC SHELL COLORS



OPTIONS

Add upcharge to list price and code to model number

FR	CAL 133 (TB 133) Fire Retardant per yard.	\$95	/yd.
MB	Moisture Barrier - Standard and MID Seats	\$72	
SF	Powder Coat Finish - Chair	\$40	

SPN	Plastic Seat Pan to protect upholstery (Black)	\$34	
AGF	Fold Out Ganging	\$64	

DIMENSIONS	4-Leg w/ Casters	Arm Chair w/ Casters
Seat Width:	17.5"	19.75"
Seat Depth:	18.25"	18.25"
Seat Height:	18.25"	18.25"
Arm Height	-	27"
Back Height:	33"	33"
Overall Width:	20"	22.75"
Overall Depth:	22"	22"
Qty./Wt. per carton:	1 ea./48 lbs.	1 ea./48 lbs.



4 LEGGED WITH CASTERS
AND SEAT INSERT



4 LEGGED WITH ARMS AND
CASTERS

MODEL / DESCRIPTION / LIST PRICING



7608 4-Legged Side Chair with Casters

Chair
\$364



7609 4-Legged Side Chair with Casters - Upholstered Seat Insert

COM Yardage: 0.75 Yard

COM	GR1	GR2	GR3	GR4	GR5	GR6	GR7	GR8	GR9	GR10	LEA
\$475	\$508	\$528	\$550	\$571	\$594	\$618	\$643	\$669	\$695	\$723	\$855



7612 4-Legged Arm Chair and Casters

Chair
\$462



7613 4-Legged Arm Chair with Casters - Upholstered Seat Insert

COM Yardage: 0.75 Yard

COM	GR1	GR2	GR3	GR4	GR5	GR6	GR7	GR8	GR9	GR10	LEA
\$568	\$608	\$632	\$657	\$683	\$710	\$740	\$769	\$801	\$832	\$865	\$1023

8 PLASTIC SHELL COLORS



OPTIONS

Add upcharge to list price and code to model number

FR	CAL 133 (TB 133) Fire Retardant per yard.	\$95	/yd.
MB	Moisture Barrier - Standard and MID Seats	\$72	
SF	Powder Coat Finish - Chair	\$40	

SPN	Plastic Seat Pan in Black	\$34	
AGF	Fold Out Ganging	\$64	

DIMENSIONS	Stool	Stool w/ Arms
Seat Width:	17.5"	19.75"
Seat Depth:	18"	18"
Seat Height:	29.5"	29.5"
Arm Height	-	38.25"
Back Height:	44"	44"
Overall Width:	20.25"	22.75"
Overall Depth:	20.25"	20.25"
Qty./Wt. per carton:	2 ea./48 lbs.	1 ea./48 lbs.



BAR STOOL



BAR STOOL WITH ARMS

MODEL / DESCRIPTION / LIST PRICING



7616 Bar Stool



Chair
\$522



7617 Bar Stool - Upholstered Seat Insert

COM Yardage: 0.75 Yard

COM	GR1	GR2	GR3	GR4	GR5	GR6	GR7	GR8	GR9	GR10	LEA
\$629	\$673	\$701	\$729	\$758	\$788	\$820	\$853	\$886	\$921	\$959	\$1134



7620 Bar Stool with Arms

Chair
\$648



7621 Bar Stool with Arms / Upholstered Seat Insert

COM Yardage: 0.75 Yard

COM	GR1	GR2	GR3	GR4	GR5	GR6	GR7	GR8	GR9	GR10	LEA
\$759	\$813	\$846	\$880	\$914	\$952	\$990	\$1029	\$1070	\$1113	\$1158	\$1368

NOTE: BAR STOOL W/ARMS ARE NOT STACKABLE

8 PLASTIC SHELL COLORS



OPTIONS

Add upcharge to list price and code to model number

FR	CAL 133 (TB 133) Fire Retardant per yard.	\$95	/yd.
MB	Moisture Barrier - Standard and MID Seats	\$72	
SF	Powder Coat Finish - Bar Stool	\$61	

SPN	Plastic Seat Pan to protect upholstery (Black)	\$34	
CH	Counter Height (24" seat height)	\$30	
SH	Specialty Height (any custom height)	\$30	



EASY FOLDOUT GANGING (FACTORY INSTALLED ONLY)



ROUNDED RECTANGLE PERFORATION (1/4" X 1 1/8")



ARM DETAILS (FACTORY INSTALLED ONLY)



REWIND SWIVEL SERIES

The Rewind swivel features a two piece polypropylene shell with a slotted back and a clean out feature. The slotted back design offers style and ventilation. Upholstered seat insert are available. High chair kit available in two height extensions.



ALUMINUM SWIVEL BASE



BLACK POLY 5 STAR BASE

ORDERING INFORMATION

To Order Please Specify:

- | | |
|-----------------|-------------------------------|
| 1) Series Name | 4) Fabric Grade & Number |
| 2) Model Number | 5) Optional Items |
| 3) Quantity | 6) Specify 8" or 10" high kit |

REWIND GENERAL SPECIFICATIONS

Shell

- Rewind polypropylene chairs feature a contoured, perforated backrest and waterfall design seat.
- Backrest features a slotted pattern with 1.125" x .25" rounded rectangles.
Note: Molded polypropylene material is shatter proof and scratch resistant. Gentle flex back.

Upholstery

- Seat insert is upholstered over 1/2" foam.
- Seat can be upholstered with choice of fabric, vinyl, crypton, leather or approved COM.

Five Star

- Five-star bases have gas cylinders with pneumatic height adjustment.
- High chair kit consists of 8" or 10" extended piston with adjustable chrome foot ring. (Priced in)
- **Standard dual wheel casters** or optional glides in black high impact plastic.

Chair Controls

- Swivel
- Pneumatic height adjustment
- No tilt
- Chair frame is slightly tilted for seating comfort

COLORS / FINISHES

Base Finish Colors:

Standard polished aluminum 5-star base.

Optional powder coat color matched base available with upcharge.
Optional impact resistant black poly 5-star base.

8 Shell Colors with Matching Color Arms:

- | | |
|------------|-------------|
| • Black | • White |
| • Beige | • Navy Blue |
| • Charcoal | • Red |
| • Yellow | • Green |

Optional Color Match Base Colors:

- | | |
|-------------|-----------------|
| • Black | • Canary Yellow |
| • White | • Charcoal |
| • Navy Blue | • Liberty Red |

Note: 6 chair minimum for color matched base option.
To be the same powder coat color for all six.

OPTIONS

- CODE: FR - CAL 133 (TB 133) Fire Retardant
- CODE: MB - Moisture Barrier
- CODE: CM5 - Color Match Base
- CODE: B5 - Impact Resistant Black Poly Base
- CODE: GC - Black Glides for 5 star base
- CODE: CAS5 - Two-Tone Self Braking Casters (Gray/Black) - set of 5



STANDARD ALUMINUM SWIVEL BASE



SWIVEL CHAIR GLIDES

DIMENSIONS	Swivel	Swivel w/ Arms
Seat Width:	17.5"	19.75"
Seat Depth:	18"	18"
Seat Height:	17.5" - 20.5"	17.5" - 20.5"
Arm Height	-	29.5" - 34.5"
Back Height:	30" - 35"	30" - 35"
Overall Width:	26.25"	26.25"
Overall Depth:	26.25"	26.25"
Qty./Wt. per carton:	1 ea./25 lbs.	1 ea./25 lbs.



SWIVEL CHAIR WITH
STANDARD ALUMINUM BASE



SWIVEL ARM CHAIR WITH
STANDARD ALUMINUM BASE

MODEL / DESCRIPTION / LIST PRICING



7624 Swivel Chair

Chair
\$491



7625 Swivel Chair - Upholstered Seat Insert

COM Yardage: 0.75 Yard

COM	GR1	GR2	GR3	GR4	GR5	GR6	GR7	GR8	GR9	GR10	LEA
\$595	\$638	\$662	\$690	\$717	\$745	\$774	\$806	\$838	\$872	\$907	\$1071



7628 Swivel Arm Chair

Chair
\$619




7629 Swivel Arm Chair - Upholstered Seat Insert

COM Yardage: 0.75 Yard

COM	GR1	GR2	GR3	GR4	GR5	GR6	GR7	GR8	GR9	GR10	LEA
\$690	\$738	\$768	\$798	\$830	\$862	\$896	\$933	\$970	\$1009	\$1049	\$1240

8 PLASTIC SHELL COLORS



OPTIONS

Add upcharge to list price and code to model number

FR	CAL 133 (TB 133) Fire Retardant per yard.	\$95	/yd.
MB	Moisture Barrier - Per Seat	\$72	
CM5	Color Match Base	\$30	

B5	Impact Resistant Black Poly Base	deduct \$28 list	
GC	Black Glides for 5 star base	\$30	
CAS5	Two-Tone Self Braking Casters (set of 5)	\$48	

DIMENSIONS	H8	H8 with Arms	H10	H10 with Arms
Seat Width:	17.5"	19.75"	17.5"	19.75"
Seat Depth:	18"	18"	18"	18"
Seat Height:	21.5 - 29"	21.5 - 29"	26" - 36"	26" - 36"
Arm Height	-	30.5" - 38"	-	35" - 45"
Back Height:	37"- 44.5"	37"- 44.5"	41.5" - 51.5"	41.5" - 51.5"
Overall Width:	26.25"	26.25"	26.25"	26.25"
Overall Depth:	26.25"	26.25"	26.25"	26.25"
Qty./Wt. per carton:	1 ea./28 lbs.	1 ea./28 lbs.	1 ea./28 lbs.	1 ea./28 lbs.



SWIVEL ARM CHAIR WITH HI-CHAIR KIT AND STANDARD ALUMINUM BASE AND OPTIONAL TWO TONE SELF BRAKING CASTERS

MODEL / DESCRIPTION / LIST PRICING



7624-H8
7624-H10 Swivel Chair with High Chair Kit

Chair
\$621



7625-H8
7625-H10 Swivel Chair with High Chair Kit - Upholstered Seat Insert

COM Yardage: 0.75 Yard

COM	GR1	GR2	GR3	GR4	GR5	GR6	GR7	GR8	GR9	GR10	LEA
\$725	\$776	\$807	\$839	\$873	\$907	\$943	\$982	\$1020	\$1061	\$1104	\$1305



7628-H8
7628-H10 Swivel Arm Chair with High Chair Kit

Chair
\$714




7629-H8
7629-H10 Swivel Arm Chair with High Chair Kit - Upholstered Seat Insert

COM Yardage: 0.75 Yard

COM	GR1	GR2	GR3	GR4	GR5	GR6	GR7	GR8	GR9	GR10	LEA
\$818	\$877	\$911	\$947	\$985	\$1024	\$1066	\$1109	\$1153	\$1199	\$1247	\$1474

8 PLASTIC SHELL COLORS



OPTIONS

Add upcharge to list price and code to model number

FR	CAL 133 (TB 133) Fire Retardant per yard.	\$95	/yd.
MB	Moisture Barrier - Per Seat	\$72	
CM5	Color Match Base	\$30	

B5	Impact Resistant Black Poly Base	deduct \$28 list	
GC	Black Glides for 5 star base	\$30	
CAS5	Two-Tone Self Braking Casters (set of 5)	\$48	



SWIVEL RED ARM CHAIR WITH
COLOR MATCHED PAINTED ALUMINUM BASE



SWIVEL YELLOW ARM CHAIR WITH
COLOR MATCHED PAINTED ALUMINUM BASE



SWIVEL NAVY BLUE ARM CHAIR WITH
COLOR MATCHED PAINTED ALUMINUM BASE

OPTIONAL COLOR MATCHED BASES AVAILABLE IN THESE SIX COLORS

(PLEASE SEE DETAILS ON PAGE 12)



SWIVEL BLACK ARM CHAIR WITH
COLOR MATCHED PAINTED ALUMINUM BASE



SWIVEL WHITE ARM CHAIR WITH
COLOR MATCHED PAINTED ALUMINUM BASE



SWIVEL CHARCOAL ARM CHAIR WITH COLOR
MATCHED PAINTED ALUMINUM BASE





DEMI BACK



MID BACK



HIGH BACK



SAMBA TABLE OF CONTENTS

Samba Specifications 2-3
 Samba Standards & Options 4
 Samba Mid Back Pricing 5-7
 Samba High Back Pricing 8-9
 Samba Demi Back Bar Stool Pricing 10
 Samba Demi Back Pricing 11

SAMBA

The Samba collection encompasses three shells: Mid-back, High-back and Demi-back barstool. The Samba features a fully upholstered seat over a stylish cold injected urethane foam shell and contoured details that offer comfort in the seat and back. A stylish array of base options and finishes complete the series.



HIGH BACK WITH 4-STAR AUTO RETURN BASE IN POLISHED CHROME



MIDBACK 4 LEG CHAIR



MIDBACK 5-STAR SWIVEL WITH OPTIONAL CHROME CASTERS



MID-BACK WITH 4-STAR STEEL SWIVEL BASE



DEMI BACK 5-STAR SWIVEL BASE WITH FOOT REST



DEMI BACK SLED BASE BARSTOOL



DEMI BACK WOOD BASE BARSTOOL



HIGH BACK WOOD LEG CHAIR

ORDERING INFORMATION

To Order Please Specify:

- 1) Series Name
- 2) Model Number
- 3) Quantity
- 4) Fabric Grade and Number
- 5) Optional Items

CHAIRS	WEIGHT LIMIT
Metal Legs	350 lbs.
Wood Legs	250 lbs.

SAMBA GENERAL SPECIFICATIONS

Upholstery/Foam

- Cold injected urethane molded foam with inner steel welded frame.
- Samba is fully upholstered and available with approved fabric, crypton, vinyl or COM.
- Due to the complexity of the upholstery process of the Samba Swivel, please submit your COM for testing. A 10"x10" sample is required. **ALL FABRIC MUST BE PRE-APPROVED**, please contact customer service.

Graded-In & COM Fabric Testing

Due to the complexity of the upholstery process, please submit your Graded-in/COM for testing. A 10"x10" sample is required. **ALL FABRIC MUST BE PRE APPROVED.** Please see Approved Fabrics link under product webpage images.

Base Details

- **4-Legs:** Frame is fully welded. 3/4" diameter 14-gauge steel tubing with adjustable glides installed.
- **4-Star Steel Auto Return:** steel construction with fixed seat height with adjustable steel glides.
- **4-Star Steel Swivel:** solid steel blades welded to 2" diameter column and nylon glides installed.
Available in polished chrome or black wrinkle finishes.

- **Wood Legs:** In round solid beech, tapered style. Size of taper legs is 1-1/4" to 2" diameter. All 4 legs are inserted in a fabricated, welded metal bracket and tightly secured. Underseat metal bracket is painted in white optional black.
- **Bar Stool with Wood Legs** - In round solid beech, tapered style. Size of taper legs is 1-1/4" to 2" diameter. All 4 legs are inserted in a fabricated, welded metal bracket and tightly secured. A polished chrome footrest is inserted to 4 legs with machined screws for additional strength. Underseat metal bracket is painted in white optional black.
- **Bar Stool with Sled Base** - Frame in solid steel is 1/2" in diameter. 4 polyvinyl glides installed, and footrest welded to frame.
- **5-Star Swivel:** Cast polished aluminum base with 5 gray casters installed.
High chair kit consists of an 8" or 10" extended piston (adjustable up and down) with an adjustable chrome foot ring.

Chair function

- Swivel 360°

Chair Control

- Pneumatic height adjustment
 - Regular Swivel Chair – 16" – 21"
 - 8" High Kit – 23" – 30"
 - 10" High Kit – 26" – 36"
- Swivel

- **4-Leg Bar Stool for Mid Back:** Frame is 3/4" diameter, 14-gauge steel tubing with adjustable glides installed and footrest welded to frame.



STANDARD BASE FINISHES

- 4-star steel auto return - Polished Chrome only
- 4-star steel swivel - Black or Polished Chrome
- 4 legs - polished chrome
- Wood legs - all standard stain colors and underseat metal bracket is painted in white

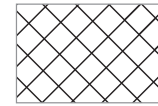
- 5-star swivel in polished chrome with gray casters
- 5-star swivel in polished chrome with black casters
- Sled Base Bar Stool in polished chrome
- Wood Leg Barstool available in all standard stain colors includes foot rest in polished chrome

OPTIONS


- CODE: FR - CAL 133 (TB 133) Fire Retardant
- CODE: MB - Moisture Barrier
- CODE: SF - Powder Coat Color Finish
- CODE: CH - Counter Height (24" seat height)
- CODE: SH - Specialty Height (any custom height)
- CODE: TFT1 - Diamond Tufting - Single Back
- CODE: VBL - Black Under Metal Frame (Wood Legs)
- CAS-C: Chrome Casters for 5-star swivel base
- CODE: GC - Black Glides for 5 star base

TUFTING

Only diamond tufting available for Samba series.



diamond



SAMBA - DIAMOND TUFTING DETAIL ON BACK

BASE FINISHES

Powder Coat colors available with upcharge

- 4 Leg Metal Frame
- Barstool 4 Leg Metal Frame
- Barstool Sled Base



STANDARD GRAY CASTERS
(5035 MODEL ONLY)



OPTIONAL CHROME CASTERS
(5035 MODEL ONLY)

5-STAR SWIVEL BASE DETAIL



MIDBACK 5-STAR SWIVEL BASE WITH OPTIONAL CHROME CASTERS



DEMI BACK 5-STAR SWIVEL BASE WITH BLACK CASTERS

FOR TASK
SWIVEL CHAIR

4-STAR BASE DETAIL



SWIVEL STEEL BASE



AUTO RETURN BASE

DIMENSIONS	4-Leg Chair	4-Star Steel Auto Return
Inside Width:	20"	20"
Seat Height:	18"	18"
Arm Height:	26"	26"
Overall Depth:	24"	24"
Overall Width:	24.5"	24.5"
Overall Height:	31"	32.5"
Qty./Wt. per carton:	1 ea./32 lbs.	1 ea./32 lbs.



4 LEGS



4-STAR AUTO RETURN
STEEL BASE

MODEL / DESCRIPTION / LIST PRICING



5037 Mid-Back 4 Legs in Polished Chrome / Fixed Seat

COM Yardage: 2 yards

COM	GR1	GR2	GR3	GR4	GR5	GR6	GR7	GR8	GR9	GR10	LEA
\$1097	\$1174	\$1221	\$1270	\$1321	\$1374	\$1428	\$1486	\$1545	\$1608	\$1671	\$1975



5039-AR Mid-Back / 4-Star Steel Auto Return / **Polished Chrome Finish**

COM Yardage: 2 yards

COM	GR1	GR2	GR3	GR4	GR5	GR6	GR7	GR8	GR9	GR10	LEA
\$1158	\$1241	\$1292	\$1345	\$1399	\$1457	\$1516	\$1579	\$1643	\$1710	\$1780	\$2108

OPTIONS

Add upcharge to list price and code to model number

FR	CAL 133 (TB 133) Fire Retardant - per yard	\$95
SF	Powder Coat Color Finish - Model 5037 Only	\$40

TFT1	Diamond Tufting - per seat	\$102
MB	Moisture Barrier - per seat	\$72

DIMENSIONS	4-Star Steel Swivel Base	Wood Leg Chair	4-Leg Bar Stool
Inside Width:	17"	17"	17"
Seat Height:	16"	18"	29"
Arm Height:	26"	24"	37"
Overall Depth:	24"	24"	24"
Overall Width:	24.5"	24.5"	24.5"
Overall Height:	30.5"	31"	41"
Qty./Wt. per carton:	1 ea./32 lbs.	1 ea./50 lbs.	1 ea./38 lbs.



4-STAR STEEL SWIVEL



WOOD LEGS

MODEL / DESCRIPTION / LIST PRICING



5049-B Mid-Back 4-Star Steel Swivel / **Black Wrinkle Finish**

COM Yardage: 2 yards

COM	GR1	GR2	GR3	GR4	GR5	GR6	GR7	GR8	GR9	GR10	LEA
\$1359	\$1454	\$1512	\$1574	\$1636	\$1701	\$1769	\$1840	\$1914	\$1991	\$2070	\$2446



5049 Mid-Back 4-Star Steel Swivel / **Polished Chrome Finish**

COM Yardage: 2 yards

COM	GR1	GR2	GR3	GR4	GR5	GR6	GR7	GR8	GR9	GR10	LEA
\$1429	\$1529	\$1590	\$1654	\$1721	\$1789	\$1862	\$1935	\$2013	\$2094	\$2177	\$2573



5037-W Mid-Back **Stained Wood Legs** / Fixed Seat

COM Yardage: 2 yards

COM	GR1	GR2	GR3	GR4	GR5	GR6	GR7	GR8	GR9	GR10	LEA
\$1552	\$1661	\$1726	\$1796	\$1868	\$1943	\$2020	\$2101	\$2186	\$2272	\$2364	\$2793



5038 Mid-Back 4 Leg Bar Stool / **Polished Chrome Finish**

COM Yardage: 2 yards

COM	GR1	GR2	GR3	GR4	GR5	GR6	GR7	GR8	GR9	GR10	LEA
\$1210	\$1295	\$1346	\$1400	\$1456	\$1514	\$1575	\$1638	\$1702	\$1771	\$1842	\$2178

OPTIONS

Add upcharge to list price and code to model number

FR	CAL 133 (TB 133) Fire Retardant - per yard	\$95
TFT1	Diamond Tufting - per seat	\$102
SF	Powder Coat color finish (bar stool - 5038 Only)	\$61
VBL	Black Under Metal Frame (Wood Legs)	\$40

MB	Moisture Barrier - per seat	\$72
CH	Counter Height (24" seat height)	\$30
SH	Specialty Height	\$30

DIMENSIONS	Five-Star Swivel	8" High Kit:	10" High Kit:
Inside Width:	17"	17"	17"
Seat Height:	16"-21"	23"-30"	26"-36"
Arm Height:	23"-28"	30"-37"	33"-43"
Overall Depth:	26.5"	26.5"	26.5"
Overall Width:	26.5"	26.5"	26.5"
Overall Height:	29"-34"	37"-44"	40"-50"
Qty./Wt. per carton:	1 ea./44 lbs	1 ea./44 lbs	1 ea./44 lbs



5-STAR SWIVEL CHAIR
HIGH KIT



5-STAR SWIVEL

MODEL / DESCRIPTION / LIST PRICING



5035 Mid-Back Polished Chrome Five-Star Swivel on Casters COM Yardage: 2 est. yards

COM	GR1	GR2	GR3	GR4	GR5	GR6	GR7	GR8	GR9	GR10	LEA
\$1126	\$1206	\$1254	\$1304	\$1356	\$1410	\$1466	\$1526	\$1587	\$1650	\$1716	\$2028



5035-H8
5035-H10 Mid-Back Polished Chrome Five-Star Swivel on Casters with High Chair Kit COM Yardage: 2 est. yards

COM	GR1	GR2	GR3	GR4	GR5	GR6	GR7	GR8	GR9	GR10	LEA
\$1212	\$1297	\$1349	\$1402	\$1459	\$1516	\$1578	\$1640	\$1706	\$1774	\$1846	\$2181

OPTIONS

Add upcharge to list price and code to model number

FR	CAL 133 (TB 133) Fire Retardant - per yard	\$95
MB	Moisture Barrier - per seat.	\$72
GC	Black Glides for 5 star base	\$30

TFT1	Diamond Tufting - per seat	\$102
CAS-C	Chrome Casters for 5-star base	\$72

DIMENSIONS	4-Leg Chair	Wood Leg Chair	4-Star Steel Auto Return
Inside Width:	21"	21"	21"
Seat Height:	18"	19"	18"
Arm Height:	26"	27"	26"
Overall Depth:	24.5"	24"	26"
Overall Width:	25"	25.5"	25"
Overall Height:	37"	38"	37.5"
Qty./Wt. per carton:	1 ea./32 lbs.	1 ea./32 lbs.	1 ea./32 lbs.



WOOD LEGS



4 LEG

MODEL / DESCRIPTION / LIST PRICING



5037-HB High Back 4 Leg in Polished Chrome / Fixed Seat

COM Yardage: 2.5 yards

COM	GR1	GR2	GR3	GR4	GR5	GR6	GR7	GR8	GR9	GR10	LEA
\$1414	\$1513	\$1575	\$1637	\$1702	\$1771	\$1842	\$1916	\$1992	\$2073	\$2155	\$2546



5037-WHB High Back **Stained Wood Legs** / Fixed Seat

COM Yardage: 2.5 yards

COM	GR1	GR2	GR3	GR4	GR5	GR6	GR7	GR8	GR9	GR10	LEA
\$1823	\$1951	\$2028	\$2109	\$2193	\$2282	\$2372	\$2468	\$2567	\$2670	\$2776	\$3280



5045-AR High Back / 4-Star Steel Auto Return / **Polished Chrome Finish**

COM Yardage: 2.5 yards

COM	GR1	GR2	GR3	GR4	GR5	GR6	GR7	GR8	GR9	GR10	LEA
\$1523	\$1632	\$1698	\$1768	\$1839	\$1914	\$1991	\$2073	\$2157	\$2244	\$2335	\$2766

OPTIONS

Add upcharge to list price and code to model number

FR	CAL 133 (TB 133) Fire Retardant - per yard	\$95
SF	Powder Coat Color Finish - Model 5037-HB	\$40
TFT1	Diamond Tufting - per seat	\$102

VBL	Black Under Metal Frame (Wood Legs)	\$40
MB	Moisture Barrier - per seat	\$72

DIMENSIONS	4-Star Swivel Chair	Five-Star Swivel
Inside Width:	21"	21"
Seat Height:	16"	18"-21"
Arm Height:	26"	26"-29"
Overall Depth:	24"	26.5"
Overall Width:	25"	26.5"
Overall Height:	36.5"	38.5"-41"
Qty./Wt. per carton:	1 ea./32 lbs.	1 ea./44 lbs



5-STAR SWIVEL BASE



4-STAR STEEL SWIVEL

MODEL / DESCRIPTION / LIST PRICING



5044-B High Back 4-Star Steel Swivel / Black Wrinkle Finish

COM Yardage: 2.5 yards

COM	GR1	GR2	GR3	GR4	GR5	GR6	GR7	GR8	GR9	GR10	LEA
\$1684	\$1801	\$1874	\$1949	\$2026	\$2107	\$2191	\$2280	\$2370	\$2466	\$2565	\$3031



5044-PC High Back 4-Star Steel Swivel / Polished Chrome Finish

COM Yardage: 2.5 yards

COM	GR1	GR2	GR3	GR4	GR5	GR6	GR7	GR8	GR9	GR10	LEA
\$1751	\$1874	\$1949	\$2027	\$2108	\$2192	\$2280	\$2371	\$2466	\$2565	\$2668	\$3152



5035-HB High Back Polished Chrome Five-Star Swivel on Casters

COM Yardage: 2.5 est. yards

COM	GR1	GR2	GR3	GR4	GR5	GR6	GR7	GR8	GR9	GR10	LEA
\$1206	\$1290	\$1343	\$1396	\$1452	\$1510	\$1570	\$1634	\$1698	\$1766	\$1837	\$2170

OPTIONS

Add upcharge to list price and code to model number

FR	CAL 133 (TB 133) Fire Retardant - per yard	\$95
TFT1	Diamond Tufting - per seat	\$102
MB	Moisture Barrier - per seat	\$72

CAS-C	Chrome Casters for 5-star base	\$72
GC	Black Glides for 5 star base	\$30

DIMENSIONS	Demi Back Sled Base	Demi Back Wood Legs
Inside Width:	15.5"	15.5"
Seat Height:	29"	29"
Overall Depth:	18"	19.5"
Overall Width:	18"	19"
Overall Height:	36.5"	36"
Qty./Wt. per carton:	1 ea./44 lbs	1 ea./44 lbs



WOOD LEGS



SLED BASE

MODEL / DESCRIPTION / LIST PRICING



5047 Demi Back Bar Stool / Sled Base

COM Yardage: 1.5 yards

COM	GR1	GR2	GR3	GR4	GR5	GR6	GR7	GR8	GR9	GR10	LEA
\$910	\$973	\$1013	\$1054	\$1095	\$1139	\$1185	\$1232	\$1282	\$1333	\$1386	\$1638



5047-W Demi Back Bar Stool / Wood Legs

COM Yardage: 1.5 yards

COM	GR1	GR2	GR3	GR4	GR5	GR6	GR7	GR8	GR9	GR10	LEA
\$1372	\$1468	\$1526	\$1587	\$1650	\$1717	\$1786	\$1856	\$1931	\$2008	\$2089	\$2469

OPTIONS

Add upcharge to list price and code to model number

FR	CAL 133 (TB 133) Fire Retardant - per yard	\$95
SF	Powder Coat Color Finish - Bar Stool 5047	\$61
VBL	Black Under Metal Frame (Wood Legs)	\$40

TFT1	Diamond Tufting - per seat	\$102
MB	Moisture Barrier - per seat	\$72

DIMENSIONS	Five-Star Swivel	8" High Kit:	10" High Kit:
Inside Width:	15.5"	15.5"	15.5"
Seat Height:	17.5"-23"	20"-27.5"	26"-36"
Overall Depth:	25"	25"	25"
Overall Width:	18"	18"	18"
Overall Height:	25.5"-30.5"	27.5"-35"	30.5"-40.5"
Qty./Wt. per carton:	1 ea./44 lbs	1 ea./44 lbs	1 ea./44 lbs



5-STAR SWIVEL CHAIR
HIGH KIT



5-STAR SWIVEL

MODEL / DESCRIPTION / LIST PRICING

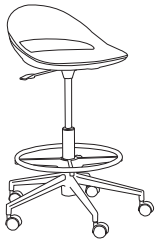


5048

Demi-Back Polished Chrome Five-Star Swivel on Casters

COM Yardage: 1.5 est. yards

COM	GR1	GR2	GR3	GR4	GR5	GR6	GR7	GR8	GR9	GR10	LEA
\$867	\$929	\$965	\$1004	\$1044	\$1086	\$1129	\$1174	\$1221	\$1270	\$1321	\$1561



**5048-H8
5048-H10**

Demi-Back Polished Chrome Five-Star Swivel on Casters with High Chair Kit

COM Yardage: 1.5 est. yards

COM	GR1	GR2	GR3	GR4	GR5	GR6	GR7	GR8	GR9	GR10	LEA
\$959	\$1025	\$1067	\$1110	\$1154	\$1200	\$1248	\$1298	\$1350	\$1405	\$1460	\$1726



OPTIONAL GLIDES FOR 5 STAR BASE

OPTIONS

Add upcharge to list price and code to model number

FR	CAL 133 (TB 133) Fire Retardant - per yard	\$95
MB	Moisture Barrier - per seat.	\$72

GC	Black Glides for 5 star base	\$30
TFT1	Tufting - Single Back	\$102

SAMMY LOUNGE

The Sammy is fully upholstered over high resiliency foam on a solid hardwood frame featuring square steel tube legs. Designed for student housing and any public spaces that require long duration seating comfort and greater width and depth.



SAMMY ARM CHAIR WITH
OPTIONAL WOOD LEGS
AND POWER / DATA



SAMMY OTTOMAN WITH
OPTIONAL WOOD LEGS



THREE SEAT SAMMY LOUNGE WITH CHAISE

ORDERING INFORMATION

- | | |
|-----------------|----------------------------|
| 1) Series Name | 4) Fabric Grade and Number |
| 2) Model Number | 5) Powder Coat Leg Color |
| 3) Quantity | 6) Optional Items |

SAMMY LOUNGE SPECIFICATIONS

Frame Construction

Frame assembly is constructed of multi-ply hardwood, with tongue and groove construction. All foam is fully bonded to frame. Seat cushions are 4" graded high resiliency (H.R.) block foam with back 3" (H.R.) foam, covered entirely with special bonded polyester fiber to protect final upholstery. No-sag springs are installed in seat & back along with interlocking helicoil springs to prevent sagging and provide additional lower back and seat support.

Upholstery

Seat and back are covered in choice of fabric, vinyl, crypton, leather or COM. ERG uses only water based glues and adhesives in our upholstery process. Contrasting fabrics are available.

Base

Is assembled using dado construction, glue and screws, with added corner support for each leg. Sammy tubular steel legs are available in standard powder coat colors or optional polished chrome.

Warranty

ERG offers a lifetime warranty on all foam and frames.

COLORS / FINISHES

Leg Finish Colors:

Standard powder coat color choices or optional polished chrome available.

OPTIONS

- CODE: FR - CAL 133 (TB 133) Fire Retardant
- CODE: MB - Moisture Barrier
- CODE: PCL - Polished Chrome Legs
- CODE: WOD - Solid Maple Wood Legs
- CODE: 2FO - Two Fabric Option
- CODE: 3FO - Three Fabric Option

Note: Factory installed power/data available, see accessories online under the 'Products' tab.

SOFT SEATING	WEIGHT LIMIT
1 Seat	500 lbs.
2 Seat	1000 lbs.
3 Seat	1500 lbs.



TWO SEAT LOUNGE WITH OPTIONAL WOOD LEGS



WOOD LEGS



ELECTRICAL/DATA



CUP HOLDER

DIMENSIONS	Arm Chair	Two Seat Lounge	Three Seat Lounge	Three Seat w/Chaise	Ottoman or Bench
Inside Width:	24"	48"	72"	72"	-
Seat Depth:	21"	21"	21"	21" & 45"	24"
Seat Height:	18"	18"	18"	18"	18"
Arm Height:	29"	29"	29"	29"	-
Overall Depth:	36"	36"	36"	36" & 60"	24"
Overall Width:	34"	58"	82"	82"	24" or 48"
Overall Height:	34"	34"	34"	34"	18"
Qty./Wt.:	1 ea./68 lbs.	1 ea./105 lbs.	1 ea./160 lbs.	1 ea./185 lbs.	1 ea./40 lbs.



TWO SEAT SAMMY LOUNGE

MODEL / DESCRIPTION / LIST PRICING



6401 Arm Chair (4 legs)

COM Yardage: 8.5 Yds. / Seat: 2 Yds. / Back: 1.5 Yds. / Frame: 1.25 Yard / Arms: 3.5 Yds.

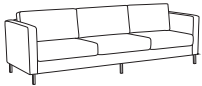
COM	GR1	GR2	GR3	GR4	GR5	GR6	GR7	GR8	GR9	GR10	LEA
\$1928	\$2063	\$2145	\$2232	\$2321	\$2414	\$2510	\$2610	\$2715	\$2823	\$2936	\$3470



6402 Two Seat Lounge Sofa (4 legs)

COM Yardage: 11.5 Yds. / Seat: 4 Yds. / Back: 2.5 Yds. / Frame: 1.5 Yds. / Arms: 3.5 Yds.

COM	GR1	GR2	GR3	GR4	GR5	GR6	GR7	GR8	GR9	GR10	LEA
\$2599	\$2781	\$2893	\$3009	\$3129	\$3254	\$3385	\$3520	\$3660	\$3807	\$3959	\$4678



6403 Three Seat Lounge Sofa (6 legs)

COM Yardage: 15.25 Yds. / Seat: 6 Yds. / Back: 3.25 Yds. / Frame: 2.5 Yds. / Arms: 3.5 Yds.

COM	GR1	GR2	GR3	GR4	GR5	GR6	GR7	GR8	GR9	GR10	LEA
\$3470	\$3713	\$3861	\$4016	\$4177	\$4344	\$4518	\$4699	\$4886	\$5081	\$5285	\$6247

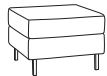


6404R/L Three Seat Lounge Sofa with Chaise (8 legs)

COM Yardage: 17 Yds. / Seat: 7.5 Yds. / Back: 4.5 Yds. / Frame: 3 Yds. / Arms: 3.5 Yds.

COM	GR1	GR2	GR3	GR4	GR5	GR6	GR7	GR8	GR9	GR10	LEA
\$4245	\$4542	\$4725	\$4912	\$5110	\$5314	\$5526	\$5747	\$5977	\$6215	\$6464	\$7640

note: specify right or left side for chaise



6405 Ottoman (4 legs)

COM Yardage: 2.5 Yds.

COM	GR1	GR2	GR3	GR4	GR5	GR6	GR7	GR8	GR9	GR10	LEA
\$1143	\$1223	\$1272	\$1321	\$1375	\$1431	\$1487	\$1547	\$1609	\$1673	\$1741	\$2056



6406 Bench (4 legs)

COM Yardage: 4 Yds.

COM	GR1	GR2	GR3	GR4	GR5	GR6	GR7	GR8	GR9	GR10	LEA
\$1659	\$1776	\$1847	\$1921	\$1998	\$2079	\$2161	\$2246	\$2337	\$2431	\$2529	\$2989

OPTIONS

Add upcharge to list price and code to model number


FR	CAL 133 (TB 133) Fire Retardant per yard.	\$95	/yd.
MB	Moisture Barrier - per seat	\$133	
PCL	Polished chrome leg	\$18	per leg
2FO	Two Fabric Option	\$104	

3FO	Three Fabric Option	\$157	
CUP	Plastic Cup Holder	\$101	
WOD	Solid Maple Wood Legs	\$25	per leg



SLAM OCCASIONAL TABLE

Slam Occasional Table is built with your choice of laminate, wood veneer or solid surface top on a welded 1" square steel tube frame or 2" square solid wood legs.



RECTANGULAR TABLE WITH CUBE FRAME



RECTANGULAR TABLE TOP WITH SLED FRAME

ORDERING INFORMATION

- | | |
|-----------------|--------------------------------|
| 1) Series Name | 4) Frame Finish |
| 2) Model Number | 5) Laminate / Veneer Selection |
| 3) Quantity | 6) Optional Items |

CODY SPECIFICATIONS

Table

Table top is CARB Phase I & Phase II Compliant. Laminate, wood veneer and phenolic backing are glued with water based adhesives. Table Top is 0.75" thick.

Table Tops

ERG offers over 1000 standard laminate choices from Nevamar, Wilsonart, Formica and Pionite. Wood veneer in transparent stain colors and custom stain matching are also available. Solid Surface, 3Form Chroma and stone table tops will be quoted upon request.

Frame

The Slam features a welded 1" square steel tube frame. Frames are sandblasted prior to final powder coating in your choice of standard powder coat colors. Wood frame features 2" square solid wood legs in all standard stain colors.

Glides

Factory installed glides included.



CORNER TABLE



WOOD LEG TABLE WITH LAMINATE TOP





RECTANGULAR TABLE



CORNER TABLE

SLAM OCCASIONAL TABLES

	Model Number	Model Description	Table Top Size	Table Height	Table Top Shape	Shipping Weight	LAMINATE EDGE 2B OR 3A	WOOD VENEER EDGE 8G	SOLID SURFACE
	SLM20S	Occasional	20"x20"	17"	square	30 lbs	\$991	\$1052	Call for quote
	SLM2028	Occasional	20"x28"	17"	square	30 lbs	\$1175	\$1245	Call for quote
	SLM28S	Occasional	28"x28"	17"	square	30 lbs	\$1345	\$1423	Call for quote
	SLM2042	Occasional	20"x42"	17"	rectangle	35 lbs	\$1514	\$1604	Call for quote
	SLM2060	Occasional	20"x60"	17"	rectangle	50 lbs	\$1638	\$1735	Call for quote

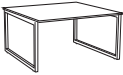

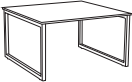
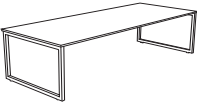
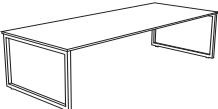



RECTANGULAR TABLE TOP WITH SLED FRAME



CORNER TABLE WITH SLED FRAME

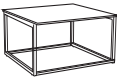

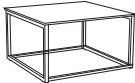
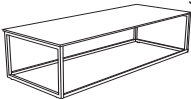
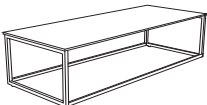
SLAM OCCASIONAL TABLES

	Model Number	Model Description	Table Top Size	Table Height	Table Top Shape	Shipping Weight	LAMINATE EDGE 2B OR 3A	WOOD VENEER EDGE 8G	SOLID SURFACE
	SLMS20S	Occasional	20"x20"	17"	square	30 lbs	\$1019	\$1080	Call for quote
	SLMS2028	Occasional	20"x28"	17"	square	30 lbs	\$1243	\$1318	Call for quote
	SLMS28S	Occasional	28"x28"	17"	square	30 lbs	\$1486	\$1570	Call for quote
	SLMS2042	Occasional	20"x42"	17"	rectangle	35 lbs	\$1683	\$1783	Call for quote
	SLMS2060	Occasional	20"x60"	17"	rectangle	50 lbs	\$1779	\$1851	Call for quote



RECTANGULAR TABLE WITH CUBE FRAME

SLAM OCCASIONAL TABLES

	Model Number	Model Description	Table Top Size	Table Height	Table Top Shape	Shipping Weight	LAMINATE EDGE 2B OR 3A	WOOD VENEER EDGE 8G	SOLID SURFACE
	SLMC20S	Occasional	20"x20"	17"	square	30 lbs	\$1019	\$1080	Call for quote
	SLMC2028	Occasional	20"x28"	17"	square	30 lbs	\$1345	\$1424	Call for quote
	SLMC28S	Occasional	28"x28"	17"	square	30 lbs	\$1618	\$1714	Call for quote
	SLMC2042	Occasional	20"x42"	17"	rectangle	35 lbs	\$1859	\$1969	Call for quote
	SLMC2060	Occasional	20"x60"	17"	rectangle	50 lbs	\$1957	\$2063	Call for quote

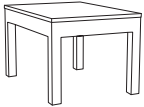
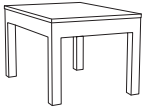





RECTANGULAR TABLE WITH SOLID SURFACE TOP



CORNER TABLE WITH LAMINATE TOP

SLAM OCCASIONAL WOOD TABLES

	Model Number	Model Description	Table Top Size	Table Height	Table Top Shape	Shipping Weight	LAMINATE EDGE 2B OR 3A	WOOD VENEER EDGE 8G	SOLID SURFACE
	SLMW20S	Occasional	20"x20"	17"	square	30 lbs	\$1057	\$1121	Call for quote
	SLMW2028	Occasional	20"x28"	17"	square	30 lbs	\$1084	\$1150	Call for quote
	SLMW28S	Occasional	28"x28"	17"	square	30 lbs	\$1299	\$1377	Call for quote
	SLMW2042	Occasional	20"x42"	17"	rectangle	35 lbs	\$1491	\$1568	Call for quote
	SLMW2060	Occasional	20"x60"	17"	rectangle	50 lbs	\$1638	\$1735	Call for quote



SLED BASE WITH
UPHOLSTERED SEAT INSERT

STRIKE SERIES

The Strike chair features a once piece polypropylene shell with a perforated back and a clean out feature. The perforated back design offers style and ventilation. Frames are available in standard polished chrome or optional powder coat color finishes.



BAR STOOLS

ORDERING INFORMATION

To Order Please Specify:

- 1) Series Name
- 2) Model Number
- 3) Quantity
- 4) Optional Powder Coat Color
- 5) Fabric Grade & Number
- 6) Optional Items

STRIKE GENERAL SPECIFICATIONS

Shell

- Strike chairs have a contoured shell made of .50" thick molded polypropylene featuring a waterfall design and gentle flex back.
- Backrest is designed with a perforated hole pattern, holes are .187" square with a stylish taper and diminish toward the outer edges.

Note: Molded polypropylene material is shatter proof and scratch resistant.

Upholstery

- Seat insert is upholstered over 1" foam.
- Seat can be upholstered with choice of fabric, vinyl, crypton, leather or approved COM.

Frame - Four Leg

- .625" diameter, 16 gauge steel tubing with hand brazed welds.

Frame - V

- .75" diameter, 16 gauge steel tubing with hand brazed welds.

Frame - Sled Base

- .4375" round solid steel. Factory installed black plastic glides.

Stacking

- 4-leg models stack 10 high, sled base stacks 4 high.
- 4-leg bar stools stack 4 high on the floor.

Glides

- Factory installed glides - adjustable steel (4-leg, V) or black plastic (sled base).

COLORS / FINISHES

Frame Finish Colors:

Standard polished chrome finish.

Optional powder coat colors available with upcharge.

Polypropylene Shell Colors:

- Dark Gray
- Fawn
- Black
- Tangerine
- Ribbon Red
- White
- Midnight Blue
- Ivy Green

OPTIONS

- CODE: FR - CAL 133 (TB 133) Fire Retardant
- CODE: MB - Moisture Barrier
- CODE: SF - Powder Coat finish frame
- CODE: CH - Counter Height (24" seat height)
- CODE: SH - Specialty Height (any custom height)

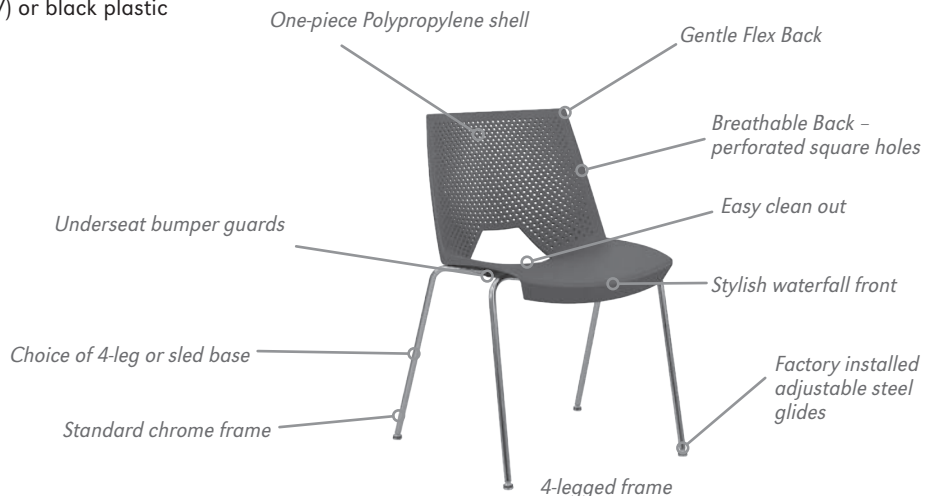


UPHOLSTERED SEAT
INSERT



POWDER COAT
FRAME COLOR

CHAIRS	WEIGHT LIMIT
Metal Legs	350 lbs.



TYPICAL FEATURES ON ALL 4 FRAMES

DIMENSIONS	4-Legged	V-Frame	Sled Chair
Seat Width:	18"	18"	18"
Seat Depth:	16.75"	16.75"	16.75"
Seat Height:	17.5"	17.5"	17.5"
Back Height:	32"	32"	32"
Overall Width:	21.5"	21.5"	21.5"
Overall Depth:	20"	20"	20"
Qty./Wt. per carton:	3 ea./25 lbs.	1 ea./25 lbs.	3 ea./25 lbs.



SLED BASE



V-FRAME



4-LEGGED

MODEL / DESCRIPTION / LIST PRICING



5070 4-Legged Side Chair



Chair
\$264

5072 4-Legged Side Chair - w/ Upholstered Seat Insert

COM Yardage: 0.75 Yard

COM	GR1	GR2	GR3	GR4	GR5	GR6	GR7	GR8	GR9	GR10	LEA
\$368	\$394	\$410	\$425	\$443	\$462	\$478	\$497	\$518	\$540	\$561	\$662



5071 V-Frame Chair - (welded ganging device included)

Chair
\$242

5073 V-Frame Chair - w/ Upholstered Seat Insert - (welded ganging device included)

COM Yardage: 0.75 Yard

COM	GR1	GR2	GR3	GR4	GR5	GR6	GR7	GR8	GR9	GR10	LEA
\$345	\$368	\$382	\$398	\$415	\$431	\$448	\$466	\$485	\$503	\$524	\$620



5074 Sled Base Chair

Chair
\$261

5076 Sled Base Chair - w/ Upholstered Seat Insert

COM Yardage: 0.75 Yard

COM	GR1	GR2	GR3	GR4	GR5	GR6	GR7	GR8	GR9	GR10	LEA
\$363	\$387	\$400	\$416	\$430	\$447	\$464	\$480	\$499	\$518	\$538	\$630

Note: Strike chair is a wall saver

PLASTIC SHELL COLORS



OPTIONS

Add upcharge to list price and code to model number

FR	CAL 133 (TB 133) Fire Retardant per yard.	\$95	/yd.
MB	Moisture Barrier - Standard and MID Seats	\$72	


SF	Powder Coat Finish - Chair	\$40	
SF	Powder Coat - Bar Stool	\$61	

DIMENSIONS	4-Legged Stool
Seat Width:	18"
Seat Depth:	16.75"
Seat Height:	30"
Back Height:	43"
Overall Width:	21.5"
Overall Depth:	22"
Qty./Wt. per carton:	2 ea./45 lbs.



4-LEGGED BAR STOOL

MODEL / DESCRIPTION / LIST PRICING



5077 4-Legged Stool



Chair
\$528

5079 4-Legged Stool - w/ Upholstered Seat Insert

COM Yardage: 0.75 Yard

COM	GR1	GR2	GR3	GR4	GR5	GR6	GR7	GR8	GR9	GR10	LEA
\$631	\$676	\$702	\$730	\$759	\$789	\$822	\$855	\$889	\$924	\$961	\$1136

Note: Strike stool is a wall saver

PLASTIC SHELL COLORS




OPTIONS

Add upcharge to list price and code to model number

FR	CAL 133 (TB 133) Fire Retardant per yard.	\$95	/yd.
MB	Moisture Barrier - Standard and MID Seats	\$72	
SF	Powder Coat Finish - Chair	\$40	

SF	Powder Coat - Bar Stool	\$61	
CH	Counter Height (24" seat height) (No Sledbase)	\$30	
SH	Specialty Height (any custom height)	\$30	




V-Frame Strike chairs set for use in an auditorium



2 V-Frame Strike chair ganged together

Strike chair welded
ganging device is standard
on V-Frame

Note: V-Frames are equipped w/ welded ganging device




SQUARE PERFORATION DETAIL

POLYPROPYLENE ONE PIECE SHELL

Polypropylene Shell Colors Available




All Strike models are stackable



V-FRAME STACKED

(Approx. 10 height)



4-LEGGED STACKED

(Approx. 10 height)



SLED BASE STACKED

(Approx. 4 height)



SYMPHONY TABLE OF CONTENTS

Symphony Banquette	2
Symphony Lounge	6

SYMPHONY BANQUETTE

Symphony Banquette
Available in 2 heights
37" and 48"

The Symphony Banquette has been primarily designed as dining lounges for dining halls, eateries and for meeting areas. The series offers a complete dining environment solution with standard-height and tall-back banquettes in both single and back-to-back configurations. Complement with matching lounges.



SYMPHONY CHAIR



SYMPHONY TALL BACK BANQUETTE



SYMPHONY TALL BACK
BACK-TO-BACK BANQUETTE

ORDERING INFORMATION

To Order Please Specify:

- 1) Series Name
- 2) Model Number
- 3) Base Stain/Paint Color
- 4) Quantity
- 5) Fabric Grade & Number
- 6) Optional Items

COLORS / FINISHES

Frame Finish

- Standard Wood Frame:** Available in standard wood stain colors.
- Optional Metal Frame:** Available in standard powder coat colors.

OPTIONS

- CODE: FR - CAL 133 (TB 133) Fire Retardant
- CODE: MB -Moisture Barrier (up to 60" overall width)
- CODE: MB60 -Moisture Barrier (over 60" overall width)
- CODE: MBB -Moisture Barrier (up to 60" overall width Back-to-Back)
- CODE: MBB60 -Moisture Barrier (over 60" overall width Back-to-Back)
- CODE: MF - Welded Metal Frame (powder coat colors only)
- CODE: 2FO - Two Fabric Option
- CODE: 3FO - Three Fabric Option
- CODE: QD - Quad Tufted Seat Design
- CODE: VD - V-Pattern Seat Design
- CODE: PIP - Piping horizontally and vertically (add .25 yard COM)

SYMPHONY BANQUETTE SPECIFICATIONS

Frame Construction

Frame assembly is constructed of multi-ply hardwood, with tongue and groove construction. All foam is fully bonded to frame. Seat cushions are 3" graded high resiliency (H.R.) block foam, covered entirely with special bonded polyester fiber to protect final upholstery. No sag-springs are installed in seat & back along with interlocking helicoil springs to prevent sagging and provide additional lower back and seat support.

Upholstery

Seat and back are covered in choice of fabric, vinyl, crypton, leather or COM ERG uses only water based glues and adhesives in our upholstery process.

Wood Legs/Platform

Wood legs are tapered 2.5" square and 8.5" tall on a Hardrock Maple wood platform base.

Metal Legs/Base

Symphony metal frames are constructed of .75" x 1.5", 14 gauge steel tubing with laser cut steel tapered plates braze welded.

SOFT SEATING	WEIGHT LIMIT
1 Seat	500 lbs.
2 Seat	1000 lbs.
3 Seat	1500 lbs.



STANDARD WOOD FRAME




OPTIONAL METAL FRAME

UPHOLSTERY OPTIONS


• **Two Fabric Option**

When seat and arms are upholstered in 2 different fabrics of your choice, add Code: 2FO to model number.




• **Three Fabric Option**

When seat, back and arms are upholstered in 3 different fabrics of your choice, add Code: 3FO to model number.





• **Quad Tufted Seat Design**

Tufted Seat using approved fabric. Add Code: QD to model number.





• **V-Pattern 2-Tone Seat**

V-pattern on seat. Add Code: VD to model number.



• **Piping**

Horizontal piping on front and top and vertical on back where applicable. Add Code: PIP to model number.



DIMENSIONS	Straight Banquette	Back-to-Back Banquette
Seat Depth:	20"	20"
Seat Height:	18.5"	18.5"
Overall Depth:	24.5"	48"
Overall Width:	27", 50.5", 74.5"	27", 50.5", 74.5"
Overall Height:	37"	37"
Qty./Wt.:	1 ea./150 lbs.	1 ea./300 lbs.



2-SEAT BANQUETTE

MODEL / DESCRIPTION / LIST PRICING



4900 Chair

COM Yardage: Total: 7.25 Yds. / Back: 2.5 Yds. / Arms: 2.75 Yds. / Seat: 2 Yd.


COM	GR1	GR2	GR3	GR4	GR5	GR6	GR7	GR8	GR9	GR10	LEA
\$2623	\$2808	\$2920	\$3037	\$3157	\$3283	\$3416	\$3551	\$3693	\$3841	\$3995	\$4722



4902 2-Seat Banquette

COM Yardage: Total: 8.75 Yds. / Back: 3.5 Yds. / Arms: 2.75 Yds. / Seat: 2.5 Yds.


COM	GR1	GR2	GR3	GR4	GR5	GR6	GR7	GR8	GR9	GR10	LEA
\$3658	\$3914	\$4071	\$4234	\$4403	\$4579	\$4762	\$4952	\$5151	\$5357	\$5571	\$6585



4904 3-Seat Banquette

COM Yardage: Total: 9.25 Yds. / Back: 4 Yds. / Arms: 2.75 Yds. / Seat: 2.5 Yds.

COM	GR1	GR2	GR3	GR4	GR5	GR6	GR7	GR8	GR9	GR10	LEA
\$5244	\$5611	\$5836	\$6069	\$6312	\$6565	\$6827	\$7100	\$7385	\$7680	\$7986	\$9440



4906 Back-to-Back Chair

COM Yardage: Total: 12.5 Yds. / Back: 3.5 Yds. / Arms: 5 Yds. / Seat: 4 Yds.

COM	GR1	GR2	GR3	GR4	GR5	GR6	GR7	GR8	GR9	GR10	LEA
\$4984	\$5333	\$5546	\$5769	\$6000	\$6239	\$6488	\$6748	\$7018	\$7299	\$7590	\$8972

4908 Back-to-Back 2-Seat Banquette

COM Yardage: Total: 14 Yds. / Back: 4.5 Yds. / Arms: 5 Yds. / Seat: 4.5 Yds.

COM	GR1	GR2	GR3	GR4	GR5	GR6	GR7	GR8	GR9	GR10	LEA
\$6952	\$7438	\$7735	\$8045	\$8366	\$8701	\$9050	\$9411	\$9788	\$10179	\$10587	\$12513

4910 Back-to-Back 3-Seat Banquette

COM Yardage: Total: 16.5 Yds. / Back: 6 Yds. / Arms: 5 Yds. / Seat: 5.5 Yds.

COM	GR1	GR2	GR3	GR4	GR5	GR6	GR7	GR8	GR9	GR10	LEA
\$9961	\$10660	\$11086	\$11530	\$11991	\$12471	\$12969	\$13488	\$14027	\$14588	\$15171	\$17932

OPTIONS

Add upcharge to list price and code to model number

FR	CAL 133 (TB 133) Fire Retardant per yard	\$95	/yd.
MB	Moisture Barrier - one and two seat unit	\$133	ea.
MB60	Moisture Barrier - three seat unit	\$212	ea.
MBB	Moisture Barrier - up to 60" width (Back-to-Back)	\$265	ea.
MBB60	Moisture Barrier - over 60" width (Back-to-Back)	\$424	ea.
MF	Welded Metal Frame	NC	

2FO	Two Fabric Option	\$104	
3FO	Three fabric option	\$157	
QD	Quad Tufted Seat Design	\$169	per unit
VD	V-Pattern Seat Design	\$63	per unit
PIP	Piping horizontally and vertically	\$64	per unit

DIMENSIONS	Tall Back Straight Banquette	Tall Back Back-to-Back Banquette
Seat Depth:	20"	20"
Seat Height:	18.5"	18.5"
Overall Depth:	24.5"	48"
Overall Width:	27", 50.5", 74.5"	27", 50.5", 74.5"
Overall Height:	48"	48"
Qty./Wt.:	1 ea./150 lbs.	1 ea./300 lbs.




2-SEAT TALL BACK BANQUETTE

MODEL / DESCRIPTION / LIST PRICING




4920 Tall Back Chair COM Yardage: Total: 9 Yds. / Back: 3 Yds. / Arms: 4 Yds. / Seat: 2 Yds.

COM	GR1	GR2	GR3	GR4	GR5	GR6	GR7	GR8	GR9	GR10	LEA
\$3080	\$3295	\$3426	\$3564	\$3708	\$3855	\$4009	\$4170	\$4337	\$4510	\$4690	\$5543




4922 2-Seat Tall Back Banquette COM Yardage: Total: 10.5 Yds. / Back: 4 Yds. / Arms: 4 Yds. / Seat: 2.5 Yds.

COM	GR1	GR2	GR3	GR4	GR5	GR6	GR7	GR8	GR9	GR10	LEA
\$4363	\$4668	\$4855	\$5049	\$5251	\$5461	\$5681	\$5906	\$6144	\$6388	\$6645	\$7854



4924 3-Seat Tall Back Banquette COM Yardage: Total: 12 Yds. / Back: 5 Yds. / Arms: 4 Yds. / Seat: 3 Yds.

COM	GR1	GR2	GR3	GR4	GR5	GR6	GR7	GR8	GR9	GR10	LEA
\$6129	\$6558	\$6820	\$7094	\$7377	\$7671	\$7978	\$8298	\$8630	\$8975	\$9335	\$11032



4912 Back-to-Back Tall Back Chair COM Yardage: Total: 13 Yds. / Back: 3.5 Yds. / Arms: 6 Yds. / Seat: 3.5 Yds.

COM	GR1	GR2	GR3	GR4	GR5	GR6	GR7	GR8	GR9	GR10	LEA
\$5851	\$6259	\$6510	\$6770	\$7041	\$7324	\$7616	\$7921	\$8237	\$8567	\$8910	\$10530

4914 Back-to-Back 2-Seat Tall Back Banquette COM Yardage: Total: 16.5 Yds. / Back: 6 Yds. / Arms: 6 Yds. / Seat: 4.5 Yds.

COM	GR1	GR2	GR3	GR4	GR5	GR6	GR7	GR8	GR9	GR10	LEA
\$8289	\$8868	\$9223	\$9592	\$9977	\$10375	\$10791	\$11221	\$11671	\$12137	\$12623	\$14919

4916 Back-to-Back 3-Seat Tall Back Banquette COM Yardage: Total: 18 Yds. / Back: 7 Yds. / Arms: 6 Yds. / Seat: 5 Yds.

COM	GR1	GR2	GR3	GR4	GR5	GR6	GR7	GR8	GR9	GR10	LEA
\$11645	\$12459	\$12958	\$13477	\$14015	\$14575	\$15159	\$15766	\$16396	\$17052	\$17735	\$20959

OPTIONS

Add upcharge to list price and code to model number

FR	CAL 133 (TB 133) Fire Retardant per yard	\$95	/yd.
MB	Moisture Barrier - one and two seat unit	\$133	ea.
MB60	Moisture Barrier - three seat unit	\$212	ea.
MBB	Moisture Barrier - up to 60" width (Back-to-Back)	\$265	ea.
MBB60	Moisture Barrier - over 60" width (Back-to-Back)	\$424	ea.
MF	Welded Metal Frame		NC

2FO	Two Fabric Option	\$104	
3FO	Three fabric option	\$157	
QD	Quad Tufted Seat Design	\$169	per unit
VD	V-Pattern Seat Design	\$63	per unit
PIP	Piping horizontally and vertically	\$64	per unit

SYMPHONY LOUNGE

The Symphony Lounge is a perfect fit for Hotel lobbies and lounge settings. A traditional lounge with a combination of contemporary and traditional styling, the Symphony features curved arms and classic comfort. Designed to add character to any lobby, it can be used as a vignette in public seating areas with its elegant occasional tables and contrasting fabric designs.



SYMPHONY ARM CHAIR



SYMPHONY TALL BACK ARM CHAIR

ORDERING INFORMATION

To Order Please Specify:

- 1) Series Name
- 2) Model Number
- 3) Base Stain/Paint Color
- 4) Quantity
- 5) Fabric Grade & Number
- 6) Optional Items

SYMPHONY GENERAL SPECIFICATIONS

Frame Construction

Frame assembly is constructed of multi-ply hardwood, with tongue and groove construction. All foam is fully bonded to frame. Seat cushions are 3" graded high resiliency (H.R.) block foam, covered entirely with special bonded polyester fiber to protect final upholstery. No-sag springs are installed in seat and back along with interlocking helicoil springs to prevent sagging and provide additional lower back and seat support.

Upholstery

ERG uses only water based glues and adhesives in our upholstery process. Seat and back are covered in choice of fabric, vinyl, crypton, leather or COM. Contrasting fabrics are available.

Wood Legs/Platform

Wood legs are tapered 2.5" square and 8.5" tall on a Hardrock Maple wood platform base.

Metal Legs/Base

Symphony metal frames are constructed of .75" x 1.5", 14 gauge steel tubing with laser cut steel tapered plates braze welded.

Glides

Legs have black nylon glides installed.

SOFT SEATING	WEIGHT LIMIT
1 Seat	500 lbs.
2 Seat	1000 lbs.
3 Seat	1500 lbs.

COLORS / FINISHES

Frame Finish

- Standard Wood Frame:** Available in standard wood stain colors.
- Optional Metal Frame:** Available in standard powder coat colors.

OPTIONS

- CODE: FR - CAL 133 (TB 133) Fire Retardant
- CODE: MB - Moisture Barrier
- CODE: MF - Welded Metal Frame (powder coat colors only)
- CODE: QD - Quad Tufted Seat Design
- CODE: VD - V-Pattern Seat Design
- CODE: PIP - Piping horizontally and vertically. For COM yardage add .25 yard
- CODE: 2FO - Two Fabric Option
- CODE: 3FO - Three Fabric Option



STANDARD WOOD FRAME




OPTIONAL METAL FRAME

UPHOLSTERY OPTIONS

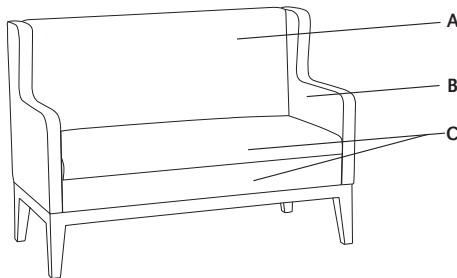
Two Fabric Option:

When seat and arms are upholstered in 2 different fabrics of your choice, add Code: 2FO to model number.




Three Fabric Option

When seat, back and arms are upholstered in 3 different fabrics of your choice, add Code: 3FO to model number.




Quad Tufted Seat Design

Tufted Seat using approved fabric. Add Code: QD to model number.




V-Pattern 2-TSingle Seat

V-pattern on seat. Add Code: VD to model number.



Piping

Horizontal piping on front and top and vertical on back where applicable. Add Code: PIP to model number.



DIMENSIONS	Single Seat	Two Seat	Three Seat
Seat Width:	23"	47"	71"
Seat Depth:	20"	20"	20"
Seat Height:	18.5"	18.5"	18.5"
Back Height:	36.5"	36.5"	36.5"
Overall Width:	27"	50.5"	74.5"
Overall Depth:	24.5"	24.5"	24.5"
Qty./Wt.:	1 ea./50 lbs.	1 ea./110 lbs.	1 ea./135 lbs.



TWO SEAT LOUNGE


MODEL / DESCRIPTION / LIST PRICING



4950 Arm Chair

COM Yardage: 6.75 Yds. / Back: 2 Yds. / Seat: 2 Yds. / Arms: 2.75 Yds.

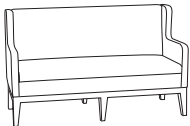
COM	GR1	GR2	GR3	GR4	GR5	GR6	GR7	GR8	GR9	GR10	LEA
\$2249	\$2406	\$2502	\$2603	\$2707	\$2814	\$2926	\$3044	\$3166	\$3293	\$3424	\$4047



4952 Two Seat Lounge

COM Yardage: 8.25 Yds. / Back: 3 Yds. / Seat: 2.5 Yds. / Arms: 2.75 Yds.

COM	GR1	GR2	GR3	GR4	GR5	GR6	GR7	GR8	GR9	GR10	LEA
\$3148	\$3367	\$3502	\$3642	\$3788	\$3940	\$4097	\$4261	\$4431	\$4608	\$4793	\$5666



4954 Three Seat Lounge

COM Yardage: 10.25 Yds. / Back: 4.5 Yds. / Seat: 3 Yds. / Arms: 2.75 Yds.

COM	GR1	GR2	GR3	GR4	GR5	GR6	GR7	GR8	GR9	GR10	LEA
\$4496	\$4810	\$5002	\$5203	\$5412	\$5628	\$5853	\$6087	\$6330	\$6584	\$6846	\$8091

OPTIONS

Add upcharge to list price and code to model number

FR	CAL 133 (TB 133) Fire Retardant per yard	\$95	/yd.
MB	Moisture Barrier - per seat	\$133	
MF	Welded Metal Frame	NC	
2FO	Two fabric option	\$104	

3FO	Three fabric option - add to highest grade	\$157	
QD	Quad Tufted Seat Design	\$169	
VD	V-Pattern Seat Design	\$63	
PIP	Accent Piping - per seat. Add 0.25 yd. COM	\$63	

DIMENSIONS	Single Seat	Two Seat	Three Seat
Seat Width:	23"	47"	71"
Seat Depth:	20"	20"	20"
Seat Height:	18.5"	18.5"	18.5"
Back Height:	48"	48"	48"
Overall Width:	27"	50.5"	74.5"
Overall Depth:	24.5"	24.5"	24.5"
Qty./Wt.:	1 ea./50 lbs.	1 ea./110 lbs.	1 ea./135 lbs.



TWO SEAT TALL-BACK LOUNGE

MODEL / DESCRIPTION / LIST PRICING



4960 Tall Back Arm Chair

COM Yardage: 8 Yds. / Back: 2.5 Yds. / Seat: 1.5 Yds. / Arms: 4 Yds.


COM	GR1	GR2	GR3	GR4	GR5	GR6	GR7	GR8	GR9	GR10	LEA
\$2531	\$2708	\$2816	\$2928	\$3047	\$3168	\$3295	\$3426	\$3564	\$3705	\$3855	\$4555



4962 Two Seat Tall Back Lounge

COM Yardage: 12.5 Yds. / Back: 4.5 Yds. / Seat: 4 Yds. / Arms: 4 Yds.

COM	GR1	GR2	GR3	GR4	GR5	GR6	GR7	GR8	GR9	GR10	LEA
\$3583	\$3833	\$3986	\$4145	\$4311	\$4485	\$4664	\$4850	\$5044	\$5247	\$5456	\$6448



4964 Three Seat Tall Back Lounge

COM Yardage: 12 Yds. / Back: 5 Yds. / Seat: 3 Yds. / Arms: 4 Yds.

COM	GR1	GR2	GR3	GR4	GR5	GR6	GR7	GR8	GR9	GR10	LEA
\$5062	\$5416	\$5632	\$5858	\$6092	\$6336	\$6589	\$6853	\$7126	\$7412	\$7708	\$9111

OPTIONS

Add upcharge to list price and code to model number

FR	CAL 133 (TB 133) Fire Retardant per yard	\$95	/yd.
MB	Moisture Barrier - per seat	\$133	
MF	Welded Metal Frame	NC	
2FO	Two fabric option	\$104	

3FO	Three fabric option	\$157	
QD	Quad Tufted Seat Design	\$169	
VD	V-Pattern Seat Design	\$63	
PIP	Accent Piping - per seat. Add 0.25 yd. COM	\$63	

T-LEG BEAM SEATING

T-Leg beam seating features 1" x 2" arched rectangular steel tube bases with 2" elliptical steel columns attached to a steel beam. Your choice of several ERG seat styles and optional tables to fit your space.



THREE SEAT BEAM WITH WEBBY SEATS AND UPHOLSTERED SEAT INSERTS



T-LEG DETAIL

ORDERING INFORMATION

To Order Please Specify:

- | | |
|------------------------------------|---------------------------------|
| 1) Series Name | 8) Upholstery |
| 2) Model Number | 9) Wood Seat Stain Color |
| 3) Quantity | 10) Table Choice |
| 4) Frame Color | 11) Laminate Selection / Number |
| 5) Layout of Seats / Arms / Tables | 12) PVC Convex Table Edge Color |
| 6) Number of Seats | 13) Any Accessories or Options |
| 7) Seat Choice | |



BEAM SEATING GENERAL SPECIFICATIONS

Frame Construction

The Beam frame is fabricated with 1" x 2" arched rectangular steel tube bases and 2" elliptical steel tube columns attached to a steel beam. The beam and legs are sand blasted and then powder coated for maximum paint adhesion.

Finish

Standard powder coat colors available.

Choice of Seats

Choose from several ERG seat styles, featuring hundreds of material and upholstery combinations.

Optional Table Tops

Laminate table top is 1.25" thick high density particle board with a PVC. Your choice of over 1000 standard laminates from brands like Nevamar, Wilsonart, Formica and Pionite.

Note

Beam seating frames are free standing. Floor mount legs are optional.

COLORS / FINISHES

Frame Finish Colors:

Standard powder coat colors available.

Wood Seat Stain Colors:

All transparent wood stain colors available.

OPTIONS

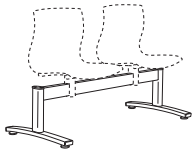
- CODE: FS/CL - Free Standing Interconnecting Legs
- CODE: BBC - Back To Back Connector Bar
- CODE: FR - CAL 133 (TB 133) Flame Retardant
- CODE: MB - Moisture Barrier
- CODE: ENG - Laser Engraving
- CODE: TT - Two Tone Wood Stains
- CODE: RB -Reverse Bubble Back Cutout - Benton
- CODE: UB - Upright Bubble Back Cutout - Benton
- CODE: VB - Vertical Bubble Back Cutout - Benton
- CODE: SQ -Square Hole Cutout Design - Dekko
- CODE: RD - Round Hole Cutout Design - Dekko
- CODE: RECT - Rectilinear Hole Cutout Design - Dekko
- CODE: AC2 - Nylon T-Arms - All Seats
- CODE: OT/S -Online Table - Square
- CODE: OT/R -Online Table - Round
- CODE: OT/E -Online Table - Rounded End
- CODE: OT/90 -Online Table - 90° Corner
- CODE: OT/D -Online Table - Double End

DIMENSIONS	2 Seat Beam	3 Seat Beam	4 Seat Beam
Overall Depth:	24"	24"	24"
Overall Width:	50"	70"	90"
Table Height:	17"	17"	17"
Weight per carton:	68 lb.	88 lb.	108 lb.



THREE SEAT BEAM WITH WEBBY SEATS

MODEL / DESCRIPTION / LIST PRICING FRAME ONLY (ADD SEAT/ARM OPTIONS TO LIST PRICE)

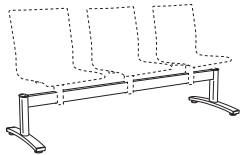


Two seat Beam frame

4202

Steel beam with arched steel tube base and column

Two Seat beam frame
\$1623

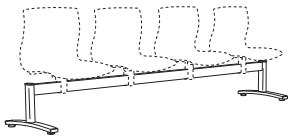


Three seat Beam frame

4203

Steel beam with arched steel tube base and column

Three Seat beam frame
\$1954



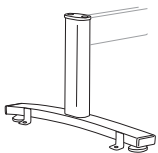
Four seat Beam frame

4204

Steel beam with arched steel tube base and column

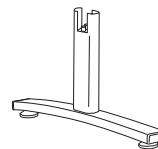
Four Seat beam frame
\$2220

FRAME OPTIONS / LIST PRICING (ADD TO FRAME LIST PRICE)



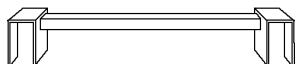
FML - Floor Mount

2 legs / 2 tabs per leg
\$247



FS/CL - Free-Standing Interconnecting Legs

per leg
\$331



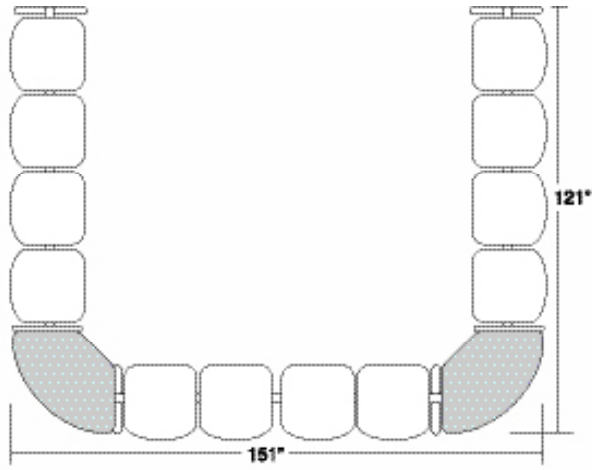
BBC - Back To Back Connector Bar

each
\$285

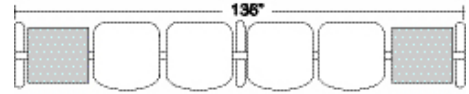
Note:

If the initial order specs adjoining two beams together, FS/CL will be substituted for one of the standard legs at no charge.

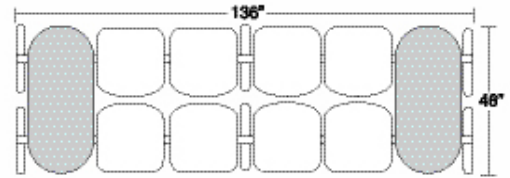
When ordering parts for reconfiguring an existing space, price is \$331 list per leg.



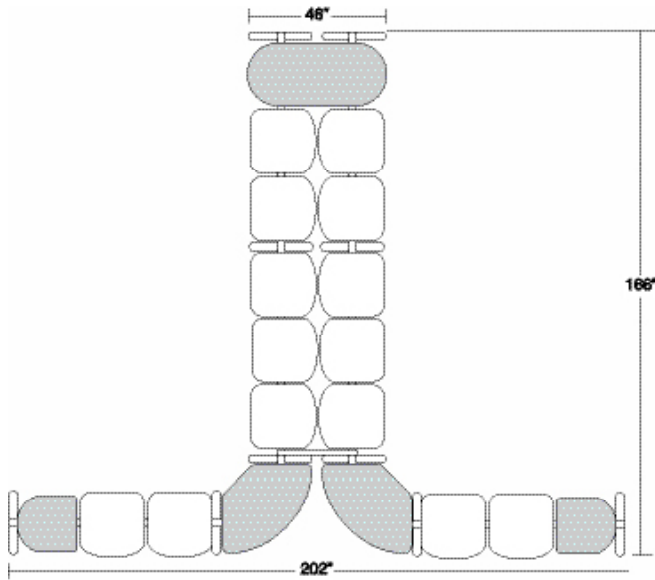
U SHAPE CONFIGURATION



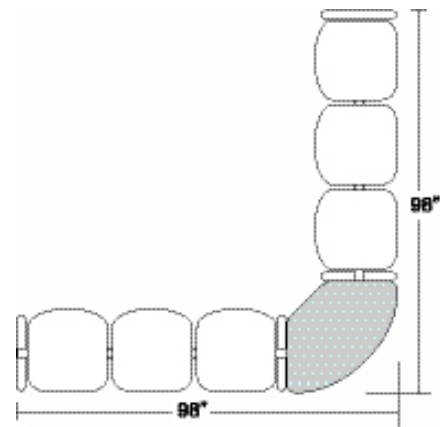
STRAIGHT LINE CONFIGURATION WITH ON-LINE TABLES



BACK TO BACK CONFIGURATION

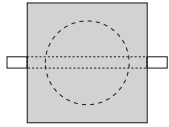


CORNER CONFIGURATION



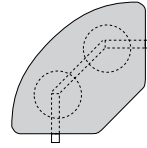
OUTSIDE FACING CORNER CONFIGURATION

ONLINE TABLE OPTIONS / LIST PRICING (ADD TO FRAME LIST PRICE)



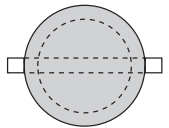
OT/S - Online Table - Square

18" x 18"
\$615



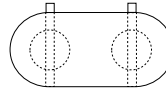
OT/90 - Online Table - 90° Corner

29" x 29"
\$1848



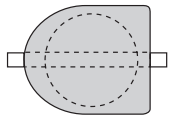
OT/R - Online Table - Round

18" diameter
\$615



OT/D - Online Table - Double End

18" x 46"
\$1588



OT/E - Online Table - Rounded End

18" diameter
\$615

ARM OPTIONS / LIST PRICING (ADD TO FRAME LIST PRICE)



AC2 - Nylon T-Arm - All Seats

per arm
\$221

SEAT OPTIONS / LIST PRICING PER SEAT (ADD TO FRAME LIST PRICE)




DEMI/B Benton Demi Back

Multi-Ply Hardwood Shell
\$483

DEMI/SIB Benton Demi Back / Upholstered Seat Insert

COM Yardage: 0.5 Yds. / seat

COM	GR1	GR2	GR3	GR4	GR5	GR6	GR7	GR8	GR9	GR10	LEA
\$583	\$624	\$649	\$674	\$701	\$729	\$760	\$790	\$821	\$854	\$888	\$1050



DKO/B Dekko

Multi-Ply Hardwood Shell
\$352

DKO/SIB Dekko / Upholstered Seat Insert

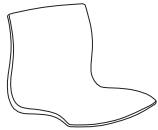
COM Yardage: 0.5 Yds. / seat

COM	GR1	GR2	GR3	GR4	GR5	GR6	GR7	GR8	GR9	GR10	LEA
\$557	\$595	\$620	\$645	\$670	\$697	\$725	\$753	\$784	\$815	\$847	\$1002

DKO/SB Dekko / Upholstered Seat and Back Inserts

COM Yardage: 1.5 Yds. / seat

COM	GR1	GR2	GR3	GR4	GR5	GR6	GR7	GR8	GR9	GR10	LEA
\$656	\$701	\$730	\$760	\$790	\$821	\$855	\$888	\$924	\$962	\$1001	\$1181



WBY/B Webby Nylon

100% Nylon Plastic Shell
\$352

Please See The Colors and Finishes Guide For All Available Shell Colors

WBY/SIB Webby / Upholstered Seat Insert

COM Yardage: 0.75 Yds. / seat

COM	GR1	GR2	GR3	GR4	GR5	GR6	GR7	GR8	GR9	GR10	LEA
\$450	\$482	\$501	\$522	\$543	\$563	\$586	\$610	\$634	\$659	\$687	\$812

WBY/SB Webby / Upholstered Seat and Back Inserts

COM Yardage: 1.5 Yds. / seat

COM	GR1	GR2	GR3	GR4	GR5	GR6	GR7	GR8	GR9	GR10	LEA
\$550	\$589	\$611	\$637	\$663	\$689	\$716	\$746	\$775	\$805	\$838	\$990

OPTIONS

Add upcharge to list price and code to model number




FR	CAL 133 (TB 133) Fire Retardant	\$95	/ yard
MB	Moisture Barrier	\$72	/ seat
ENG	Laser Engraving Design*	\$90	/ seat
TT	Two Tone Wood Stains - Benton / Dekko	\$80	/ seat
RB	Reverse Bubble Cutout - Benton	\$80	/ seat

UB	Upright Bubble Cutout - Benton	\$80	/ seat
VB	Vertical Bubble Cutout - Benton	\$80	/ seat
SQ	Square Hole Cutout - Dekko	\$80	/ seat
RD	Round Hole Cutout - Dekko	\$80	/ seat
RECT	Rectilinear Hole Cutout - Dekko	\$80	/ seat

*One time setup fee of \$260. Minimum 12 chairs (of same design and series)

MODEL / DESCRIPTION / LIST PRICING

TABLE TOPS ONLY

	Model Number	Table Top Size	Ship Wt	LAMINATE TOP ASSORTED EDGES							VENEER TOP		
				GRP 1	GRP 2	GRP 3	GRP 4	GRP 5	GRP 6	GRP 7	GRP 8	GRP 9	
 ROUND	TT24D	24" Dia.	26	\$272	\$285	\$368	\$438	\$581	\$699	\$841	\$875	\$1006	
	TT30D	30" Dia.	31	\$316	\$330	\$428	\$511	\$679	\$819	\$988	\$1020	\$1173	
	TT36D	36" Dia.	40	\$374	\$392	\$510	\$612	\$815	\$984	\$1188	\$1218	\$1401	
	TT42D	42" Dia.	52	\$478	\$499	\$653	\$785	\$1051	\$1271	\$1535	\$1561	\$1796	
	TT48D	48" Dia.	66	\$570	\$596	\$783	\$943	\$1263	\$1530	\$1851	\$1872	\$2154	
	TT54D	54" Dia.	81	\$671	\$702	\$925	\$1115	\$1496	\$1814	\$2195	\$2212	\$2544	
 SQUARE	TT24S	24" Sq.	30	\$272	\$285	\$368	\$438	\$581	\$699	\$841	\$875	\$1006	
	TT2430S	24x30 Sq.	33	\$292	\$306	\$395	\$471	\$625	\$753	\$907	\$940	\$1080	
	TT30S	30" Sq.	38	\$316	\$330	\$428	\$511	\$679	\$819	\$988	\$1020	\$1173	
	TT36S	36" Sq.	51	\$384	\$402	\$524	\$628	\$838	\$1013	\$1221	\$1251	\$1439	
	TT42S	42" Sq.	65	\$478	\$499	\$653	\$785	\$1051	\$1271	\$1535	\$1561	\$1796	
	TT48S	48" Sq.	82	\$654	\$686	\$902	\$1088	\$1458	\$1767	\$2138	\$2157	\$2480	
	TT54S	54" Sq.	101	\$758	\$793	\$1046	\$1262	\$1695	\$2056	\$2490	\$2503	\$2878	
	TT60S	60" Sq.	123	\$869	\$912	\$1204	\$1453	\$1955	\$2371	\$2872	\$2882	\$3314	
	 RECTANGLE	TT1836	18 X 36	30	\$274	\$287	\$370	\$441	\$584	\$702	\$844	\$879	\$1011
		TT1848	18 X 48	37	\$305	\$318	\$412	\$494	\$654	\$789	\$950	\$982	\$1130
TT1860		18 X 60	44	\$335	\$351	\$456	\$546	\$726	\$876	\$1055	\$1086	\$1250	
TT1872		18 X 72	51	\$366	\$383	\$499	\$597	\$797	\$962	\$1159	\$1191	\$1369	
TT1884		18 X 84	57	\$418	\$436	\$570	\$685	\$914	\$1105	\$1334	\$1361	\$1565	
TT1896		18 X 96	64	\$448	\$469	\$613	\$737	\$984	\$1191	\$1437	\$1465	\$1684	
TT2436		24 X 36	37	\$328	\$341	\$443	\$530	\$705	\$851	\$1025	\$1056	\$1215	
TT2448		24 X 48	46	\$366	\$382	\$498	\$596	\$794	\$959	\$1157	\$1188	\$1366	
TT2460		24 X 60	55	\$405	\$423	\$552	\$663	\$885	\$1069	\$1289	\$1319	\$1516	
TT2472		24 X 72	64	\$444	\$465	\$607	\$729	\$974	\$1178	\$1423	\$1450	\$1667	
TT2484		24 X 84	73	\$504	\$526	\$690	\$830	\$1110	\$1344	\$1624	\$1650	\$1896	
TT2496		24 X 96	82	\$543	\$568	\$746	\$896	\$1200	\$1453	\$1757	\$1780	\$2046	
TT3036		30 X 36	44	\$361	\$379	\$492	\$590	\$763	\$949	\$1145	\$1175	\$1351	
TT3048		30 X 48	55	\$410	\$428	\$559	\$671	\$895	\$1082	\$1305	\$1334	\$1533	
TT3060		30 X 60	66	\$457	\$478	\$625	\$751	\$1004	\$1213	\$1466	\$1492	\$1717	
TT3072		30 X 72	78	\$504	\$527	\$691	\$831	\$1111	\$1346	\$1626	\$1651	\$1898	
TT3084		30 X 84	89	\$571	\$597	\$785	\$945	\$1267	\$1535	\$1855	\$1877	\$2159	
TT3096		30 X 96	100	\$618	\$648	\$852	\$1026	\$1376	\$1666	\$2015	\$2036	\$2342	
TT3648		36 X 48	64	\$462	\$484	\$634	\$761	\$1017	\$1232	\$1487	\$1513	\$1740	
TT3660		36 X 60	78	\$519	\$543	\$711	\$856	\$1145	\$1386	\$1676	\$1700	\$1954	
TT3672	36 X 72	91	\$573	\$601	\$789	\$950	\$1273	\$1541	\$1864	\$1885	\$2168		
TT3684	36 X 84	105	\$649	\$679	\$894	\$1078	\$1447	\$1752	\$2121	\$2139	\$2460		
TT3696	36 X 96	118	\$705	\$738	\$971	\$1172	\$1574	\$1908	\$2309	\$2326	\$2674		

TANGO STOOL

The Tango stool features an upholstered seat over 4" high resiliency foam. Choose from three height including a fixed seat bar height with welded foot ring. Optional swivel is available.



STOOL WITH OPTIONAL SWIVEL



BAR HEIGHT FIXED STOOL WITH WELDED FOOT RING

ORDERING INFORMATION

To Order Please Specify:

- | | |
|-----------------|--------------------------|
| 1) Series Name | 4) Powder Coat color |
| 2) Model Number | 5) Fabric Grade & Number |
| 3) Quantity | 6) Optional Items |

TANGO GENERAL SPECIFICATIONS

Base

- Trumpet style pedestal base in standard and counter height stools.
- Fixed seat bar stool on trumpet style base including a fully welded foot ring.
- Optional swivel base is available.

Upholstery

- Upholstered seat over 4" high resiliency foam.
- Foam is glued to a multi-ply shell and seat is attached to frame.
- Seat can be upholstered with choice of fabric, vinyl, crypton, leather or approved COM.

COLORS / FINISHES

Base Finish Colors:

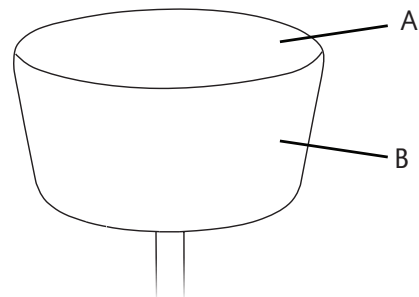
Standard powder coat colors.

OPTIONS

- CODE: FR - CAL 133 (TB 133) Fire Retardant
- CODE: MB - Moisture Barrier
- CODE: 2FO - Two Fabric Option
- CODE: SS - Swivel Seat



JURY BASE FLOOR MOUNT WITH FOOT RING DETAIL



For Two Fabric Option, please specify:

- A - Fabric option for top of seat
- B - Fabric option for sides of seat

DIMENSIONS	Stool	Counter Stool	Fixed Bar Stool
Seat Diameter:	17"	17"	17"
Seat Height:	18"	24"	30"
Overall Width:	17"	17"	17"
Overall Depth:	17"	17"	17"
Qty./Wt. per carton:	1 ea./29 lbs.	1 ea./40 lbs.	1 ea./51 lbs.



COUNTER HEIGHT STOOL

MODEL / DESCRIPTION / LIST PRICING



5222 Fixed Stool

COM Yardage: Total: 2.25 yds / Top: 0.75 yd / Sides: 1.5 yds

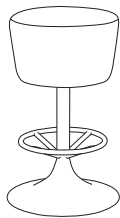
COM	GR1	GR2	GR3	GR4	GR5	GR6	GR7	GR8	GR9	GR10	LEA
\$910	\$974	\$1013	\$1053	\$1095	\$1139	\$1184	\$1232	\$1281	\$1332	\$1386	\$1638



5224 Fixed Counter Stool

COM Yardage: Total: 2.25 yds / Top: 0.75 yd / Sides: 1.5 yds

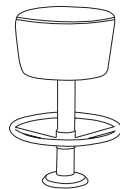
COM	GR1	GR2	GR3	GR4	GR5	GR6	GR7	GR8	GR9	GR10	LEA
\$1002	\$1071	\$1114	\$1158	\$1204	\$1254	\$1304	\$1357	\$1409	\$1466	\$1525	\$1803



5223 Fixed Bar Stool with welded Foot Ring

COM Yardage: Total: 2.25 yds / Top: 0.75 yd / Sides: 1.5 yds

COM	GR1	GR2	GR3	GR4	GR5	GR6	GR7	GR8	GR9	GR10	LEA
\$1155	\$1236	\$1285	\$1337	\$1390	\$1446	\$1504	\$1565	\$1626	\$1692	\$1759	\$2078



5223F Fixed Floor Mount Bar Stool with welded Foot Ring

COM Yardage: Total: 2.25 yds / Top: 0.75 yd / Sides: 1.5 yds

COM	GR1	GR2	GR3	GR4	GR5	GR6	GR7	GR8	GR9	GR10	LEA
\$1043	\$1115	\$1159	\$1206	\$1255	\$1305	\$1358	\$1411	\$1467	\$1526	\$1588	\$1876

OPTIONS

Add upcharge to list price and code to model number

FR	CAL 133 (TB 133) Fire Retardant - per yd.	\$95	/yd.
MB	Moisture Barrier - Per Seat	\$72	

2FO	Two Fabric Option	\$104	
SS	Swivel Seat	\$48	

TERIANA UPHOLSTERED BACK

The Teriana Series upholstered back multipurpose chairs have a fully upholstered seat and backrest. Backrests are available in a stylish square back. Frame available with arms or armless. Heavy duty, capable of standing up in the toughest environments.

Teriana chairs
stack in all 3 widths
19.5", 22" or 26"



ORDERING INFORMATION

To Order Please Specify:

- 1) Series Name
- 2) Model Number
- 3) Quantity
- 4) Frame Color
- 5) Fabric Grade & Number
- 6) Arm Cap type and finish/color
- 7) Optional Items



UPHOLSTERED SQUARE BACK
YOUR CHOICE OF FABRICS

TERIANA GENERAL SPECIFICATIONS

Upholstery

- Seat and Back are fully upholstered over multiply wood shells.
- Chair can be upholstered with fabric, crypton, vinyl, leather or approved COM.

Frame

- .875" diameter, 14 gauge steel tubing. (Bariatric frame is 1" diameter.)
- All frames are sand blasted and then powder coated for maximum paint adhesion.

Arm Caps

- Polyurethane or wood arm caps.

Glides

- Factory installed self leveling steel glides.

Stacking

- Models 147, 148BAR & 148 will stack 3-4 chairs high on the floor.
- Chair Dolly #196 allows models 147 & 148 to stack 6-8 high.

Load Test

- Teriana passes the load test of 350 lbs. for standard width, 500 lbs. for mid-width, and 750 lbs. for bariatric width.

COLORS / FINISHES

Frame Finish Colors:

Standard powder coat colors.

Arm Cap Colors:

- Polyurethane - Black / Charcoal
- Wood - standard wood stain colors.

OPTIONS

- CODE: FR - CAL 133 (TB 133) Fire Retardant
 - CODE: MB - Moisture Barrier
 - CODE: MB2 - Moisture Barrier - Bariatric Seat
 - CODE: PAC - Polyurethane Arm Caps, available in black or grey
 - CODE: WAC - Wood Arm Caps, available in transparent wood stains
 - CODE: CAS2 - 2" Black Casters (Chairs Only)
 - CODE: CH - Counter Height (24" seat height)
 - CODE: SH - Specialty Height (any custom height)
 - CODE: GD - Male/Female Metal Ganging
 - CODE: WS - Wall Saver Design, angled rear legs helps protect walls
- Note: Not available on Bar stools**
- CODE: 2FO/C - Two Fabric Option



WALL-SAVER DESIGN - WS



STACKING DOLLY - #196
Stacks up to 6-8 Chairs

CHAIRS	WEIGHT LIMIT
Standard Seat	350 lbs.
Mid Width	500 lbs.
Bariatric	750 lbs.



METAL GANGING - GD

2" CASTERS - CAS2



WOOD ARM CAP / 16 FINISHES - WAC



POLYURETHANE ARM CAP - PAC

DIMENSIONS	4-Leg Chair	MID-WIDTH Chair	4-Leg Chair w/arms	MID-WIDTH Chair w/ arms	Bariatric Chair	Bar Stools
Inside Width:	19.5"	22"	19.5"	22"	26"	19.5"
Seat Depth:	19"	19"	19"	19"	23"	19"
Seat Height:	18"	18"	18"	18"	19.5"	30"
Arm Height:	-	-	25"	25"	25"	37"
Overall Depth:	23"	23"	23"	23"	28"	23"
Overall Width:	19.5"	22"	22"	24"	30"	22"
Overall Height:	32"	32"	32"	32"	34"	44"
Qty./Wt. per carton:	3 ea./45 lbs.	3 ea./50 lbs.	3 ea./55 lbs.	3 ea./60 lbs.	1 ea./35 lbs.	1 ea./20 lbs.



SQUAREBACK CHAIR
WITH ARMS

MODEL / DESCRIPTION / LIST PRICING



147 Square Back Fully Upholstered Chair

COM Yardage: 1.25 Yard/2FO = .75 seat 1.25 back

COM	GR1	GR2	GR3	GR4	GR5	GR6	GR7	GR8	GR9	GR10	LEA
\$470	\$502	\$522	\$544	\$564	\$587	\$611	\$636	\$660	\$687	\$714	\$845

147MID MID-WIDTH Square Back Fully Upholstered Chair

COM Yardage: 1.25 Yard/2FO = .75 seat 1.25 back

COM	GR1	GR2	GR3	GR4	GR5	GR6	GR7	GR8	GR9	GR10	LEA
\$616	\$660	\$686	\$714	\$742	\$771	\$802	\$834	\$868	\$902	\$938	\$1109



148 Square Back Fully Upholstered Chair w/ Arms

COM Yardage: 1.25 Yard/2FO = .75 seat 1.25 back

COM	GR1	GR2	GR3	GR4	GR5	GR6	GR7	GR8	GR9	GR10	LEA
\$563	\$603	\$627	\$652	\$678	\$706	\$733	\$763	\$794	\$825	\$858	\$1014

148MID MID-WIDTH Square Back Fully Upholstered Chair w/ Arms

COM Yardage: 1.25 Yard/2FO = .75 seat 1.25 back

COM	GR1	GR2	GR3	GR4	GR5	GR6	GR7	GR8	GR9	GR10	LEA
\$707	\$756	\$786	\$818	\$850	\$884	\$920	\$957	\$995	\$1034	\$1075	\$1271



148BAR Square Back Fully Upholstered Bariatric Chair w/ Arms

COM Yardage: 2.0 Yards/2FO = 1.0 seat 1.25 back

COM	GR1	GR2	GR3	GR4	GR5	GR6	GR7	GR8	GR9	GR10	LEA
\$1020	\$1091	\$1135	\$1180	\$1227	\$1276	\$1327	\$1381	\$1436	\$1494	\$1552	\$1835



167 Square Back Fully Upholstered Bar Stool

COM Yardage: 1.25 Yard/2FO = .75 seat 1.25 back

COM	GR1	GR2	GR3	GR4	GR5	GR6	GR7	GR8	GR9	GR10	LEA
\$700	\$749	\$779	\$811	\$844	\$877	\$912	\$948	\$986	\$1025	\$1067	\$1261

OPTIONS


Add upcharge to list price and code to model number

WAC	Wood Arm Caps, Pair	\$187	
PAC	Polyurethane Arm Caps, Pair	\$93	
CAS2	2" Black Casters	\$23	ea.
CH	Counter Height (24" seat height)	\$30	
SH	Specialty Height (any custom height)	\$30	
GD	Metal Ganging	\$30	

MB	Moisture Barrier - Standard and MID Seats	\$72	
MB2	Moisture Barrier - Bariatric Seat	\$94	
FR	CAL 133 (TB 133) Fire Retardant per yard.	\$95	/yd.
WS	Wall Saver Design	\$40	
2FO/C	Two Fabric Option	\$52	

TERIANA WOOD BACK

The Teriana Series wood back multipurpose chairs have a fully upholstered seat and Maple wood backrest. Backrests are available in a stylish square back. Frame available with arms or armless. Heavy duty, capable of standing up in the toughest environments.



WOOD SQUARE BACK

ORDERING INFORMATION

To Order Please Specify:

- | | |
|----------------------------|----------------------------------|
| 1) Series Name | 7) Backrest finish/color |
| 2) Model Number | 8) Arm Cap type and finish/color |
| 3) Quantity | 9) Optional Items |
| 4) Frame Color | 10) Back Cutouts |
| 5) Fabric Grade and Number | 11) Engraving |
| 6) Wood shell back design | |

TERIANA WOOD GENERAL SPECIFICATIONS

Upholstery

- Seat is fully upholstered over multi-ply wood shell.
- Chair can be upholstered with fabric, crypton, vinyl, leather or approved COM.
- Wood backrest is available in 17 transparent wood stain colors.

Frame

- Frame is .875" diameter, 14 gauge steel tubing.
- Bariatric frame is 1" diameter.
- All frames are sand blasted and then powder coated for maximum paint adhesion.

Arm Caps

- Polyurethane or wood arm caps.

Glides

- Factory installed self leveling steel glides.

Stacking

- Models 142, 143 & 143BAR will stack 3-4 chairs on the floor.
- Chair Dolly #196 allows models 142 & 143 stack 6-8 high.

Load Test

- Teriana passes the load test of 350 lbs. for standard width, 500 lbs. for mid-width, and 750 lbs. for bariatric width.

COLORS / FINISHES

Frame Finish Colors:

- Standard powder coat colors.

Wood Stain Finish Colors:

- Standard wood stain colors.
- Contrasting stain colors available.

Arm Cap Colors:

- Polyurethane - Black or Charcoal
- Wood - 17 standard wood stain colors

OPTIONS

- CODE: FR - CAL 133 (TB 133) Fire Retardant
- CODE: MB - Moisture Barrier
- CODE: MB2 - Moisture Barrier - Bariatric Seat
- CODE: PAC - Polyurethane Arm Caps, available in black or Charcoal
- CODE: WAC - Wood Arm Caps, available in transparent wood stain colors
- CODE: HG, SQ, PH - Backrest Cutout Design
- CODE: CAS2 - 2" Black Casters (Chairs Only)
- CODE: CH - Counter Height (24" seat height)
- CODE: SH - Specialty Height (any custom height)
- CODE: GD - Male/Female Metal Ganging
- CODE: WS - Wall Saver Design, angled rear legs helps protect walls
- **Note: Not available on Bar stools**
- CODE: ENG - Laser Engraving





CUTOUTS SQUARE - SQ



HAND GRIP SQUARE - HG



PERFORATED HOLE SQUARE - PH

Laser Engraving



LASER ENGRAVING - FRONT OR BACK

DIMENSIONS	4-Leg Chair	MID-WIDTH Chair	4-Leg Chair w/arms	MID-WIDTH Chair w/ arms	Bariatric Chair	Bar Stools
Inside Width:	19.5"	22"	19.5"	22"	26"	19.5"
Seat Depth:	19"	19"	19"	19"	23"	19"
Seat Height:	18"	18"	18"	18"	19.5"	24, 30"
Arm Height:	-	-	25"	25"	25"	31, 37"
Overall Depth:	23"	23"	23"	23"	28"	23"
Overall Width:	19.5"	22"	22"	24"	30"	22"
Overall Height:	32"	32"	32"	32"	34"	38, 44"
Qty./Wt. per carton:	3 ea./45 lbs.	3 ea./50 lbs.	3 ea./55 lbs.	3 ea./60 lbs.	1 ea./35 lbs.	1 ea./20 lbs.



SQUARE WOOD BACK CHAIR WITH ARMS AND WOOD ARM CAPS

MODEL / DESCRIPTION / LIST PRICING



142	Square Wood Back Chair											COM Yardage: .75 Yard
COM	GR1	GR2	GR3	GR4	GR5	GR6	GR7	GR8	GR9	GR10	LEA	
\$500	\$535	\$556	\$578	\$602	\$625	\$651	\$677	\$703	\$732	\$761	\$899	

142MID	MID-WIDTH Square Wood Back Chair											COM Yardage: .75 Yard
COM	GR1	GR2	GR3	GR4	GR5	GR6	GR7	GR8	GR9	GR10	LEA	
\$671	\$718	\$747	\$776	\$808	\$839	\$873	\$908	\$945	\$983	\$1022	\$1207	



143	Square Wood Back Chair w/ Arms											COM Yardage: .75 Yard
COM	GR1	GR2	GR3	GR4	GR5	GR6	GR7	GR8	GR9	GR10	LEA	
\$604	\$646	\$672	\$698	\$726	\$756	\$786	\$818	\$850	\$884	\$920	\$1087	

143MID	MID-WIDTH Square Wood Back Chair w/ Arms											COM Yardage: .75 Yard
COM	GR1	GR2	GR3	GR4	GR5	GR6	GR7	GR8	GR9	GR10	LEA	
\$754	\$808	\$839	\$873	\$908	\$945	\$983	\$1022	\$1062	\$1105	\$1148	\$1359	



143BAR	Square Wood Back Bariatric Chair w/ Arms											COM Yardage: 1 Yards
COM	GR1	GR2	GR3	GR4	GR5	GR6	GR7	GR8	GR9	GR10	LEA	
\$1020	\$1091	\$1135	\$1180	\$1227	\$1276	\$1327	\$1381	\$1436	\$1494	\$1552	\$1835	



169	Square Wood Back Bar Stool											COM Yardage: .75 Yard
COM	GR1	GR2	GR3	GR4	GR5	GR6	GR7	GR8	GR9	GR10	LEA	
\$694	\$744	\$773	\$803	\$835	\$869	\$903	\$939	\$977	\$1018	\$1058	\$1249	

OPTIONS

Add upcharge to list price and code to model number

WAC	Wood Arm Caps, Pair	\$187	
PAC	Polyurethane Arm Caps, Pair	\$93	
HG	Backrest Hand Grip Cutout design	\$80	
SQ	Backrest Square Hole Cutout design	\$80	
PH	Backrest Perforated Hole design	\$80	
CAS2	2" Black Casters	\$23	ea.
CH	Counter Height (24" seat height)	\$30	
SH	Specialty Height (any custom height)	\$30	

GD	Metal Ganging	\$30	
MB	Moisture Barrier - Standard and MID Seats	\$72	
MB2	Moisture Barrier - Bariatric Seat	\$94	
FR	CAL 133 (TB 133) Fire Retardant per yard.	\$95	/yd.
WS	Wall Saver Design	\$40	
ENG	Laser Engraving Back Design*	\$90	

*One time setup fee of \$260. Minimum 12 chairs (of same design and series)

2 Postures
Straight and Slanted
postures available

TIVOLI SERIES

The Tivoli Banquette is cleverly designed with the bench resting on a welded steel frame. Seats and backs can be upholstered with matching fabrics, or choose an optional two tone or vinyl and fabric combination to match any color scheme. Available in slanted or straight posture, with or without privacy panel.



TIVOLI WITH PRIVACY PANEL



TIVOLI BANQUETTE
STANDARD SLANTED



TIVOLI BANQUETTE
STRAIGHT POSTURE



BACK TO BACK UNIT WITH PRIVACY PANEL

ORDERING INFORMATION

- | | |
|----------------------------|---------------------------|
| 1) Series Name | 5) Frame Color |
| 2) Model Number | 6) Panel Finish Selection |
| 3) Quantity | 7) Panel Edge Selection |
| 4) Fabric Grade and Number | 8) Optional Items |

TIVOLI GENERAL SPECIFICATIONS

Design

The Tivoli is available with or without privacy panel. Available in two postures:

1. Slanted (the back slightly angled).
2. Straight (the back and seat in a straight posture).

For your custom seating needs, contact our Customer Service department.

Frame Construction

Frame assembly is constructed of multi-ply hardwood, with tongue and groove construction. All foam is fully bonded to frame. Seat cushions are 3" graded high resiliency (H.R.) block foam with 2" (H.R.) foam back, covered entirely with special bonded polyester fiber to protect final upholstery. No sag-springs are installed in seat & back along with interlocking helicoil springs to prevent sagging and provide additional lower back and seat support.

Upholstery

Seat and back are covered in choice of fabric, vinyl, crypton, leather or COM. ERG uses only water based glues and adhesives in our upholstery process.

Metal Leg Construction

Angled legs are 1.5" diameter mandrel formed steel, for a unique style and durability. Straight rear legs are available, ideal for placing against walls.

SOFT SEATING	WEIGHT LIMIT
1 Seat	500 lbs.
2 Seat	1000 lbs.
3 Seat	1500 lbs.

Note for Edge of privacy panels:

- Straight panels: available with 3MM PVC or laminate self edge. Select from any of our 3MM PVC edges in solid or wood tone, no custom colors available.
- Curved panels: will only be available with laminate self edge.
- Both straight and curved panels: when combining straights and curved, ONLY self edge is available.

COLORS / FINISHES

Frame Finish Colors:

Standard powder coat colors available.

OPTIONS

- CODE: FR - CAL 133 (TB 133) Fire Retardant
- CODE: MB -Moisture Barrier (up to 60" overall width)
- CODE: MB60 -Moisture Barrier (over 60" overall width)
- CODE: MBB -Moisture Barrier (up to 60" overall width Back-to-Back)
- CODE: MBB60 -Moisture Barrier (over 60" overall width Back-to-Back)
- CODE: 2FO - Two Fabric Option
- CODE: NBS48 - No Back Shelf - 48"
- CODE: NBS60 - No Back Shelf - 60"
- CODE: NBS72 - No Back Shelf - 72"
- CODE: TSFRP - Straight Tivoli Foot Rail Powder Coat Color
- CODE: TCFRP - Curved Tivoli Foot Rail Powder Coat Color
- CODE: GD - Ganging Device for metal/wood legs (Necessary when ganging two or more modules together)

NOTE: Foot rail available on slanted posture models only



90° CURVE WITH
BAR-HEIGHT SHELF



CURVED TIVOLI
FOOT RAIL OPTION



STRAIGHT REAR LEG



AVAILABLE ACRYLIC PRIVACY PANELS


DIMENSIONS	48" Wide Slanted Posture	60" Wide Slanted Posture	72" Wide Slanted Posture
Seat Depth:	20"	20"	20"
Seat Height:	18"	18"	18"
Overall Depth:*	32"	32"	32"
Overall Width:	48"	60"	72"
Overall Height:	34"	34"	34"
Qty./Wt.:	1 ea./110 lbs	1 ea./165 lbs	1 ea./210 lbs



TIVOLI SLANTED 72" BANQUETTE

* For Privacy panels, please add 1" to the overall depth measurement
For Shelf units, please add 12" to the overall depth measurement

MODEL / DESCRIPTION / LIST PRICING



640 48" Wide Banquette - Slanted Posture COM Yardage: Total: 7 Yds. / Back: 4.5 Yds. / Seat: 2.5 Yds.


COM	GR1	GR2	GR3	GR4	GR5	GR6	GR7	GR8	GR9	GR10	LEA
\$2714	\$2904	\$3021	\$3142	\$3268	\$3398	\$3534	\$3675	\$3823	\$3975	\$4134	\$4886

642 60" Wide Banquette - Slanted Posture COM Yardage: Total: 85 Yds. / Back 5.5 Yds. / Seat: 3 Yds.

COM	GR1	GR2	GR3	GR4	GR5	GR6	GR7	GR8	GR9	GR10	LEA
\$3702	\$3961	\$4119	\$4284	\$4455	\$4634	\$4820	\$5012	\$5212	\$5421	\$5637	\$6663

644 72" Wide Banquette - Slanted Posture COM Yardage: Total: 10 Yds. / Back: 6.5 Yds. / Seat: 3.5 Yds.

COM	GR1	GR2	GR3	GR4	GR5	GR6	GR7	GR8	GR9	GR10	LEA
\$4433	\$4743	\$4933	\$5130	\$5336	\$5548	\$5771	\$6002	\$6242	\$6491	\$6752	\$7979



640-S 48" Wide Banquette - Slanted Posture with Shelf COM Yardage: Total: 7 Yds. / Back: 4.5 Yds. / Seat: 2.5 Yds.

COM	GR1	GR2	GR3	GR4	GR5	GR6	GR7	GR8	GR9	GR10	LEA
\$3619	\$3809	\$3925	\$4046	\$4172	\$4302	\$4438	\$4579	\$4727	\$4879	\$5038	\$5790

INCLUDES 44" HIGH BACK AND 12" DEEP, BAR HEIGHT SHELF WITH FRAME

642-S 60" Wide Banquette - Slanted Posture with Shelf COM Yardage: Total: 8.5 Yds. / Back 5.5 Yds. / Seat: 3 Yds.

COM	GR1	GR2	GR3	GR4	GR5	GR6	GR7	GR8	GR9	GR10	LEA
\$4721	\$4980	\$5138	\$5303	\$5474	\$5653	\$5838	\$6030	\$6231	\$6440	\$6656	\$7682

644-S 72" Wide Banquette - Slanted Posture with Shelf COM Yardage: Total: 9.5 Yds. / Back: 6 Yds. / Seat: 3.5 Yds.

COM	GR1	GR2	GR3	GR4	GR5	GR6	GR7	GR8	GR9	GR10	LEA
\$5634	\$5944	\$6134	\$6333	\$6537	\$6750	\$6972	\$7203	\$7443	\$7693	\$7953	\$9181

BAR HEIGHT SHELF WITH FRAME AVAILABLE ONLY ON SLANTED POSTURE UNITS

OPTIONS

Add upcharge to list price and code to model number

FR	CAL 133 (TB 133) Fire Retardant per yard	\$95	/yd.
MB	Moisture Barrier - up to 60" width*	\$133	ea.
MB60	Moisture Barrier - over 60" width*	\$212	ea.
NBS48	No Back Shelf - 48"	Deduct \$464	
NBS60	No Back Shelf - 60"	Deduct \$498	

NBS72	No Back Shelf - 72"	Deduct \$536
2FO	Two Fabric Option	\$104
TSFRP	Powder Coat Straight Unit Foot Rail	\$350
GD	Ganging Device for Metal/Wood Legs	\$55


DIMENSIONS	48" Wide Straight Posture	60" Wide Straight Posture	72" Wide Straight Posture	Back-to-Back Banquette
Seat Depth:	20"	20"	20"	20"
Seat Height:	18"	18"	18"	18"
Overall Depth:*	28"	28"	28"	56"
Overall Width:	48"	60"	72"	48", 60", 72"
Overall Height:	34"	34"	34"	34"
Qty./Wt.:	1 ea./110 lbs	1 ea./165 lbs	1 ea./210 lbs	1 ea./210 lbs

* For Privacy panels, please add 1" to the overall depth measurement



TIVOLI BANQUETTE WITH OPTIONAL
POWER/DATA

MODEL / DESCRIPTION / LIST PRICING



646 48" Wide Banquette - Straight Posture

COM Yardage: Total: 7 Yds. / Back: 4.5 Yds. / Seat: 2.5 Yds.

COM	GR1	GR2	GR3	GR4	GR5	GR6	GR7	GR8	GR9	GR10	LEA
\$2714	\$2904	\$3021	\$3142	\$3268	\$3398	\$3534	\$3675	\$3823	\$3975	\$4134	\$4886

647 60" Wide Banquette - Straight Posture

COM Yardage: Total: 8.5 Yds. / Back 5.5 Yds. / Seat: 3 Yds.

COM	GR1	GR2	GR3	GR4	GR5	GR6	GR7	GR8	GR9	GR10	LEA
\$3702	\$3961	\$4119	\$4284	\$4455	\$4634	\$4820	\$5012	\$5212	\$5421	\$5637	\$6663

648 72" Wide Banquette - Straight Posture

COM Yardage: Total: 9.5 Yds. / Back: 6 Yds. / Seat: 3.5 Yds.

COM	GR1	GR2	GR3	GR4	GR5	GR6	GR7	GR8	GR9	GR10	LEA
\$4433	\$4743	\$4933	\$5130	\$5336	\$5548	\$5771	\$6002	\$6242	\$6491	\$6752	\$7979



646-B2B 48" Wide Back-to-Back Banquette

COM Yardage: Total: 11 Yds. / Back: 6 Yds. / Seat: 5 Yds.

COM	GR1	GR2	GR3	GR4	GR5	GR6	GR7	GR8	GR9	GR10	LEA
\$5158	\$5518	\$5738	\$5967	\$6207	\$6455	\$6713	\$6981	\$7261	\$7552	\$7854	\$9282

647-B2B 60" Wide Back-to-Back Banquette

COM Yardage: Total: 12.5 Yds. / Back: 6.5 Yds. / Seat: 6 Yds.

COM	GR1	GR2	GR3	GR4	GR5	GR6	GR7	GR8	GR9	GR10	LEA
\$7033	\$7525	\$7826	\$8139	\$8465	\$8803	\$9155	\$9521	\$9903	\$10298	\$10710	\$12658

648-B2B 72" Wide Back-to-Back Banquette

COM Yardage: Total: 13.5 Yds. / Back: 7 Yds. / Seat: 6.5 Yds.

COM	GR1	GR2	GR3	GR4	GR5	GR6	GR7	GR8	GR9	GR10	LEA
\$8422	\$9012	\$9372	\$9748	\$10137	\$10543	\$10964	\$11403	\$11860	\$12333	\$12827	\$15160

BAR HEIGHT SHELF WITH FRAME NOT AVAILABLE ON STRAIGHT POSTURE UNITS

OPTIONS

Add upcharge to list price and code to model number

FR	CAL 133 (TB 133) Fire Retardant per yard	\$95	/yd.
MB	Moisture Barrier - up to 60" width*	\$133	ea.
MB60	Moisture Barrier - over 60" width*	\$212	ea.
MBB	Moisture Barrier - up to 60" width (Back-to-Back)	\$265	ea.

MBB60	Moisture Barrier - over 60" width (Back-to-Back)	\$424	ea.
2FO	Two Fabric Option	\$104	
GD	Ganging Device for Metal/Wood Legs	\$55	

DIMENSIONS	90° Curve w/Laminate Bar Height Shelf	90° Curve w/Laminate Bar Height Shelf
Radius:	48"	60"
Shelf Depth:	12"	12"
Shelf Height:	42"	42"
Seat Depth:	20"	20"
Seat Height:	18"	18"
Overall Depth:	40"	40"
Overall Width:	84.75"	101.75"
Overall Height:	44"	44"
Qty./Wt.:	1 ea./110 lbs	1 ea./165 lbs



TIVOLI CURVE BANQUETTE

MODEL / DESCRIPTION / LIST PRICING



649-4R 90° Curved Tivoli w/Laminate Bar Height Shelf (48" Radius)

COM Yardage: Total: 12 Yds. / Back: 9 Yds. / Seat: 3 Yds.

COM	GR1	GR2	GR3	GR4	GR5	GR6	GR7	GR8	GR9	GR10	LEA
\$5438	\$5817	\$6051	\$6293	\$6545	\$6806	\$7078	\$7362	\$7656	\$7961	\$8280	\$9787



649-5R 90° Curved Tivoli w/Laminate Bar Height Shelf (60" Radius)

COM Yardage: Total: 14.5 Yds. / Back: 11 Yds. / Seat: 3.5 Yds.

COM	GR1	GR2	GR3	GR4	GR5	GR6	GR7	GR8	GR9	GR10	LEA
\$5634	\$6028	\$6270	\$6521	\$6781	\$7053	\$7335	\$7628	\$7933	\$8250	\$8581	\$10141



TIVOLI CURVE BANQUETTE

NOTE: Deduct \$700 if purchased without shelf. **Option Code NBS**

OPTIONS

Add upcharge to list price and code to model number

FR	CAL 133 (TB 133) Fire Retardant per yard	\$95	/yd.
MB60	Moisture Barrier - over 60" width	\$212	
2FO	Two Fabric Option	\$104	

NBS	No Back Shelf	Deduct \$700
TCFRP	Powder Coat Curved Unit Foot Rail	\$570
GD	Ganging Device for Metal/Wood Legs	\$55

PRIVACY PANELS ONLY

DIMENSIONS	48" Wide Privacy Panel	60" Wide Privacy Panel	72" Wide Privacy Panel
Panel Depth:	1"	1"	1"
Panel Width:	48"	60"	72"
Panel Height:	49"	49"	49"

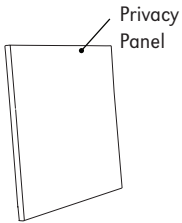


TIVOLI BANQUETTE
LAMINATE PRIVACY PANEL



1/2" THICK ACRYLIC
PRIVACY PANELS AVAILABLE

MODEL / DESCRIPTION / LIST PRICING



360P 48" Wide Privacy Panel COM Yardage: Total: 3 Yds. (Please allow extra fabric for repeat design.)

COM	GR1	GR2	GR3	GR4	GR5	GR6	GR7	GR8	GR9	GR10	LEA
\$995	\$1066	\$1108	\$1153	\$1198	\$1246	\$1296	\$1347	\$1401	\$1458	\$1515	\$1791
LAMINATE			VENEER			ACRYLIC					
\$975			\$1918			CALL					

362P 60" Wide Privacy Panel COM Yardage: Total: 4 Yds. (Please allow extra fabric for repeat design.)

COM	GR1	GR2	GR3	GR4	GR5	GR6	GR7	GR8	GR9	GR10	LEA
\$1313	\$1406	\$1461	\$1520	\$1580	\$1643	\$1708	\$1778	\$1848	\$1923	\$1999	\$2364
LAMINATE			VENEER			ACRYLIC					
\$1275			\$2468			CALL					

365P 72" Wide Privacy Panel COM Yardage: Total: 5 Yds. (Please allow extra fabric for repeat design.)

COM	GR1	GR2	GR3	GR4	GR5	GR6	GR7	GR8	GR9	GR10	LEA
\$1608	\$1720	\$1789	\$1861	\$1935	\$2012	\$2093	\$2177	\$2264	\$2354	\$2447	\$2894
LAMINATE			VENEER			ACRYLIC					
\$1551			\$2897			CALL					

Note for Edge of privacy panels:

- Straight panels: available with 3MM PVC or laminate self edge.
Select from any of our 3MM PVC edges in solid or wood tone, no custom colors available.
- Curved panels: will only able available with laminate self edge.
- Both straight and curved panels: when combining straights and curved, ONLY self edge is available.

TRENO OCCASIONAL TABLE

Treno Occasional Tables are a perfect complement to the Laguna modular and lounge series. Table tops are complete laminate with an option for two contrasting laminate colors. Standard angled metal legs are 8" tall, with factory installed adjustable glides. Online tables are also available in two heights.



24" SQUARE OCCASIONAL TABLE
OPTIONAL METAL/WOOD LEGS



24" ROUND COFFEE TABLE

ORDERING INFORMATION

- | | |
|--------------------------|--------------------------------|
| 1) Series Name | 5) Laminate / Veneer Selection |
| 2) Model Number | 6) Optional 2nd Laminate |
| 3) Quantity | 7) Optional Items |
| 4) Powder Coat Leg Color | |

TRENO SPECIFICATIONS

Table

Table core is CARB Phase I & Phase II Compliant. Laminate and phenolic backing are glued with water based adhesives.

Note: Some sizes and diameters are approximate, if using an existing solid surface or other top, please call for exact specs before ordering.

Table Finish

Covered top and sides with high pressure laminate, or choose Optional 2 Different Color laminates.

Laminate Selections

ERG offers over 1000 standard laminate choices from Nevamar, Wilsonart, Formica and Pionite. Solid Surface Corian overlay top tables will be quoted upon request.

Metal Legs

Legs are angled metal cylinders and are 8" tall. Legs are sandblasted prior to final powder coating in your choice of standard powder coat colors. Legs have a factory installed adjustable glide. Optional metal/wood, polished chrome or chrome/wood finish is available.

OPTIONS

- CODE: 2LC - 2 different color laminates
- CODE: STH-C - Special Table Height - Cube Table
- CODE: PC - Polished Chrome Legs
- CODE: WDL - Metal/Wood Legs (specify powder coat and wood color)
- CODE: WDL-C - Chrome/Wood Legs (specify wood color)
- CODE: GDT - Ganging for Online Tables
- TABLE ACCESSORIES - Wire Management, Power & Communication Options - see accessories online under the 'Products' tab



POWER / DATA

Note: Factory installed power/data available, see accessories online under the 'Products' tab.



30" SQUARE OCCASIONAL TABLE



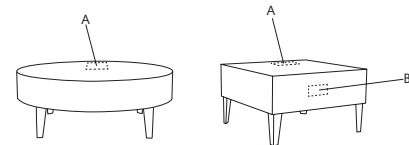
30" ROUND COFFEE TABLE

MODEL / DESCRIPTION / LIST PRICING

TRENO OCCASIONAL TABLES

	Model Number	Model Description	Table Top Size	Legs	Table Height	Table Shape	Shipping Weight.	LAMINATE	VENEER
	TR18D	Occasional	18" dia.	4 legs	17"	round	22 lbs.	\$1413	\$1515
	TR24D	Occasional	24" dia.	4 legs	17"	round	29 lbs.	\$1635	\$1796
	TR30D	Occasional	30" dia.	4 legs	17"	round	37 lbs.	\$1716	\$1889
	TR36D	Occasional	36" dia.	4 legs	17"	round	45 lbs.	\$2037	\$2764
	TR18S	Occasional	18" x 18" sq.	4 legs	17"	square	25 lbs.	\$1514	\$1665
	TR1426	Occasional	14" x 26" rect.	4 legs	17"	rectangle	25 lbs.	\$1640	\$1805
	TR27S	Occasional	27" x 27" sq.	4 legs	17"	square	35 lbs.	\$1720	\$1870
	TR30S	Occasional	30" x 30" sq.	4 legs	17"	square	41 lbs.	\$1755	\$1906
	TR36S	Occasional	36" x 36" sq.	4 legs	17"	square	50 lbs.	\$2049	\$2764
	TR20W	Occasional	20° wedge	4 legs	17"	wedge	30 lbs.	\$1193	\$1252

Please specify placement of electrical box for upholstered units or occasional tables
On rectangular coffee tables, please specify electrical placement on long side or short side



OPTIONS

Add upcharge to list price and code to model number

2LC	2 Color Laminate option	\$133	
STH-C	Special Table Height - Cube Table	\$207	per top
PC	Polished Chrome Legs	\$37	ea.


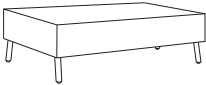

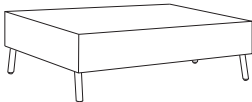
WDL	Metal/Wood Legs	\$37	ea.
WDL-C	Chrome/Wood Legs	\$64	ea.



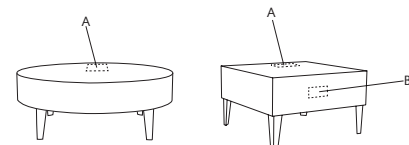
24" X 60" RECTANGLE COFFEE TABLE
OPTIONAL METAL/WOOD LEGS

MODEL / DESCRIPTION / LIST PRICING

TRENO OCCASIONAL TABLES

	Model Number	Model Description	Table Top Size	Legs	Table Height	Table Shape	Shipping Weight.	LAMINATE	VENEER
	TR2442	Occasional	24" x 42"	4 legs	17"	rectangle	47 lbs.	\$1715	\$1801
	TR2460	Occasional	24" x 60"	4 legs	17"	rectangle	52 lbs.	\$1979	\$2077
	TR3042	Occasional	30" x 42"	4 legs	17"	rectangle	57 lbs.	\$1979	\$2077
	TR3060	Occasional	30" x 60"	4 legs	17"	rectangle	65 lbs.	\$2244	\$2355

Please specify placement of electrical box for upholstered units or occasional tables
On rectangular coffee tables, please specify electrical placement on long side or short side



OPTIONS

Add upcharge to list price and code to model number

2LC	2 Color Laminate option	\$133	
STH-C	Special Table Height - Cube Table	\$207	per top
PC	Polished Chrome Legs	\$37	ea.



WDL	Metal/Wood Legs	\$37	ea.
WDL-C	Chrome/Wood Legs	\$64	ea.



LAGUNA MODULAR LOUNGE WITH
TRENO ONLINE OCCASIONAL TABLES

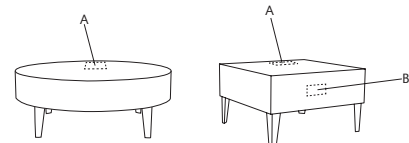
MODEL / DESCRIPTION / LIST PRICING

TRENO OCCASIONAL TABLES

	Model Number	Model Description	Table Top Size	Legs	Table Height	Table Shape	Shipping Weight.	LAMINATE	VENEER
	TR16-O	Online Occasional	14" x 26"	none (ganged)	16"	rectangle	18 lbs.	\$1749	\$1913
	TR20-O	Online Occasional	14" x 26"	none (ganged)	20"	rectangle	23 lbs.	\$1920	\$2085

NOTE: Pricing includes metal ganging brackets for online installation

Please specify placement of electrical box for upholstered units or occasional tables
On rectangular coffee tables, please specify electrical placement on long side or short side



OPTIONS

Add upcharge to list price and code to model number

2LC	2 Color Laminate option	\$133	STH-C	Special Table Height - Cube Table	\$207	per top
-----	-------------------------	-------	-------	-----------------------------------	-------	---------

TRUMPET

Trumpet has a cast iron round base. Available in café and bar height with optional resin edges for laminate tops.



TRUMPET SQUARE



TRUMPET BAR HEIGHT

ORDERING INFORMATION

- | | |
|-----------------|-------------------------------|
| 1) Series Name | 6) Laminate Selection and No. |
| 2) Model Number | 7) Edge Style Code and Color |
| 3) Size | 8) Wood Species |
| 4) Quantity | 9) Wood Edge Stain Color |
| 5) Frame Color | 10) Optional Items |
- (Hammerstone or textured paint recommended)

TRUMPET SPECIFICATIONS

Trumpet Base

- Table Height** Table height is 29" to 30" depending on table top specified. Bar Height table is 42".
- Column** 3" round 14 gauge steel tubing.
- Base** Base is made of 18", 24" or 30" base spread diameter G:20 top quality cast iron.
- Plate** 10" x 10" square • 12" X 12" square
14" X 14" square • 24" x 24" square
- Glides** Plastic glides.
- Assembly** The base plate and spider are attached together with a 1/2"- 13 threaded tie rod and flange nut. Base mounts to top with 1/4"- 20 machine screws into metal inserts, NO WOOD SCREWS ARE USED.

Laminate or Wood Tops

Laminate or Wood tops are 1.25" thick offered in round and square.

Table Edge Selections

ERG offers a wide variety of table top edge materials including PVC, wood, aluminum and resin/urethane.
Special Edge Note: When ganging or butting tables together, ERG recommends using 3MM flat edge or flat wood edge. Square tables using PVC T-MOLD edge will have a 2" radius on all corners.

FINISHES

Table Bases and Legs

Finished in your choice of standard powder coat colors. Finishes listed at beginning of price list. For colors refer to "Color Selections" brochure. For actual color samples, please call Customer Service.

Laminate/Veneer Selections

ERG offers over 1000 standard laminate choices from Nevamar, Wilsonart, Formica and Pionite. Wood veneer is available in transparent stain colors - custom stain matching available.

OPTIONS

- CODE: RP - Painted Foot Ring for Bar Height
- CODE: STH - Special Table Height, for any table height other than 29"
- CODE: GD - Ganging
- CODE: ULW - Ultra Lightweight Top
- CODE: RAD - 3" Radius Corners for 3MM Edge

MODEL / DESCRIPTION / LIST PRICING

TRUMPET | CAFÉ | ROUND

	Model Number	Table Top Size	Shpg. Wght.	Base Spread	LAMINATE TOP ASSORTED EDGES							VENEER TOP	
					GRP 1	GRP 2	GRP 3	GRP 4	GRP 5	GRP 6	GRP 7	GRP 8	GRP 9
RND	HTRM24D	24" Dia.	61	18"	\$815	\$833	\$912	\$961	\$1107	\$1230	\$1377	\$2414	\$3031
	HTRM30D	30" Dia.	72	18"	\$869	\$894	\$989	\$1050	\$1231	\$1381	\$1561	\$2640	\$3260
	HTRM36D	36" Dia.	82	24"	\$932	\$960	\$1078	\$1151	\$1369	\$1551	\$1770	\$2893	\$3519
	HTRM42D	42" Dia.	116	24"	\$993	\$1026	\$1162	\$1248	\$1503	\$1717	\$1972	\$3140	\$3771
	HTRM48D	48" Dia.	130	30"	\$1174	\$1220	\$1395	\$1505	\$1837	\$2112	\$2444	\$3792	\$4492
	HTRM54D	54" Dia.	130	30"	\$1588	\$1651	\$1906	\$2064	\$2542	\$2940	\$3415	\$5204	\$6101
	HTRM60D	60" Dia.	130	30"	\$1719	\$1794	\$2090	\$2274	\$2831	\$3293	\$3849	\$5732	\$6641

TRUMPET | CAFÉ | SQUARE

	Model Number	Table Top Size	Shpg. Wght.	Base Spread	LAMINATE TOP ASSORTED EDGES							VENEER TOP	
					GRP 1	GRP 2	GRP 3	GRP 4	GRP 5	GRP 6	GRP 7	GRP 8	GRP 9
SQUARE	HTRM24S	24" Sq.	76	18"	\$815	\$833	\$912	\$961	\$1107	\$1230	\$1377	\$2414	\$3031
	HTRM2430S	24x30 Sq.	81	18"	\$833	\$856	\$941	\$993	\$1153	\$1285	\$1444	\$2497	\$3115
	HTRM30S	30" Sq.	90	18"	\$869	\$894	\$989	\$1050	\$1231	\$1381	\$1561	\$2640	\$3260
	HTRM36S	36" Sq.	103	24"	\$933	\$962	\$1079	\$1153	\$1371	\$1554	\$1771	\$2898	\$3525
	HTRM42S	42" Sq.	145	24"	\$1046	\$1081	\$1222	\$1309	\$1571	\$1789	\$2050	\$3293	\$3968
	HTRM48S	48" Sq.	145	30"	\$1369	\$1415	\$1599	\$1715	\$2058	\$2348	\$2691	\$4313	\$5193

OPTIONS

Add upcharge to list price and code to model number

RP	Painted Footring	\$117		ULW	Ultra Lightweight Top	\$201	
STH	Special Table Height (other than 29" or bar height)	\$159	per base	RAD	3" Radius Corners for 3MM Edge	\$212	per table
GD	Ganging per table	\$101					

MODEL / DESCRIPTION / LIST PRICING

TRUMPET | CAFÉ | RECTANGLE

	Model Number	Table Top Size	Shpg. Wght.	Base Spread	LAMINATE TOP ASSORTED EDGES							VENEER TOP	
					GRP 1	GRP 2	GRP 3	GRP 4	GRP 5	GRP 6	GRP 7	GRP 8	GRP 9
RECTANGLE	HTRM2448	24x48 Sq.	76	2-18"	\$1264	\$1300	\$1409	\$1555	\$1900	\$1989	\$2172	\$3887	\$5369
	HTRM2460	24x60 Sq.	115	2-18"	\$1469	\$1510	\$1631	\$1791	\$2172	\$2273	\$2474	\$4478	\$6217
	HTRM2472	24x72 Sq.	115	2-18"	\$1528	\$1573	\$1711	\$1894	\$2330	\$2445	\$2673	\$4737	\$6514
	HTRM3048	30x48 Sq.	137	2-18"	\$1374	\$1415	\$1534	\$1693	\$2072	\$2172	\$2371	\$4235	\$5846
	HTRM3060	30x60 Sq.	148	2-18"	\$1607	\$1654	\$1794	\$1979	\$2420	\$2536	\$2766	\$4946	\$6833
	HTRM3072	30x72 Sq.	148	2-18"	\$1662	\$1715	\$1869	\$2078	\$2570	\$2700	\$2959	\$5192	\$7114

Note: When optional base finish is required, please multiply upcharge by 2 for tables supported with an extra base.

TRUMPET | BAR HEIGHT

	Model Number	TableTop Size	Shpg. Wght.	Base Spread	LAMINATE TOP ASSORTED EDGES							VENEER TOP	
					GRP 1	GRP 2	GRP 3	GRP 4	GRP 5	GRP 6	GRP 7	GRP 8	GRP 9
ROUND	HTRMH24D	24" Dia.	80	18"	\$958	\$981	\$1050	\$1139	\$1357	\$1415	\$1529	\$2851	\$4008
	HTRMH30D	30" Dia.	90	18"	\$1004	\$1033	\$1124	\$1244	\$1529	\$1603	\$1754	\$3108	\$4274
	HTRMH36D	36" Dia.	181	24"	\$1349	\$1386	\$1499	\$1648	\$2001	\$2095	\$2281	\$4119	\$5714

OPTIONS

Add upcharge to list price and code to model number

RP	Painted Footring	\$117		ULW	Ultra Lightweight Top	\$201	
STH	Special Table Height (other than 29" or bar height)	\$159	per base	RAD	3" Radius Corners for 3MM Edge	\$212	per table
GD	Ganging per table	\$101					



X-BASE CAFÉ TABLE



X-BASE BAR HEIGHT TABLE WITH POWDER COATED FOOT-RING

ORDERING INFORMATION

- | | |
|-----------------|-------------------------------|
| 1) Series Name | 6) Laminate Selection and No. |
| 2) Model Number | 7) Edge Style Code and Color |
| 3) Size | 8) Wood Species |
| 4) Quantity | 9) Wood Stain Color |
| 5) Frame Color | 10) Optional Items |

TURNER CAFÉ BASE SPECIFICATIONS

Turner X Base

Table Height	Table height is 29" to 30" depending on table top specified. Bar Height table is 42".
Column	3" round 14 gauge steel tubing (X-base) 2" round 14 gauge steel tubing (T-base)
Base	1" x 2" 14 gauge steel straight rectangular tubing – 22", 26" or 32" spreads with metal welded end caps.
Plate	10" x 10" square • 12" X 12" square 14" X 14" square
Glides	Manually adjustable zinc glides
Assembly	Top plate is welded to the vertical column and the vertical column is welded to the horizontal base. No tie rod assembly. Base mounts to tabletop with ¼-20 x 1" machine screws into metal inserts in top.
Finish	Choice of standard powder coat colors – See "Color Selections" brochure.

Flip-Top Mechanism

Aluminum die-cast top plate and aluminum housing with single handle cable release.

TABLE TOP SPECIFICATIONS

Table Tops

Table top core is CARB Phase I & Phase II Compliant. Laminate, wood veneer and phenolic backing are glued with water based adhesives.

FINISHES

Laminate/Veneer Selections


ERG offers over 1000 standard laminate choices from Nevamar, Wilsonart, Formica and Pionite. Wood veneer is available in transparent stain colors - custom stain matching available.

OPTIONS

- CODE: FLIP-X - Flip-Top per X-base (not available for 42" top)
- CODE: FLIP-T - Flip-Top for two T-legs
- CODE: RP - Painted Foot-ring for bar height
- CODE: STH - Special Table Height (any table height other than 29" or bar height)
- CODE: CAS3 - 3" Mobile Casters
- CODE: GD - Ganging
- CODE: ULW - Ultra Lightweight Top
- CODE: RAD - 3" Radius Corners for 3MM Edge
- CODE: FTBH - Flip top support bar for rectangular bar height tables (Maximum table top size 30x72)



BASE DETAIL



GLIDE DETAIL



CASTER DETAIL



FLIP-TOP DETAIL

MODEL / DESCRIPTION / LIST PRICING

TURNER | CAFÉ | ROUND



ROUND

Model Number	TableTop Size	Shpg. Wght.	Base Spread	LAMINATETOPASSORTEDEGES							VENEERTOP	
				GRP1	GRP2	GRP3	GRP4	GRP5	GRP6	GRP7	GRP8	GRP9
TU24D	24"Dia.	32	22"-X	\$681	\$692	\$777	\$849	\$993	\$1112	\$1257	\$1777	\$2039
TU30D	30"Dia.	43	26"-X	\$752	\$769	\$880	\$975	\$1167	\$1325	\$1516	\$2023	\$2255
TU36D	36"Dia.	53	32"-X	\$928	\$948	\$1080	\$1197	\$1428	\$1620	\$1851	\$2490	\$2781
TU42D	42"Dia.	72	32"-X	\$1078	\$1104	\$1279	\$1428	\$1729	\$1980	\$2280	\$2953	\$3235

TURNER | CAFÉ | SQUARE



SQUARE

Model Number	TableTop Size	Shpg. Wght.	Base Spread	LAMINATETOPASSORTEDEGES							VENEERTOP	
				GRP1	GRP2	GRP3	GRP4	GRP5	GRP6	GRP7	GRP8	GRP9
TU24S	24" Sq.	40	22"-X	\$689	\$702	\$790	\$864	\$1013	\$1137	\$1287	\$1805	\$2064
TU2430S	24x30Sq.	49	22"-X	\$733	\$747	\$847	\$933	\$1109	\$1256	\$1429	\$1946	\$2192
TU30S	30" Sq.	54	26"-X	\$756	\$774	\$885	\$980	\$1171	\$1330	\$1521	\$2037	\$2273
TU36S	36" Sq.	67	32"-X	\$941	\$959	\$1098	\$1217	\$1454	\$1653	\$1891	\$2526	\$2818

TURNER | CAFÉ | RECTANGLE



RECTANGLE

Model Number	TableTop Size	Shpg. Wght.	Base Spread	LAMINATETOPASSORTEDEGES							VENEERTOP	
				GRP1	GRP2	GRP3	GRP4	GRP5	GRP6	GRP7	GRP8	GRP9
TU2448	24x48Sq.	70	2-22"-T	\$860	\$880	\$1009	\$1124	\$1347	\$1535	\$1759	\$2328	\$2581
TU2460	24x60Sq.	79	2-22"-T	\$904	\$925	\$1072	\$1198	\$1450	\$1658	\$1910	\$2477	\$2716
TU3048	30x48Sq.	84	2-22"-T	\$910	\$930	\$1079	\$1206	\$1461	\$1672	\$1928	\$2495	\$2731
TU3060	30x60Sq.	90	2-22"-T	\$964	\$988	\$1155	\$1299	\$1584	\$1823	\$2109	\$2673	\$2894

TURNER | CAFÉ | BARHEIGHT



ROUND



SQUARE

Model Number	TableTop Size	Shpg. Wght.	Base Spread	LAMINATETOPASSORTEDEGES							VENEERTOP	
				GRP1	GRP2	GRP3	GRP4	GRP5	GRP6	GRP7	GRP8	GRP9
TUH24D	24"Dia.	40	22"-X	\$853	\$865	\$949	\$1020	\$1166	\$1284	\$1428	\$2153	\$2550
TUH30D	30"Dia.	53	26"-X	\$924	\$941	\$1051	\$1147	\$1338	\$1496	\$1688	\$2402	\$2768
TUH36D	36"Dia.	63	32"-X	\$1089	\$1107	\$1242	\$1358	\$1589	\$1781	\$2011	\$2839	\$3259
TUH36S	36" Sq.	67	32"-X	\$1157	\$1177	\$1315	\$1433	\$1671	\$1870	\$2107	\$3003	\$3464

Note: FTBH option is required with STH option when ordering rectangle flip-top tables over 29" table height.

OPTIONS

Add upcharge to list price and code to model number

RP	Painted Foot-ring for Bar Height	\$117	
STH	Special Table Height (other than 29" or bar height)	\$159	per base
CAS3	3" Mobile Casters (2 Casters per leg)	\$27	ea.
GD	Ganging per table	\$101	
FLIP-X	Flip-Top per X-base (up to 42" top maximum)	\$133	

FLIP-T	Flip-Top for two T-legs	\$379	
ULW	Ultra Lightweight Top	\$201	
RAD	3" Radius Corners for 3MM Edge	\$212	per table
FTBH	All t-base bar height tables with flip top	\$318	



T-LEG TRAINING TABLE



T-LEG TRAINING TABLE WITH FLIP-TOP

ORDERING INFORMATION

- | | |
|-----------------|-------------------------------|
| 1) Series Name | 6) Laminate Selection and No. |
| 2) Model Number | 7) Edge Style Code and Color |
| 3) Size | 8) Wood Stain Color |
| 4) Quantity | 9) Optional Items |
| 5) Frame Color | |

TURNER TRAINING BASE SPECIFICATIONS

Turner T Base

Table Height	Table height is 29" to 30" depending on table top specified.
Column	2" round 14 gauge steel tubing (T-base)
Base	1" x 2" 14 gauge steel straight rectangular tubing 16" 22", 26" spreads with metal welded end caps.
Plate	8" x 8" square 12 gauge stamped steel 2" x 4" 12 gauge stamped steel (Flip-Top or Folding).
Glides	Manually adjustable zinc glides
Assembly	Top plate is welded to the vertical column and the vertical column is welded to the horizontal base plate. No tie rod assembly. Base mounts to tabletop with 1/4-20 x 1" machine screws into metal inserts in top. Stretcher steel bars are used on tops over 72" long.
Finish	Choice of standard powder coat colors – See "Color Selections" brochure.

Flip-Top Mechanism

Aluminum die-cast top plate and aluminum housing with single handle cable release.

Folding Mechanism

Nylon injection molded housing, cast aluminum pivot and metal locking slider. Rigid, taper locking design is activated by single lever that also locks in folded position.

TABLE TOP SPECIFICATIONS

Table Tops

Table top core is CARB Phase I & Phase II Compliant. Laminate, wood veneer and phenolic backing are glued with water based adhesives.

Ultra-Lightweight Table Tops

Ultra-lightweight tables have an exceptionally strong manufactured MDF top made from 100% recovered and recycled wood fiber with at least 25% post-industrial recycled fiber; the balance consisting of recovered waste fiber. Ultra-light tables are 18% lighter than standard tables.

FINISHES

Laminate/Veneer Selections

ERG offers over 1000 standard laminate choices from Nevamar, Wilsonart, Formica and Pionite. Wood veneer is available in transparent stain colors - custom stain matching available.

Edge Selections:


ERG offers a wide variety of table top edge materials including PVC, wood, aluminum and resin/urethane.

Special Edge Note: When ganging or butting tables together, ERG recommends using 3MM flat edge or flat wood edge. Square tables using PVC T-MOLD edge will have a 2" radius on all corners. Table Bases and Legs


OPTIONS

- CODE: FLIP-T - Flip-Top per table
- CODE: ASB - Anti-Sag Bar for tables under 72"
- CODE: FOLD - Lightweight Folding Leg Mechanism per table
- CODE: STH - Special Table Height (any table height other than 29")
- CODE: ULW - Ultra-lightweight table top
- CODE: CAS3 - 3" Mobile Casters
- CODE: GD - Ganging per table
- CODE: RAD - 3" Radius Corners for 3MM Edge
- CODE: FTBH - Flip top support bar for rectangular bar height tables (Maximum table top size 30x72)
- TABLE ACCESSORIES - Modesty Panels, Bridges, Grommets, Wire Management, Power & Communication Options, Table Dollies - see accessories online under the 'Products' tab

Note: When ordering modesty panel, table and panel must have 3MM edge.



LEG DETAIL



GLIDE DETAIL



CASTER DETAIL



FLIP-TOP DETAIL

MODEL / DESCRIPTION / LIST PRICING

TURNER | RECTANGLE

Model Number	TableTop Size	Shpg. Wght.	Base Spread	LAMINATETOPASSORTEDEGES							VENEERTOP	
				GRP1	GRP2	GRP3	GRP4	GRP5	GRP6	GRP7	GRP8	GRP9
TU1836	18X36	54	2-16"-T	\$755	\$771	\$865	\$945	\$1107	\$1243	\$1404	\$1976	\$2266
TU1848	18X48	61	2-16"-T	\$792	\$806	\$915	\$1005	\$1190	\$1341	\$1524	\$2095	\$2373
TU1860	18X60	68	2-16"-T	\$826	\$843	\$964	\$1066	\$1269	\$1439	\$1643	\$2212	\$2477
TU1872	18X72	75	2-16"-T	\$977	\$994	\$1127	\$1239	\$1464	\$1653	\$1877	\$2582	\$2924
TU1884	18X84	81	2-16"-T	\$1033	\$1054	\$1208	\$1338	\$1598	\$1814	\$2074	\$2775	\$3100
TU1896	18X96	88	2-16"-T	\$1097	\$1120	\$1284	\$1425	\$1706	\$1941	\$2222	\$2956	\$3292
TU2436	24X36	61	2-22"-T	\$816	\$834	\$949	\$1047	\$1245	\$1409	\$1610	\$2179	\$2447
TU2448	24X48	70	2-22"-T	\$860	\$880	\$1009	\$1124	\$1347	\$1535	\$1759	\$2328	\$2581
TU2460	24X60	79	2-22"-T	\$904	\$925	\$1072	\$1198	\$1450	\$1658	\$1910	\$2477	\$2716
TU2472	24X72	88	2-22"-T	\$1065	\$1085	\$1248	\$1389	\$1666	\$1897	\$2176	\$2878	\$3191
TU2484	24X84	97	2-22"-T	\$1131	\$1158	\$1343	\$1502	\$1821	\$2085	\$2405	\$3104	\$3394
TU2496	24X96	106	2-22"-T	\$1203	\$1232	\$1433	\$1605	\$1951	\$2239	\$2582	\$3316	\$3613
TU3036	30X36	68	2-22"-T	\$856	\$875	\$1005	\$1115	\$1338	\$1524	\$1746	\$2314	\$2568
TU3048	30X48	84	2-22"-T	\$910	\$930	\$1079	\$1206	\$1461	\$1672	\$1928	\$2495	\$2731
TU3060	30X60	90	2-22"-T	\$964	\$988	\$1155	\$1299	\$1584	\$1823	\$2109	\$2673	\$2894
TU3072	30X72	102	2-22"-T	\$1132	\$1158	\$1344	\$1504	\$1822	\$2087	\$2406	\$3105	\$3397
TU3084	30X84	113	2-26"-T	\$1209	\$1239	\$1452	\$1633	\$1997	\$2302	\$2668	\$3362	\$3627
TU3096	30X96	124	2-26"-T	\$1292	\$1323	\$1554	\$1754	\$2149	\$2480	\$2878	\$3606	\$3875
TU3648	36X48	88	2-26"-T	\$971	\$995	\$1166	\$1309	\$1601	\$1844	\$2135	\$2699	\$2915
TU3660	36X60	102	2-26"-T	\$1033	\$1061	\$1254	\$1419	\$1746	\$2020	\$2348	\$2910	\$3105
TU3672	36X72	115	2-26"-T	\$1211	\$1242	\$1455	\$1638	\$2004	\$2310	\$2675	\$3373	\$3635
TU3684	36X84	129	2-26"-T	\$1298	\$1331	\$1575	\$1784	\$2202	\$2550	\$2967	\$3660	\$3896
TU3696	36X96	142	2-26"-T	\$1389	\$1426	\$1693	\$1920	\$2375	\$2755	\$3210	\$3933	\$4171

TURNER | SECTIONAL | HALFRound

Model Number	TableTop Size	Shpg. Wght.	Base Spread	LAMINATETOPASSORTEDEGES							VENEERTOP	
				GRP1	GRP2	GRP3	GRP4	GRP5	GRP6	GRP7	GRP8	GRP9
TUHR2448	24X48	70	2-16T	\$1153	\$1184	\$1421	\$1618	\$2019	\$2351	\$2751	\$3308	\$3464
TUHR3060	30X60	90	2-22T	\$1246	\$1284	\$1551	\$1780	\$2235	\$2618	\$3073	\$3626	\$3749
TUHR3672	36X72	115	2-26T	\$1486	\$1529	\$1841	\$2106	\$2636	\$3079	\$3609	\$4295	\$4466

Note: FTBH option is required with STH option when ordering rectangle flip-top tables over 29" table height.

OPTIONS

Add upcharge to list price and code to model number

FLIP-T	Flip-Top for two t-legs	\$379	
ASB	Anti-Sag Bar for tables under 72"	\$85	
FOLD	Lightweight Folding Leg Mechanism per table	\$316	
STH	Special Table Height (other than 29")	\$159	per leg
ULW	Ultra-lightweight table top	\$201	

CAS3	3" Mobile Casters (2 Casters per leg)	\$27	ea.
GD	Ganging per table	\$101	
RAD	3" Radius Corners for 3MM Edge	\$212	per table
FTBH	All t-base bar height tables with flip top	\$318	



VALENCIA TABLE OF CONTENTS

Valencia Specifications.....	2
Options.....	3
Valencia Standard Seat Pricing.....	4
Valencia Boxcar Seat Pricing.....	6
Valencia Multiple Seat Pricing.....	8
Valencia Lounge Pricing.....	12
Valencia Occasional Table Specifications.....	14
Valencia Occasional Table Pricing.....	15



VALENCIA COLLECTION

Valencia offers stylish upholstered guest seating available in wood or metal frames with a choice of standard or boxcar seat cushion. This versatile line offers multiple, lounge and patient seating for a range of applications.



VALENCIA WOOD ARM CHAIR
FEATURING WALL SAVER DESIGN



VALENCIA METAL ARM CHAIR
WITH BOXCAR SEAT

ORDERING INFORMATION

To Order Please Specify:

- 1) Series Name
- 2) Model Number
- 3) Quantity
- 4) Arm Cap Selection / Finish
- 5) Frame Color / Finish
- 6) Fabric Grade & Number
- 7) Optional Items

VALENCIA GENERAL SPECIFICATIONS

Wood Frame Construction

All hardwood frame with built-in wall saver leg design.

Metal Frame Construction

Rectangular steel tubing, fully fabricated and welded with built-in wall saver leg design.

Back

Tongue & groove hardwood construction.
Webbing installed and high-resiliency foam bonded to wood frame.
Concealed back attachment to frame.

Seat

No-sag spring installed. Helicoil springs attached to spring and high resiliency foam is bonded to wood frame.

Metal Frame Underseat

Steel welded frame, welded to legs and metal apron.
Tested for 750 lbs single seat, 1000 lbs bariatric.

Wood Frame Underseat

Steel welded frame with machine screwed attached to wood frame.
Tested for 750 lbs single seat, 1000 lbs bariatric.

Upholstery

High resiliency foam is being used.
Adjustable glides optional.

Solid Surface

Stock solid surface top is available in:
Corian Bone, Bronzite, Glacier White, and Silver Grey.

COLORS / FINISHES

Metal Finish Colors:

Standard powder coat colors available.

Wood Stain Finish Colors:

All transparent wood stain colors available.

MULTIPLE SEATING

WOOD CHAIRS	WEIGHT LIMIT
Per Seat	350 lbs.
Bariatric	500 lbs.

METAL CHAIRS	WEIGHT LIMIT
Per Seat	500 lbs.
Bariatric	750 lbs.

LOUNGE

SOFT SEATING	WEIGHT LIMIT
1 Seat	500 lbs.
2 Seat	1000 lbs.
3 Seat	1500 lbs.



VALENCIA
FEATURES A
CLEAN OUT FOR
EASY CARE AND
MAINTENANCE

OPTIONS

- CODE: FR - CAL133 Fire Retardant (TB 133)
- CODE: MB - Moisture Barrier
- CODE: 2FO/C - Two Fabric Option (per seat)
- CODE: VMAC2 - Arm Caps, Black Polyurethane
- CODE: VMAC3 - Arm Caps, Charcoal Polyurethane
- CODE: VMAC4 - Arm Caps, White Solid Surface (Glacier White by Corian)
- CODE: VMAC5 - Arm Caps, Brown Solid Surface (Bronzite by Corian)
- CODE: VMAC7 - Arm Caps, Beige Solid Surface (Bone by Corian)
- CODE: VMAC8 - Arm Caps, Gray Solid Surface (Silver Grey by Corian)
- CODE: VMAC6 - Arm Caps, Solid Wood
- CODE: AG - Adjustable Glides
- CODE: FM - Floor Mount (metal frame only)

Note: The “VM” code is for both Metal and Wood Frame products.



DIMENSIONS	Arm Chair	Bariatric Chair
Seat Width:	19"	30"
Seat Depth:	19"	19"
Seat Height:	17.5"	17.5"
Back Height:	35"	35"
Arm Height:	25.5"	25.5"
Overall Width:	27"	35"
Overall Depth:	25"	25"
Qty./Wt. per carton:	1 ea./33 lbs.	1 ea./36 lbs.



VALENCIA METAL FRAME
BARIATRIC ARM CHAIR

MODEL / DESCRIPTION / LIST PRICING



3510M Metal Arm Chair - Standard Seat

COM Yardage: 2.25 Yds. Seat 1 Yd. / Back 1.25 Yds.

COM	GR1	GR2	GR3	GR4	GR5	GR6	GR7	GR8	GR9	GR10	LEA
\$1112	\$1190	\$1238	\$1288	\$1339	\$1393	\$1448	\$1507	\$1567	\$1629	\$1694	\$2003



3512M Metal Bariatric - Standard Seat

COM Yardage: 3. Yds. Seat 1.25 Yds. / Back 1.5 Yds.

COM	GR1	GR2	GR3	GR4	GR5	GR6	GR7	GR8	GR9	GR10	LEA
\$1318	\$1410	\$1468	\$1525	\$1586	\$1650	\$1717	\$1785	\$1856	\$1930	\$2007	\$2373

OPTIONS

Add upcharge to list price and code to model number

AG	Adjustable Glide	\$20	/pair
FR	CAL133 Fire Retardant (TB 133) per yard	\$95	/yd
MB	Moisture Barrier on seat	\$133	
2FO/C	2 Fabric Option	\$52	per seat
VMAC2	Polyurethane Arm Caps - Black	\$51	ea.

VMAC3	Polyurethane Arm Caps - Charcoal	\$51	ea.
VMAC4	Solid Surface Arm Caps - White	\$114	ea.
VMAC5	Solid Surface Arm Caps - Brown	\$114	ea.
VMAC6	Solid Wood Arm Caps	\$85	ea.
FM	Floor Mount - per unit	\$104	

DIMENSIONS	Arm Chair	Bariatric Chair
Seat Width:	19"	30"
Seat Depth:	19"	19"
Seat Height:	17.5"	17.5"
Back Height:	35"	35"
Arm Height:	25.5"	25.5"
Overall Width:	27"	35"
Overall Depth:	25"	25"
Qty./Wt. per carton:	1 ea./33 lbs.	1 ea./36 lbs.



VALENCIA WOOD FRAME
BARIATRIC

MODEL / DESCRIPTION / LIST PRICING



3510W Wood Arm Chair - Standard Seat

COM Yardage: 2.25 Yds. Seat 1 Yd. / Back 1.25 Yds.

COM	GR1	GR2	GR3	GR4	GR5	GR6	GR7	GR8	GR9	GR10	LEA
\$1028	\$1100	\$1144	\$1190	\$1238	\$1288	\$1338	\$1393	\$1448	\$1506	\$1567	\$1851



3512W Wood Bariatric Chair - Standard Seat

COM Yardage: 2.75 Yds. Seat 1.25 Yds. / Back 1.5 Yds.

COM	GR1	GR2	GR3	GR4	GR5	GR6	GR7	GR8	GR9	GR10	LEA
\$1234	\$1320	\$1373	\$1428	\$1485	\$1545	\$1607	\$1671	\$1738	\$1808	\$1880	\$2222

OPTIONS

Add upcharge to list price and code to model number

AG	Adjustable Glide	\$20	/pair
FR	CAL133 Fire Retardant (TB 133) per yard	\$95	/yd
MB	Moisture Barrier on seat	\$133	
2FO/C	2 Fabric Option	\$52	per seat

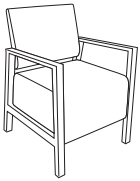
VMAC2	Polyurethane Arm Caps - Black	\$51	ea.
VMAC3	Polyurethane Arm Caps - Charcoal	\$51	ea.
VMAC4	Solid Surface Arm Caps - White	\$114	ea.
VMAC5	Solid Surface Arm Caps - Brown	\$114	ea.

DIMENSIONS	Arm Chair	Bariatric Chair
Seat Width:	19"	30"
Seat Depth:	19"	19"
Seat Height:	17.5"	17.5"
Back Height:	35"	35"
Arm Height:	25.5"	25.5"
Overall Width:	27"	35"
Overall Depth:	25"	25"
Qty./Wt. per carton:	1 ea./45 lbs.	1 ea./48 lbs.



VALENCIA METAL FRAME ARM CHAIR WITH BOXCAR SEAT

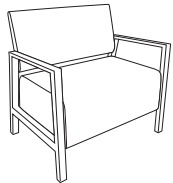
MODEL / DESCRIPTION / LIST PRICING



3520M Metal Arm Chair - Boxcar Seat

COM Yardage: 2.75 Yds. Seat 1.5 Yd. / Back 1.25 Yds.

COM	GR1	GR2	GR3	GR4	GR5	GR6	GR7	GR8	GR9	GR10	LEA
\$1476	\$1580	\$1643	\$1709	\$1777	\$1848	\$1922	\$1998	\$2080	\$2162	\$2248	\$2657



3522M Metal Arm Bariatric - Boxcar Seat

COM Yardage: 3.5 Yds. Seat 2 Yds. / Back 1.5 Yds.

COM	GR1	GR2	GR3	GR4	GR5	GR6	GR7	GR8	GR9	GR10	LEA
\$1681	\$1798	\$1870	\$1946	\$2023	\$2104	\$2188	\$2275	\$2367	\$2462	\$2560	\$3026

OPTIONS

Add upcharge to list price and code to model number

AG	Adjustable Glide	\$20	/pair
FR	CAL133 Fire Retardant (TB 133) per yard	\$95	/yd
MB	Moisture Barrier on seat	\$133	
2FO/C	2 Fabric Option	\$52	per seat
VMAC2	Polyurethane Arm Caps - Black	\$51	ea.

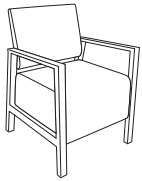
VMAC3	Polyurethane Arm Caps - Charcoal	\$51	ea.
VMAC4	Solid Surface Arm Caps - White	\$114	ea.
VMAC5	Solid Surface Arm Caps - Brown	\$114	ea.
VMAC6	Solid Wood Arm Caps	\$85	ea.
FM	Floor Mount - per unit	\$104	

DIMENSIONS	Arm Chair	Bariatric Chair
Seat Width:	19"	30"
Seat Depth:	19"	19"
Seat Height:	17.5"	17.5"
Back Height:	35"	35"
Arm Height:	25.5"	25.5"
Overall Width:	26"	35"
Overall Depth:	25"	25"
Qty./Wt. per carton:	1 ea./45 lbs.	1 ea./48 lbs.



VALENCIA WOOD FRAME ARM
CHAIR WITH BOXCAR SEAT

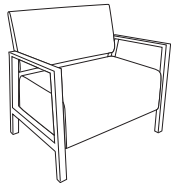
MODEL / DESCRIPTION / LIST PRICING



3520W Wood Arm Chair - Boxcar Seat

COM Yardage: 2.75 Yds. Seat 1.5 Yd. / Back 1.25 Yds.

COM	GR1	GR2	GR3	GR4	GR5	GR6	GR7	GR8	GR9	GR10	LEA
\$1393	\$1489	\$1549	\$1611	\$1675	\$1743	\$1812	\$1885	\$1960	\$2038	\$2120	\$2506



3522W Wood Arm Bariatric - Boxcar Seat

COM Yardage: 3.5 Yds. Seat 2 Yds. / Back 1.5 Yds.

COM	GR1	GR2	GR3	GR4	GR5	GR6	GR7	GR8	GR9	GR10	LEA
\$1601	\$1713	\$1782	\$1853	\$1926	\$2004	\$2084	\$2168	\$2255	\$2344	\$2438	\$2882

OPTIONS

Add upcharge to list price and code to model number

AG	Adjustable Glide	\$20	/pair
FR	CAL133 Fire Retardant (TB 133) per yard	\$95	/yd
MB	Moisture Barrier on seat	\$133	
2FO/C	2 Fabric Option	\$52	per seat
VMAC2	Polyurethane Arm Caps - Black	\$51	ea.

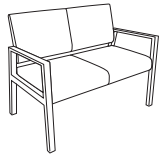
VMAC3	Polyurethane Arm Caps - Charcoal	\$51	ea.
VMAC4	Solid Surface Arm Caps - White	\$114	ea.
VMAC5	Solid Surface Arm Caps - Brown	\$114	ea.
VMAC6	Solid Wood Arm Caps	\$85	ea.

DIMENSIONS	Two Seat Lounge	Two Seat Center Arm	Three Seat Center Arms
Seat Width:	44"	19" ea.	19" ea.
Seat Depth:	19"	19"	19"
Seat Height:	17.5"	17.5"	17.5"
Back Height:	35"	35"	35"
Arm Height:	25.5"	25.5"	25.5"
Overall Width:	49"	51.5"	76"
Overall Depth:	28"	28"	28"
Qty./Wt. per carton:	1 ea./60 lbs.	1 ea./62 lbs.	1 ea./93 lbs.



VALENCIA METAL
TWO SEAT UNIT W/ CENTER ARM

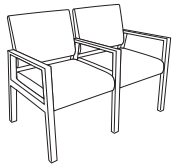
MODEL / DESCRIPTION / LIST PRICING



3514M Metal Two-Seat Lounge - Standard Seat

COM Yardage: 4 Yds. Seat 2 Yds. / Back 2 Yds.

COM	GR1	GR2	GR3	GR4	GR5	GR6	GR7	GR8	GR9	GR10	LEA
\$1885	\$2018	\$2098	\$2182	\$2269	\$2360	\$2454	\$2553	\$2654	\$2760	\$2871	\$3394

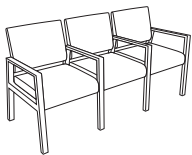


3515M Metal Two-Seat Lounge with Center Arm - Standard Seat

COM Yardage: 4 Yds. Seat 2 Yds. / Back 2 Yds.

COM	GR1	GR2	GR3	GR4	GR5	GR6	GR7	GR8	GR9	GR10	LEA
\$2026	\$2168	\$2255	\$2344	\$2438	\$2536	\$2638	\$2743	\$2853	\$2966	\$3086	\$3647

Note: unit has 3 pairs of legs



3516M Metal Three-Seat Lounge with Center Arms - Standard Seat

COM Yardage: 6 Yds. Seat 3 Yds. / Back 3 Yds.

COM	GR1	GR2	GR3	GR4	GR5	GR6	GR7	GR8	GR9	GR10	LEA
\$2848	\$3047	\$3169	\$3296	\$3428	\$3565	\$3707	\$3855	\$4010	\$4170	\$4337	\$5126

Note: unit has 4 pairs of legs

OPTIONS

Add upcharge to list price and code to model number

AG	Adjustable Glide	\$20	/pair
FR	CAL133 Fire Retardant (TB 133) per yard	\$95	/yd
MB	Moisture Barrier on seat	\$133	
2FO/C	2 Fabric Option	\$52	per seat
VMAC2	Polyurethane Arm Caps - Black	\$51	ea.

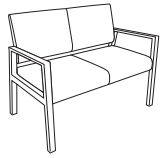
VMAC3	Polyurethane Arm Caps - Charcoal	\$51	ea.
VMAC4	Solid Surface Arm Caps - White	\$114	ea.
VMAC5	Solid Surface Arm Caps - Brown	\$114	ea.
VMAC6	Solid Wood Arm Caps	\$85	ea.
FM	Floor Mount - per unit	\$104	

DIMENSIONS	Two Seat Lounge	Two Seat Center Arm	Three Seat Lounge
Seat Width:	44"	19" ea.	19" ea.
Seat Depth:	19"	19"	19"
Seat Height:	17.5"	17.5"	17.5"
Back Height:	35"	35"	35"
Arm Height:	25.5"	25.5"	25.5"
Overall Width:	49"	51.5"	76"
Overall Depth:	28"	28"	28"
Qty./Wt. per carton:	1 ea./60 lbs.	1 ea./62 lbs.	1 ea./93 lbs.



VALENCIA WOOD
THREE SEAT UNIT

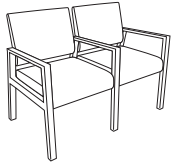
MODEL / DESCRIPTION / LIST PRICING



3514W Wood Two-Seat - Standard Seat

COM Yardage: 4.5 Yds. Seat 2 Yds. / Back 2.5 Yds.

COM	GR1	GR2	GR3	GR4	GR5	GR6	GR7	GR8	GR9	GR10	LEA
\$1799	\$1925	\$2003	\$2083	\$2166	\$2254	\$2343	\$2436	\$2534	\$2635	\$2741	\$3239

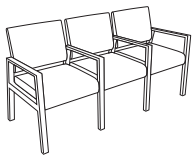


3515W Wood Two-Seat with Center Arm - Standard Seat

COM Yardage: 4.5 Yds. Seat 2 Yds. / Back 2.5 Yds.

COM	GR1	GR2	GR3	GR4	GR5	GR6	GR7	GR8	GR9	GR10	LEA
\$1903	\$2035	\$2118	\$2201	\$2291	\$2381	\$2477	\$2575	\$2679	\$2786	\$2897	\$3425

Note: unit has 3 pairs of legs



3516W Wood Three-Seat with Center Arms - Standard Seat

COM Yardage: 6 Yds. Seat 3 Yds. / Back 3 Yds.

COM	GR1	GR2	GR3	GR4	GR5	GR6	GR7	GR8	GR9	GR10	LEA
\$2674	\$2860	\$2976	\$3094	\$3219	\$3346	\$3480	\$3619	\$3765	\$3916	\$4072	\$4813

Note: unit has 4 pairs of legs

OPTIONS

Add upcharge to list price and code to model number

AG	Adjustable Glide	\$20	/pair
FR	CAL133 Fire Retardant (TB 133) per yard	\$95	/yd
MB	Moisture Barrier on seat	\$133	
2FO/C	2 Fabric Option	\$52	per seat

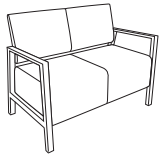
VMAC2	Polyurethane Arm Caps - Black	\$51	ea.
VMAC3	Polyurethane Arm Caps - Charcoal	\$51	ea.
VMAC4	Solid Surface Arm Caps - White	\$114	ea.
VMAC5	Solid Surface Arm Caps - Brown	\$114	ea.

DIMENSIONS	Two Seat Lounge	Two Seat Center Arm	Three Seat Lounge
Seat Width:	44"	19" ea.	19" ea.
Seat Depth:	19"	19"	19"
Seat Height:	17.5"	17.5"	17.5"
Back Height:	35"	35"	35"
Arm Height:	25.5"	25.5"	25.5"
Overall Width:	49"	51.5"	76"
Overall Depth:	28"	28"	28"
Qty./Wt. per carton:	1 ea./90 lbs.	1 ea./92 lbs.	1 ea./135 lbs.



VALENCIA METAL
THREE SEAT UNIT WITH BOXCAR SEAT

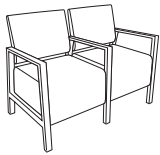
MODEL / DESCRIPTION / LIST PRICING



3524M Metal Two-Seat Lounge - Boxcar Seat

COM Yardage: 5.5 Yds. Seat 3 Yds. / Back 2.5 Yds.

COM	GR1	GR2	GR3	GR4	GR5	GR6	GR7	GR8	GR9	GR10	LEA
\$2322	\$2484	\$2584	\$2687	\$2794	\$2907	\$3022	\$3144	\$3269	\$3401	\$3537	\$4180

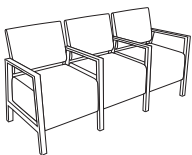


3525M Metal Two-Seat Lounge with Center Arm - Boxcar Seat

COM Yardage: 5.5 Yds. Seat 3 Yds. / Back 2.5 Yds.

COM	GR1	GR2	GR3	GR4	GR5	GR6	GR7	GR8	GR9	GR10	LEA
\$2533	\$2709	\$2818	\$2930	\$3048	\$3169	\$3296	\$3429	\$3566	\$3708	\$3856	\$4558

Note: unit has 3 pairs of legs



3526M Metal Three-Seat Lounge with Center Arms - Boxcar Seat

COM Yardage: 7.5 Yds. Seat 4.5 Yds. / Back 3 Yds.

COM	GR1	GR2	GR3	GR4	GR5	GR6	GR7	GR8	GR9	GR10	LEA
\$3453	\$3694	\$3841	\$3994	\$4154	\$4321	\$4493	\$4674	\$4861	\$5054	\$5256	\$6213

Note: unit has 4 pairs of legs

OPTIONS

Add upcharge to list price and code to model number

AG	Adjustable Glide	\$20	/pair
FR	CAL133 Fire Retardant (TB 133) per yard	\$95	/yd
MB	Moisture Barrier on seat	\$133	
2FO/C	2 Fabric Option	\$52	per seat
VMAC2	Polyurethane Arm Caps - Black	\$51	ea.

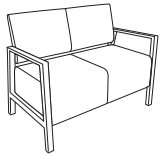
VMAC3	Polyurethane Arm Caps - Charcoal	\$51	ea.
VMAC4	Solid Surface Arm Caps - White	\$114	ea.
VMAC5	Solid Surface Arm Caps - Brown	\$114	ea.
VMAC6	Solid Wood Arm Caps	\$85	ea.
FM	Floor Mount - per unit	\$104	

DIMENSIONS	Two Seat Lounge	Two Seat Center Arm	Three Seat Lounge
Seat Width:	44"	19" ea.	19" ea.
Seat Depth:	19"	19"	19"
Seat Height:	17.5"	17.5"	17.5"
Back Height:	35"	35"	35"
Arm Height:	25.5"	25.5"	25.5"
Overall Width:	49"	51.5"	76"
Overall Depth:	28"	28"	28"
Qty./Wt. per carton:	1 ea./90 lbs.	1 ea./92 lbs.	1 ea./135 lbs.



VALENCIA WOOD TWO SEAT UNIT WITH BOXCAR SEAT

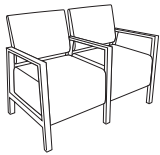
MODEL / DESCRIPTION / LIST PRICING



3524W Wood Two-Seat - Boxcar Seat

COM Yardage: 5.5 Yds. Seat 3 Yds. / Back 2.5 Yds.

COM	GR1	GR2	GR3	GR4	GR5	GR6	GR7	GR8	GR9	GR10	LEA
\$2158	\$2309	\$2402	\$2497	\$2597	\$2702	\$2809	\$2921	\$3039	\$3160	\$3286	\$3884

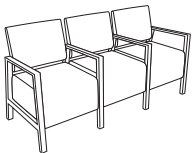


3525W Wood Two-Seat with Center Arm - Boxcar Seat

COM Yardage: 5.5 Yds. Seat 3 Yds. / Back 2.5 Yds.

COM	GR1	GR2	GR3	GR4	GR5	GR6	GR7	GR8	GR9	GR10	LEA
\$2367	\$2533	\$2634	\$2740	\$2848	\$2963	\$3081	\$3204	\$3332	\$3466	\$3604	\$4259

Note: unit has 3 pairs of legs



3526W Wood Three-Seat with Center Arms - Boxcar Seat

COM Yardage: 7.5 Yds. Seat 4.5 Yds. / Back 3 Yds.

COM	GR1	GR2	GR3	GR4	GR5	GR6	GR7	GR8	GR9	GR10	LEA
\$3202	\$3427	\$3564	\$3706	\$3854	\$4008	\$4168	\$4334	\$4508	\$4689	\$4876	\$5764

Note: unit has 4 pairs of legs

OPTIONS

Add upcharge to list price and code to model number

AG	Adjustable Glide	\$20	/pair
FR	CAL133 Fire Retardant (TB 133) per yard	\$95	/yd
MB	Moisture Barrier on seat	\$133	
2FO/C	2 Fabric Option	\$52	per seat

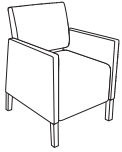
VMAC2	Polyurethane Arm Caps - Black	\$51	ea.
VMAC3	Polyurethane Arm Caps - Charcoal	\$51	ea.
VMAC4	Solid Surface Arm Caps - White	\$114	ea.
VMAC5	Solid Surface Arm Caps - Brown	\$114	ea.

DIMENSIONS	Single Seat Lounge	Bariatric Lounge	Two Seat Lounge
Seat Width:	22"	30"	44"
Seat Depth:	19"	19"	19"
Seat Height:	17.5"	17.5"	17.5"
Back Height:	35"	35"	35"
Arm Height:	25.5"	25.5"	25.5"
Overall Width:	27"	35"	49"
Overall Depth:	28"	28"	28"
Qty./Wt. per carton:	1 ea./60 lbs.	1 ea./62 lbs.	1 ea./93 lbs.



VALENCIA METAL FRAME
UPHOLSTERED LOUNGE

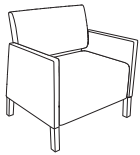
MODEL / DESCRIPTION / LIST PRICING



3530M Metal Single Seat Lounge

COM Yardage: 5.75 Yds. Seat 1.5 Yds. / Back 1.25 Yds. / Arms: 3 Yds.

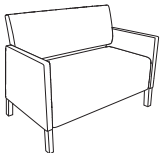
COM	GR1	GR2	GR3	GR4	GR5	GR6	GR7	GR8	GR9	GR10	LEA
\$1701	\$1820	\$1893	\$1968	\$2047	\$2129	\$2213	\$2303	\$2395	\$2492	\$2590	\$3061



3531M Metal Bariatric Lounge

COM Yardage: 6.5 Yds. Seat 2 Yds. / Back 1.5 Yds. / Arms: 3 Yds.

COM	GR1	GR2	GR3	GR4	GR5	GR6	GR7	GR8	GR9	GR10	LEA
\$1998	\$2138	\$2224	\$2312	\$2405	\$2502	\$2602	\$2706	\$2814	\$2927	\$3044	\$3597



3532M Metal Two Seat Lounge

COM Yardage: 7.5 Yds. Seat 2.5 Yds. / Back 2 Yds. / Arms: 3 Yds.

COM	GR1	GR2	GR3	GR4	GR5	GR6	GR7	GR8	GR9	GR10	LEA
\$2872	\$3072	\$3196	\$3323	\$3457	\$3595	\$3739	\$3888	\$4044	\$4205	\$4374	\$5169

OPTIONS

Add upcharge to list price and code to model number

AG	Adjustable Glide	\$20	/pair
FR	CAL133 Fire Retardant (TB 133) per yard	\$95	/yd
MB	Moisture Barrier on seat	\$133	
2FO/C	2 Fabric Option	\$52	per seat
VMAC2	Polyurethane Arm Caps - Black	\$51	ea.

VMAC3	Polyurethane Arm Caps - Charcoal	\$51	ea.
VMAC4	Solid Surface Arm Caps - White	\$114	ea.
VMAC5	Solid Surface Arm Caps - Brown	\$114	ea.
VMAC6	Solid Wood Arm Caps	\$85	ea.
FM	Floor Mount - per unit	\$104	

DIMENSIONS	Single Seat Lounge	Bariatric Lounge	Two Seat Lounge
Seat Width:	22"	30"	44"
Seat Depth:	19"	19"	19"
Seat Height:	17.5"	17.5"	17.5"
Back Height:	35"	35"	35"
Arm Height:	25.5"	25.5"	25.5"
Overall Width:	27"	35"	49"
Overall Depth:	28"	28"	28"
Qty./Wt. per carton:	1 ea./60 lbs.	1 ea./62 lbs.	1 ea./93 lbs.



VALENCIA WOOD FRAME
UPHOLSTERED BARIATRIC LOUNGE

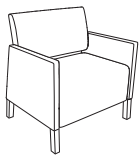
MODEL / DESCRIPTION / LIST PRICING



3530W Wood Single Seat Lounge

COM Yardage: 5.75 Yds. Seat 1.5 Yds. / Back 1.25 Yds. / Arms: 3 Yds.


COM	GR1	GR2	GR3	GR4	GR5	GR6	GR7	GR8	GR9	GR10	LEA
\$1673	\$1789	\$1861	\$1935	\$2013	\$2094	\$2178	\$2265	\$2356	\$2449	\$2547	\$3011



3531W Wood Bariatric Lounge

COM Yardage: 6.5 Yds. Seat 2 Yds. / Back 1.5 Yds. / Arms: 3 Yds.

COM	GR1	GR2	GR3	GR4	GR5	GR6	GR7	GR8	GR9	GR10	LEA
\$1970	\$2108	\$2193	\$2280	\$2371	\$2467	\$2566	\$2668	\$2774	\$2885	\$3001	\$3546



3532W Wood Two Seat Lounge

COM Yardage: 7.5 Yds. Seat 2.5 Yds. / Back 2 Yds. / Arms: 3 Yds.

COM	GR1	GR2	GR3	GR4	GR5	GR6	GR7	GR8	GR9	GR10	LEA
\$2844	\$3043	\$3165	\$3291	\$3423	\$3560	\$3703	\$3850	\$4005	\$4164	\$4331	\$5118

OPTIONS

Add upcharge to list price and code to model number

AG	Adjustable Glide	\$20	/pair
FR	CAL133 Fire Retardant (TB 133) per yard	\$95	/yd
MB	Moisture Barrier on seat	\$133	
2FO/C	2 Fabric Option	\$52	per seat
VMAC2	Polyurethane Arm Caps - Black	\$51	ea.

VMAC3	Polyurethane Arm Caps - Charcoal	\$51	ea.
VMAC4	Solid Surface Arm Caps - White	\$114	ea.
VMAC5	Solid Surface Arm Caps - Brown	\$114	ea.
VMAC6	Solid Wood Arm Caps	\$85	ea.



VALENCIA OCCASIONAL TABLES

Valencia offers your choice of laminate or wood table tops built on a solid Maple or fully welded metal frame. Valencia table designs coordinate perfectly with Valencia series seating.



WOOD FRAME COFFEE TABLE



METAL FRAME END TABLE
SOLID SURFACE TOP

ORDERING INFORMATION

To Order Please Specify:

- 1) Series Name
- 2) Model Number
- 3) Quantity
- 4) Select Table Top Material
- 5) Edge Style Selection and Color
- 6) Wood Frame: Wood Stain Color(apron and legs)
- Metal Frame: Powder Coat Finish(apron and legs)

VALENCIA TABLE SPECIFICATIONS

Table Tops

Laminate or solid surface table tops are .75" overall thickness finished with high pressure laminate. Acrylic table tops are 1" overall thickness. ERG offers over 1000 standard laminate choices from Nevamar, Wilsonart, Formica and Pionite. Wood veneer may be stained in transparent wood stain colors.

Solid Surface top tables quoted upon request.

Metal Frame

Metal table legs are made of 14 gauge 1" x 2" steel tubing. Table frames are sandblasted and finished in your choice of standard powder coat colors.

Wood Frame

Frame and Legs are constructed of Maple, available in standard transparent wood stain colors. Legs have a tapered design.

COLORS / FINISHES

Metal Finish Colors:

Standard powder coat colors available.

Wood Stain Finish Colors:

All transparent wood stain colors available.



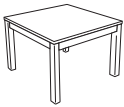


WOOD FRAME END TABLE






METAL FRAME COFFEE TABLE

MODEL / DESCRIPTION / LIST PRICING

VALENCIA METAL OCCASIONAL TABLES

	Model Number	Model Description	Table Top Size	Table Height	Table Top Shape	Shipping Weight	LAMINATE EDGE 2B OR 3A	WOOD VENEER EDGE 8G
	VAM24S	Occasional	24" x 24"	17"	square	50 lbs	\$1005	\$1269
	VAM24ST	Occasional	24" x 24"	21"	square	70 lbs	\$1077	\$1359
	VAM2448	Occasional	24" x 48"	17"	rectangular	85 lbs	\$1246	\$1544

VALENCIA WOOD OCCASIONAL TABLES

	Model Number	Model Description	Table Top Size	Table Height	Table Top Shape	Shipping Weight	LAMINATE EDGE 2B OR 3A	WOOD VENEER EDGE 8G
	VAW24S	Occasional	24" x 24"	17"	square	50 lbs	\$960	\$1224
	VAW24ST	Occasional	24" x 24"	21"	square	70 lbs	\$1033	\$1297
	VAW2448	Occasional	24" x 48"	17"	rectangular	85 lbs	\$1196	\$1482

VELLA COLLECTION

The Vella features a fully upholstered seat over a stylish cold injected urethane foam shell. Vella chairs are available with several base options and two back heights with finishes to accent your space. Vella chairs on a swivel 5-star base with casters are the perfect mobile lounge chair. Fully upholstered ottomans and occasional tables are also available as coordinating accents.



WOOD LEGS MID BACK WITH OTTOMAN



4-STAR SWIVEL BASE
HIGH BACK

ORDERING INFORMATION

To Order Please Specify:

- 1) Series Name
- 2) Model Number
- 3) Quantity
- 4) Fabric Grade and Number
- 5) Wood Stain (for wood legs)
- 6) Laminate Choice (table tops)
- 7) Optional Items
(Includes Tufting, Contrast Stitching and more)

SOFT SEATING	WEIGHT LIMIT
1 Seat	500 lbs.
2 Seat	1000 lbs.
3 Seat	1500 lbs.

VELLA GENERAL SPECIFICATIONS

Upholstery/Foam

- Cold injected urethane molded foam with inner steel welded frame. Also additional padding when needed!! Nice Sit!
- Vella is fully upholstered and available with fabric, crypton, vinyl or approved COM.
- 3" wide arm rest
- Tapered back design.
- Fabric must be pre-approved, please contact customer service.

Base Options

- 4-Star swivel base in black or polished chrome (28.5" diameter)
- Wood legs - Solid Beech wood tapered legs are stained in your choice of 19 standard colors. Standard attachment is white or optional black. 3/8" steel plate counterbalance is attached for stability.
- Factory installed glides
- 5-Star casters swivel base in polished chrome

Ottoman

- Fully upholstered or Fixed 18" diameter X-Base
- Black Textured or Polished Chrome X-Base finish

Occasional Tables

- Fully upholstered contoured base
- 3/4" thick laminate table top with exposed multi-ply edge

Graded-In & COM Fabric Testing

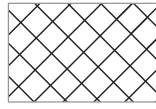
Due to the complexity of the upholstery process, please submit your Graded-in/COM for testing. A 10"x10" sample is required. **ALL FABRIC MUST BE PRE APPROVED.** Please see Approved Fabrics link under product webpage images.

OPTIONS

- CODE: FR - CAL 133 (TB 133) Fire Retardant
- CODE: MB - Moisture Barrier
- CODE: 2FO - Two Fabric Option (Ottoman Only)
- CODE: TFTV - Diamond Tufting for Vella
- CODE: VCS - Contrast Stitching for Vella
- CODE: VBL - Black Under Metal Frame (Wood Legs)

TUFTING

Vella series chairs are available with diamond tufting.




diamond




VELLA - DIAMOND TUFTING DETAIL

CONTRAST STITCHING


Vella series chairs are available with contrast stitching in several colors - recommended for use on vinyl and leather only.



WHITE STITCHING



RED STITCHING



SKY BLUE STITCHING

DIMENSIONS	4-Star Base High Back	4-Star Base Mid Back
Inside Width:	21.5"	21.5"
Seat Height:	17"	17"
Arm Height:	25"	25"
Overall Depth:	26"	26"
Overall Width:	27.5"	27.5"
Overall Height:	41.5"	34"
Qty./Wt. per carton:	1 ea./50 lbs.	1 ea./50 lbs.



MID BACK 4-STAR SWIVEL BASE
SHOWN IN POLISHED CHROME



HIGH BACK 4-STAR SWIVEL BASE
SHOWN IN BLACK

MODEL / DESCRIPTION / LIST PRICING



1990-N Mid Back - 4-Star Swivel Base (Black Textured)

COM Yardage: 2.5 yards

COM	GR1	GR2	GR3	GR4	GR5	GR6	GR7	GR8	GR9	GR10	LEA
\$2149	\$2300	\$2391	\$2487	\$2588	\$2690	\$2798	\$2910	\$3027	\$3148	\$3273	\$3870

1990 Mid Back - 4-Star Swivel Base (Polished Chrome)

COM Yardage: 2.5 yards

COM	GR1	GR2	GR3	GR4	GR5	GR6	GR7	GR8	GR9	GR10	LEA
\$2216	\$2371	\$2466	\$2565	\$2667	\$2774	\$2885	\$3000	\$3121	\$3245	\$3375	\$3988



1991-N High Back - 4-Star Swivel Base (Black Textured)

COM Yardage: 3 yards

COM	GR1	GR2	GR3	GR4	GR5	GR6	GR7	GR8	GR9	GR10	LEA
\$2282	\$2443	\$2540	\$2641	\$2747	\$2857	\$2971	\$3090	\$3213	\$3342	\$3476	\$4108

1991 High Back - 4-Star Swivel Base (Polished Chrome)

COM Yardage: 3 yards

COM	GR1	GR2	GR3	GR4	GR5	GR6	GR7	GR8	GR9	GR10	LEA
\$2349	\$2514	\$2614	\$2718	\$2827	\$2941	\$3057	\$3181	\$3307	\$3440	\$3577	\$4228



HIGH BACK AND X-BASE OTTOMAN
SHOWN IN BLACK

OPTIONS

Add upcharge to list price and code to model number

FR	CAL 133 (TB 133) Fire Retardant - per yard	\$95	/yd.
MB	Moisture Barrier - per seat	\$133	

TFTV	Vella Tufting - Diamond Pattern	\$158	
VCS	Vella Contrast Stitching	\$83	

DIMENSIONS	Ottoman 20"x20"
Overall Depth:	20"
Overall Width:	20"
Overall Height:	16"
Qty./Wt. per carton:	1 ea./20 lbs.



X-BASE OTTOMAN SHOWN IN BLACK



X-BASE OTTOMAN SHOWN IN
POLISHED CHROME

NOTE: X-Base ottoman does not swivel

MODEL / DESCRIPTION / LIST PRICING



1999-X X-Base Ottoman (Black Textured Fixed Base)

COM Yardage: Total: 1.5 Yds. / Sides: .75 Yds. / Top: .75 Yds.

COM	GR1	GR2	GR3	GR4	GR5	GR6	GR7	GR8	GR9	GR10	LEA
\$954	\$1020	\$1062	\$1104	\$1148	\$1194	\$1242	\$1292	\$1343	\$1396	\$1453	\$1717



1999-XC X-Base Ottoman (Polished Chrome Fixed Base)

COM Yardage: Total: 1.5 Yds. / Sides: .75 Yds. / Top: .75 Yds.

COM	GR1	GR2	GR3	GR4	GR5	GR6	GR7	GR8	GR9	GR10	LEA
\$976	\$1044	\$1086	\$1129	\$1174	\$1221	\$1270	\$1321	\$1373	\$1429	\$1486	\$1756

OPTIONS

Add upcharge to list price and code to model number

FR	CAL 133 (TB 133) Fire Retardant - per yard	\$95	/yd.
MB	Moisture Barrier - per ottoman	\$133	

VCS	Vella Contrast Stitching	\$83	
2FO	Two fabric option - Ottoman Only	\$104	

DIMENSIONS	Wood Legs High Back	Wood Legs Mid Back
Inside Width:	21"	21"
Seat Height:	17"	17"
Arm Height:	25.5"	25.5"
Overall Depth:	26"	26"
Overall Width:	27.5"	27.5"
Overall Height:	40"	34.5"
Qty./Wt. per carton:	1 ea./50 lbs.	1 ea./50 lbs.



MID BACK
WOOD LEGS

MODEL / DESCRIPTION / LIST PRICING



1994 Wood Legs / Fixed Seat - Mid Back

COM Yardage: 2.5 yards

COM	GR1	GR2	GR3	GR4	GR5	GR6	GR7	GR8	GR9	GR10	LEA
\$2451	\$2623	\$2728	\$2837	\$2951	\$3068	\$3192	\$3319	\$3452	\$3589	\$3733	\$4412



1995 Wood Legs / Fixed Seat - High Back

COM Yardage: 3 yards

COM	GR1	GR2	GR3	GR4	GR5	GR6	GR7	GR8	GR9	GR10	LEA
\$2547	\$2726	\$2835	\$2948	\$3066	\$3188	\$3316	\$3449	\$3587	\$3730	\$3879	\$4586



WHITE UNDER METAL
FRAME IS STANDARD

HIGH BACK WOOD LEGS
WITH OPTIONAL TUFTING

OPTIONS

Add upcharge to list price and code to model number

FR	CAL 133 (TB 133) Fire Retardant - per yard	\$95	/yd.
MB	Moisture Barrier - per seat	\$133	
TFTV	Vella Tufting - Diamond Pattern	\$158	

VCS	Vella Contrast Stitching	\$83	
VBL	Black Under Metal Frame (Wood Legs)	\$40	



MID BACK
5-STAR SWIVEL BASE

DIMENSIONS	Swivel Base High Back	Swivel Base Mid Back
Inside Width:	21"	21"
Seat Height:	18"-21"	18"-21"
Arm Height:	25.5"-30.5"	25.5"-30.5"
Overall Depth:	26"	26"
Overall Width:	27.5"	27.5"
Overall Height:	40"-45"	33.5"-38.5"
Qty./Wt. per carton:	1 ea./50 lbs.	1 ea./50 lbs.

MODEL / DESCRIPTION / LIST PRICING



1996 5-Star Swivel Base - Mid Back

COM Yardage: 2.5 yards

COM	GR1	GR2	GR3	GR4	GR5	GR6	GR7	GR8	GR9	GR10	LEA
\$2255	\$2413	\$2509	\$2609	\$2714	\$2823	\$2935	\$3053	\$3175	\$3303	\$3435	\$4059



1997 5-Star Swivel Base - High Back

COM Yardage: 3 yards

COM	GR1	GR2	GR3	GR4	GR5	GR6	GR7	GR8	GR9	GR10	LEA
\$2425	\$2595	\$2699	\$2807	\$2919	\$3036	\$3158	\$3283	\$3415	\$3551	\$3694	\$4365



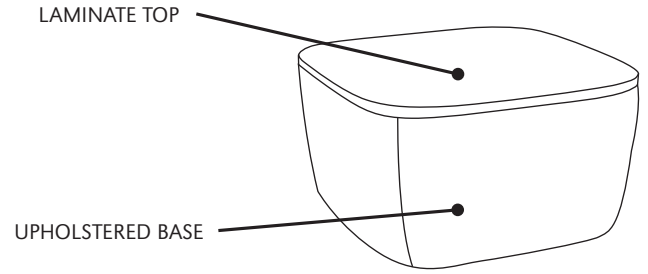
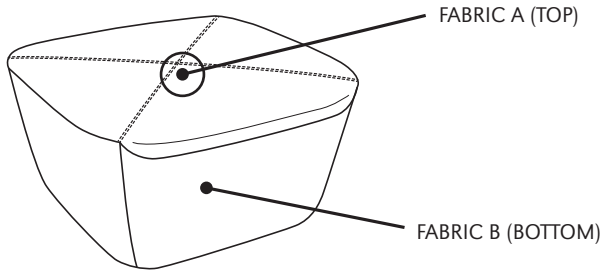
HIGH BACK
5-STAR SWIVEL BASE

OPTIONS

Add upcharge to list price and code to model number

FR	CAL 133 (TB 133) Fire Retardant - per yard	\$95	/yd.
MB	Moisture Barrier - per seat	\$133	

TFTV	Vella Tufting - Diamond Pattern	\$158	
VCS	Vella Contrast Stitching	\$83	



30 X 30 FULLY UPHOLSTERED OTTOMAN
WITH TWO FABRIC OPTION



30 X 30 UPHOLSTERED OCCASIONAL TABLE



DIMENSIONS	Ottoman 20"x17"	Ottoman 30" Sq.	Ottoman 42" Sq.	Ottoman 24"x42"
Overall Depth:	17"	30"	42"	24"
Overall Width:	20"	30"	42"	42"
Overall Height:	16"	16"	16"	16"
Qty./Wt. per carton:	1 ea./20 lbs.	1 ea./31 lbs.	1 ea./60 lbs.	1 ea./36 lbs.

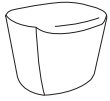


UPHOLSTERED OTTOMAN



STITCHING DETAIL

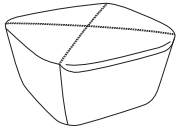
MODEL / DESCRIPTION / LIST PRICING



1999 Ottoman 20"x17"

COM Yardage: Total: 2 Yds. / Sides: 1.25 Yds. / Top: .75 Yds.

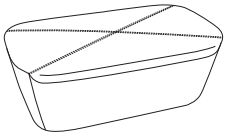
COM	GR1	GR2	GR3	GR4	GR5	GR6	GR7	GR8	GR9	GR10	LEA
\$929	\$994	\$1033	\$1075	\$1117	\$1162	\$1209	\$1258	\$1308	\$1360	\$1415	\$1672



1999-30 Ottoman 30" x 30"

COM Yardage: Total: 3.25 Yds. / Sides: 2 Yds. / Top: 1.25 Yds.

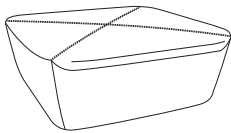
COM	GR1	GR2	GR3	GR4	GR5	GR6	GR7	GR8	GR9	GR10	LEA
\$1175	\$1257	\$1308	\$1360	\$1414	\$1470	\$1529	\$1590	\$1655	\$1721	\$1790	\$2115



1999-R Ottoman 24"x42"

COM Yardage: Total: 4 Yds. / Sides: 2.5 Yds. / Top: 1.5 Yds.

COM	GR1	GR2	GR3	GR4	GR5	GR6	GR7	GR8	GR9	GR10	LEA
\$1437	\$1537	\$1599	\$1662	\$1729	\$1799	\$1870	\$1945	\$2023	\$2104	\$2188	\$2585



1999-42 Ottoman 42" x 42"

COM Yardage: Total: 4.75 Yds. / Sides: 3 Yds. / Top: 1.75 Yds.

COM	GR1	GR2	GR3	GR4	GR5	GR6	GR7	GR8	GR9	GR10	LEA
\$1600	\$1712	\$1781	\$1852	\$1926	\$2003	\$2083	\$2167	\$2253	\$2344	\$2437	\$2880

NOTE: TOP "X" PATTERN IS STITCHING DESIGN

OPTIONS

Add upcharge to list price and code to model number

FR	CAL 133 (TB 133) Fire Retardant - per yard	\$95	/yd.
MB	Moisture Barrier - per ottoman	\$133	

VCS	Vella Contrast Stitching	\$158	
2FO	Two fabric option - Ottoman Only	\$83	

DIMENSIONS	Ottoman 20"x17"	Ottoman 30" Sq.	Ottoman 42" Sq.	Ottoman 24"x42"
Overall Depth:	17"	30"	42"	24"
Overall Width:	20"	30"	42"	42"
Overall Height:	17"	17"	17"	17"
Qty./Wt. per carton:	1 ea./50 lbs.	1 ea./50 lbs.	1 ea./50 lbs.	1 ea./50 lbs.

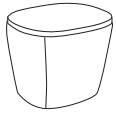


UPHOLSTERED OCCASIONAL TABLES

Laminate Top Note:

- Tops are 3/4" laminate
- Std with 4B multi-exposed core

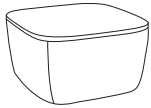
MODEL / DESCRIPTION / LIST PRICING



1998 Occasional Table 20"x17"

COM Yardage: 1.25 yards

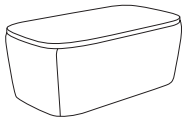
COM	GR1	GR2	GR3	GR4	GR5	GR6	GR7	GR8	GR9	GR10	LEA
\$1121	\$1200	\$1248	\$1298	\$1350	\$1404	\$1461	\$1518	\$1579	\$1642	\$1707	\$2019



1998-30 Occasional Table 30" x 30"

COM Yardage: 1.75 yards

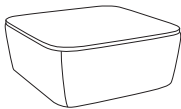
COM	GR1	GR2	GR3	GR4	GR5	GR6	GR7	GR8	GR9	GR10	LEA
\$1371	\$1467	\$1526	\$1587	\$1651	\$1717	\$1785	\$1856	\$1931	\$2008	\$2087	\$2468



1998-R Occasional Table 24"x42"

COM Yardage: 2.0 yards

COM	GR1	GR2	GR3	GR4	GR5	GR6	GR7	GR8	GR9	GR10	LEA
\$1658	\$1775	\$1845	\$1919	\$1996	\$2076	\$2159	\$2246	\$2335	\$2429	\$2526	\$2985



1998-42 Occasional Table 42" x 42"

COM Yardage: 2.5 yards

COM	GR1	GR2	GR3	GR4	GR5	GR6	GR7	GR8	GR9	GR10	LEA
\$1814	\$1941	\$2019	\$2099	\$2184	\$2271	\$2361	\$2456	\$2555	\$2657	\$2763	\$3266

OPTIONS

Add upcharge to list price and code to model number

FR	CAL 133 (TB 133) Fire Retardant - per yard	\$95	/yd.
MB	Moisture Barrier - per ottoman	\$133	

VCS	Vella Contrast Stitching	\$83	
-----	--------------------------	------	--



VENTURA TABLE OF CONTENTS

Ventura Specifications and Options	2
Ventura Guest Seat Pricing	4
Ventura Multiple Seat Pricing	6
Ventura Bench Specification and Options	8
Ventura Bench Pricing	10
Ventura Occasional Tables Specification and Options	11
Ventura Occasional Table Pricing	12
Ventura Configurations.....	14

VENTURA COLLECTION

Ventura offers stylish upholstered guest seating and is an environmentally preferred product.



VENTURA METAL



VENTURA WOOD

ORDERING INFORMATION

To Order Please Specify:

- 1) Series Name
- 2) Model Number
- 3) Quantity
- 4) Arm Cap Selection / Finish
- 5) Polyurethane Arm Cap
Black or Charcoal
- 6) Fabric Grade & Number
- 7) Optional Items
- 8) Wood Stain Finish Color
- 9) Frame Color / Finish

VENTURA GENERAL SPECIFICATIONS

Metal Frame Construction

1"x2" rectangular steel tubing, fabricated and all welded with built-in wall saver design.

Wood Frame Construction

All hardwood with built-in wall saver design. Tongue & groove hardwood construction.

Back

Webbing installed and high-resiliency foam bonded to wood frame. Concealed back attachment to frame.

Seat

No-sag spring installed. Helicoil springs attached to spring and high resiliency foam is bonded to metal frame.

Underseat

Metal - Steel welded frame, welded to legs and metal apron.
Wood - Steel welded frame with machine screws attached to wood frame.

Upholstery

High resiliency foam is being used. ERG uses only water based glues and adhesives in our upholstery process. Seat is covered in choice of fabric, vinyl, crypton, leather or COM. Adjustable glides installed.

COLORS / FINISHES

Metal Finish Colors:

Standard powder coat colors available.

Wood Stain for optional wood arm caps:

All transparent wood stain colors available.

Wood Frame Arm Caps:

Unit comes standard with poly arm caps

- Black
- Charcoal

**Standard Polyurethane Arm Caps
(Wood Frame Only)**



BLACK POLY ARM CAP – **VWAC2**



CHARCOAL POLY ARM CAP – **VWAC3**

MULTIPLE SEATING

WOOD CHAIRS	WEIGHT LIMIT
Per Seat	350 lbs.
Bariatric	500 lbs.
METAL CHAIRS	WEIGHT LIMIT
Per Seat	500 lbs.
Bariatric	750 lbs.

LOUNGE

SOFT SEATING	WEIGHT LIMIT
1 Seat	500 lbs.
2 Seat	1000 lbs.
3 Seat	1500 lbs.

OPTIONS

METAL FRAME (VM)

- CODE: FR - CAL 133 (TB 133) Fire Retardant
- CODE: MB - Moisture Barrier
- CODE: 2FO/C - Two Fabric Option (per seat)
- CODE: FM - Floor Mount
- CODE: VMAC2 - Arm Caps, Black Polyurethane
- CODE: VMAC3 - Arm Caps, Charcoal Polyurethane
- CODE: VMAC4 - Arm Caps, White Solid Surface (Glacier White by Corian)
- CODE: VMAC5 - Arm Caps, Brown Solid Surface (Bronzite by Corian)
- CODE: VMAC7 - Arm Caps, Beige Solid Surface (Bone by Corian)
- CODE: VMAC8 - Arm Caps, Gray Solid Surface (Silver Grey by Corian)
- CODE: VMAC6 - Arm Caps, Solid Wood

WOOD FRAME (VW)

- CODE: FR - CAL 133 (TB 133) Fire Retardant
- CODE: MB - Moisture Barrier
- CODE: 2FO/C - Two Fabric Option (per seat)
- CODE: FM - Floor Mount
- CODE: VWAC6 - Arm Cap, Wood
- CODE: AG - Adjustable Glides

METAL FRAME




BLACK POLYURETHANE
ARM CAP – **VMAC2**



CHARCOAL POLYURETHANE
ARM CAP – **VMAC3**



WHITE SOLID SURFACE
ARM CAP – **VMAC4**




BROWN SOLID SURFACE
ARM CAP – **VMAC5**



BEIGE SOLID SURFACE
ARM CAP – **VMAC7**



GRAY SOLID SURFACE
ARM CAP – **VMAC8**



WOOD ARM CAP
VMAC6

WOOD FRAME



WOOD ARM CAP
VWAC6



VENTURA METAL BARIATRIC
WITH ARM CAPS

DIMENSIONS	Arm Chair	Patient Back Chair	Bariatric Chair
Seat Width:	21"	21"	30"
Seat Depth:	19"	19"	19"
Seat Height:	18"	18"	18"
Back Height:	35"	45"	35"
Arm Height:	24.5"	24.5"	24.5"
Overall Width:	25"	25"	35"
Overall Depth:	27"	27"	27"
Qty./Wt. per carton:	1 ea./55 lbs.	1 ea./65 lbs.	1 ea./85 lbs.

MODEL / DESCRIPTION / LIST PRICING



3103 Metal - Arm Chair

COM Yardage: 2.25 Yds. Seat 1 Yd / Back 1.25 Yds.

COM	GR1	GR2	GR3	GR4	GR5	GR6	GR7	GR8	GR9	GR10	LEA
\$1383	\$1480	\$1539	\$1600	\$1665	\$1731	\$1800	\$1873	\$1947	\$2025	\$2105	\$2490



3105 Metal - Patient Back Arm Chair

COM Yardage: 2.75 Yds. Seat 1 Yd / Back 1.75 Yds.

COM	GR1	GR2	GR3	GR4	GR5	GR6	GR7	GR8	GR9	GR10	LEA
\$1600	\$1713	\$1781	\$1852	\$1926	\$2003	\$2084	\$2166	\$2253	\$2344	\$2437	\$2880



3104 Metal - Bariatric Arm Chair

COM Yardage: 3 Yds. Seat 1.5 Yd. / Back 1.5 Yds.

COM	GR1	GR2	GR3	GR4	GR5	GR6	GR7	GR8	GR9	GR10	LEA
\$1677	\$1794	\$1866	\$1940	\$2018	\$2099	\$2183	\$2271	\$2360	\$2455	\$2554	\$3017

OPTIONS

Add upcharge to list price and code to model number

FR	CAL 133 (TB 133) Fire Retardant per yard	\$95	/yd
MB	Moisture Barrier on seat	\$133	
2FO/C	2 Fabric Option	\$52	per seat
VMAC2	Polyurethane Arm Caps - Black	\$51	ea.
VMAC3	Polyurethane Arm Caps - Charcoal	\$51	ea.
VMAC4	Solid Surface Arm Caps - White	\$114	ea.

VMAC5	Solid Surface Arm Caps - Brown	\$114	ea.
VMAC7	Solid Surface Arm Caps - Beige	\$114	ea.
VMAC8	Solid Surface Arm Caps - Gray	\$114	ea.
VMAC6	Solid Wood Arm Caps	\$85	ea.
FM	Floor Mount	\$104	

DIMENSIONS	Arm Chair	Bariatric Chair	Patient Back Chair
Seat Width:	21"	30"	21"
Seat Depth:	19"	19"	19"
Seat Height:	17.5"	17.5"	17.5"
Back Height:	35"	35"	45"
Arm Height:	25"	25"	25"
Overall Width:	26"	35"	26"
Overall Depth:	25"	25"	25"
Qty./Wt. per carton:	1 ea./36 lbs.	1 ea./47 lbs.	1 ea./53 lbs.



VENTURA BARIATRIC
WITH OPTIONAL
WOOD ARM CAPS

MODEL / DESCRIPTION / LIST PRICING



3021 Wood Arm Chair

COM Yardage: 2.25 Yds. Seat 1 Yd. / Back 1.25 Yds.

COM	GR1	GR2	GR3	GR4	GR5	GR6	GR7	GR8	GR9	GR10	LEA
\$1054	\$1127	\$1173	\$1220	\$1269	\$1319	\$1372	\$1426	\$1484	\$1543	\$1605	\$1897



3024 Wood Patient Back Arm Chair

COM Yardage: 2.75 Yds. Seat 1 Yd. / Back 1.75 Yds.

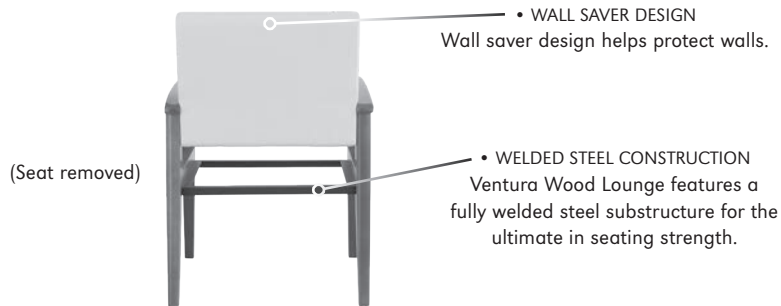
COM	GR1	GR2	GR3	GR4	GR5	GR6	GR7	GR8	GR9	GR10	LEA
\$1212	\$1296	\$1348	\$1401	\$1459	\$1517	\$1578	\$1640	\$1706	\$1775	\$1845	\$2182



3021BAR Wood Bariatric

COM Yardage: 3 Yds. Seat 1.5 Yds. / Back 1.5 Yds.

COM	GR1	GR2	GR3	GR4	GR5	GR6	GR7	GR8	GR9	GR10	LEA
\$1520	\$1627	\$1691	\$1758	\$1830	\$1902	\$1979	\$2058	\$2140	\$2226	\$2314	\$2736



OPTIONS

Add upcharge to list price and code to model number

AG	Adjustable Glide	\$20	/pair
FR	CAL 133 (TB 133) Fire Retardant per yard	\$95	/yd
MB	Moisture Barrier on seat	\$133	
2FO/C	2 Fabric Option	\$52	per seat

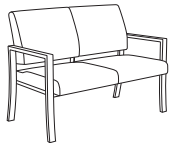
VWAC2	Polyurethane Arm Caps - Black	-	
VWAC3	Polyurethane Arm Caps - Charcoal	-	
VWAC6	Solid Wood Arm Caps	\$85	ea.



VENTURA METAL TWO-SEAT LOUNGE
WITH DIVIDING ARM AND OPTIONAL ARM CAPS

DIMENSIONS	Two Seat Lounge	Two Seat Center Arm	Three Seat Lounge	Three Seat Center Arms
Seat Width:	42"	21" ea.	63"	21" ea.
Seat Depth:	19"	19"	19"	19"
Seat Height:	18"	18"	18"	18"
Back Height:	35"	35"	35"	35"
Overall Width:	46"	48"	67"	71"
Overall Depth:	27"	27"	27"	27"
Qty./Wt. per carton:	1 ea./100 lbs.	1 ea./110 lbs.	1 ea./150 lbs.	1 ea./150 lbs.

MODEL / DESCRIPTION / LIST PRICING

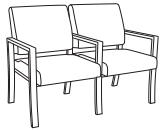


3106 Metal - 2-Seat Lounge

COM Yardage: 4 Yds. Seat 2 Yd. / Back 2 Yds.

COM	GR1	GR2	GR3	GR4	GR5	GR6	GR7	GR8	GR9	GR10	LEA
\$2449	\$2620	\$2725	\$2834	\$2948	\$3065	\$3188	\$3315	\$3448	\$3585	\$3729	\$4408

COM Yardage (Optional two fabrics): Backs: 1.5 Yds / Seats: 1.5 Yds

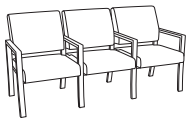


3108 Metal - 2-Seat Lounge w/Dividing Arms

COM Yardage: 4 Yds. Seat 2 Yd. / Back 2 Yds.

COM	GR1	GR2	GR3	GR4	GR5	GR6	GR7	GR8	GR9	GR10	LEA
\$2557	\$2736	\$2845	\$2960	\$3077	\$3201	\$3328	\$3462	\$3600	\$3744	\$3893	\$4603

COM Yardage (Optional two fabrics): Backs: 2 Yds / Seats: 1.5 Yds

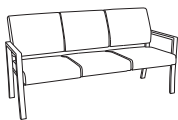


3110 Metal - 3-Seat Lounge w/Dividing Arms

COM Yardage: 5 Yds. Seat 2.5 Yd. / Back 2.5 Yds.

COM	GR1	GR2	GR3	GR4	GR5	GR6	GR7	GR8	GR9	GR10	LEA
\$3871	\$4142	\$4308	\$4481	\$4659	\$4846	\$5040	\$5242	\$5451	\$5670	\$5896	\$6969

COM Yardage (Optional two fabrics): Backs: 2.75 Yds / Seats: 2.5 Yds



3111 Metal - 3-Seat Lounge

COM Yardage: 5 Yds. Seat 2.5 Yd. / Back 2.5 Yds.

COM	GR1	GR2	GR3	GR4	GR5	GR6	GR7	GR8	GR9	GR10	LEA
\$3690	\$3948	\$4106	\$4271	\$4440	\$4619	\$4803	\$4995	\$5196	\$5403	\$5619	\$6641

COM Yardage (Optional two fabrics): Backs: 2.75 Yds / Seats: 2.5 Yds

OPTIONS

Add upcharge to list price and code to model number

FR	CAL 133 (TB 133) Fire Retardant per yard	\$95	/yd
MB	Moisture Barrier on seat	\$133	
VMAC2	Polyurethane Arm Caps - Black	\$51	ea.
VMAC3	Polyurethane Arm Caps - Charcoal	\$51	ea.
VMAC4	Solid Surface Arm Caps - White	\$114	ea.
VMAC5	Solid Surface Arm Caps - Brown	\$114	ea.

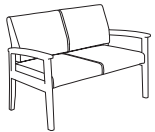
VMAC7	Solid Surface Arm Caps - Beige	\$114	ea.
VMAC8	Solid Surface Arm Caps - Gray	\$114	ea.
VMAC6	Solid Wood Arm Caps	\$85	ea.
FM	Floor Mount	\$104	per unit
2FO/C	2 Fabric Option	\$52	per seat

DIMENSIONS	Two Seat Lounge	Two Seat Center Arm	Three Seat Lounge
Seat Width:	21"	21"	21"
Seat Depth:	19"	19"	19"
Seat Height:	17.5"	17.5"	17.5"
Back Height:	35"	35"	35"
Arm Height:	25.5"	25.5"	25.5"
Overall Width:	46"	48"	70.5"
Overall Depth:	28"	28"	28"
Qty./Wt. per carton:	1 ea./60 lbs.	1 ea./62 lbs.	1 ea./93 lbs.



VENTURA THREE-SEAT LOUNGE

MODEL / DESCRIPTION / LIST PRICING

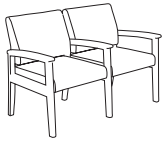


3022 Wood Two-Seat Lounge

COM Yardage: 4 Yds. Seat 2 Yds. / Back 2 Yds.

COM	GR1	GR2	GR3	GR4	GR5	GR6	GR7	GR8	GR9	GR10	LEA
\$1930	\$2066	\$2148	\$2234	\$2324	\$2416	\$2512	\$2614	\$2718	\$2827	\$2940	\$3474

COM Yardage (Optional two fabrics): Back: 2 Yds / Seat: 1.5 Yds

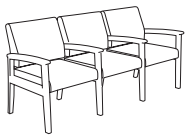


3023 Wood Two-Seat Lounge with Dividing Arm

COM Yardage: 4 Yds. Seat 2 Yd. / Back 2 Yds.

COM	GR1	GR2	GR3	GR4	GR5	GR6	GR7	GR8	GR9	GR10	LEA
\$2058	\$2202	\$2290	\$2382	\$2478	\$2577	\$2680	\$2787	\$2898	\$3013	\$3134	\$3705

COM Yardage (Optional two fabrics): Back: 2 Yds / Seat: 1.5 Yds

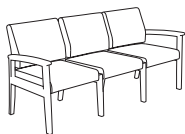


3025 Wood Three-Seat Lounge with Dividing Arms

COM Yardage: 5 Yds. Seat 2.5 Yds. / Back 2.5 Yds.

COM	GR1	GR2	GR3	GR4	GR5	GR6	GR7	GR8	GR9	GR10	LEA
\$3023	\$3234	\$3364	\$3499	\$3639	\$3784	\$3936	\$4092	\$4257	\$4427	\$4604	\$5441

COM Yardage (Optional two fabrics): Back: 2.75 Yds / Seat: 2.5 Yds



3026 Wood Three-Seat Lounge

COM Yardage: 5 Yds. Seat 2.5 Yd. / Back 2.5 Yds.

COM	GR1	GR2	GR3	GR4	GR5	GR6	GR7	GR8	GR9	GR10	LEA
\$3509	\$3755	\$3905	\$4061	\$4223	\$4392	\$4568	\$4751	\$4941	\$5138	\$5344	\$6316

COM Yardage (Optional two fabrics): Back: 2.75 Yds / Seat: 2.5 Yds

OPTIONS

Add upcharge to list price and code to model number

AG	Adjustable Glide	\$20	/pair
FR	CAL 133 (TB 133) Fire Retardant per yard	\$95	/yd
MB	Moisture Barrier on seat	\$133	
2FO/C	2 Fabric Option	\$52	per seat

VWAC2	Polyurethane Arm Caps - Black	-	
VWAC3	Polyurethane Arm Caps - Charcoal	-	
VWAC6	Wood Arm Caps	\$85	ea.

VENTURA BENCH

The Ventura Bench features two and three seat benches on substantial metal frames. Optional On-Line Tables can replace upholstered seat unit. Bench seating with your choice of fabric, metal frame finish. Ideal for high use waiting areas.



METAL FRAME
3 SEAT WITH OPTIONAL
WOOD ARM CAPS

ORDERING INFORMATION

To Order Please Specify:

- | | |
|-------------------------------|--------------------------|
| 1) Series Name | 5) Frame Color / Finish |
| 2) Model Number | 6) Fabric Grade & Number |
| 3) Quantity | 7) Optional Items |
| 4) Arm Cap Selection / Finish | |

COLORS / FINISHES

Metal Finish Colors:

Standard powder coat colors available.

Wood Stain for optional wood arm caps:

All transparent wood stain colors available.

VENTURA GENERAL SPECIFICATIONS

Metal Frame Construction

Frame is constructed of 1" x 2" rectangular tube steel, braze welded for extra strength – **tested for 750 lbs per single seat.**

Built in wall saver design. No-sag springs are installed in seat along with interlocking helicoil springs to prevent sagging and provide support. Back is supported with ultraflex spring webbing.

Upholstery

Ventura Bench has fully upholstered seats. Seat cushions are 2" graded high resiliency (H.R.) block foam, covered entirely with special bonded polyester fiber to protect final upholstery. ERG uses only water based glues and adhesives in our upholstery process. Seat is covered in choice of fabric, vinyl, crypton, leather or COM.

Arm Caps

Standard with rectangular tube metal Arms. Solid Wood, Polyurethane and Solid Surface Arm Caps optional.

Table Tops

Table tops are laminated on all sides with your choice of over 1000 standard laminates. Wood Veneer, Solid Surface and Acrylic also available.

Glides

Metal glides are installed on all benches.


OPTIONS

METAL (VM)

- CODE: FR - CAL 133 (TB 133) Fire Retardant
- CODE: MB - Moisture Barrier
- CODE: 2FO/C - Two Fabric Option (per seat)
- CODE: FM - Floor Mount
- CODE: VMAC2 - Arm Caps, Black Polyurethane
- CODE: VMAC3 - Arm Caps, Charcoal Polyurethane
- CODE: VMAC4 - Arm Caps, White Solid Surface (Glacier White by Corian)
- CODE: VMAC5 - Arm Caps, Brown Solid Surface (Bronzite by Corian)
- CODE: VMAC7 - Arm Caps, Beige Solid Surface (Bone by Corian)
- CODE: VMAC8 - Arm Caps, Gray Solid Surface (Silver Grey by Corian)
- CODE: VMAC6 - Arm Caps, Solid Wood.



3 PIECE METAL UNIT WITH FLUSH CENTER
TABLE AND OPTIONAL ARM CAPS



3 PIECE METAL UNIT WITH LOWERED CENTER
TABLE AND OPTIONAL ARM CAPS

VENTURA BENCH
METAL FRAME - UPHOLSTERED SEAT/TABLE

DIMENSIONS	Two Seat	Three Seat	3118 w/Table	3120 w/Table
Overall Width:	46"	67"	67"	67"
Overall Depth:	25"	25"	25"	25"
Seat Height:	18"	18"	18"	18"
Arm Height:	21"	21"	21"	21"
Qty./Wt.:	1 ea./110 lbs.	1 ea./150 lbs.	1 ea./140 lbs.	1 ea./150 lbs.



METAL FRAME - 3 SEAT BENCH WITH
OPTIONAL WOOD ARM CAPS

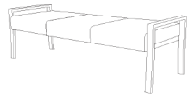
MODEL / DESCRIPTION / LIST PRICING



3114 Metal Two Seat Bench

COM Yardage: 2 Yds.

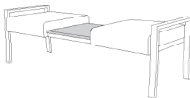
COM	GR1	GR2	GR3	GR4	GR5	GR6	GR7	GR8	GR9	GR10	LEA
\$2180	\$2333	\$2426	\$2522	\$2623	\$2729	\$2838	\$2951	\$3068	\$3193	\$3320	\$3925



3116 Metal Three Seat Bench

COM Yardage: 3 Yds.

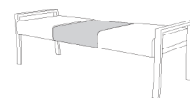
COM	GR1	GR2	GR3	GR4	GR5	GR6	GR7	GR8	GR9	GR10	LEA
\$3072	\$3287	\$3419	\$3556	\$3698	\$3845	\$3999	\$4160	\$4325	\$4499	\$4680	\$5530



3118 Metal 3-Piece Unit w/Lowered Center Table & 3MM Edge Laminate

COM Yardage: 2 Yds.

COM	GR1	GR2	GR3	GR4	GR5	GR6	GR7	GR8	GR9	GR10	LEA
\$2849	\$3049	\$3170	\$3297	\$3429	\$3566	\$3708	\$3857	\$4011	\$4172	\$4338	\$5127



3120 Metal 3-Piece Unit w/Flush Center Table

COM Yardage: 2 Yds.

COM	GR1	GR2	GR3	GR4	GR5	GR6	GR7	GR8	GR9	GR10	LEA
\$3121	\$3337	\$3472	\$3611	\$3756	\$3906	\$4062	\$4225	\$4394	\$4570	\$4753	\$5617

OPTIONS

Add upcharge to list price and code to model number

FR	CAL 133 (TB 133) Fire Retardant per yard	\$95	/yd
MB	Moisture Barrier per seat	\$133	
VMAC2	Polyurethane Arm Caps - Black	\$61	ea.
VMAC3	Polyurethane Arm Caps - Charcoal	\$61	ea.
VMAC4	Solid Surface Arm Caps - White	\$114	ea.
VMAC5	Solid Surface Arm Caps - Brown	\$114	ea.

VMAC7	Solid Surface Arm Caps - Beige	\$114	ea.
VMAC8	Solid Surface Arm Caps - Gray	\$114	ea.
VMAC6	Solid Wood Arm Caps	\$85	ea.
FM	Floor Mount - per unit	\$104	
2FO/C	2 Fabric Option	\$52	per seat

VENTURA OCCASIONAL TABLES

Ventura Tables are topped with laminate, wood veneer or a solid surface on stylish steel frame which coordinates with our Ventura Seating.



METAL



METAL
MIDDLE ON-LINE TABLE




METAL
QUARTER ROUND ON-LINE TABLE



METAL
END (L or R) ON-LINE TABLE



METAL
FLUSH TOP - FT



METAL
LOWERED TOP -LT



METAL FRAME
COFFEE TABLE 42" or 60"

WOOD



WOOD
MIDDLE ON-LINE TABLE



WOOD
END (L or R) ON-LINE TABLE



WOOD FRAME
COFFEE TABLE 42" or 60"

ORDERING INFORMATION

To Order Please Specify:

- 1) Series Name
- 2) Model Number
- 3) Quantity
- 4) Select Table Top Material
- 5) Select Table Top Option (Flush or Lowered)
- 6) Edge Style Selection and Color
- 7) Select Frame Finish:
Metal - All ERG Powdercoats
Wood - All ERG Wood Stains

VENTURA SPECIFICATIONS

Table Tops

Laminate tops are .75" overall thickness and finished with high pressure laminate. ERG offers over 1000 standard laminate choices from Nevamar, Wilsonart, Formica and Pionite. Wood veneer (maple) may be stained in any of ERG's transparent wood stain colors.

Note: Solid Surface tops are .75" thick, acrylic tops are 1" thick and are both quoted upon request.

Metal Frame

Metal table legs are made of 14 gauge 1" x 2" steel tubing. Table frames are sandblasted and finished in your choice of standard powder coat colors.

Wood Frame

Frame and Legs are constructed of Maple, available in standard transparent wood stain colors.

Glides

Metal self leveling glides are factory installed.






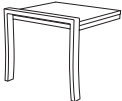

OCCASIONAL TABLE
WITH LOWERED TOP



ONLINE TABLE
WITH FLUSH TOP

MODEL / DESCRIPTION / LIST PRICING

VENTURA METAL OCCASIONAL TABLES

	Model Number	Model Description	Table Top Size	Table Height	Table Top Shape	Shipping Weight	LAMINATE EDGE 2B OR 3A	WOOD VENEER EDGE 8G
	VM2122	Occasional	21.5" x 22"	18"	square	55 lbs	\$1147	\$1331
	VM2142	Occasional	21.5" x 42"	18"	rectangular	70 lbs	\$1579	\$1864
	VM2160	Occasional	21.5" x 60"	18"	rectangular	75 lbs	\$1746	\$1988
	VMO2122	Online Table	21" x 22"	15.5"	square	15 lbs	\$707	\$868
	VM2122R	Online Table	21" x 22"	15.5"	square	30 lbs	\$948	\$1096
	VM2122L	Online Table (Right/Left - When seated)	21" x 22"	15.5"	square	30 lbs	\$948	\$1096
	VM26Q	Online Table	26" x 26"	15.5"	quarter round	30 lbs	\$1015	\$1181

OPTIONS



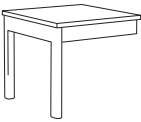

Add upcharge to list price and code to model number

FT	Flush Table Top	NC	LT	Lowered Table Top	NC
----	-----------------	----	----	-------------------	----



MODEL / DESCRIPTION / LIST PRICING

VENTURA WOOD OCCASIONAL TABLES

	Model Number	Model Description	Table Top Size	Table Height	Table Top Shape	Shipping Weight	LAMINATE EDGE 2B OR 3A	WOOD VENEER EDGE 8G
	VW20S	Occasional	20" x 20"	18"	square	50 lbs	\$1106	\$1281
	VW2042	Occasional	20" x 42"	18"	rectangular	70 lbs	\$1527	\$1725
	VW2060	Occasional	20" x 60"	18"	rectangular	75 lbs	\$1691	\$1874
	VWO2120	Occasional	21.5" x 20"	15.5"	square	15 lbs	\$784	\$939
	VW20SR	Occasional	20" x 20"	15.5"	square	30 lbs	\$1028	\$1191
	VW20SL	Occasional	20" x 20"	15.5"	square	30 lbs	\$1028	\$1191
		(Right/Left - When seated)						
	VW26Q	Occasional	26.5" x 26.5"	15.5"	quarter round	25 lbs	\$1130	\$1313

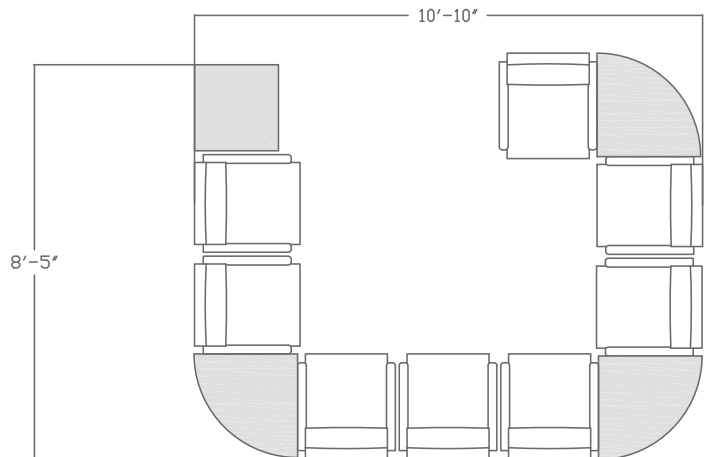
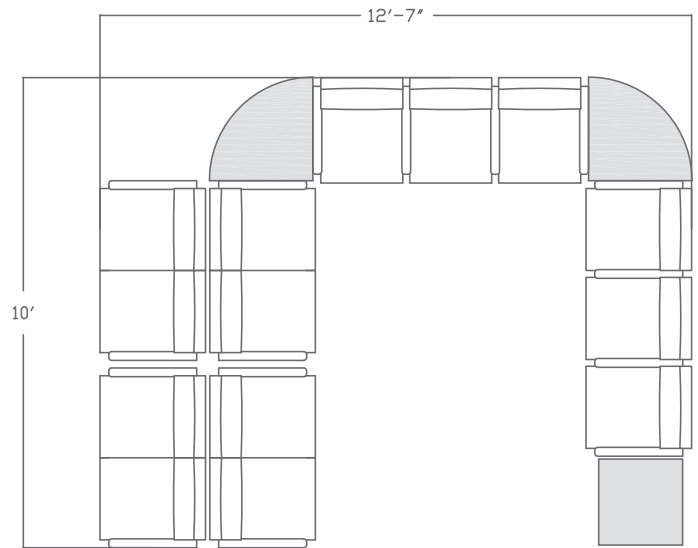
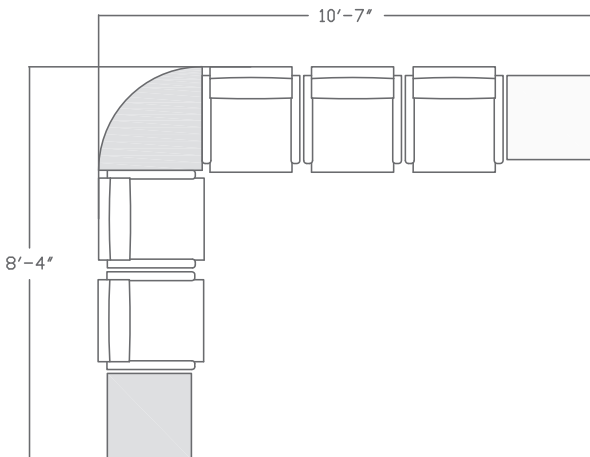
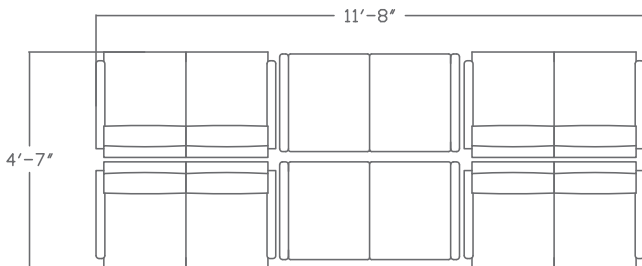
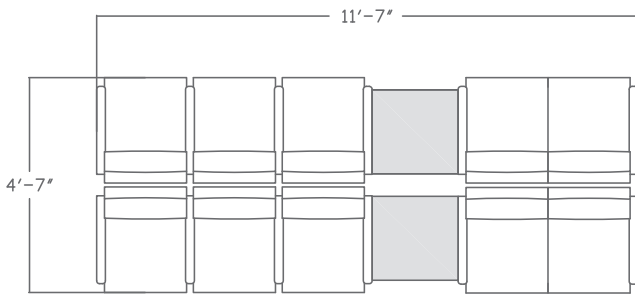


METAL



WOOD

CONFIGURATIONS USING ONLINE TABLES AVAILABLE



CAD Design and Engineering services per your specifications are available to customers requesting this service.
Please provide exact room dimensions, desired configuration and seating requirements and fax your order to
ERG Customer Service: 1-805-981-9878 or call toll free: 1-800-446-1186

VERONA SERIES

The Verona Banquette is the perfect choice for your perimeter seating or dining needs. Seats and backs can be upholstered with matching fabrics, or choose an optional two tone or vinyl and fabric combination to match any color scheme. Frame can be finished in your choice of laminate or optional wood veneer.



BACK TO BACK VERONA

ORDERING INFORMATION

- | | |
|----------------------------|---------------------------|
| 1) Series Name | 5) Contrasting Fabrics |
| 2) Model Number | 6) Laminate Selection |
| 3) Quantity | 7) Veneer Species & Stain |
| 4) Fabric Grade and Number | 8) Optional Items |

VERONA GENERAL SPECIFICATIONS

Upholstery

Seat and back are covered in choice of fabric, vinyl, crypton, leather or COM. ERG uses only water based glues and adhesives in our upholstery process.

Frame Construction

The Verona frame is made of multi-ply hardwood and finished with your choice of laminates or optional wood veneer. All foam is fully bonded to frame. Seat cushions are 3" graded high resiliency (H.R.) block foam with back 2" (H.R.) foam, covered entirely with special bonded polyester fiber to protect final upholstery. Cushions are supported by no-sag springs. The Verona back cushion is removable and the seat frame is constructed of multi-ply hardwood and is removable. The recessed base is available in your choice of laminates.

Anchoring

Verona dining benches are easy to anchor to the floor. Hardware for securing the unit to the floor is not included

Note:

Please allow extra fabric for repeat design.

COLORS / FINISHES

Contrasting Fabric:

Contrasting fabrics are available, see options for pricing.

OPTIONS

- CODE: FR - CAL 133 (TB 133) Fire Retardant
- CODE: MB -Moisture Barrier (up to 60" overall width)
- CODE: MB60 -Moisture Barrier (over 60" overall width)
- CODE: MBB -Moisture Barrier (up to 60" overall width Back-to-Back)
- CODE: MBB60 -Moisture Barrier (over 60" overall width Back-to-Back)
- CODE: 2FO - Two Fabric Option
- CODE: USS - Underseat storage for 48" and 60"
- CODE: MTL - Metal Legs: - select color from standard finishes
- CODE: CO - Clean Out (overall width up to 50")
- CODE: CO1 - Clean Out (overall width over 50")
- CODE: RB1 - Recessed Plinth Base (1 Side only)
- CODE: RB2 - Recessed Plinth Base (2 Sides)
- CODE: UBL48 - Unfinished Back - Laminate 48" Unit
- CODE: UBV48 - Unfinished Back - Veneer 48" Unit
- CODE: UBL60 - Unfinished Back - Laminate 60" Unit
- CODE: UBV60 - Unfinished Back - Veneer 60" Unit
- CODE: UBL72 - Unfinished Back - Laminate 72" Unit
- CODE: UBV72 - Unfinished Back - Veneer 72" Unit



STANDARD BANQUETTE COMES WITH A FLUSH PLINTH BASE ON SIDES FOR GANGING, AND RECESSED FRONT.



OPTIONAL RECESSED PLINTH BASE AVAILABLE, ON ONE OR TWO SIDES.



METAL LEG OPTION


SOFT SEATING	WEIGHT LIMIT
1 Seat	500 lbs.
2 Seat	1000 lbs.
3 Seat	1500 lbs.

DIMENSIONS	48" Wide Banquette	60" Wide Banquette	72" Wide Banquette
Seat Depth:	20"	20"	20"
Seat Height:	18"	18"	18"
Overall Width:	48"	60"	72"
Overall Depth:	27"	27"	27"
Overall Height:	36"	36"	36"
Qty./Wt.:	1 ea. 110 lbs	1 ea. 165 lbs	1 ea. 210 lbs



48" WIDE VERONA

MODEL / DESCRIPTION / LIST PRICING



650 48" Wide Banquette - Laminate Frame COM Yardage: Total: 4 Yds. / Back: 2 Yds. / Seat: 2 Yds.

COM	GR1	GR2	GR3	GR4	GR5	GR6	GR7	GR8	GR9	GR10	LEA
\$3410	\$3650	\$3795	\$3947	\$4106	\$4269	\$4440	\$4618	\$4803	\$4995	\$5193	\$6139

651 48" Wide Banquette - Wood Veneer Frame COM Yardage: Total: 4 Yds. / Back: 2 Yds. / Seat: 2 Yds.

COM	GR1	GR2	GR3	GR4	GR5	GR6	GR7	GR8	GR9	GR10	LEA
\$4773	\$5108	\$5313	\$5526	\$5747	\$5977	\$6215	\$6464	\$6723	\$6992	\$7271	\$8594

652 60" Wide Banquette - Laminate Frame COM Yardage: Total: 5 Yds. / Back: 2.5 Yds. / Seat: 2.5 Yds.

COM	GR1	GR2	GR3	GR4	GR5	GR6	GR7	GR8	GR9	GR10	LEA
\$5036	\$5389	\$5604	\$5828	\$6061	\$6303	\$6556	\$6818	\$7091	\$7374	\$7668	\$9064

653 60" Wide Banquette - Wood Veneer Frame COM Yardage: Total: 5 Yds. / Back: 2.5 Yds. / Seat: 2.5 Yds.

COM	GR1	GR2	GR3	GR4	GR5	GR6	GR7	GR8	GR9	GR10	LEA
\$7050	\$7543	\$7846	\$8160	\$8485	\$8825	\$9178	\$9546	\$9928	\$10324	\$10736	\$12690

654 72" Wide Banquette - Laminate Frame COM Yardage: Total: 6 Yds. / Back: 3 Yds. / Seat: 3 Yds.

COM	GR1	GR2	GR3	GR4	GR5	GR6	GR7	GR8	GR9	GR10	LEA
\$6822	\$7301	\$7593	\$7896	\$8212	\$8541	\$8881	\$9237	\$9606	\$9991	\$10391	\$12281

655 72" Wide Banquette - Wood Veneer Frame COM Yardage: Total: 6 Yds. / Back: 3 Yds. / Seat: 3 Yds.

COM	GR1	GR2	GR3	GR4	GR5	GR6	GR7	GR8	GR9	GR10	LEA
\$9549	\$10217	\$10626	\$11050	\$11493	\$11952	\$12430	\$12928	\$13444	\$13983	\$14543	\$17187

OPTIONS

Add upcharge to list price and code to model number

FR	CAL 133 (TB 133) Fire Retardant per yard	\$95	/yd.
MB	Moisture Barrier - up to 60" width	\$133	ea.
MB60	Moisture Barrier - over 60" width	\$212	ea.
2FO	Two Fabric Option	\$104	
USS	Under Seat Fully Lined Storage - for 48" and 60"	\$477	
MTL	Metal Legs - per unit	subtract \$50	
CO	Clean Out (overall width up to 50")	\$265	
CO1	Clean Out (overall width over 50")	\$408	

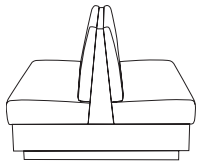
RB1	Recessed Base, 1 side	\$117	
RB2	Recessed Base, 2 sides	\$233	
UBL48	Unfinished Back - Laminate Unit (48" width)	subtract \$200	
UBV48	Unfinished Back - Veneer Unit (48" width)	subtract \$400	
UBL60	Unfinished Back - Laminate Unit (60" width)	subtract \$225	
UBV60	Unfinished Back - Veneer Unit (60" width)	subtract \$450	
UBL72	Unfinished Back - Laminate Unit (72" width)	subtract \$250	
UBV72	Unfinished Back - Veneer Unit (72" width)	subtract \$500	

DIMENSIONS	48" Wide Banquette	60" Wide Banquette	72" Wide Banquette
Seat Depth:	20"	20"	20"
Seat Height:	18"	18"	18"
Overall Width:	48"	60"	72"
Overall Depth:	52"	52"	52"
Overall Height:	36"	36"	36"
Qty./Wt.:	1 ea./150 lbs.	1 ea./200 lbs.	1 ea./245 lbs.



BACK TO BACK VERONA

MODEL / DESCRIPTION / LIST PRICING



650-B2B 48" Wide Back to Back - Laminate Frame

COM Yardage: Total: 8 Yds. / Back: 4 Yds. / Seat: 4 Yds.

COM	GR1	GR2	GR3	GR4	GR5	GR6	GR7	GR8	GR9	GR10	LEA
\$6482	\$6935	\$7212	\$7501	\$7800	\$8113	\$8437	\$8775	\$9127	\$9491	\$9871	\$11667

651-B2B 48" Wide Back to Back - Wood Veneer Frame

COM Yardage: Total: 8 Yds. / Back: 4 Yds. / Seat: 4 Yds.

COM	GR1	GR2	GR3	GR4	GR5	GR6	GR7	GR8	GR9	GR10	LEA
\$9071	\$9706	\$10095	\$10499	\$10918	\$11355	\$11809	\$12282	\$12772	\$13284	\$13814	\$16328

652-B2B 60" Wide Back to Back - Laminate Frame

COM Yardage: Total: 10 Yds. / Back: 5 Yds. / Seat: 5 Yds.

COM	GR1	GR2	GR3	GR4	GR5	GR6	GR7	GR8	GR9	GR10	LEA
\$9567	\$10236	\$10646	\$11072	\$11514	\$11976	\$12454	\$12954	\$13470	\$14010	\$14571	\$17221

653-B2B 60" Wide Back to Back - Wood Veneer Frame

COM Yardage: Total: 10 Yds. / Back: 5 Yds. / Seat: 5 Yds.

COM	GR1	GR2	GR3	GR4	GR5	GR6	GR7	GR8	GR9	GR10	LEA
\$13391	\$14328	\$14901	\$15497	\$16116	\$16761	\$17432	\$18129	\$18855	\$19609	\$20393	\$24102

654-B2B 72" Wide Back to Back - Laminate Frame

COM Yardage: Total: 12 Yds. / Back: 6 Yds. / Seat: 6 Yds.

COM	GR1	GR2	GR3	GR4	GR5	GR6	GR7	GR8	GR9	GR10	LEA
\$12961	\$13869	\$14424	\$15001	\$15601	\$16225	\$16874	\$17549	\$18250	\$18981	\$19740	\$23331

655-B2B 72" Wide Back to Back - Wood Veneer Frame

COM Yardage: Total: 12 Yds. / Back: 6 Yds. / Seat: 6 Yds.

COM	GR1	GR2	GR3	GR4	GR5	GR6	GR7	GR8	GR9	GR10	LEA
\$18142	\$19411	\$20189	\$20996	\$21836	\$22709	\$23618	\$24562	\$25545	\$26566	\$27630	\$32656

OPTIONS

Add upcharge to list price and code to model number

FR	CAL 133 (TB 133) Fire Retardant per yard	\$95	/yd.
MBB	Moisture Barrier - up to 60" width (Back-to-Back)	\$265	ea.
MBB60	Moisture Barrier - over 60" width (Back-to-Back)	\$424	ea.
2FO	Two Fabric Option	\$104	
USS	Under Seat Fully Lined Storage - for 48" and 60"	\$477	

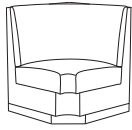
MTL	Metal Legs - per unit		subtract \$50
CO	Clean Out (overall width up to 50")	\$265	
CO1	Clean Out (overall width over 50")	\$408	
RB1	Recessed Base, 1 side	\$117	
RB2	Recessed Base, 2 sides	\$233	

DIMENSIONS	90° Corner Banquettes
Seat Depth:	18.5"
Seat Width:	18.5"
Seat Height:	18"
Overall Width:	30"
Overall Depth:	30"
Overall Height:	36"
Qty./Wt.:	1 ea./150 lbs.



VERONA CORNER UNIT

MODEL / DESCRIPTION / LIST PRICING




660 Verona 90° Corner Unit - Laminate Frame COM Yardage: Total: 6.5 Yds. / Back: 4.5 Yds. / Seat: 2 Yds.

COM	GR1	GR2	GR3	GR4	GR5	GR6	GR7	GR8	GR9	GR10	LEA
\$3087	\$3303	\$3435	\$3573	\$3715	\$3864	\$4018	\$4180	\$4347	\$4521	\$4702	\$5557

661 Verona 90° Corner Unit - Wood Veneer Frame COM Yardage: Total: 6.5 Yds. / Back: 4.5 Yds. / Seat: 2 Yds.

COM	GR1	GR2	GR3	GR4	GR5	GR6	GR7	GR8	GR9	GR10	LEA
\$4631	\$4955	\$5152	\$5358	\$5573	\$5796	\$6028	\$6270	\$6521	\$6781	\$7053	\$8335



VERONA "U-SHAPE" CONFIGURATION SHOWN WITH
RECESSED PLINTH BASE ON ONE END

OPTIONS

Add upcharge to list price and code to model number

FR	CAL 133 (TB 133) Fire Retardant per yard	\$95	/yd.
MB	Moisture Barrier - up to 60" width	\$133	ea.
2FO	Two Fabric Option	\$104	
MTL	Metal Legs - per unit	subtract \$50	

CO	Clean Out (overall width up to 50")	\$265	
RB1	Recessed Base, 1 side	\$117	
RB2	Recessed Base, 2 sides	\$233	

VESPER

Vesper cafe series chairs and stools offer a modern looking molded fiberglass polypropylene shell with a gentle flex back. The shells are offered demi and full back in eight stylish colors. Vesper features fully welded steel frames for 4-leg chairs and bar stools. Sled base and Trumpet adjustable height stools are also available.



CHAIR



SLED BASE DEMI BACK BAR STOOL

ORDERING INFORMATION

To Order Please Specify:

- 1) Series Name
- 2) Model Number
- 3) Quantity
- 4) Optional Powder Coat Color
- 5) Fabric Grade and Number
- 6) Optional Items

GENERAL SPECIFICATIONS

Shell

- The Vesper shell is molded fiberglass polypropylene
- One piece shell with slightly **tapered edges**.
- Seat is slightly elevated at both ends.
- One slot on seat, measuring 1/2" x 1" long for drainage and cleanout.
- Back flexes very nicely.
- Can be fully upholstered or have only upholstered seat insert.

Bar Stool

- In full back and demi back, fully upholstered or have only upholstered seat insert.

Frame - Four Leg

- .75" diameter, 16 gauge steel tubing with hand brazed welds.

Frame - Sled Base

- .5" round solid steel. Factory installed black plastic glides.

Stacking

- 4-leg chairs stack 4 high
- Sled base chair and stool models stack 4 high
- On dolly, chairs stack 8-10 high

CHAIRS	WEIGHT LIMIT
Metal Legs	350 lbs.

COLORS / FINISHES

Frame Finish Colors

Standard polished chrome frame finish.

8 Shell Colors:

- Black
- Warm Gray
- Cloud
- White
- Khaki
- Citron Yellow
- Sunset Orange
- Seafoam Green

OPTIONS

- CODE: FR - CAL 133 (TB 133) Fire Retardant
- CODE: MB - Moisture Barrier
- CODE: SF - Powder Coat Color Finish (No Charge)
- CODE: CH - Counter Height (24" seat height)
- CODE: SH - Specialty Height (any custom height)
- CODE: KBW - Black Wrinkle Powder Coat - Trumpet Base Stool



UPHOLSTERED SEAT INSERT

DIMENSIONS	Café Chair
Inside Width:	16"
Seat Height:	18"
Overall Depth:	22"
Overall Width:	22"
Overall Height:	32.5"
Qty./Wt. per carton:	1 ea./21 lbs.



CAFÉ CHAIR

MODEL / DESCRIPTION / LIST PRICING



6170 Vesper Café Chair

Chair	
\$324	



6171 Vesper Café Chair - Upholstered Seat Insert

COM Yardage: .75 Yards

COM	GR1	GR2	GR3	GR4	GR5	GR6	GR7	GR8	GR9	GR10	LEA
\$420	\$450	\$467	\$487	\$505	\$526	\$547	\$569	\$592	\$616	\$640	\$756



6172 Vesper Café Chair - Fully Upholstered

COM Yardage: 1.5 Yards

COM	GR1	GR2	GR3	GR4	GR5	GR6	GR7	GR8	GR9	GR10	LEA
\$669	\$716	\$745	\$774	\$805	\$838	\$870	\$906	\$942	\$980	\$1019	\$1204

8 PLASTIC SHELL COLORS



BLACK



KHAKI



WARM GRAY



CITRON YELLOW



CLOUD



SUNSET ORANGE



WHITE



SEAFOAM GREEN

OPTIONS

Add upcharge to list price and code to model number

FR	CAL 133 (TB 133) Fire Retardant per yard	\$95	/yd.
MB	Moisture Barrier - Per Seat	\$72	

SF	Powder Coat Color Finish	No Charge
----	--------------------------	-----------

DIMENSIONS	Bar Stool Demi Back
Inside Width:	16"
Seat Height:	31"
Overall Depth:	19"
Overall Width:	18.5"
Overall Height:	37"
Qty./Wt. per carton:	1 ea./14 lbs.



BAR STOOL DEMI BACK

MODEL / DESCRIPTION / LIST PRICING



6177 Demi Back Bar Stool

Chair
\$511



6178 Demi Back Bar Stool - Upholstered Seat Insert

COM Yardage: .75 Yards

COM	GR1	GR2	GR3	GR4	GR5	GR6	GR7	GR8	GR9	GR10	LEA
\$609	\$652	\$678	\$705	\$733	\$763	\$794	\$824	\$857	\$891	\$928	\$1096



6179 Demi Back Bar Stool - Fully Upholstered

COM Yardage: 1.75 Yards

COM	GR1	GR2	GR3	GR4	GR5	GR6	GR7	GR8	GR9	GR10	LEA
\$844	\$904	\$940	\$978	\$1016	\$1057	\$1098	\$1144	\$1188	\$1237	\$1286	\$1520

8 PLASTIC SHELL COLORS



BLACK



WARM GRAY



CLOUD



WHITE



KHAKI



CITRON YELLOW



SUNSET ORANGE



SEAFOAM GREEN

OPTIONS

Add upcharge to list price and code to model number

CH	Counter Height (24" seat height)	\$30	
SH	Special Height (any custom height)	\$30	
FR	CAL 133 (TB 133) Fire Retardant per yard	\$95	/yd.

MB	Moisture Barrier - Per Seat	\$72	
SF	Powder Coat Finish	No Charge	

DIMENSIONS	Bar Stool
Inside Width:	16"
Seat Height:	31"
Overall Depth:	20"
Overall Width:	19.5"
Overall Height:	44.5"
Qty./Wt. per carton:	1 ea./21 lbs.



BAR STOOL FULL BACK

MODEL / DESCRIPTION / LIST PRICING



6181 Full Back Bar Stool

Chair											
\$529											



6182 Full Back Bar Stool - Upholstered Seat Insert

COM Yardage: .75 Yards

COM	GR1	GR2	GR3	GR4	GR5	GR6	GR7	GR8	GR9	GR10	LEA
\$642	\$685	\$713	\$742	\$772	\$803	\$834	\$867	\$904	\$939	\$976	\$1154




6183 Full Back Bar Stool - Fully Upholstered

COM Yardage: 1.50 Yards

COM	GR1	GR2	GR3	GR4	GR5	GR6	GR7	GR8	GR9	GR10	LEA
\$889	\$952	\$990	\$1029	\$1069	\$1113	\$1156	\$1204	\$1251	\$1301	\$1353	\$1600

8 PLASTIC SHELL COLORS



OPTIONS

Add upcharge to list price and code to model number

CH	Counter Height (24" seat height)	\$30	
SH	Special Height (any custom height)	\$30	
FR	CAL 133 (TB 133) Fire Retardant per yard	\$95	/yd.

MB	Moisture Barrier - Per Seat	\$72	
SF	Powder Coat Finish	No Charge	

DIMENSIONS	Counter Stool Sled Base Demi Back
Inside Width:	16"
Seat Height:	27"
Overall Depth:	19"
Overall Width:	18.5"
Overall Height:	37"
Qty./Wt. per carton:	1 ea./14 lbs.



SLED BASE COUNTER HEIGHT
BAR STOOL DEMI BACK

MODEL / DESCRIPTION / LIST PRICING



6188C Demi Back Sled Base Counter Height Stool

Chair
\$564



6189C Demi Back Sled Base Counter Height Stool - Upholstered Seat Insert

COM Yardage: .75 Yards

COM	GR1	GR2	GR3	GR4	GR5	GR6	GR7	GR8	GR9	GR10	LEA
\$667	\$713	\$742	\$771	\$802	\$833	\$867	\$903	\$939	\$974	\$1013	\$1199



6190C Demi Back Sled Base Counter Height Stool - Fully Upholstered

COM Yardage: 1.75 Yards

COM	GR1	GR2	GR3	GR4	GR5	GR6	GR7	GR8	GR9	GR10	LEA
\$910	\$973	\$1012	\$1054	\$1095	\$1139	\$1185	\$1232	\$1281	\$1332	\$1386	\$1639

8 PLASTIC SHELL COLORS



BLACK



WARM GRAY



CLOUD



WHITE



KHAKI



CITRON YELLOW



SUNSET ORANGE



SEAFOAM GREEN

OPTIONS

Add upcharge to list price and code to model number

FR	CAL 133 (TB 133) Fire Retardant per yard	\$95	/yd.
MB	Moisture Barrier - Per Seat	\$72	

SF	Powder Coat Finish	No Charge
----	--------------------	-----------

DIMENSIONS	Bar Stool Sled Base Demi Back
Inside Width:	16"
Seat Height:	31"
Overall Depth:	19"
Overall Width:	18.5"
Overall Height:	37"
Qty./Wt. per carton:	1 ea./14 lbs.



SLED BASE BAR STOOL DEMI BACK



SLED BASE BAR STOOL DEMI BACK WITH UPHOLSTERED SEAT INSERT

MODEL / DESCRIPTION / LIST PRICING



6188 Demi Back Sled Base Bar Stool

Chair
\$526



6189 Demi Back Sled Base Bar Stool - Upholstered Seat Insert

COM Yardage: .75 Yards

COM	GR1	GR2	GR3	GR4	GR5	GR6	GR7	GR8	GR9	GR10	LEA
\$628	\$673	\$701	\$728	\$757	\$788	\$818	\$852	\$885	\$920	\$957	\$1132



6190 Demi Back Sled Base Bar Stool - Fully Upholstered

COM Yardage: 1.75 Yards

COM	GR1	GR2	GR3	GR4	GR5	GR6	GR7	GR8	GR9	GR10	LEA
\$873	\$934	\$971	\$1010	\$1050	\$1093	\$1137	\$1181	\$1229	\$1277	\$1328	\$1570

8 PLASTIC SHELL COLORS



BLACK



WARM GRAY



CLOUD



WHITE



KHAKI



CITRON YELLOW



SUNSET ORANGE



SEAFOAM GREEN

OPTIONS

Add upcharge to list price and code to model number

FR	CAL 133 (TB 133) Fire Retardant per yard	\$95	/yd.
MB	Moisture Barrier - Per Seat	\$72	

SF	Powder Coat Finish	No Charge
----	--------------------	-----------



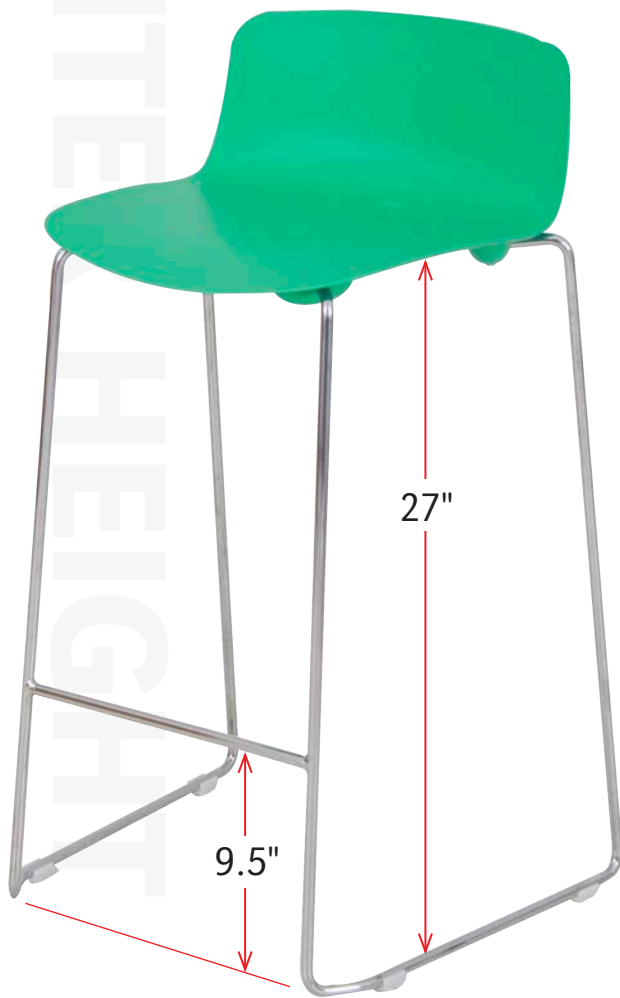
CAFE SETTING - VESPER CHAIRS IN A RESTAURANT ENVIRONMENT



4 LEG CHAIR
FRONT VIEW



4 LEG CHAIR
PROFILE VIEW



SLED BASE COUNTER HEIGHT STOOLS DEMI BACK



SLED BASE BAR STOOLS DEMI BACK



TOP VIEW

SIDE VIEW



STACKABLE SIDE CHAIRS

VESPER SWIVEL SERIES

Vesper swivel series offer a modern looking molded fiberglass polypropylene shell with a gentle flex back. The shells are offered demi and full back in eight stylish colors.



FULL BACK SWIVEL CHAIR

ORDERING INFORMATION

To Order Please Specify:

- | | |
|-----------------|-------------------------------|
| 1) Series Name | 4) Optional Powder Coat Color |
| 2) Model Number | 5) Fabric Grade and Number |
| 3) Quantity | 6) Optional Items |

GENERAL SPECIFICATIONS

Shell

- The Vesper shell is molded fiberglass polypropylene
- One piece shell with slightly **tapered edges**.
- Seat is slightly elevated at both ends.
- One slot on seat, measuring 1/2" x 1" long for drainage and cleanout.
- Back flexes very nicely.
- Can be fully upholstered or have only upholstered seat insert.

COLORS / FINISHES

Frame Finish Colors

Standard polished aluminum finish.

8 Shell Colors:

- | | |
|-------------|-----------------|
| • Black | • Khaki |
| • Warm Gray | • Soft Yellow |
| • Cloud | • Sunset Orange |
| • White | • Seafoam Green |

OPTIONS

- CODE: FR - CAL 133 (TB 133) Fire Retardant
- CODE: MB - Moisture Barrier
- CODE: GC - Black Glides for 5 star base



STANDARD POLISHED ALUMINUM SWIVEL BASE



SWIVEL CHAIR GLIDES

DIMENSIONS	Swivel
Seat Width:	17.5"
Seat Depth:	18"
Seat Height:	15.5" - 20.5"
Arm Height:	-
Back Height:	30" - 35"
Overall Width:	26.25"
Overall Depth:	26.25"
Qty./Wt. per carton:	1 ea./25 lbs.



SWIVEL CHAIR WITH
STANDARD POLISHED ALUMINUM BASE

MODEL / DESCRIPTION / LIST PRICING



6200	Swivel Chair	COM Yardage: 0.75 Yard
	Chair	
	\$521	




6201	Swivel Chair with upholstered seat insert	COM Yardage: 0.75 Yard									
COM	GR1	GR2	GR3	GR4	GR5	GR6	GR7	GR8	GR9	GR10	LEA
\$615	\$657	\$683	\$710	\$739	\$769	\$801	\$832	\$865	\$900	\$935	\$1107



6202	Swivel Chair with fully upholstered shell	COM Yardage: 0.75 Yard									
COM	GR1	GR2	GR3	GR4	GR5	GR6	GR7	GR8	GR9	GR10	LEA
\$769	\$822	\$855	\$890	\$925	\$962	\$1000	\$1041	\$1083	\$1125	\$1171	\$1383

8 PLASTIC SHELL COLORS



OPTIONS

Add upcharge to list price and code to model number

FR	CAL 133 (TB 133) Fire Retardant per yard.	\$95	/yd.
MB	Moisture Barrier - Per Seat	\$72	

GC	Black Glides for 5 star base	\$30	
----	------------------------------	------	--

DIMENSIONS	H8	H10
Seat Width:	17.5"	17.5"
Seat Depth:	18"	18"
Seat Height:	21.5 - 29"	26" - 36"
Arm Height	-	-
Back Height:	37" - 44.5"	41.5" - 51.5"
Overall Width:	26.25"	26.25"
Overall Depth:	26.25"	26.25"
Qty./Wt. per carton:	1 ea./28 lbs.	1 ea./28 lbs.



SWIVEL CHAIR
WITH HI-CHAIR KIT AND
STANDARD ALUMINUM BASE

MODEL / DESCRIPTION / LIST PRICING



6205-H8
6205-H10 Swivel Chair with High Chair Kit

Chair
\$631



6206-H8
6206-H10 Swivel Chair with High Chair Kit - Upholstered Seat Insert

COM Yardage: 0.75 Yard

COM	GR1	GR2	GR3	GR4	GR5	GR6	GR7	GR8	GR9	GR10	LEA
\$725	\$776	\$806	\$839	\$872	\$907	\$943	\$981	\$1020	\$1061	\$1103	\$1304



6207-H8
6207-H10 Swivel Chair with High Chair Kit - Fully Upholstered Seat

COM Yardage: 0.75 Yard

COM	GR1	GR2	GR3	GR4	GR5	GR6	GR7	GR8	GR9	GR10	LEA
\$879	\$940	\$978	\$1017	\$1058	\$1099	\$1144	\$1189	\$1237	\$1286	\$1337	\$1582

8 PLASTIC SHELL COLORS



BLACK



KHAKI



WARM GRAY



CITRON YELLOW



CLOUD



SUNSET ORANGE



WHITE



SEAFOAM GREEN

OPTIONS

Add upcharge to list price and code to model number

FR	CAL 133 (TB 133) Fire Retardant per yard.	\$95	/yd.
MB	Moisture Barrier - Per Seat	\$72	

GC	Black Glides for 5 star base	\$30	
----	------------------------------	------	--

VISTA CLUSTER SEATING

The Vista features a fully welded 1-1/2" x 3" rectangular steel frame, standard laminate table top and your choice of swivel seats with auto return.



RECTANGLE CLUSTER WITH
WEBBY SEATS

ORDERING INFORMATION

To Order Please Specify:

- 1) Series Name
- 2) Model Number
- 3) Size
- 4) Quantity
- 5) Frame Color
- 6) Laminate Selection and Number
- 7) Convex T-Mold Edge Color
- 8) Upholstery
- 9) Wood Seat Stain Color

**FOR SAFETY, ERG
RECOMMENDS FLOOR
MOUNTING CLUSTER SEATING**

FLO GENERAL SPECIFICATIONS

Frame Construction

The Vista frame is fabricated with fully welded, 11-gauge, rectangular steel tubing. Frame is sand blasted and then powder coated for maximum paint adhesion. Seats feature swivel with automatic return.

Table Tops

Standard laminate table top is 1.25" thick high density particle board with convex T-mold edge. Your choice of over 1000 standard laminates from brands like Nevamar, Wilsonart, Formica and Pionite. All tables are completely assembled to be sure of fit prior to being knocked down for shipping. All tables are bubble packed, boxed and wood crated to ensure safe delivery

Choice of Seats

Choose from several ERG seat styles. Standard seat height is 18".

Floor Mount

Vista cluster frames come standard with floor mount.

COLORS / FINISHES

Frame Finish Colors:

Standard powder coat colors.



Note

Cluster units are shipped K-D, easy to install.

DIMENSIONS	Rectangle Frame	Diamond Frame	2 Seat Frame
Table Height:	29"	29"	29"
Table Dimension:	48" x 30"	40" square	26" x 30"
Overall Depth:	68"	76"	68"
Overall Width:	30"	76"	30"
Qty./Wt.:	320 lb.	250 lb.	150 lb.

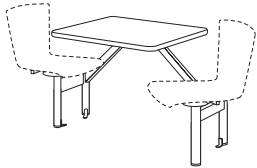
*Overall dimension includes chair.



RECTANGLE CLUSTER WITH UPHOLSTERED BIKINI WOOD SEATS

FOR SAFETY, ERG RECOMMENDS FLOOR MOUNTING CLUSTER SEATING

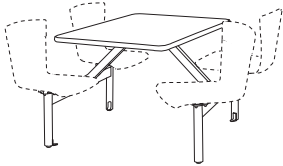
MODEL / DESCRIPTION / LIST PRICING FRAME ONLY (ADD SEAT OPTION TO LIST PRICE)



Two seat cluster frame with table top

VST/2630 26" x 30" laminate top and convex T-mold edge

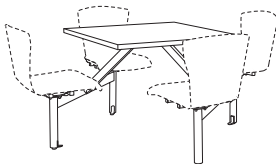
Two Seat cluster frame
\$2729



Rectangle cluster frame with table top

VST/4830 48" x 30" laminate top and convex T-mold edge

Rectangle cluster frame
\$3101



Diamond cluster frame with table top

VST/4040 40" square laminate top and convex T-mold edge

Diamond cluster frame
\$3339

SEAT OPTIONS / LIST PRICING PER SEAT (ADD TO FRAME LIST PRICE)



BEN Benton

Multi-Ply Hardwood Shell
\$381

BEN/SI Benton / Upholstered Seat Insert

COM Yardage: 0.5 yard / seat

COM	GR1	GR2	GR3	GR4	GR5	GR6	GR7	GR8	GR9	GR10	LEA
\$431	\$461	\$480	\$499	\$518	\$539	\$561	\$582	\$607	\$631	\$655	\$775



DEMI Benton Demi Back

Multi-Ply Hardwood Shell
\$414

DEMI/SI Benton Demi Back / Upholstered Seat Insert

COM Yardage: 0.5 yard / seat

COM	GR1	GR2	GR3	GR4	GR5	GR6	GR7	GR8	GR9	GR10	LEA
\$495	\$530	\$552	\$574	\$597	\$621	\$646	\$671	\$697	\$726	\$754	\$891



DEKD Dekko Demi Back

Multi-Ply Hardwood Seat and Back
\$448

DEKD/SI Dekko Demi Back / Upholstered Seat Insert

COM Yardage: 0.75 yard / seat

COM	GR1	GR2	GR3	GR4	GR5	GR6	GR7	GR8	GR9	GR10	LEA
\$562	\$601	\$625	\$650	\$676	\$704	\$731	\$760	\$792	\$822	\$855	\$1011

OPTIONS

Add upcharge to list price and code to model number

ENG	Laser Engraving	\$45	/ seat
FR	CAL 133 (TB 133) Fire Retardant	\$95	/ yd.
TT	Two Tone Wood Stains - Benton / Demi	\$80	/ seat

RB	Reverse Bubble Cutout - Benton / Demi	\$51	/ seat
UB	Upright Bubble Cutout - Benton / Demi	\$51	/ seat
VB	Vertical Bubble Cutout - Benton / Demi	\$51	/ seat

SEAT OPTIONS / LIST PRICING PER SEAT (ADD TO FRAME LIST PRICE)



PEND Pento Demi Back

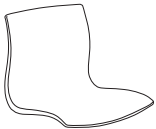
Multi-Ply Hardwood Seat and Back

\$508

PEND/S Pento Demi Back / Upholstered Seat Insert

COM Yardage: 0.75 yard / seat

COM	GR1	GR2	GR3	GR4	GR5	GR6	GR7	GR8	GR9	GR10	LEA
\$614	\$658	\$684	\$712	\$740	\$771	\$800	\$833	\$866	\$901	\$937	\$1108



WBY Webby

100% Nylon Plastic Shell

\$333

WBY/SI Webby / Upholstered Seat Insert

COM Yardage: 0.75 yard / seat

COM	GR1	GR2	GR3	GR4	GR5	GR6	GR7	GR8	GR9	GR10	LEA
\$439	\$470	\$488	\$508	\$529	\$550	\$573	\$595	\$620	\$644	\$670	\$792

WBY/S Webby / Upholstered Seat and Back Inserts

COM	GR1	GR2	GR3	GR4	GR5	GR6	GR7	GR8	GR9	GR10	LEA
\$546	\$585	\$608	\$632	\$657	\$684	\$711	\$740	\$770	\$800	\$832	\$984

COM Yardage (Two Color): Seat: 0.75 Yard / Back: 0.5 Yard

COM Yardage (One Color): 0.75 Yard

OPTIONS

Add upcharge to list price and code to model number

ENG	Laser Engraving	\$45	/ seat
FR	CAL 133 (TB 133) Fire Retardant	\$95	/ yd.

TT	Two Tone Wood Stains - Pento / Demi	\$80	/ seat
2FO/C	Two Fabric Option	\$52	

WEBBY SERIES

The Webby Series multipurpose stacking chairs feature a nylon plastic shell which has natural built-in flex motion. These high comfort chairs are available in three versions: one-piece shell; one-piece shell with upholstered insert on seat; and one-piece shell with upholstered insert on seat and back. In addition, the Webby Series is versatile with many frames and options.



Rib design on back provides strength and design aesthetics.



ORDERING INFORMATION

To Order Please Specify:

- 1) Series Name
- 2) Model Number
- 3) Quantity
- 4) Nylon Shell Color

WEBBY GENERAL SPECIFICATIONS

Shell

- Single-piece contoured shell made of 100% Nylon Plastic with natural built-in flex motion.
- Shell is flame retardant with 4 nylon shell color choices.

Upholstery

- Seat and back inserts are applied over molded plastic and attached to nylon shell with metal T-nuts.
- Seat and Back inserts can be upholstered with choice of fabric, vinyl, crypton, leather or approved COM.

Frame

- Models 333 / 334 / 349 are .875" diameter, 14 gauge steel tubing.
- Bar Stools have a welded footrest with matching frame finish.
- Sled Base is 0.75" diameter, 14 gauge continuous steel tubing.

Glides

- Factory installed self leveling steel glides.
- Sled base - factory installed clear nylon glides.

Stacking

- All Webby stacking chairs will stack 4 high on the floor, up to 6 chairs on a dolly.

COLORS / FINISHES

Nylon Shell Colors:

- White
- Navy Blue
- Ivory
- Charcoal
- Apple Green

Frame Finish Colors:

- Standard powder coat colors.
- Optional polished chrome available with upcharge.

OPTIONS

- CODE: FR - CAL 133 (TB 133) Fire Retardant
- CODE: MB - Moisture Barrier
- CODE: 2FO/C - Two Fabric Option (Seat and Back Insert)
- CODE: SH - Specialty Height (any custom height)
- CODE: PC - Polished Chrome frame finish
- CODE: CAS2 - 2" Black Casters (not available on chrome frame)
- CODE: TA - Fixed Tablet Arm - Exposed Plywood Edge (Sled Base)*
- CODE: CH - Counter Height (24" seat height), Specialty Height
- CODE: JB - Jury Base - includes Swivel

* TA Fixed tablet arm option not available in polished chrome

CHAIRS	WEIGHT LIMIT
Metal Legs	350 lbs.

DIMENSIONS	Chair
Seat Width:	18"
Seat Depth:	17"
Seat Height:	18"
Back Height:	31"
Overall Width:	22.5"
Overall Depth:	21"
Qty./Wt. per carton:	3 ea./56 lbs.



4-LEG STACKER WITH
#196 DOLLY



4-LEG STACKER WITH
CASTERS

MODEL / DESCRIPTION / LIST PRICING



333 4-Leg Stacking Chair



Chair
\$347



333/SI 4-Leg Stacking Chair with Upholstered Seat Insert

COM Yardage: 0.75 Yard

COM	GR1	GR2	GR3	GR4	GR5	GR6	GR7	GR8	GR9	GR10	LEA
\$444	\$474	\$493	\$513	\$534	\$554	\$577	\$600	\$624	\$649	\$675	\$798



333/S 4-Leg Stacking Chair with Upholstered Inserts on Seat & Back

COM Yardage (Two Color): Seat: 0.75 Yard / Back: 0.5 Yard

COM Yardage (One Color): 0.75 Yard

COM	GR1	GR2	GR3	GR4	GR5	GR6	GR7	GR8	GR9	GR10	LEA
\$540	\$578	\$600	\$625	\$650	\$676	\$702	\$731	\$760	\$790	\$822	\$972

OPTIONS

Add upcharge to list price and code to model number

FR	CAL 133 (TB 133) Fire Retardant - per yard.	\$95	/yd.
MB	Moisture Barrier - Per Seat.	\$72	
PC	Polished Chrome frame finish - Chair.	\$40	
CAS2	2" Black Casters	\$23	ea.

2FO/C	Two Fabric Option	\$52	
JB	Jury Base - Includes Swivel	\$413	

DIMENSIONS	Sled Base
Seat Width:	18"
Seat Depth:	17"
Seat Height:	18"
Back Height:	31"
Overall Width:	22.5"
Overall Depth:	18"
Qty./Wt. per carton:	3 ea./52 lbs.



SLED BASE
STACKER

MODEL / DESCRIPTION / LIST PRICING



330 Sled Base Stacking Chair

Chair
\$416



330/SI Sled Base Stacking Chair with Upholstered Seat Insert

COM Yardage: 0.75 Yard

COM	GR1	GR2	GR3	GR4	GR5	GR6	GR7	GR8	GR9	GR10	LEA
\$513	\$549	\$571	\$594	\$618	\$642	\$668	\$694	\$722	\$751	\$782	\$923



330/S Sled Base Stacking Chair with Upholstered Inserts on Seat & Back

COM Yardage (Two Color): Seat: 0.75 Yard / Back: 0.5 Yard
COM Yardage (One Color): 0.75 Yard

COM	GR1	GR2	GR3	GR4	GR5	GR6	GR7	GR8	GR9	GR10	LEA
\$610	\$652	\$678	\$706	\$733	\$763	\$794	\$825	\$858	\$893	\$928	\$1097

OPTIONS

Add upcharge to list price and code to model number

FR	CAL 133 (TB 133) Fire Retardant - per yard.	\$95	/yd.
MB	Moisture Barrier - Per Seat.	\$72	
PC	Polished Chrome frame finish - Sled Base.	\$61	

2FO/C	Two Fabric Option	\$52	
TA	Fixed Tablet Arm - Sled Base*	\$313	

* FA Fixed tablet arm option not available in polished chrome.

DIMENSIONS	Bar Stool	Counter Stool
Seat Width:	18"	18"
Seat Depth:	17"	17"
Seat Height:	30"	24"
Back Height:	45"	39"
Overall Width:	22.5"	22.5"
Overall Depth:	24"	24"
Qty./Wt. per carton:	3 ea./70 lbs.	3 ea./70 lbs.



STACKING
BAR STOOL

MODEL / DESCRIPTION / LIST PRICING



349 Stacking Bar Stool - Nylon Shell



Stool
\$562



349/SI Stacking Bar Stool with Upholstered Seat Insert

COM Yardage: 0.75 Yard

COM	GR1	GR2	GR3	GR4	GR5	GR6	GR7	GR8	GR9	GR10	LEA
\$660	\$707	\$734	\$763	\$795	\$826	\$859	\$894	\$930	\$966	\$1005	\$1188



349/S Stacking Bar Stool with Upholstered Inserts on Seat & Back

COM Yardage (Two Color): Seat: 0.75 Yard / Back: 0.5 Yard

COM Yardage (One Color): 0.75 Yard

COM	GR1	GR2	GR3	GR4	GR5	GR6	GR7	GR8	GR9	GR10	LEA
\$747	\$798	\$831	\$863	\$898	\$934	\$971	\$1010	\$1051	\$1093	\$1136	\$1343

OPTIONS

Add upcharge to list price and code to model number

FR	CAL 133 (TB 133) Fire Retardant - per yard.	\$95	/yd.
MB	Moisture Barrier - Per Seat.	\$72	
PC	Polished Chrome frame finish - Bar Stool.	\$61	

2FO/C	Two Fabric Option	\$52	
CH	Counter Height (24" seat height)	\$30	
SH	Specialty Height (any custom height)	\$30	

WEBBY SWIVEL SERIES

The Webby series swivel chairs with nylon shell are available armless or with elliptical arms. Upholstered seat insert and upholstered inserts on seat and back are available. High chair kit available in two height extensions.



SWIVEL CHAIR

ORDERING INFORMATION

To Order Please Specify:

- | | |
|----------------------|--------------------------|
| 1) Series Name | 5) Epoxy Color |
| 2) Model Number | 6) Fabric Grade & Number |
| 3) Quantity | 7) Optional Items |
| 4) Nylon Shell Color | 8) Powdercoat Arm Color |

WEBBY TASK GENERAL SPECIFICATIONS

Shell

Webby has a single-piece contoured shell made of 100% nylon with natural built-in flex motion. Shell is flame retardant. Choose from 6 nylon shell color choices.

Upholstery

Upholstered seat and back inserts are applied over molded plastic and attached to nylon shell with metal T-nuts. Seat and Back can be upholstered with choice of fabric, vinyl, crypton, leather or approved COM.

Features

Swivel chairs have a gas cylinder with pneumatic height adjustment. Swivel chairs are standard with a five-star impact resistant plastic base and dual wheel casters.

Five Star

Five-star bases have gas cylinders with pneumatic height adjustment. Impact resistant plastic base in black or optional chrome base. High chair kit consists of 8" or 10" extended piston with adjustable chrome foot ring. Standard dual wheel casters or optional glides in black high impact plastic.

Chair Controls

- Swivel
- Pneumatic height adjustment
- Backward tilt - free float

COLORS / FINISHES

Nylon Shell Colors:

- | | |
|-------------|---------------|
| • White | • Charcoal |
| • Navy Blue | • Apple Green |
| • Ivory | |

OPTIONS

- CODE: FR - CAL 133 (TB 133) Fire Retardant
- CODE: MB - Moisture Barrier
- CODE: PCS - Polished Chrome Aluminum Base and Casters
- CODE: GC - Black Glides for 5 star base
- CODE: HK - High Chair Kit - Specify 8" or 10" piston
- CODE: BCS - Black Aluminum Swivel Base and Casters
- CODE: 2FO/C - Two Fabric Option



Glides
Detail



SWIVEL TASK CHAIR
WITH OPTIONAL HIGH KIT

DIMENSIONS	Task Chair	8" Piston High Kit	10" Piston High Kit
Seat Width:	18"	18"	18"
Seat Depth:	17"	17"	17"
Seat Height:	14.5-24"	22.5-30"	25-35"
Back Height:	31-36"	34-40"	38-47"
Overall Width:	24"	24"	24"
Overall Depth:	24"	24"	24"
Qty./Wt. per carton:	1 ea./25 lbs.	1 ea./25 lbs.	1 ea./25 lbs.

MODEL / DESCRIPTION / LIST PRICING



340 Swivel Task Chair

NYLON
\$611



340/SI Swivel Task Chair - Upholstered Seat Insert

COM Yardage: 0.75 Yard

COM	GR1	GR2	GR3	GR4	GR5	GR6	GR7	GR8	GR9	GR10	LEA
\$702	\$752	\$782	\$813	\$846	\$879	\$915	\$951	\$989	\$1028	\$1070	\$1264



340/S Swivel Task Chair - Upholstered Inserts on Seat & Back

COM Yardage (Two Color): Seat: 0.75 Yard / Back: 0.5 Yard

COM Yardage (One Color): 0.75 Yard

COM	GR1	GR2	GR3	GR4	GR5	GR6	GR7	GR8	GR9	GR10	LEA
\$797	\$852	\$887	\$922	\$959	\$997	\$1037	\$1078	\$1122	\$1167	\$1213	\$1435

OPTIONS

Add upcharge to list price and code to model number

FR	CAL 133 (TB 133) Fire Retardant - per yard	\$95	/yd.
MB	Moisture Barrier - per seat	\$72	
PCS	Polished Chrome Aluminum Base and Casters	\$95	
GC	Black Glides for 5 star base	\$30	

HK	High Chair Kit - Specify 8" or 10" piston	\$111	
BCS	Black Aluminum Swivel Base and Casters	\$64	
2FO/C	Two Fabric Option	\$52	



WESTLAKE METAL TABLE OF CONTENTS

Westlake Metal Lounge	2
Westlake Metal Occasional	8



WESTLAKE METAL COLLECTION

Westlake Metal offers stylish upholstered guest seating and is an environmentally preferred product.



WESTLAKE METAL ARM CHAIR



WESTLAKE METAL THREE-SEAT LOUNGE

ORDERING INFORMATION

To Order Please Specify:

- 1) Series Name
- 2) Model Number
- 3) Quantity
- 4) Powder Coat Color
- 5) Poly Arm Cap, Black or Charcoal
- 6) Wood Stain Color
- 7) Armcap Color
- 8) Fabric Grade & Number
- 9) Optional Items
- 10) Select Tabletop

WESTLAKE LOUNGE GENERAL SPECIFICATIONS

Steel Frame Construction

- Built-in wall saver design.
- 1-1/4" round steel tubing, welded to steel apron.

Back

- Tongue & groove hardwood construction
- High-resiliency foam wrapped over frame

Seat

- Large webbing stretched over hardwood frame
- High resiliency foam applied and bonded

Underseat

- Steel welded frame, welded to steel apron

Upholstery

- High resiliency foam is being used throughout
- Adjustable glides installed

COLORS / FINISHES

Metal Finish Colors:

Standard powder coat colors available.

Arm Caps:

- Westlake Metal Lounge comes with standard black or charcoal polyurethane arm caps.
- Stained wood arm caps are optional.

OPTIONS

- CODE: FR - CAL 133 (TB 133) Fire Retardant
- CODE: MB - Moisture Barrier
- CODE: 2FO/C - Two Fabric Option (per seat)
- CODE: WAC - Arm Caps, Solid Wood

MULTIPLE SEATING

METAL CHAIRS	WEIGHT LIMIT
Per Seat	500 lbs.
Bariatric	750 lbs.

LOUNGE

SOFT SEATING	WEIGHT LIMIT
1 Seat	500 lbs.
2 Seat	1000 lbs.
3 Seat	1500 lbs.

• WALL SAVER DESIGN
Wall saver design helps protect walls.

• SLIM PROFILE BACK
Slim profile back fits in tighter areas, ideal for waiting rooms...

• WELDED STEEL CONSTRUCTION
Features a fully welded steel substructure for the ultimate in seating strength.





Westlake Metal 2 seat and 3 seat with online tables and occasional table

arm options

STANDARD

POLYURETHANE ARM CAPS



black standard arm cap

POLYURETHANE ARM CAPS



charcoal standard arm cap

OPTIONAL

WOOD ARM CAPS



wood stained arm cap

TWO FABRIC UPHOLSTERY





ARM CHAIR
UPHOLSTERED INSERTS

DIMENSIONS	Arm Chair	Two-Seat Lounge	Two-Seat Center Arm	Three-Seat Lounge
Seat Width:	19.5"	39"	19.5" x 2	19.5" x 3
Seat Depth:	18.5"	18.5"	18.5"	18.5"
Seat Height:	18"	18"	18"	18"
Back Height:	33"	33"	33"	33"
Arm Height:	25.5"	25.5"	25.5"	25.5"
Overall Width:	23"	42.5"	44"	65.5"
Overall Depth:	25.5"	25.5"	25.5"	25.5"
Qty./Wt. per carton:	1 ea./42 lbs.	1 ea./68 lbs.	1 ea./73 lbs.	1 ea./110 lbs.

MODEL / DESCRIPTION / LIST PRICING



7800 Arm Chair

COM Yardage: Seat 1 Yd. / Back 1.25 Yd.

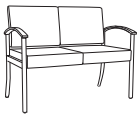
COM	GR1	GR2	GR3	GR4	GR5	GR6	GR7	GR8	GR9	GR10	LEA
\$1047	\$1120	\$1164	\$1211	\$1260	\$1310	\$1362	\$1417	\$1473	\$1532	\$1594	\$1883



7800-A Add-On Seat - R/L Arm (When Sitting)

COM Yardage: Seat 1 Yd. / Back 1 Yd.

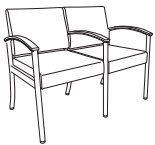
COM	GR1	GR2	GR3	GR4	GR5	GR6	GR7	GR8	GR9	GR10	LEA
\$897	\$922	\$959	\$998	\$1037	\$1078	\$1122	\$1166	\$1213	\$1262	\$1312	\$1551



7805 Two Seat Lounge

COM Yardage: Seat 1.5 Yds. / Back 2 Yds.

COM	GR1	GR2	GR3	GR4	GR5	GR6	GR7	GR8	GR9	GR10	LEA
\$1866	\$1997	\$2077	\$2159	\$2246	\$2336	\$2430	\$2526	\$2628	\$2733	\$2842	\$3359



7807 Two-Seat Lounge / Center Arm

COM Yardage: Seat 1.5 Yds. / Back 2 Yds.

COM	GR1	GR2	GR3	GR4	GR5	GR6	GR7	GR8	GR9	GR10	LEA
\$1992	\$2132	\$2216	\$2306	\$2398	\$2494	\$2594	\$2697	\$2805	\$2917	\$3035	\$3586



7810 Three-Seat Lounge / Center Arms

COM Yardage: Seat 2.5 Yds. / Back 2.5 Yds.

COM	GR1	GR2	GR3	GR4	GR5	GR6	GR7	GR8	GR9	GR10	LEA
\$2720	\$2911	\$3027	\$3149	\$3274	\$3406	\$3542	\$3683	\$3831	\$3985	\$4143	\$4897

OPTIONS

Add upcharge to list price and code to model number

FR	CAL 133 (TB 133) Fire Retardant per yard	\$95	/yd
MB	Moisture Barrier on seat	\$133	

2FO/C	2 Fabric Option	\$52	per seat
WAC	Arm Caps, Solid Wood	\$85	ea.

DIMENSIONS	Bariatric Chair	Patient Chair	Hip Chair
Seat Width:	30"	19.5"	19.5"
Seat Depth:	18.5"	18.5"	18.5"
Seat Height:	18"	18"	24"
Back Height:	33"	43"	38"
Arm Height:	25.5"	25.5"	31"
Overall Width:	33.5"	23"	23"
Overall Depth:	25"	25"	25"
Qty./Wt. per carton:	1 ea./53 lbs.	1 ea./ 95 lbs	1 ea./ 95 lbs



PATIENT BACK CHAIR



BARIATRIC CHAIR



HIP CHAIR

MODEL / DESCRIPTION / LIST PRICING



7812 Patient Back Chair

COM Yardage: Seat 1 Yd. / Back 1.75 Yds.

COM	GR1	GR2	GR3	GR4	GR5	GR6	GR7	GR8	GR9	GR10	LEA
\$1303	\$1394	\$1449	\$1508	\$1568	\$1631	\$1695	\$1764	\$1835	\$1907	\$1984	\$2345



7815 Bariatric

COM Yardage: Seat 1.5 Yd. / Back 1.5 Yd.

COM	GR1	GR2	GR3	GR4	GR5	GR6	GR7	GR8	GR9	GR10	LEA
\$1480	\$1583	\$1646	\$1714	\$1781	\$1852	\$1927	\$2003	\$2084	\$2166	\$2253	\$2664



7818 Hip Chair

COM Yardage: Seat 1 Yd. / Back 1.25 Yd.

COM	GR1	GR2	GR3	GR4	GR5	GR6	GR7	GR8	GR9	GR10	LEA
\$1766	\$1889	\$1965	\$2043	\$2125	\$2209	\$2298	\$2391	\$2486	\$2585	\$2689	\$3177

OPTIONS

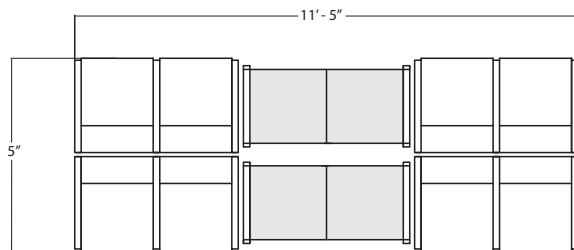
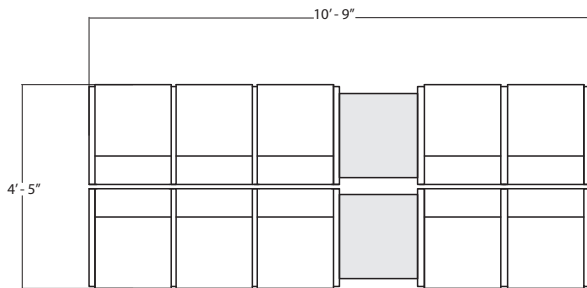
Add upcharge to list price and code to model number

FR	CAL 133 (TB 133) Fire Retardant per yard	\$95	/yd
MB	Moisture Barrier on seat	\$133	

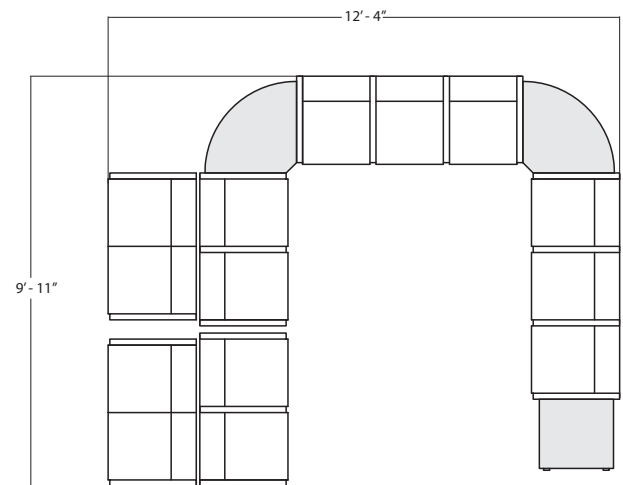
2FO/C	2 Fabric Option	\$52	per seat
WAC	Arm Caps, Solid Wood	\$85	ea.



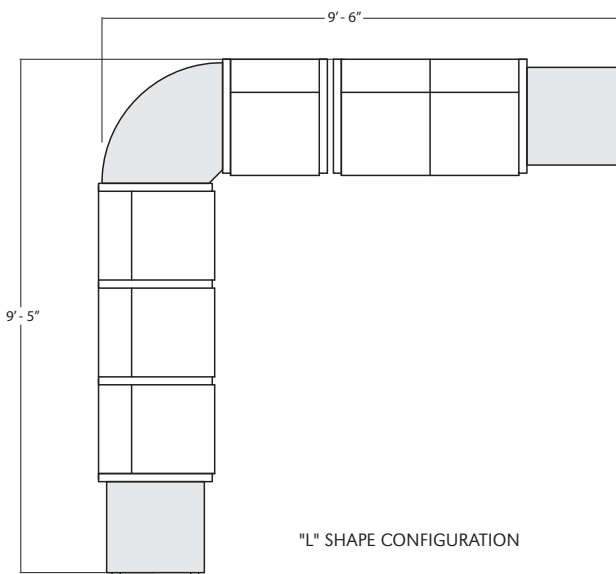
CONFIGURATIONS USING ONLINE TABLES AVAILABLE



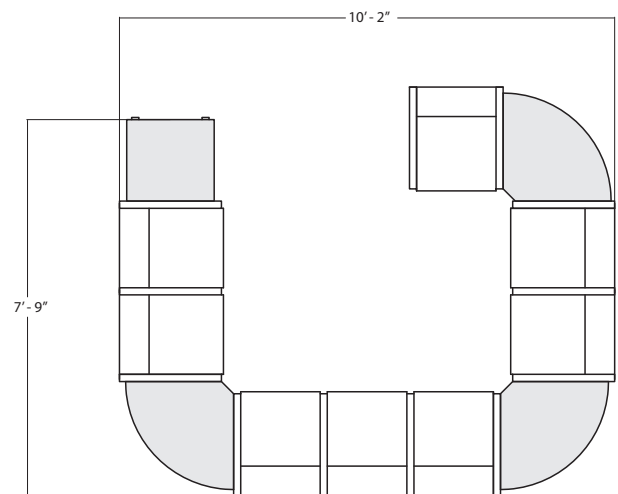
BACK-TO-BACK CONFIGURATION



"U" SHAPE CONFIGURATION



"L" SHAPE CONFIGURATION



"U" SHAPE CONFIGURATION 2

CAD Design and Engineering services per your specifications are available to customers requesting this service.
Please provide exact room dimensions, desired configuration and seating requirements and fax your order to
ERG Customer Service: 1-805-981-9878 or call toll free: 1-800-446-1186



WESTLAKE METAL

Westlake Metal occasional table is built with your choice of laminate, wood veneer or solid surface top on a welded 1.25" diameter steel tube frame.



COFFEE TABLE / STRAIGHT LEGS



RECTANGULAR COFFEE TABLE CURVED LEGS

ORDERING INFORMATION

- | | |
|-----------------|--------------------------------|
| 1) Series Name | 4) Frame Finish |
| 2) Model Number | 5) Laminate / Veneer Selection |
| 3) Quantity | 6) Optional Items |

SPECIFICATIONS

Table

Table top is CARB Phase I & Phase II Compliant. Laminate, wood veneer and phenolic backing are glued with water based adhesives. Table Top is 0.75" thick.

Table Tops

ERG offers over 1000 standard laminate choices from Nevamar, Wilsonart, Formica and Pionite. Wood veneer in transparent stain colors and custom stain matching are also available. Solid Surface, 3Form Chroma and stone table tops will be quoted upon request.

Frame

The Westlake Metal features a welded 1.25" diameter steel tube frame. Frames are sandblasted prior to final powder coating in your choice of standard powder coat colors.

Glides

Factory installed steel adjustable glides included.



30" ROUND TABLE / CURVED LEGS



30" ROUND TABLE / STRAIGHT LEGS






30" ROUND TABLE / STRAIGHT LEGS



24" ROUND END TABLE / STRAIGHT LEGS

WESTLAKE METAL OCCASIONAL TABLES

Model Number	Model Description	Table Top Size	Table Height	Table Top Shape	Shipping Weight	LAMINATE EDGE 2B OR 3A	WOOD VENEER EDGE 8G	
	WM24D	Occasional	24" dia	17"	round	30 lbs	\$1376	\$1559
	WM24DT		24" dia	22"	round	40 lbs	\$1443	\$1636
	WM30D	Occasional	30" dia	17"	round	35 lbs	\$1496	\$1616
	WM36D	Occasional	36" dia	17"	round	50 lbs	\$1616	\$1737




30" ROUND TABLE / CURVED LEGS



24" ROUND TABLE / CURVED LEGS

WESTLAKE METAL OCCASIONAL TABLES

	Model Number	Model Description	Table Top Size	Table Height	Table Top Shape	Shipping Weight	LAMINATE EDGE 2B OR 3A	WOOD VENEER EDGE 8G
	WMC24D	Occasional	24" dia	17"	round	30 lbs	\$1436	\$1616
	WMC24DT		24" dia	22"	round	40 lbs	\$1496	\$1677
	WMC30D	Occasional	30" dia	17"	round	35 lbs	\$1623	\$1677
	WMC36D	Occasional	36" dia	17"	round	50 lbs	\$1743	\$1801




COFFEE TABLE / STRAIGHT LEGS

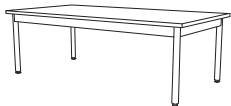


SQUARE END TABLE / STRAIGHT LEGS

WESTLAKE METAL OCCASIONAL TABLES



Model Number	Model Description	Table Top Size	Table Height	Table Top Shape	Shipping Weight	LAMINATE EDGE 2B OR 3A	WOOD VENEER EDGE 8G
WM20S	Occasional	20" x 20"	17"	square	35 lbs	\$1250	\$1374
WM20ST		20" x 20"	22"	square	40 lbs	\$1313	\$1496
WM24S	Occasional	24" x 24"	17"	square	35 lbs	\$1370	\$1424
WM24ST		24" x 24"	22"	square	40 lbs	\$1412	\$1472
WM2042	Occasional	20" x 42"	17"	rectangle	70 lbs	\$1713	\$1752
WM2060	Occasional	20" x 60"	17"	rectangle	80 lbs	\$1832	\$1874








RECTANGULAR COFFEE TABLE CURVED LEGS



END TABLE CURVED LEGS /
SOLID SURFACE TOP

WESTLAKE METAL OCCASIONAL TABLES

	Model Number	Model Description	Table Top Size	Table Height	Table Top Shape	Shipping Weight	LAMINATE EDGE 2B OR 3A	WOOD VENEER EDGE 8G
	WMC20S	Occasional	20" x 20"	17"	square	35 lbs	\$1383	\$1520
	WMC20ST		20" x 20"	22"	square	35 lbs	\$1454	\$1600
	WMC24S	Occasional	24" x 24"	17"	square	35 lbs	\$1451	\$1559
	WMC24ST		24" x 24"	22"	square	35 lbs	\$1528	\$1639
	WMC2042	Occasional	20" x 42"	17"	coffee table	70 lbs	\$1752	\$1928
	WMC2060		20" x 60"	17"	coffee table	80 lbs	\$1898	\$2151



ADD-ON TABLE

WESTLAKE METAL COLLECTION
OCCASIONAL TABLES



ON-LINE QUARTER ROUND TABLE

WESTLAKE METAL OCCASIONAL TABLES

Model Number	Model Description	Table Top Size	Table Height	Table Top Shape	Shipping Weight	LAMINATE EDGE 2B OR 3A	WOOD VENEER EDGE 8G
--------------	-------------------	----------------	--------------	-----------------	-----------------	------------------------	---------------------



WMO18S

Occasional

18" x 18"


15.5"

square

35 lbs

\$813

\$894



WMO2018

Occasional

20" x 18"

15.5"

square

35 lbs

\$669

\$737



WMO23Q

Occasional

23" x 23"

15.5"

quarter round

45 lbs

\$806

\$887



WESTLAKE WOOD TABLE OF CONTENTS

Westlake Wood Lounge	2
Westlake Wood Occasional	8

WESTLAKE WOOD COLLECTION

Westlake offers stylish upholstered guest seating and is an environmentally preferred product. Available in single and multiple seating configurations, as well as add-on units.



WESTLAKE 2 SEAT LOUNGE / ARM CAPS



WESTLAKE THREE-SEAT LOUNGE



WESTLAKE BARIATRIC

ORDERING INFORMATION

To Order Please Specify:

- 1) Series Name
- 2) Model Number
- 3) Quantity
- 4) Wood Stain Finish Color
- 5) Select Table Top
- 6) Edge Selection & Color
- 7) Fabric Grade & Number
- 8) Metal or wood apron colors for round & square tables
- 9) Optional Items

WESTLAKE LOUNGE GENERAL SPECIFICATIONS

Frame Construction

All hardwood frame with built-in wall saver design.

Back

Tongue & groove hardwood construction. High-resiliency foam wrapped over frame.

Seat

Large webbing stretched over hardwood frame. High resiliency foam applied and bonded.

Underseat

Steel welded frame with machine screwed attached to wood frame.

Upholstery

High resiliency foam is being used throughout. Adjustable glides optional.

WESTLAKE TABLE GENERAL SPECIFICATIONS

Table Tops

Laminate or solid surface table tops are .75" overall thickness. Acrylic table tops are 1" overall thickness. ERG offers over 1000 standard laminate choices from Nevamar, Wilsonart, Formica and Pionite. Wood veneer may be stained in transparent wood stain colors. Solid Surface top tables quoted upon request.

Frame

Frame and Legs are constructed of Beech, available in standard transparent wood stain colors. 2" metal or wood apron only on round and square tables.

Glides

Metal self leveling glides are factory installed.

COLORS / FINISHES

Wood Stain Finish Colors:

All transparent wood stain colors available.

Metal Finish Colors:

All metal Finishes for table apron available.

OPTIONS

- CODE: FR - CAL 133 (TB 133) Fire Retardant
- CODE: MB - Moisture Barrier
- CODE: 2FO/C - Two Fabric Option (per seat)
- CODE: PAC - Poly Arm Caps, Black or Charcoal
- CODE: AG - Adjustable Glides (set of 4)

chair features

- WALL SAVER DESIGN
Wall saver design helps protect walls & upholstery



- SLIM PROFILE BACK
Slim profile back fits in tighter areas, ideal for waiting rooms...

- WELDED STEEL CONSTRUCTION
Features a fully welded steel substructure for the ultimate in seating strength.

MULTIPLE SEATING

WOOD CHAIRS	WEIGHT LIMIT
Per Seat	350 lbs.
Bariatric	500 lbs.

LOUNGE

SOFT SEATING	WEIGHT LIMIT
1 Seat	500 lbs.
2 Seat	1000 lbs.
3 Seat	1500 lbs.



Westlake Wood Arm Chair installation with tapered top coffee table with curved legs and two seat bench with on-line lowered center table

arm options

STANDARD


WOOD ARM CAPS



standard arm cap

OPTIONAL

POLYURETHANE ARM CAPS



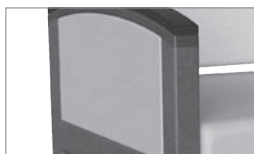
black

POLYURETHANE ARM CAPS



charcoal

UPHOLSTERED PANEL ARMS




chair



bench

TWO FABRIC UPHOLSTERY



chair

DIMENSIONS	Arm Chair / Open Arms	Patient Back Chair
Seat Width:	19.5"	19.5"
Seat Depth:	18.5"	18.5"
Seat Height:	18"	18"
Back Height:	33"	43"
Arm Height:	25"	25"
Overall Width:	23"	23"
Overall Depth:	25"	25"
Qty./Wt. per carton:	1 ea./38 lbs.	1 ea./ 50 lbs



PATIENT BACK



ARM CHAIR
UPHOLSTERED INSERTS

MODEL / DESCRIPTION / LIST PRICING



7200 Arm Chair / Open Arms

COM Yardage: Seat 1 Yd. / Back 1.25 Yd.

COM	GR1	GR2	GR3	GR4	GR5	GR6	GR7	GR8	GR9	GR10	LEA
\$1008	\$1078	\$1122	\$1166	\$1213	\$1262	\$1312	\$1364	\$1419	\$1475	\$1534	\$1814



7200-A Add-On Arm Chair / Open Arms

COM Yardage: Seat 1 Yd. / Back 1.25 Yds.

COM	GR1	GR2	GR3	GR4	GR5	GR6	GR7	GR8	GR9	GR10	LEA
\$850	\$910	\$947	\$984	\$1023	\$1064	\$1107	\$1151	\$1196	\$1244	\$1294	\$1530



7201 Arm Chair / Upholstered Panel Arms

COM Yardage: Seat/Panels 1.75 Yds. / Back 1.25 Yd.

COM	GR1	GR2	GR3	GR4	GR5	GR6	GR7	GR8	GR9	GR10	LEA
\$1207	\$1290	\$1343	\$1396	\$1452	\$1511	\$1571	\$1634	\$1699	\$1767	\$1838	\$2173



7204 Patient Back Chair

COM Yardage: Seat 1 Yd. / Back 1.75 Yds.

COM	GR1	GR2	GR3	GR4	GR5	GR6	GR7	GR8	GR9	GR10	LEA
\$1228	\$1314	\$1368	\$1422	\$1479	\$1537	\$1600	\$1664	\$1730	\$1799	\$1871	\$2211



7203 Patient Back Chair / Upholstered Panel Arms

COM Yardage: Seat/Panels 1.75 Yds. / Back 1.75 Yds.

COM	GR1	GR2	GR3	GR4	GR5	GR6	GR7	GR8	GR9	GR10	LEA
\$1428	\$1528	\$1589	\$1652	\$1719	\$1787	\$1858	\$1934	\$2010	\$2091	\$2175	\$2570

OPTIONS

Add upcharge to list price and code to model number

FR	CAL 133 (TB 133) Fire Retardant per yard	\$95	/yd
MB	Moisture Barrier on seat	\$133	
AG	Adjustable Glide	\$40	

2FO/C	2 Fabric Option	\$52	per seat
PAC	Poly Arm Caps, Black or Charcoal	\$51	ea.

DIMENSIONS	Two-Seat Lounge	Two-Seat Lounge Center Arm
Seat Width:	39"	39"
Seat Depth:	18.5"	18.5"
Seat Height:	18"	18"
Back Height:	33"	33"
Arm Height:	25.5"	25.5"
Overall Width:	44.25"	44.25"
Overall Depth:	24.5"	24.5"
Qty./Wt. per carton:	1 ea./ 58 lbs	1 ea./ 58 lbs

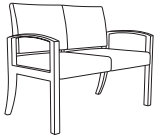


WESTLAKE TWO SEAT UPHOLSTERED
PANELS



WESTLAKE TWO SEAT
LOUNGE

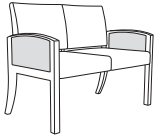
MODEL / DESCRIPTION / LIST PRICING



7202 Two Seat Lounge

COM Yardage: Seat 1.5 Yds. / Back 2 Yds.

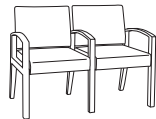
COM	GR1	GR2	GR3	GR4	GR5	GR6	GR7	GR8	GR9	GR10	LEA
\$1766	\$1889	\$1965	\$2043	\$2125	\$2209	\$2298	\$2391	\$2486	\$2585	\$2689	\$3177



7206 Two Seat Lounge / Uph Panel Arms

COM Yardage: Seat/Panels 2.25 Yds. / Back 2 Yds.

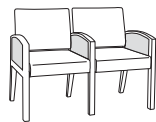
COM	GR1	GR2	GR3	GR4	GR5	GR6	GR7	GR8	GR9	GR10	LEA
\$1965	\$2102	\$2186	\$2274	\$2364	\$2459	\$2557	\$2659	\$2766	\$2876	\$2992	\$3535



7205 Two-Seat Lounge / Center Arm

COM Yardage: Seat 1.5 Yds. / Back 2 Yds.

COM	GR1	GR2	GR3	GR4	GR5	GR6	GR7	GR8	GR9	GR10	LEA
\$1924	\$2058	\$2140	\$2226	\$2314	\$2407	\$2504	\$2604	\$2708	\$2816	\$2928	\$3462



7207 Two-Seat Lounge / Center Arm / Uph Panel Arms

COM Yardage: Seat/Panels 2.5 Yds. / Back 2 Yds.

COM	GR1	GR2	GR3	GR4	GR5	GR6	GR7	GR8	GR9	GR10	LEA
\$2222	\$2377	\$2472	\$2571	\$2673	\$2781	\$2893	\$3009	\$3128	\$3253	\$3383	\$3999

OPTIONS

Add upcharge to list price and code to model number

FR	CAL 133 (TB 133) Fire Retardant per yard	\$95	/yd
MB	Moisture Barrier on seat	\$133	
AG	Adjustable Glide	\$40	

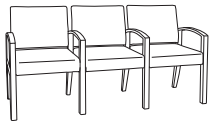
2FO/C	2 Fabric Option	\$52	per seat
PAC	Poly Arm Caps, Black or Charcoal	\$51	ea.

DIMENSIONS	Three-Seat Lounge / Center Arm	Bariatric
Seat Width:	55"	30"
Seat Depth:	18.5"	18.5"
Seat Height:	18"	18"
Back Height:	33"	33"
Arm Height:	25.5"	25.5"
Overall Width:	65.5"	33.5"
Overall Depth:	24.5"	24.5"
Qty./Wt. per carton:	1 ea./ 95 lbs	1 ea./ 44 lbs



WESTLAKE THREE SEAT

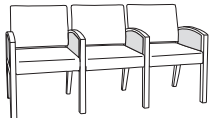
MODEL / DESCRIPTION / LIST PRICING



7210 Three-Seat Lounge / Center Arms / Open Arms

COM Yardage: Seat 2.5 Yds. / Back 2.5 Yds.

COM	GR1	GR2	GR3	GR4	GR5	GR6	GR7	GR8	GR9	GR10	LEA
\$2621	\$2805	\$2917	\$3035	\$3155	\$3281	\$3412	\$3549	\$3691	\$3838	\$3992	\$4719



7211 Three-Seat Lounge / Center Arm / Uph Panel Arms

COM Yardage: Seat/Panel 4 Yds. / Back 2.5 Yds.

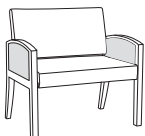
COM	GR1	GR2	GR3	GR4	GR5	GR6	GR7	GR8	GR9	GR10	LEA
\$3021	\$3232	\$3361	\$3496	\$3635	\$3781	\$3932	\$4089	\$4253	\$4424	\$4600	\$5437



7215 Bariatric / Open Arms

COM Yardage: Seat 1.5 Yd. / Back 1.5 Yd.

COM	GR1	GR2	GR3	GR4	GR5	GR6	GR7	GR8	GR9	GR10	LEA
\$1335	\$1429	\$1486	\$1545	\$1608	\$1672	\$1739	\$1807	\$1880	\$1955	\$2034	\$2404



7216 Bariatric / Uph Panel Arms

COM Yardage: Seat/Panel 2.25 Yds. / Back 1.5 Yd.

COM	GR1	GR2	GR3	GR4	GR5	GR6	GR7	GR8	GR9	GR10	LEA
\$1535	\$1643	\$1709	\$1778	\$1849	\$1923	\$1999	\$2079	\$2162	\$2249	\$2339	\$2764

OPTIONS

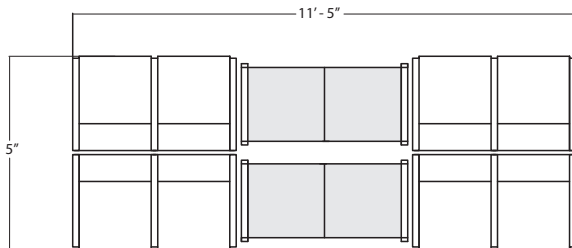
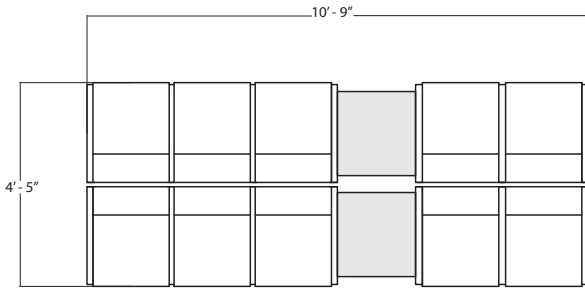
Add upcharge to list price and code to model number

FR	CAL 133 (TB 133) Fire Retardant per yard	\$95	/yd
MB	Moisture Barrier on seat	\$133	
AG	Adjustable Glide	\$40	

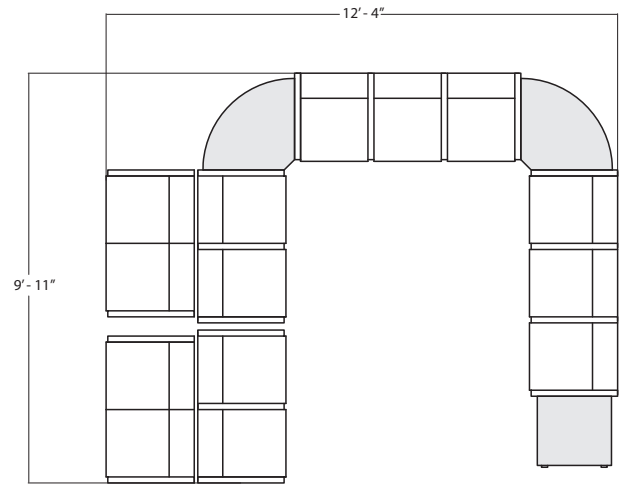
2FO/C	2 Fabric Option	\$52	per seat
PAC	Poly Arm Caps, Black or Charcoal	\$51	ea.



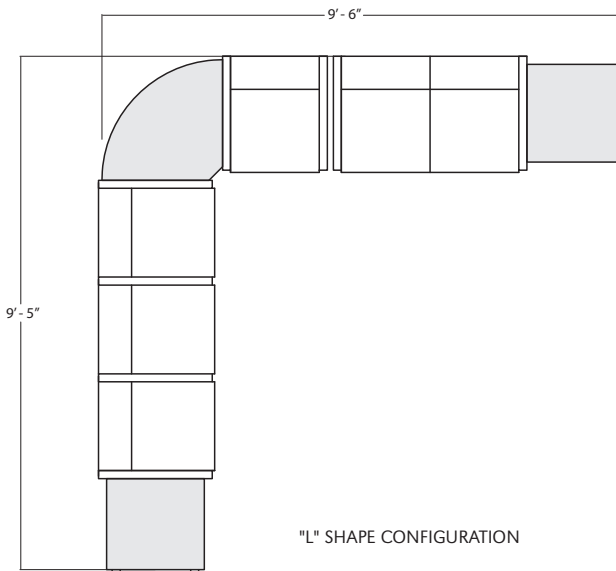
CONFIGURATIONS USING ONLINE TABLES AVAILABLE



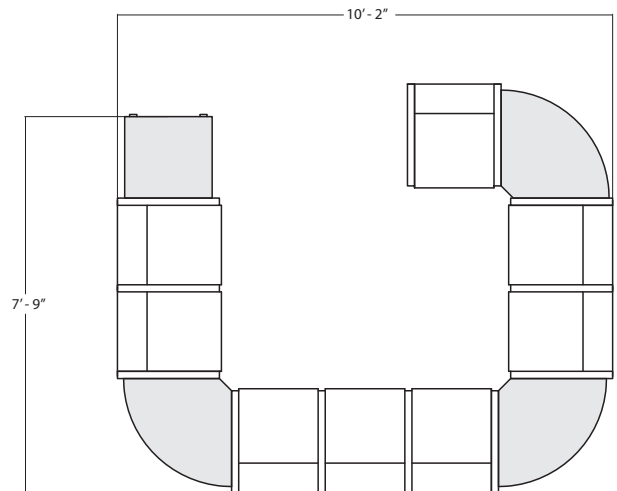
BACK-TO-BACK CONFIGURATION



"U" SHAPE CONFIGURATION



"L" SHAPE CONFIGURATION



"U" SHAPE CONFIGURATION 2

CAD Design and Engineering services per your specifications are available to customers requesting this service.
Please provide exact room dimensions, desired configuration and seating requirements and fax your order to
ERG Customer Service: 1-805-981-9878 or call toll free: 1-800-446-1186



WESTLAKE WOOD

Westlake Wood occasional table is built with your choice of laminate, wood veneer or solid surface top with straight or curved tapered solid wood legs.



TAPERED TOP COFFEE TABLE / STRAIGHT LEGS



COFFEE TABLE WITH TAPERED TOP / CURVED LEGS

ORDERING INFORMATION

To Order Please Specify:

- 1) Series Name
- 2) Model Number
- 3) Quantity
- 4) Select Table Top Material
- 5) Edge Style Selection and Color
- 6) Finish color for Legs and Apron

SPECIFICATIONS

Table

Table top is CARB Phase I & Phase II Compliant. Laminate, wood veneer and phenolic backing are glued with water based adhesives. Table Top is 0.75" thick.

Table Tops

ERG offers over 1000 standard laminate choices from Nevamar, Wilsonart, Formica and Pionite. Wood veneer in transparent stain colors and custom stain matching are also available. Solid Surface, 3Form Chroma and stone table tops will be quoted upon request.

Frame

The Westlake Wood features tapered solid wood legs, either straight or curved, in your choice of standard wood stain colors. The apron is available in stain matched wood or powder coated metal.

Glides

Factory installed glides included.

OPTIONS

- CODE: W - Wood Apron (stain matched)
- CODE: WM - Metal Apron (powder coat color)



SQUARE END TABLE / STRAIGHT LEGS



ROUND TABLE / METAL APRON / CURVED LEGS



ROUND END TABLE

WESTLAKE WOOD OCCASIONAL TABLES




	Model Number	Model Description	Table Top Size	Table Height	Table Top Shape	Shipping Weight	LAMINATE EDGE 2B OR 3A	WOOD VENEER EDGE 8G
	WW24DW	Wood Apron	24" dia	17"	round	30 lbs	\$1196	\$1317
	WW24DWM	Metal Apron				40 lbs	\$1261	\$1387
	WW24DTW	Wood Apron	24" dia	22"	round	40 lbs	\$1256	\$1512
	WW24DTWM	Metal Apron				50 lbs	\$1324	\$1636
	WW30DW	Wood Apron	30" dia	17"	round	35 lbs	\$1277	\$1672
	WW30DWM	Metal Apron				45 lbs	\$1343	\$1476
	WW30DTW	Wood Apron	30" dia	22"	round	40 lbs	\$1454	\$1474
	WW30DTWM	Metal Apron				50 lbs	\$1408	\$1549
	WW36DW	Wood Apron	36" dia	17"	round	50 lbs	\$1483	\$1631
	WW36DWM	Metal Apron				60 lbs	\$1555	\$1712

W Wood Apron WM Metal Apron



ROUND TABLE / METAL OR WOOD
APRON / WOOD LEGS

WESTLAKE WOOD OCCASIONAL TABLES

	Model Number	Model Description	Table Top Size	Table Height	Table Top Shape	Shipping Weight	LAMINATE EDGE 2B OR 3A	WOOD VENEER EDGE 8G
	WWC24DW	Wood Apron	24" dia	17"	round	30 lbs	\$ 1323	\$ 1455
	WWC24DWM	Metal Apron				40 lbs	\$ 1395	\$ 1535
	WWC24DTW	Wood Apron	24" dia	22"	round	40 lbs	\$ 1389	\$ 1528
	WWC24DTWM	Metal Apron				50 lbs	\$ 1465	\$ 1612
	WWC30DW	Wood Apron	30" dia	17"	round	35 lbs	\$ 1431	\$ 1573
	WWC30DWM	Metal Apron				45 lbs	\$ 1503	\$ 1701
	WWC30DTW	Wood Apron	30" dia	22"	round	40 lbs	\$ 1500	\$ 1652
	WWC30DTWM	Metal Apron				50 lbs	\$ 1576	\$ 1785
	WWC36DW	Wood Apron	36" dia	17"	round	50 lbs	\$ 1658	\$ 1824
	WWC36DWM	Metal Apron				60 lbs	\$ 1741	\$ 1973

W Wood Apron WM Metal Apron



SQUARE END TABLE / STRAIGHT LEGS


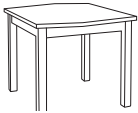


END TABLE / TWO CURVED LEGS

WESTLAKE WOOD OCCASIONAL TABLES



Model Number	Model Description	Table Top Size	Table Height	Table Top Shape	Shipping Weight	LAMINATE EDGE 2B OR 3A	WOOD VENEER EDGE 8G
WW20SW	Wood Apron	20" x 20"	17"	square	30 lbs	\$1142	\$1257
	Metal Apron				40 lbs	\$1199	\$1320
WW20STW	Wood Apron	20" x 20"	22"	square	35 lbs	\$1199	\$1320
	Metal Apron				45 lbs	\$1259	\$1385
WW24SW	Wood Apron	24" x 24"	17"	square	35 lbs	\$1250	\$1374
	Metal Apron				45 lbs	\$1313	\$1487
WW24STW	Wood Apron	24" x 24"	22"	square	40 lbs	\$1313	\$1443
	Metal Apron				50 lbs	\$1378	\$1561
WW24TSW	Wood Apron	24" x 24"	17"	tapered square	35 lbs	\$1374	\$1512
	Metal Apron				45 lbs	\$1443	\$1636
WW24TSTW	Wood Apron	24" x 24"	22"	tapered square	40 lbs	\$1495	\$1643
	Metal Apron				50 lbs	\$1569	\$1778
WWC20SW	Wood Apron	20" x 20"	17"	square	30 lbs	\$1346	\$1481
	Metal Apron				40 lbs	\$1413	\$1602
WWC24SW	Wood Apron	24" x 24"	17"	square	35 lbs	\$1413	\$1555
	Metal Apron				45 lbs	\$1485	\$1682



W Wood Apron WM Metal Apron









COFFEE TABLE TAPERED TOP AND STRAIGHT LEGS



SQUARE TOP CURVED LEGS
WITH SOLID SURFACE

WESTLAKE WOOD OCCASIONAL TABLES

	Model Number	Model Description	Table Top Size	Table Height	Table Top Shape	Shipping Weight	LAMINATE EDGE 2B OR 3A	WOOD VENEER EDGE 8G
	WW2C24SW	Wood Apron	24" x 24"	17"	square	35 lbs	\$1383	\$1520
	WW2C24SWM	Metal Apron				45 lbs	\$1451	\$1643
	WWC24STW	Wood Apron	24" x 24"	22"	square	35 lbs	\$1454	\$1600
	WWC24STWM	Metal Apron				45 lbs	\$1528	\$1730
	WW2C24TSW	Wood Apron	24" x 24"	17"	tapered square	35 lbs	\$1431	\$1573
	WW2C24TSWM	Metal Apron				45 lbs	\$1503	\$1701
	WWC24TSTW	Wood Apron	24" x 24"	22"	tapered square	35 lbs	\$1514	\$1665
	WWC24TSTWM	Metal Apron				45 lbs	\$1590	\$1802
	WW2042W	Wood Apron	20" x 42"	17"	coffee table	70 lbs	\$1752	\$1928
	WW2042WM	Metal Apron				80 lbs	\$1841	\$2085
	WW2060W	Wood Apron	20" x 60"	17"	coffee table	80 lbs	\$1898	\$2151
	WW2060WM	Metal Apron				90 lbs	\$1994	\$2327

W Wood Apron WM Metal Apron



TAPERED TOP COFFEE TABLE AND CURVED LEGS



QUARTER ROUND ON-LINE TABLE

WESTLAKE WOOD OCCASIONAL TABLES

Model Number	Model Description	Table Top Size	Table Height	Table Top Shape	Shipping Weight	LAMINATE EDGE 2B OR 3A	WOOD VENEER EDGE 8G	
	WWC2042TRW	Wood Apron	20" x 42"	17"	tapered rectangle	70 lbs	\$1872	\$2060
	WWC2042TRWM	Metal Apron				80 lbs	\$1967	\$2228
	WWC2060TRW	Wood Apron	20" x 60"	17"	tapered rectangle	80 lbs	\$1993	\$2191
	WWC2060TRWM	Metal Apron				90 lbs	\$2093	\$2370
	WWC20TSW	Wood Apron	20" x 20"	15.5"	tapered square	35 lbs	\$781	\$860
	WWC20TSWM	Metal Apron				45 lbs	\$821	\$930
	WWC24TSW	Wood Apron	24" x 24"	15.5"	tapered square	45 lbs	\$836	\$919
	WWC24TSWM	Metal Apron				55 lbs	\$878	\$993
	WW2220TSW	Wood Apron	22" x 20"	15.5"	tapered square	35 lbs	\$644	\$708
	WW2220TSWM	Metal Apron				45 lbs	\$675	\$765
	WW26QW	Wood Apron	26.5" x 26.5"	15.5"	quarter round	45 lbs	\$775	\$854
	WW26QWM	Metal Apron				55 lbs	\$814	\$923

W Wood Apron WM Metal Apron



END TABLE



SQUARE TOP CURVED LEGS
WITH SOLID SURFACE



END (L or R) ON-LINE TABLE



ALL ROUND OCCASIONAL TABLES
FEATURE A METAL APRON RING

COFFEE TABLE 42" or 60"



TAPERED TOP COFFEE
TABLES



RECTANGULAR COFFEE
TABLE FEATURES A
TAPERED TOP



SQUARE END TABLE / STRAIGHT LEGS



QUARTER ROUND ON-LINE TABLE



ON-LINE MIDDLE TABLE



STRAIGHT LEG END TABLE
FEATURES A TAPERED TOP



WOBURN COLLECTION

Woburn offers stylish upholstered guest seating and is an environmentally preferred product. Available in single and multiple seating configurations, as well as add-on units.



WOBURN ADD-ON CHAIR



WOBURN THREE-SEAT LOUNGE

ORDERING INFORMATION

To Order Please Specify:

- 1) Series Name
- 2) Model Number
- 3) Quantity
- 4) Wood Stain Finish Color
- 5) Fabric Grade & Number
- 6) Optional Items

WOBURN LOUNGE GENERAL SPECIFICATIONS

Frame Construction

The frame is made of 100% solid hardwood with tongue & groove construction, stapled and reinforced with welded steel frame seating support. Wall-saver design is built-in to protect walls.

Upholstery

Seat is made with large expandable webbing sheet that is fully wrapped in 2" high resiliency block foam and top is covered in special bonded polyester Dacron fiber to protect the final upholstery. For upholstery options choose from fabric, vinyl, crypton, leather or approved COM.

Back is 100% hardwood frame again fully wrapped in 2" high resiliency block foam and top is covered in special bonded polyester Dacron fiber to protect the final upholstery. ERG uses only water based glues and adhesives in our upholstery process.

Glides

All frames come with factory installed self leveling steel glides.

COLORS / FINISHES

Wood Stain Finish Colors:

All transparent wood stain colors available.

OPTIONS

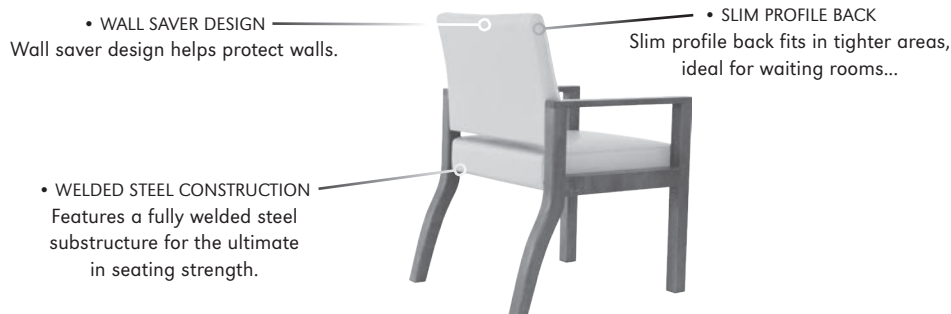
- CODE: FR - CAL 133 (TB 133) Fire Retardant
- CODE: MB - Moisture Barrier
- CODE: 2FO/C - Two Fabric Option (per seat)
- CODE: PAC - Poly Arm Caps, Black or Charcoal

MULTIPLE SEATING

WOOD CHAIRS	WEIGHT LIMIT
Per Seat	350 lbs.
Bariatric	500 lbs.

LOUNGE

SOFT SEATING	WEIGHT LIMIT
1 Seat	500 lbs.
2 Seat	1000 lbs.
3 Seat	1500 lbs.



DIMENSIONS	Arm Chair	Bariatric Chair	Two-Seat Lounge	Three-Seat Lounge	Add-on Chair	Add-on Bariatric Chair
Seat Width:	19.5"	30"	19.5"	19.5"	19.5"	30"
Seat Depth:	18.25"	18.25"	18.25"	18.25"	18.25"	18.25"
Seat Height:	18.5"	18.5"	18.5"	18.5"	18.5"	18.5"
Back Height:	33"	33"	33"	33"	33"	33"
Arm Height:	23.75"	23.75"	23.75"	23.75"	23.75"	23.75"
Overall Width:	23"	33.5"	44.25"	66"	23"	31.75"
Overall Depth:	25"	25"	25"	25"	25"	25"
Qty./Wt. per carton:	1 ea./ 38 lbs	1 ea./ 44 lbs	1 ea./ 58 lbs	1 ea./ 95 lbs	1 ea./ 30 lbs	1 ea./ 40 lbs



WOBURN BARIATRIC


MODEL / DESCRIPTION / LIST PRICING



7100 Arm Chair

COM Yardage: Seat 1 Yd / Back 1.25 Yd.


COM	GR1	GR2	GR3	GR4	GR5	GR6	GR7	GR8	GR9	GR10	LEA
\$947	\$1012	\$1053	\$1094	\$1138	\$1184	\$1231	\$1281	\$1332	\$1385	\$1441	\$1702



7105 Two-Seat Lounge

COM Yardage: Seat 1.5 Yds. / Back 2 Yds.

COM	GR1	GR2	GR3	GR4	GR5	GR6	GR7	GR8	GR9	GR10	LEA
\$1702	\$1821	\$1894	\$1970	\$2049	\$2130	\$2215	\$2305	\$2397	\$2493	\$2593	\$3064



7110 Three-Seat Lounge

COM Yardage: Seat 2.5 Yds. / Back 2.5 Yds.

COM	GR1	GR2	GR3	GR4	GR5	GR6	GR7	GR8	GR9	GR10	LEA
\$2458	\$2631	\$2736	\$2845	\$2960	\$3077	\$3201	\$3328	\$3462	\$3600	\$3744	\$4425



7115 Bariatric Chair

COM Yardage: Seat 1.5 Yd. / Back 1.5 Yd.

COM	GR1	GR2	GR3	GR4	GR5	GR6	GR7	GR8	GR9	GR10	LEA
\$1251	\$1337	\$1392	\$1447	\$1506	\$1566	\$1628	\$1693	\$1762	\$1831	\$1904	\$2251



7120 Add-on Arm Chair

COM Yardage: Seat 1 Yd. / Back 1.25 Yd.

COM	GR1	GR2	GR3	GR4	GR5	GR6	GR7	GR8	GR9	GR10	LEA
\$818	\$876	\$911	\$948	\$985	\$1024	\$1065	\$1108	\$1152	\$1199	\$1246	\$1473



7125 Add-on Bariatric Chair

COM Yardage: Seat 1.5 Yd. / Back 1.5 Yd.

COM	GR1	GR2	GR3	GR4	GR5	GR6	GR7	GR8	GR9	GR10	LEA
\$1099	\$1175	\$1223	\$1272	\$1322	\$1375	\$1431	\$1487	\$1547	\$1609	\$1673	\$1978

OPTIONS

Add upcharge to list price and code to model number

FR	CAL 133 (TB 133) Fire Retardant per yard	\$95	/yd
MB	Moisture Barrier on seat	\$133	

2FO/C	2 Fabric Option	\$52	per seat
PAC	Poly Arm Caps, Black or Charcoal	\$51	ea.