

ERG

INTERNATIONAL

CHAIRS • TABLES • LOUNGES

JANUARY 2020
PRICE LIST AND WORKBOOK



Contract Holder
GS-27F-021DA & GS-27F-020DA

ERGONOM CORPORATION
ERG INTERNATIONAL

1-800-446-1186
www.ERGinternational.com

GSA Contract Information 3
 Company Info 4
 Terms & Conditions 5
 Freight Programs 6
 Ordering Information 8
 Fabric Information 10
 Com Specifications 11

PRODUCTS

QuickShip 13
 Abby 45
 Albury 52
 Archer 58
 Aristo 63
 Ashton 65
 Aspen 69
 Barri 76
 Benton 81
 Beta 88
 Brandon 91
 Brandon Silver 101
 Brighton 104
 Brio 121
 Bruno 125
 Burton 132
 Cabana 138
 Capri 140
 Carlton 143
 Cayman 148
 Cody 155
 Computer Accessories 157
 Connos 158
 Corsa 174
 Crossfire 183
 Cube Plus 193
 Dalma 195
 Darby 198
 Dekko 201
 Del 205
 Dion 207
 Dixon 209
 Chairs and Table Dollies 213
 Dome 215
 Drake 217
 Duncan 237
 Elliot 240
 Encino 251
 Flair 261
 Flight 263
 Foray 267
 Franky Slim 270
 Geometra 276
 Gobi 280
 Harmony 287

Hazel 291
 Hermosa 299
 Hetfield 304
 Island 307
 Jackson 312
 Laguna 319
 Libra 356
 Lotus 358
 Luna 370
 Malibu 375
 Marlo 407
 Metropolis 411
 Mia 413
 Mingle 421
 Modesty Panels 428
 Monaco 430
 Morgan 435
 Muffet 438
 Mylo 440
 Napoli 444
 Newport 452
 Ojai 463
 Orchid 473
 Oslo 475
 Ozark 478
 Parma 480
 Pento 483
 Pisa 486
 Post 490
 Power and Data 500
 Raven 514
 Rewind 544
 Samba 556
 Sammy 565
 Slam 567
 Strike 571
 Symphony 575
 Table Tops Only 584
 Tango 585
 Teriana 587
 Tivoli 592
 Tommy 597
 Treno 599
 Trumpet 603
 Turner 605
 Valencia 609
 Vella 624
 Ventura 632
 Verona 646
 Vesper 650
 Webby 659
 Westlake 665
 Woburn 678

Contract Number: GS-27F-020DA & GS-27F-021DA

For more information on ordering from Federal Acquisition Service click on the FSS Schedules button at <http://www.gsa.gov/fas> Contract Period: March 30, 2016 – March 29, 2021

Contractor's name, address and phone/fax numbers, email & website:

Ergonom Corporation dba ERG INTERNATIONAL

361 North Bernoulli Circle

Oxnard, California 93030

Toll Free Phone 800-446-1186

• Phone: 805-981-9978 • Fax: 805-981-9878

• Email: sales@erginternational.com

• Website: <http://www.erginternational.com>

CUSTOMER INFORMATION**1. CONTRACT NUMBERS (GS-27F-020DA):**

33721T Training room, Auditorium & Theater Furniture

337127LFSB Library Furniture

337127CFSB Cafeteria & Food Service Furniture

CUSTOMER INFORMATION**1. CONTRACT NUMBERS (GS-27F-021DA):**

33721 Office Furniture

2. Maximum order: \$500,000.00 Net.

3. Minimum order: \$500.00 Net.

4. Geographic Coverage: ERG Packages for shipments throughout the continental United States & US Territories.

5. Point of production: ERG International, Oxnard, California USA manufacturing facilities.

6. Discount from list prices: 55% Off

7. Quantity discounts: None Available

8. Prompt payment terms: Net 30.

9. Government credit cards: Yes.

10. Foreign items: None

11a. Time of delivery: 4-8 Weeks ARO

11b. Expedited delivery: 10-Day Quick Ship Program.

12. F.O.B. point: Destination.

13. Ordering address: same as above.

14. Payment address: same as above.

15. Warranty provision: ERG's commercial LIFETIME (frame & foam) & (10) Year limited warranty for defects in GENERAL SERVICES ADMINISTRATION Federal Acquisition Service AUTHORIZED FEDERAL SUPPLY SCHEDULE PRICE LIST materials and workmanship.

16. Export packing charge: Quoted upon request.

17. Government purchase card: Visa & MC Accepted. No additional discount.

18. Terms and conditions of rental, maintenance and repair: Not applicable.

19. Terms and conditions of installation: Net 30 days. Cost of installation will be quoted separately.

20. Terms and conditions of repair parts: Parts prices quoted are net. Same terms apply.

20a. Terms and conditions of any other services: Not applicable.

21. List of service and distribution points: Not applicable

22. List of participating dealers: Call ERG for Participating Dealers in your area.

23. Preventive Maintenance: Not applicable

24. Year 2000 (Y2K) compliant: Yes

25. Environmental attributes: Please refer to ERG's Green Statement / No chemicals used, ONLY water based finishes.

26. Data Universal Number System (DUNS) number: 02 842 7920

27. CCR Registration: Currently registered Cage Code: 1LWE7

28. Returns/Restocking Policy: All products are Custom Made To Order - 30% Restocking Fee

29. Cancellation Policy: Any changes or cancellation to an order must be submitted in writing and confirmed by ERG Customer Service before the change or cancellation is effective. Due to short lead times, any changes or cancellation may result in charges if materials have entered into production.

CORPORATE OFFICE**ERG INTERNATIONAL**

361 North Bernoulli Circle

Oxnard, California 93030

Telephone: 805-981-9978

Toll Free: 800-446-1186

Fax Number: 805-981-9878

E-Mail Address: sales@erginternational.comWebsite: www.erginternational.com

Customer Service: 7:00 AM to 4:00 PM, PST Mon - Fri

MISSION STATEMENT

ERG International is committed to using only the finest materials and components available to build products that result in complete customer satisfaction. ERG is continually listening to our customers in order to build and design the best furniture for their specific needs.

We will always try to accommodate your needs in a timely fashion and guarantee safe shipping to your destination.

U.S. MANUFACTURER

We are very proud to offer American made products. This means we are creating American jobs and supporting American material suppliers. This makes ERG very flexible. We can offer more choices and we can control our quality and delivery. The best part is that we are here to listen to you, our valued customer.

LEED & BIFMA STANDARDS

ERG's strong commitment to sustainability is our support of the U.S. Green Building Council's LEED Program -- (Leadership in Energy and Environmental Design). The LEED program is a voluntary certification system designed to promote buildings that are environmentally responsible, profitable, and healthy places for people to live and work. All ERG products can contribute to points for your LEED Project.

ERG is devoted to sustainable manufacturing practices, utilizing renewable materials, life cycle assessment, recycle-reuse, operations-facilities and supply chain. We have incorporated the BIFMA (Business & Institutional Furniture Manufacturers Association) Sustainability Guidelines into our day to day operations. The majority of all products designed and manufactured by ERG have completed the ANSI/BIFMA performance testing standards. Our customers can purchase any seating and table product and feel confident. Through design, manufacture, delivery and product lifecycle - ERG considers the impact of our products on the environment and uncover opportunities to make things better.

*We're Green*All pricing and specifications online at www.erginternational.com**MANUFACTURING FACILITIES**

361 North Bernoulli Circle

Oxnard, California 93030

ERG INTERNATIONAL WEBSITE**www.erginternational.com**

Please visit us at www.erginternational.com to view products, most current pricelists, finishes and textiles. All brochures and pricelists can be downloaded and ERG literature can be ordered on the website.

GREEN STATEMENT

ERG International is always looking for better ways to be kind to our mother earth. Our Green Program insures that we manage as little waste as possible in respect to power, water and all raw materials.

ERG's manufacturing facilities are located in the coastal town of Oxnard, California where the EPA (Environmental Protection Agency) standards are the highest in the nation. EPA dictates that we use only water-base and water-soluble products in all our manufacturing processes. Wood stains, sealers, lacquers, glues and adhesives used by ERG are all waterbased and water soluble products, and carry Greenguard Certification.

Other ways ERG contributes to our Green Program is we use only recyclable vinyl, PVC and polypropylene plastics. 98% of all wood used in the making of our furniture is from well managed forests backed by the FSC (The Forest Stewardship Council). We reclaim as much powder coat paint as is physically possible. This is achieved through a reclaiming facility and also using our in-house equipment. We use only plastic and paper that is recyclable for packaging our products. All usable wood excess is used for manufacturing pallets and crates. All excess steel is sent to a recycling center every week. All potential product additions to our line always include evaluating what that product does to our planet. We are committed to our customers and our planet!



USGBC and related logo is a trademark of the U.S. Green Building Council and is used by permission. Member since 2006.

GENERAL TERMS FOR ALL ORDERS

Information in this price list replaces all information in prior price lists and catalogs.

Prices – Prices and specifications are list prices effective with date printed on cover and supercedes all other published price lists. ERG reserves the right to change prices or specifications without prior notice. Orders are accepted subject to price prevailing at time of shipment.

Orders – All orders must be placed through Purchase Order only.

E-mail Purchase Order:

orders@erginternational.com

Fax:

ERG Customer Service

Fax: 1-805-981-9878

Mail:

ERG Customer Service

361 N. Bernoulli Circle
Oxnard, CA 93030 USA

Phone Orders – NO phone orders will be accepted. Orders are only accepted in writing by mail, fax or email.

Order Acknowledgments – Customers will receive an order acknowledgment after purchase orders have been entered into production. Orders are accepted, manufactured and invoiced in accordance with the order acknowledgment. Please advise ERG immediately of any discrepancies.

Acknowledged orders may not be cancelled or modified without written consent from ERG.

Matching Orders – If any order is to match a previous shipment, it must be clearly stated on the order. Please supply original invoice number and date. If product or materials needed cannot be supplied, customer will be notified.

Orders on Hold & Delayed Shipments – Customers requesting shipments to be "held" or "delayed" **after orders have been put into production.** ERG will complete the order on the original schedule and invoice. Storage charges will accrue after 30 days.

Changes or Cancellation – Any changes or cancellation to an order must be submitted in writing and confirmed by ERG Customer Service before the change or cancellation is effective. Due to short lead times, any changes or cancellation may result in charges if materials have entered into production.

PRODUCT RETURNS

All products are custom made to order and cannot be returned. For large orders, we will gladly provide our customers with a sample of materials or products upon request, if necessary.

CUSTOM ORDER CHARGES

Stain Matching – Custom stain matching charge is \$425.00 List. Due to the natural fiber of wood and different wood variances we cannot guarantee an exact match to any existing products produced. ERG has many stain choices available and will gladly supply wood stain samples upon request. Custom powder coat match, call for quote.

PRODUCT CHANGES & SPECIFICATIONS

ERG International's policy is one of continuous product improvement. We therefore reserve the right to make changes in design or specifications, or to discontinue products at any time without prior notice. Every effort will be made to keep the user informed when changes do occur. All dimensions and weights shown are approximate.

CALIFORNIA TECHNICAL BULLETIN 117 (CAL 117)

California Bulletin 117 (TB 117) is standard. All our commercial upholstery fabrics sold in the USA must meet Cal Bulletin 117 standard.

PRODUCT LIABILITY

ERG International disclaims all liability for damages resulting directly or indirectly from use of its products which have undergone changes or alterations by the installer or user, regardless of the reason or the authority for such alteration; or from improper installation, where deviation from the prescribed installation has occurred for whatever reason.

PRODUCT LEAD TIME

Most of our regular orders will ship in 4-8 weeks after receipt of a clean PO. ERG strives for a 100% on time delivery to our customers. Customers who do not have open accounts will be notified of terms. For large and custom orders please contact Customer Service for lead time information.

CREDIT TERMS

ERG will extend credit terms to any credit worthy customer, provided they have filled out an ERG Credit Application and have been approved for a line of credit. All payments are due Net 30 days. 1.5% percent late payment fee will start accruing after the payment is due. Other methods of payment are available, such as VISA® or MASTERCARD® with a 2% processing fee.

STORAGE FEES

Any order held longer than 48 hours after completion, will be subject to a weekly storage fee. Storage fee will be determined by the size of the order. No exceptions.

FREIGHT DAMAGE & CLAIMS

ERG International offers a Guaranteed Safe Shipping Program to your destination provided you select our **GUARANTEED VALUE FREIGHT PROGRAM**. This means that if you choose our freight program, we guarantee that your furniture is free of damage. If for some reason the furniture does come in damaged, **ERG will handle the complete freight claim** and reship the replacement furniture to you free of charge! This is our Guaranteed Safe Shipping Program that is considered to be the best in our industry. **Note:** You must use ERG International's designated freight carriers; the use of your own freight carrier voids this program.

If, in the event that your shipment arrives damaged, please notify ERG Customer Service immediately upon discovery of any damages, even if the damage is "concealed damage" (no damage to boxes & packaging).

PLEASE SAVE ALL PACKAGING MATERIALS, Take Photos of Damaged Packaging & Products. Send to ERG Customer Service and will initiate and the process for any freight claims reported by our customers or their affiliates; i.e. warehouses or end-user.

Disclaimer: ERG has the discretion to replace or repair based on the extent of the damage.

ERG Customer Service: 1-800-446-1186

FREE FREIGHT PROGRAM

ERG International offers a FREE FREIGHT PROGRAM. Freight is free of charge on all orders over \$4,000 list. Orders under \$4,000 list will have a flat freight fee of \$98.

All products are shipped F.O.B. Origin, Oxnard, California or Dallas, Texas.

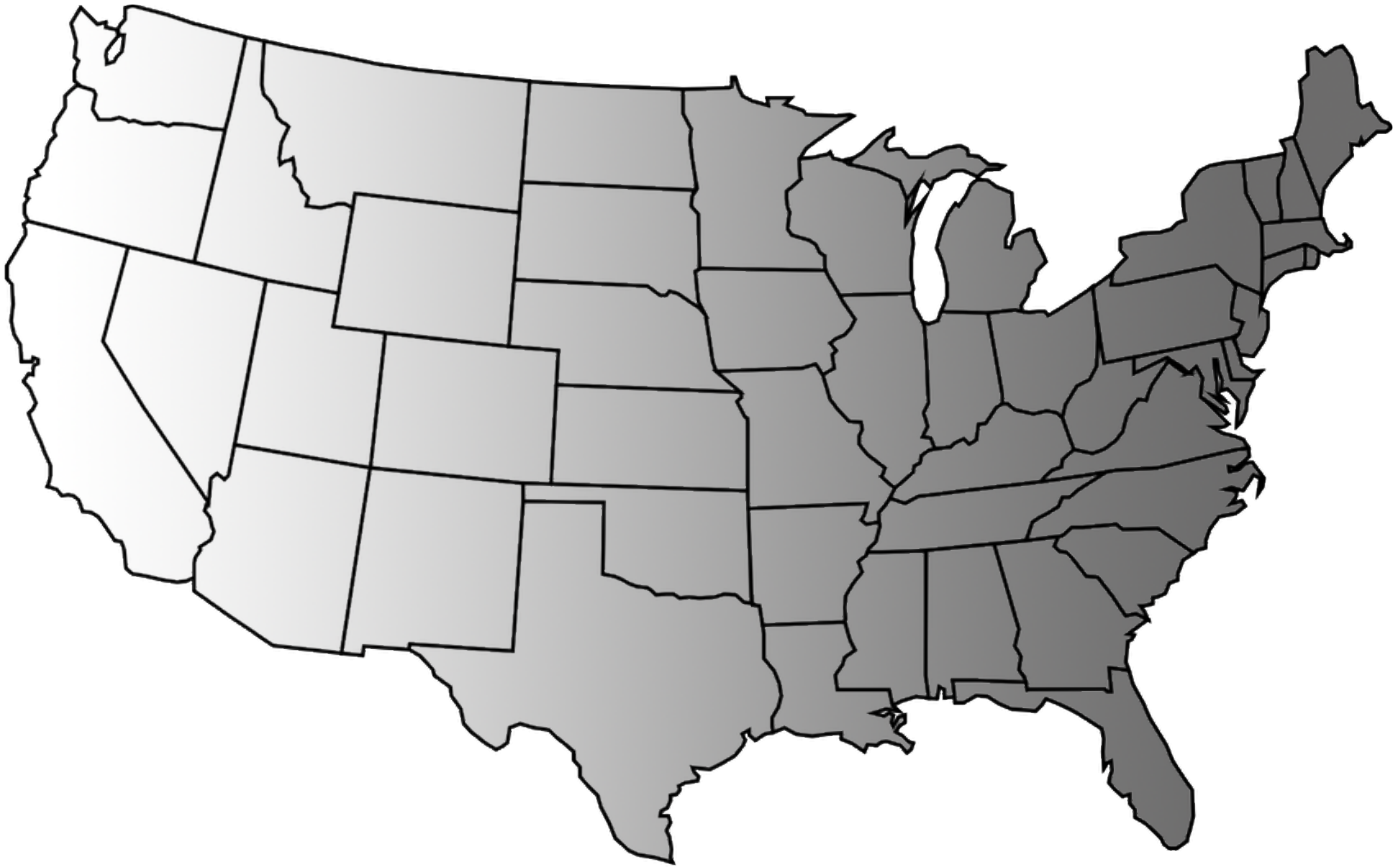
Please call factory for Inside deliveries, special delivery requests, and other accessorial charges.

Note: ERG reserves the right to add a fuel surcharge when and if necessary during the course of the year.

If a freight carrier is not noted on your order, ERG will ship via the GUARANTEED VALUE FREIGHT PROGRAM and choose the most appropriate carrier and add the charges to your invoice. If the customer wishes to use their own carrier, it will ship via collect or 3rd party.

ERG now offers **FREE FREIGHT** on all orders over \$4,000 list!

Orders less than \$4,000 list will be charged a flat freight fee of \$98.



FREE FREIGHT
On all orders over \$4,000 list!

ERG International offers our customers a vast selection in design choices. We will give you the freedom to use our products to design environments that have just the look you are trying to achieve with complementing colors, textures and finishes.

Ordering from ERG is simple and easy. When ordering, please follow these simple guidelines to ensure your furniture products are made exactly to your specifications.

Exact information needed are specified with each series, the following is a general list of information that may need to be specified:

HOW TO SPECIFY

Series Name

Model

Quantity

Plastic Chair

- Poly Shell Color
- Frame Finish: Wood Or Metal
- Options: Powder Coat...etc.

Upholstered Chair Or Soft Seating

- Fabric Grade / COM / COL (Priced at grade 3)
- Vendor
- Name & Number
- Fabric Direction(See Fabric Info under Materials & Finishes Booklet)
- Frame Finish: Wood Or Metal
- Options: Power/Data, Arm Caps...etc.

Table: Cafe, Training, Conference, Occasional

- Table Top:
 - ◆ Laminate
 - ◆ Veneer
 - ◆ Acrylic
 - ◆ Solid Surface
 - ◆ Butcherblock
- Edge
- Base Finish
- Options: Power/Data,Flip, etc.

In some cases, more specific information may be required, such as placement of arms, two tone stain, second fabric information, etc. A layout drawing will need to accompany all orders that have placement issues pertaining to "Left" or "Right" side placement, i.e. arm locations and tablet arm placements.

ERG CUSTOMER SERVICE

ERG Customer Service Department prides itself in delivering the best service possible for all our customers. ERG's Customer Service hours are 7:00 AM to 4:30 PM, Pacific Standard Time, Mon. – Fri. You may reach ERG Customer Service at 1-800-446-1186, or by fax at: 805-981-9878.

DESIGN AND ENGINEERING SERVICES

Because every application is unique, ERG offers Space Planning and Engineering Services to tailor our products to meet your needs.

ERG International's responsibility is limited to supplying the product, as specified, to the buyer. Responsibility of meeting City, State and Federal building codes and requirements is the responsibility of the elected installer.

CONTACT US

Quotes or Questions:

sales@erginternational.com

Purchase Orders:

orders@erginternational.com

Literature and Finish Sample Requests:

literature@erginternational.com

or

REQUEST FORM

ERG INTERNATIONAL

361 North Bernoulli Circle

Oxnard, CA 93030

Phone: (805) 981-9978

Toll Free: 1-800-446-1186

Fax: (805) 981-9878

Hours:

Monday through Friday

7:00 AM - 4:30 PM Pacific

ERG TERMINOLOGY

COM: Customer's Own Material
COL: Customer's Own Leather

MB: Moisture Barrier
FR: Fire Retardant

2FO: Two Fabric Option
3FO: Two Fabric Option

GRADED IN FABRICS

ERG offers graded in fabrics from the following textile companies: ArcCom, Knoll, Mayer, Momentum and more. Please visit ERG's website under the heading MATERIALS/TEXTILES to find graded-in fabrics in pdf format along with a link to each vendor's website. For additional information call the manufacturer with their Toll-Free number provided. For COL (Customer's Own Leather) please use Grade 3 List price.

MOISTURE BARRIER:

ERG International offers an optional moisture barrier to seats only on all seating products. The barrier is applied over the foam and under the fabric. Please specify "MB" option with product model number and add corresponding list price per seat.

FIRE RESISTANCE:

Due to the vast choice of fabrics with varying degrees of flame retardancy, we suggest you consult the published technical data of the fabric supplier.

ERG International assumes no responsibility for the flame retardancy of any fabric.

California Technical Bulletin CA 117-2013 Compliant relates to fabrics as well as resilient filling materials (i.e. foam and dacron), all ERG International products conform to this standard.

Certain jurisdictions require the use of additional fire retardants such as the regulation known as California Technical Bulletin CAL 133 (no longer applicable for CA). ERG International provides compliance with this standard by application of a fire barrier material. Labels indicating fire retardancy compliance can be placed on the underside of all seating products when required. Please specify "FR" option with product model. The cost is \$90 List per yard of fabric required for the unit specified, or as noted.

TWO (OR MORE) FABRIC OPTION:

When two or more fabrics are used on one unit add appropriate option Code to the model number and the price will be the grade average.

Example A: fabric 1 is Grade 7 and fabric 2 is Grade 5 - the entire unit will be calculated at Grade 6 pricing plus the option price.

Example B: fabric 1 is COM and fabric 2 is Grade 6 - the entire unit will be calculated at Grade 3 pricing plus the option price.

USING STRIPED FABRICS

When using vertical stripes on curved modular piece the stripes will not align on any size over 30 degrees.

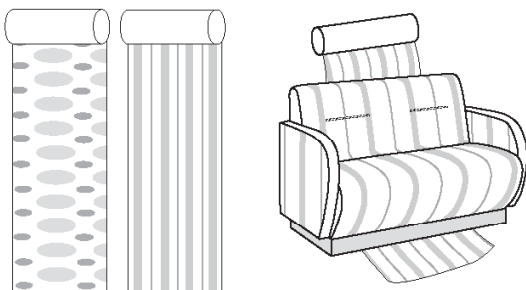
Matching can be achieved if multiple seams are approved to be applied

FABRIC DIRECTION

Specify which illustration shows how fabric is to be applied to furniture.

OFF THE BOLT (NON-RAILROAD)

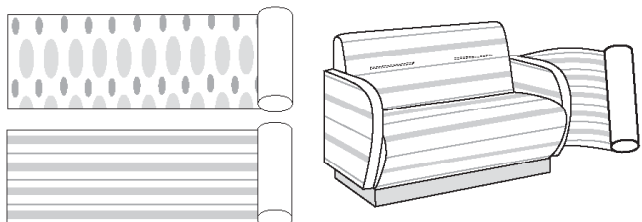
Off The Bolt fabrics require seaming of fabric on one-piece cushions greater than 48".



OR

RAILROAD

Railroad fabrics allow tailoring of one-piece backs or seat cushions of sofas without seams.



COM SPECIFICATIONS

ERG International is not responsible for appearance, behavior, color accuracy, durability, performance, or weaving of COM materials. All responsibility for COM shipments is between the purchaser and the textile source. Customers are solely responsible for making sure the COM complies with all applicable codes and regulations. ERG International reserves the right to reject fabrics or leathers we deem unsuitable for upholstery. When this occurs, the customer will be notified in writing with an explanation of the problem. ERG International cannot be held responsible for any unsatisfactory results in the application of a COM/COL and a written release from the customer may be required before the order is processed. ERG International cannot be held responsible for tailoring variances that result from the application of a particular textile or leather.

COM YARDAGE

All yardage requirements listed in the price list are based upon 54 plain non-directional material. Additional yardage will be required for repeats or fabric less than 54 wide.

APPROVED COM ORDERING PROCEDURES

The fabric table below will give you approximate additional yardage requirements for repeats of 6" vertical or horizontal. Anything over should be submitted for calculation by ERG.

	54" Wide	53"-51" Wide	50"-48" Wide	47"-45" Wide	44"-36" Wide
Plain Fabric	0%	15%	30%	45%	60%
2" - 10" Repeat	10%	20%	35%	50%	65%
11" - 20" Repeat	15%	25%	40%	55%	70%
21" - 25" Repeat	20%	30%	45%	60%	75%
26" - 30" Repeat	25%	35%	50%	65%	80%
31" - 35" Repeat	30%	40%	55%	70%	85%
36" - 40" Repeat	35%	45%	60%	75%	90%
41" - 45" Repeat	40%	50%	65%	80%	95%

All stripes will be applied vertically unless specified otherwise. Patterned fabrics will be applied at our discretion unless special instructions are included with the order.

The C.O.M. yardage required is for one chair. Yardage requirements may be reduced when ordering multiple quantities. Please e-mail Customer Service for yardage calculations on multiple quantities.

In the absence of instructions, we will apply the fabric pattern according to our best judgement. We reserve the right to railroad fabric whenever possible to avoid seams in large upholstered areas and/or single cushion units.

For Customer's Own Leather (COL),

Leather footage requirements listed in the price list refer to usable leather footage that meets the standards described above. Calf hides must be at least 30 square feet of clean usable matching hides. When specifying calf hides, add 15% to COL requirements shown in the price list.

All COL will be priced at Grade 3 List Pricing.

SHIPPING INSTRUCTIONS:

Instruct the supplier to mark the outside of the COM/COL package with the following information:

- A) Your Company's Name.
- B) Your Purchase Order Number given to ERG
- C) The supplier's Name, COM/COL Name, number and amount of yardage shipped.
- D) The ERG model number to which the COM/COL is to be applied.
- E) If the COM/COL has a pattern, it must be stated whether the direction you want is horizontal or vertical. All patterns will be applied vertically unless marked to the contrary.

Ship the packaged COM/COL prepaid:

ERG International
361 N. Bernoulli Circle
Oxnard, CA 93030.

Please Note: Sidemark package with your P.O. number; Model Number or Order Number.

ERG

INTERNATIONAL

*The investment in knowledge
pays the best interest.*

- Benjamin Franklin



QUICK SHIP
IN
10
DAYS

QUICK SHIP CATALOG
10 WORKING DAYS

VOLUME 3



TABLE OF CONTENTS

6
Wood Shell
Chairs and Stools

8
Plastic Shell
Chairs and Stools

14
Lounge

15
Modular

16
Ottomans

18
Fabric Options

22
Occasional Tables

23
Cafe Tables

27
Training Tables

29
Laminate
& Edges

30
Terms
& Conditions

A COLLECTION OF OUR
MOST POPULAR PRODUCTS.
IN 10 WORKING DAYS,
HAVE YOUR PRODUCTS FAST!

Have a rush job? Need it shipped quick? No problem.

With our 10 Day Quick Ship Program, you can count on high quality furniture fast. We offer a wide variety of products to help get your project done and looking great. We offer wood chairs and stools, poly shell chairs and stools, lounge chairs, ottomans, modular units, occasional tables, café tables and training tables. With these options to choose from, you can get any space complete from lobbies, classrooms, cafes or any open communal space.

To get your order started, contact our Customer Service at 800.446.1186

All of our products are available on GSA contract





*An investment in knowledge
pays the best interest.*
- Benjamin Franklin







ORDERING INFORMATION
To Order Please Specify:

- 1) Series Name
- 2) Model Number
- 3) Quantity
- 4) Wood Shell Stain Finish
- 5) Metal Leg Finish

Cutouts and laser engraving not available on Quick Ship items.



Benton
1350 Café Chair \$497
LEGS: STANDARD IN POLISHED CHROME
OPTIONS:
SF Powder Coat up charge \$42



Benton
1352 Tall Back Bar Stool \$630
LEGS: STANDARD IN POLISHED CHROME
OPTIONS:
SF Powder Coat up charge \$65



Dekko
744 Café Chair \$524
LEGS: STANDARD IN POWDER COAT
OPTIONS:
PC Polish Chrome up charge \$42



Dekko
752 Tall Back Bar Stool \$674
LEGS: STANDARD IN POWDER COAT
OPTIONS:
PC Polish Chrome up charge \$65

WOOD STAINS



natural maple




medium walnut

METAL FINISH




polished chrome

POWDER COAT



brushed aluminum (silver)



black gloss



lt bronze textured



ORDERING INFORMATION
To Order Please Specify:

- 1) Series Name
- 2) Model Number
- 3) Quantity
- 4) Wood Shell Stain Finish
- 5) Metal Leg Finish

Cutouts and laser engraving not available on Quick Ship items.



Mylo
1300 Café Chair \$368
 SHELL: NATURAL STAIN ONLY
 LEGS: STANDARD IN POLISHED CHROME
 OPTIONS:
 SF Powder Coat up charge \$42



Mylo
1301 Tall Back Bar Stool \$528
 SHELL: NATURAL STAIN ONLY
 LEGS: STANDARD IN POLISHED CHROME
 OPTIONS:
 SF Powder Coat up charge \$65



Pento
927 Café Chair \$562
 LEGS: STANDARD IN POWDER COAT
 OPTIONS:
 PC Polished Chrome up charge \$42



Pento
937 Tall Back Bar Stool \$768
 LEGS: STANDARD IN POWDER COAT
 OPTIONS:
 PC Polished Chrome up charge \$65

WOOD STAINS



natural maple



medium walnut

METAL FINISH



polished chrome



brushed aluminum(silver)



black gloss



lt bronze textured



ORDERING INFORMATION
To Order Please Specify:

- 1) Series Name
- 2) Model Number
- 3) Quantity
- 4) Poly Shell Color
- 5) Metal Leg Finish



Elliot
6260 Café Chair \$267
LEGS: STANDARD IN POLISHED CHROME
OPTIONS:
SF Powder Coat up charge \$42



Elliot
6264 Bar Stool \$487
LEGS: STANDARD IN POLISHED CHROME
OPTIONS:
SF Powder Coat up charge \$65

Elliot Poly Shell Colors



METAL FINISH





ORDERING INFORMATION
To Order Please Specify:

- 1) Series Name
- 2) Model Number
- 3) Quantity
- 4) Poly Shell Color
- 5) Metal Leg Finish



Foray
6240 Café Chair \$330
LEGS: STANDARD IN POLISHED CHROME
OPTIONS:
SF Powder Coat up charge \$42



Foray
6242 Bar Stool \$533
LEGS: STANDARD IN POLISHED CHROME
OPTIONS:
SF Powder Coat up charge \$65

Foray Poly Shell Colors



METAL FINISH



polished chrome



brushed aluminum(silver) black gloss It bronze textured



ORDERING INFORMATION
To Order Please Specify:

- 1) Series Name
- 2) Model Number
- 3) Quantity
- 4) Poly Shell Color
- 5) Metal Leg Finish



Gobi
7336 Stacking Chair \$321
LEGS: STANDARD IN POLISHED CHROME
OPTIONS:
SF Powder Coat No Charge



Gobi
7340 Stacking Bar Stool \$551
LEGS: STANDARD IN POLISHED CHROME
OPTIONS:
SF Powder Coat No Charge

Gobi Poly Shell Colors



Gobi
7330 Stacking Sled Base \$277
LEGS: STANDARD IN POLISHED CHROME
OPTIONS:
SF Powder Coat No Charge




Gobi
7338 Stacking Arm Chair \$387
LEGS: STANDARD IN POLISHED CHROME
OPTIONS:
SF Powder Coat No Charge

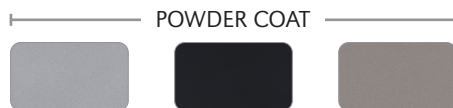
Gobi Poly Shell Colors



METAL FINISH



polished chrome



brushed aluminum(silver) black gloss It bronze textured



ORDERING INFORMATION
To Order Please Specify:

- 1) Series Name
- 2) Model Number
- 3) Quantity
- 4) Poly Shell Color
- 5) Metal Leg Finish



Lotus
7485 Stacking Poly Chair \$409
LEGS: STANDARD IN POLISHED CHROME
OPTIONS:
SF Powder Coat up charge \$42



Lotus
7495 4-Leg Bar Stool \$483
LEGS: STANDARD IN POLISHED CHROME
OPTIONS:
SF Powder Coat up charge \$65

Lotus Poly Shell Colors




Rewind
7600 Stacking Chair \$301
LEGS: STANDARD IN POLISHED CHROME
OPTIONS:
SF Powder Coat up charge \$42



Rewind
7616 Stacking Bar Stool \$553
LEGS: STANDARD IN POLISHED CHROME
OPTIONS:
SF Powder Coat up charge \$65

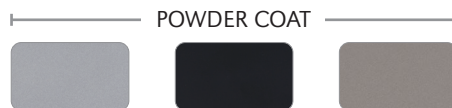
Rewind Poly Shell Colors



METAL FINISH



polished chrome



brushed aluminum(silver) black gloss lt bronze textured



ORDERING INFORMATION
To Order Please Specify:

- 1) Series Name
- 2) Model Number
- 3) Quantity
- 4) Poly Shell Color
- 5) Metal Leg Finish (Strike)
- 6) Vinyl Fabric (Tommy)

MAX QUANTITY 36



Strike
5070 Stacking Chair \$280
LEGS: STANDARD IN POLISHED CHROME
OPTIONS:
SF Powder Coat up charge \$42



Strike
5077 Stacking Bar Stool \$560
LEGS: STANDARD IN POLISHED CHROME
OPTIONS:
SF Powder Coat up charge \$65

Strike Poly Shell Colors



MAX QUANTITY 12



Tommy
8890 Racking Stool
IN-STOCK VINYL \$618

ERG IN-STOCK VINYL COLORS:
CULP CONTRACT HATHAWAY




Tommy Poly Base Colors



METAL FINISH




polished chrome



brushed aluminum(silver)



black gloss



It bronze textured

POWDER COAT



ORDERING INFORMATION
To Order Please Specify:

- 1) Series Name
- 2) Model Number
- 3) Quantity
- 4) Poly Shell Color
- 5) Metal Leg/Sled Finish



Vesper Sled Base

6188 Demi Back Sled Base Bar Stool \$558

BASE: STANDARD IN POLISHED CHROME

OPTIONS:

SF Powder Coat up charge \$65

Vesper Poly Shell Colors



Webby

333 Stacking Chair \$364

LEGS: STANDARD IN POWDER COAT

OPTIONS:

PC Polished Chrome up charge \$42



Webby

349 Stacking Bar Stool \$590

LEGS: STANDARD IN POWDER COAT

OPTIONS:

PC Polished Chrome up charge \$65

Webby Poly Shell Colors




METAL FINISH



polished chrome


POWDER COAT



brushed aluminum(silver)



black gloss



It bronze textured



ORDERING INFORMATION

To Order Please Specify:

- 1) Series Name
- 2) Model Number
- 3) Quantity
- 4) Wood/Metal Leg Finish
- 5) Fabric Selection (Pg 18)

Two fabric option not available on Quick Ship items



Ashton

606 Single Seat Lounge (Armless)

GR2	GR3	GR4	GR5	GR6
\$1542	\$1605	\$1667	\$1735	\$1805

LEGS: STANDARD IN POWDER COAT



Flair

3495 Single Seat Lounge

GR2	GR3	GR4	GR5	GR6
\$2084	\$2167	\$2254	\$2344	\$2438

LEGS: STANDARD IN POLISHED CHROME OR BRUSHED ALUMINUM

OPTIONS:

SF	Powder Coat up charge (4 Legs)	\$14 ea.
WOD	Wood Leg up charge (4 Legs)	\$27 ea.
CAS4	4" Casters	\$34 ea.



Malibu

3900 Single Seat Lounge

GR2	GR3	GR4	GR5	GR6
\$2094	\$2178	\$2264	\$2356	\$2450

LEGS: STANDARD IN POWDER COAT

OPTIONS:

PC	Polished Chrome up charge (4 Legs)	\$39 ea.
WOD	Wood Leg up charge (4 Legs)	\$27 ea.



Raven

8403 Single Seat Lounge

GR2	GR3	GR4	GR5	GR6
\$2234	\$2444	\$2616	\$2799	\$2983

LEGS: STANDARD IN POWDER COAT

OPTIONS:

PC	Polished Chrome up charge (4 Legs)	\$29 ea.
WOD	Wood Leg up charge (4 Legs)	\$27 ea.
CAS3	3" Casters	\$29 ea.

WOOD STAINS



natural maple




medium walnut

METAL FINISH



polished chrome


POWDER COAT



brushed aluminum(silver)



black gloss



lt bronze textured



ORDERING INFORMATION
To Order Please Specify:

- 1) Series Name
- 2) Model Number
- 3) Quantity
- 4) Wood/Metal Leg Finish
- 5) Fabric Selection (Pg 18)

Two fabric option not available on Quick Ship items

MAX QUANTITY 8

Raven

8302 22" Straight Unit



GR2	GR3	GR4	GR5	GR6
\$1408	\$1511	\$1601	\$1701	\$1804

LEGS: STANDARD IN POWDER COAT

OPTIONS:

PC	Polished Chrome up charge (4 Legs)	\$29 ea.
WOD	Wood Leg up charge (4 Legs)	\$27 ea.
CAS3	3" Casters	\$29 ea.

MAX QUANTITY 2

Raven

8386 Corner Unit – Square Seat Back



GR2	GR3	GR4	GR5	GR6
\$2634	\$2739	\$2848	\$2963	\$3081

LEGS: STANDARD IN POWDER COAT

OPTIONS:

PC	Polished Chrome up charge (4 Legs)	\$29 ea.
WOD	Wood Leg up charge (4 Legs)	\$27 ea.
CAS3	3" Casters	\$29 ea.

MAX QUANTITY 8

Raven

8326 22" Single Seat Backless Unit



GR2	GR3	GR4	GR5	GR6
\$1259	\$1364	\$1455	\$1561	\$1667

LEGS: STANDARD IN POWDER COAT

OPTIONS:

PC	Polished Chrome up charge (4 Legs)	\$29 ea.
WOD	Wood Leg up charge (4 Legs)	\$27 ea.
CAS3	3" Casters	\$29 ea.

WOOD STAINS



natural maple



medium walnut

METAL FINISH



polished chrome

POWDER COAT



brushed aluminum(silver)



black gloss



It bronze textured



ORDERING INFORMATION

To Order Please Specify:

- 1) Series Name
- 2) Model Number
- 3) Quantity
- 4) Wood/Metal Leg Finish
- 5) Fabric Selection (Pg 18)

Two fabric option not available on Quick Ship items



Raven

8341 18" Round Ottoman (4 Legs)

GR2	GR3	GR4	GR5	GR6
\$1323	\$1472	\$1620	\$1768	\$1917

8339 24" Round Ottoman (4 Legs)

GR2	GR3	GR4	GR5	GR6
\$1585	\$1742	\$1900	\$2057	\$2215

LEGS: STANDARD IN POWDER COAT

OPTIONS:

PC	Polished Chrome up charge (4 Legs)	\$29 ea.
WOD	Wood Leg up charge (4 Legs)	\$27 ea.
CAS2	2" Black Casters (18" size Only)	\$29 ea.



Raven

8340 30" Round Ottoman (4 Legs)

GR2	GR3	GR4	GR5	GR6
\$2062	\$2220	\$2377	\$2533	\$2691

8342 36" Round Ottoman (4 Legs)

GR2	GR3	GR4	GR5	GR6
\$2416	\$2574	\$2732	\$2887	\$3045

LEGS: STANDARD IN POWDER COAT

OPTIONS:

PC	Polished Chrome up charge (4 Legs)	\$29 ea.
WOD	Wood Leg up charge (4 Legs)	\$27 ea.
CAS3	3" Black Casters	\$29 ea.



Raven

8346 27" Square Ottoman (4 Legs)

GR2	GR3	GR4	GR5	GR6
\$1498	\$1645	\$1794	\$1944	\$2093

LEGS: STANDARD IN POWDER COAT

OPTIONS:

PC	Polished Chrome up charge (4 Legs)	\$29 ea.
WOD	Wood Leg up charge (4 Legs)	\$27 ea.
CAS3	3" Casters	\$29 ea.

WOOD STAINS



natural maple



medium walnut

METAL FINISH



polished chrome

POWDER COAT



brushed aluminum(silver)



black gloss



lt bronze textured



ORDERING INFORMATION

To Order Please Specify:

- 1) Series Name
- 2) Model Number
- 3) Quantity
- 4) Fabric Selection (Pg 18)

Two fabric option not available on Quick Ship items

Raven

8341-NL 18" Round Ottoman (No Legs)




GR2	GR3	GR4	GR5	GR6
\$1220	\$1351	\$1484	\$1613	\$1744


Raven


8339-NL 24" Round Ottoman (No Legs)



GR2	GR3	GR4	GR5	GR6
\$1454	\$1593	\$1733	\$1871	\$2009







Specifications

Width - Pattern	Fiber Content/Backing	Finish	Abrasion (Wyzenbeek)	Light fastness	Cleaning Code	Approx. Repeats
54" BEEP ☘ ▲ ☼ ☽ ☆	50% Post Consumer Recycled Polyester, 50% Polyester Acrylic Backing		70,000 D.R.	(Cl. 4.0) 40 Hrs.	WS	¾" L, 15" W Shown Railroaded
55" BETA ☘ ▲ ☼ ☽ ☆	67% Repreve® Recycled Polyester, 33% Polyester Acrylic Backing		190,000 D.R.	(Cl. 4.0) 40 Hrs.	WS	¾" L, ¾" W
54" BOBBY ☘ ▲ ☼ ☽ ☆	68% Repreve® Post Consumer Recycled Polyester, 32% Polyester Acrylic Backing		150,000 D.R.	(Cl. 3.5) 40 Hrs.	WS	¾" L, ½" W
54" CANTER EPU ☘ ▲ ☼ ☽ ☆	100% EPU Polyurethane Polyester Backing		1,000,000 D.R.	(Cl. 4.0) 200 Hrs.	W BC (4:1)	
59" COVER CLOTH ☘ ▲ ☼ ☽ ☆	56% Repreve® Post Consumer Recycled Polyester, 44% Polyester	Crypton® Green	200,000 D.R.	(Cl. 4.0) 40 Hrs.	W BC (10:1)	
54" ENDURANCE EPU ☘ ▲ ☼ ☽ ☆	100% EPU Polyurethane Polyester Backing		1,000,000 D.R.	(Cl. 4.0) 200 Hrs.	W BC (4:1)	
56" FAUX FELT ☘ ▲ ☼ ☽ ☆	62% Repreve® Post Consumer Recycled Polyester, 38% Polyester	Crypton® Green	75,000 D.R.	(Cl. 4.5) 40 Hrs.	WS BC (10:1)	
56" FLOCK ☘ ▲ ☼ ☽ ☆	53% Recycled Polyester, 47% Polyester	Crypton® Green	140,000 D.R.	(Cl. 4.5) 40 Hrs.	W BC (10:1)	
56" LENS ☘ ▲ ☼ ☽ ☆	81% Repreve® Post Consumer Recycled Polyester, 19% Recycled Polyester Acrylic Backing		110,000 D.R.	(Cl. 4.5) 40 Hrs.	W	10" L, 7 ½" W
56" LINEUP ☘ ▲ ☼ ☽ ☆	100% Post Consumer Recycled Polyester Acrylic Backing		100,000 D.R.	(Cl. 5.0) 40 Hrs.	WS	1 ¾" L, 3 ¾" W
55" PIP ☘ ▲ ☼ ☽ ☆	53% Repreve® Recycled Polyester, 47% Polyester Acrylic Backing		200,000 D.R.	(Cl. 4.5) 40 Hrs.	WS	¾" L, ½" W
54" TOGGLE ☘ ▲ ☼ ☽ ☆	100% Post Consumer Recycled Polyester Acrylic Backing		70,000 D.R.	(Cl. 5.0) 40 Hrs.	WS	3 ½" L, 1 ¾" W

*ACT Registered Certification Marks

CLEANING CODE DEFINITIONS

W: Water-based cleaning agents or foam may be used.

WS: Clean with water-based cleaning agents, foam or pure, water-free solvents (Energine, Carbona, Renuzit or other similar products). Vacuuming or light brushing is recommended to prevent dust and soil buildup.

BC: Bleach Cleanable (ratio).



GREENGUARD Certified. CA Section 01350 compliant. Eligible for CHPS Low-Emitting Material Credits.

MOMENTUM
TEXTILES

800.366.6839

To order memo samples for project use, please visit Momentum's website at www.memosamples.com

ERG
INTERNATIONAL

361 North Bernoulli Circle
Oxnard, CA 93030
800.446.1186
sales@erginternational.com
www.erginternational.com

5 CLICKS

In 5 Simple clicks, you can find hundreds of pre-approved, in grade and, in stock fabrics.



ORDERING INFORMATION
To Order Please Specify:

- 1) Series Name
- 2) Model Number
- 3) Quantity
- 4) Wood/Metal Leg Finish
- 5) Laminate Selection & Number (Pg29)

Cabana Round



Model #	Size	Height	LAMINATE
CAB18D	18" dia.	17"	\$1195
CAB24D	24" dia.	17"	\$1407

LEGS: STANDARD IN POWDER COAT

OPTIONS:

PC	Polish Chrome up charge (4 Legs)	\$29 ea.
WOD	Wood Leg up charge (4 Legs)	\$27 ea.

Cabana Square



Model #	Size	Height	LAMINATE
CAB18S	18" x 18"	17"	\$1298
CAB24S	24" x 24"	17"	\$1440

LEGS: STANDARD IN POWDER COAT

OPTIONS:

PC	Polish Chrome up charge (4 Legs)	\$29 ea.
WOD	Wood Leg up charge (4 Legs)	\$27 ea.

Duncan



Model #	Size	Height	LAMINATE
DUN18D	18" dia.	18"	\$1413

LEGS: STANDARD IN POWDER COAT

OPTIONS:

PC	Polish Chrome up charge (4 Legs)	\$39 ea.
WOD	Wood Leg up charge (4 Legs)	\$27 ea.

Duncan



Model #	Size	Height	LAMINATE
DUN18S	18" x 18"	18"	\$1514

LEGS: STANDARD IN POWDER COAT

OPTIONS:

PC	Polish Chrome up charge (4 Legs)	\$39 ea.
WOD	Wood Leg up charge (4 Legs)	\$27 ea.

Duncan



Model #	Size	Height	LAMINATE
DUN24D	24" dia.	18"	\$1634

LEGS: STANDARD IN POWDER COAT

OPTIONS:

PC	Polish Chrome up charge (4 Legs)	\$39 ea.
WOD	Wood Leg up charge (4 Legs)	\$27 ea.

WOOD STAINS



natural maple




medium walnut

METAL FINISH



polished chrome


POWDER COAT



brushed aluminum (silver)



black gloss



lt bronze textured



ORDERING INFORMATION
To Order Please Specify:

- 1) Series Name
- 2) Model Number
- 3) Quantity
- 4) Metal Base Finish
- 5) Laminate Selection and No. (Pg 29)
- 6) Edge Style Code and Color (Pg 29)

Brandon



Model Number	Table Top Size	Base Spread	Base Finish	
			GRP 2	GRP 3
BR30D	30" Dia.	26"- X	\$701	\$813
BR36D	36" Dia.	32"- X	\$831	\$968
BR42D	42" Dia.	32"- X	\$984	\$1161

BASE: STANDARD IN POWDER COAT

Brandon Silver



Model Number	Table Top Size	Base Spread	Base Finish	
			GRP 2	GRP 3
BRS30D	30" Dia.	26"- X	\$590	\$693
BRS36D	36" Dia.	32"- X	\$676	\$802
BRS42D	42" Dia.	32"- X	\$849	\$1009

BASE: ONLY IN BRUSHED ALUMINUM FINISH

Brandon



Model Number	Table Top Size	Base Spread	Base Finish	
			GRP 2	GRP 3
BR30S	30" Sq.	26"- X	\$660	\$773
BR36S	36" Sq.	32"- X	\$838	\$980

BASE: STANDARD IN POWDER COAT

Brandon Silver



Model Number	Table Top Size	Base Spread	Base Finish	
			GRP 2	GRP 3
BRS30S	30" Sq.	26"- X	\$596	\$699
BRS36S	36" Sq.	32"- X	\$698	\$824

BASE: ONLY IN BRUSHED ALUMINUM FINISH

Brandon | Bar Height



Model Number	Table Top Size	Base Spread	Base Finish	
			GRP 2	GRP 3
BRH24D	24" Dia.	22"- X	\$864	\$951
BRH30D	30" Dia.	26"- X	\$933	\$1044

BASE: STANDARD IN POWDER COAT

Brandon Silver | Bar Height



Model Number	Table Top Size	Base Spread	Base Finish	
			GRP 2	GRP 3
BRSH24D	24" Dia.	22"- X	\$688	\$766
BRSH30D	30" Dia.	26"- X	\$749	\$852

BASE: ONLY IN BRUSHED ALUMINUM FINISH

METAL FINISH

POWDER COAT



brushed aluminum(silver)

black gloss

It bronze textured



ORDERING INFORMATION
To Order Please Specify:

- 1) Series Name
- 2) Model Number
- 3) Quantity
- 4) Metal Base Finish
- 5) Laminate Selection and No. (Pg 29)
- 6) Edge Style Code and Color (Pg 29)

Cayman



Model Number	Table Top Size	Base Spread	GRP	
			GRP2	GRP3
CAY24D	24"Dia.	20"	\$474	\$541
CAY30D	30"Dia.	24"	\$539	\$626
CAY36D	36"Dia.	28"	\$612	\$719
CAY42D	42"Dia.	32"	\$728	\$867

BASE: STANDARD IN POLISHED CHROME

OPTIONS:

SF	Powder Coat up charge	\$68
----	-----------------------	------

Cayman



Model Number	Table Top Size	Base Spread	GRP	
			GRP 2	GRP 3
CAY24S	36" Sq.	20"	\$482	\$550
CAY2430S	24X30 Sq.	24"	\$516	\$597
CAY30S	30" Sq.	28"	\$539	\$626
CAY36S	36" Sq.	32"	\$612	\$719

BASE: STANDARD IN POLISHED CHROME

OPTIONS:

SF	Powder Coat up charge	\$68
----	-----------------------	------

Cayman | Bar Height



Model Number	Table Top Size	Base Spread	GRP	
			GRP 2	GRP 3
CAYH24D	24" Dia.	20"	\$613	\$680
CAYH30D	30" Dia.	24"	\$678	\$766
CAYH36D	36" Dia.	32"	\$752	\$859

BASE: STANDARD IN POLISHED CHROME

OPTIONS:

SF	Powder Coat up charge	\$68
----	-----------------------	------

Cayman | Bar Height



Model Number	Table Top Size	Base Spread	GRP	
			GRP 2	GRP 3
CAYH2430S	24x30" Sq.	20"	\$656	\$737
CAYH30S	30" Sq.	24"	\$678	\$766
CAYH36S	36" Sq.	32"	\$752	\$859

BASE: STANDARD IN POLISHED CHROME

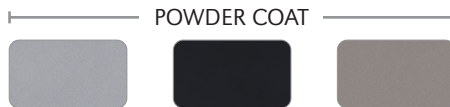
OPTIONS:

SF	Powder Coat up charge	\$68
----	-----------------------	------

METAL FINISH



polished chrome



brushed aluminum(silver)

black gloss

lt bronze textured



ORDERING INFORMATION
To Order Please Specify:

- 1) Series Name
- 2) Model Number
- 3) Quantity
- 4) Metal Base Finish
- 5) Laminate Selection and No. (Pg 29)
- 6) Edge Style Code and Color (Pg 29)

Corsa



Model Number	Table Top Size	Base Spread	Base	
			GRP2	GRP3
COR30D	30"Dia.	22"	\$649	\$759
COR36D	36"Dia.	22"	\$742	\$875
COR42D	42"Dia.	22"	\$885	\$1,059

BASE: STANDARD IN STAINLESS STEEL

OPTIONS:

SF	Powder Coat up charge	\$68
----	-----------------------	------

Corsa



Model Number	Table Top Size	Base Spread	Base	
			GRP 2	GRP 3
COR30S	30" Sq.	22"	\$638	\$749
COR36S	36" Sq.	22"	\$753	\$890

BASE: STANDARD IN STAINLESS STEEL

OPTIONS:

SF	Powder Coat up charge	\$68
----	-----------------------	------

Corsa | Bar Height



Model Number	Table Top Size	Base Spread	Base	
			GRP 2	GRP 3
CORH24D	24" Dia.	22"	\$700	\$782
CORH30D	30" Dia.	22"	\$780	\$890

BASE: STANDARD IN STAINLESS STEEL

OPTIONS:

SF	Powder Coat up charge	\$68
----	-----------------------	------

METAL FINISH

POWDER COAT



brushed aluminum(silver)

black gloss

it bronze textured



ORDERING INFORMATION
To Order Please Specify:

- 1) Series Name
- 2) Model Number
- 3) Quantity
- 4) Metal Base Finish
- 5) Laminate Selection and No. (Pg 29)
- 6) Edge Style Code and Color (Pg 29)

Monaco



Model Number	Table Top Size	Base Spread	Base Finish	
			GRP2	GRP3
MON30D	30" Dia.	22"	\$745	\$856
MON36D	36" Dia.	22"	\$837	\$971
MON42D	42" Dia.	26"	\$1,049	\$1,224

BASE: STANDARD IN STAINLESS STEEL

OPTIONS:

SF	Powder Coat up charge	\$68
----	-----------------------	------

Monaco



Model Number	Table Top Size	Base Spread	Base Finish	
			GRP 2	GRP 3
MON30S	30" Sq.	22"	\$735	\$845
MON36S	36" Sq.	22"	\$849	\$988

BASE: STANDARD IN STAINLESS STEEL

OPTIONS:

SF	Powder Coat up charge	\$68
----	-----------------------	------

Monaco | Bar Height



Model Number	Table Top Size	Base Spread	Base Finish	
			GRP 2	GRP 3
MONH24D	24" Dia.	22"	\$750	\$834
MONH30D	30" Dia.	22"	\$876	\$987

BASE: STANDARD IN STAINLESS STEEL


OPTIONS:

SF	Powder Coat up charge	\$68
----	-----------------------	------


METAL FINISH



stainless steel



brushed aluminum(silver)



black gloss



It bronze textured

POWDER COAT



ORDERING INFORMATION
To Order Please Specify:

- 1) Series Name
- 2) Model Number
- 3) Quantity
- 4) Metal Base Finish
- 5) Laminate Selection and No. (Pg 29)
- 6) Edge Style Code and Color (Pg 29)

Brandon Silver



Model Number	Table Top Size	Base Spread	Base Finish	
			GRP 2	GRP 3
BRS2460	24 X 60	2-22"- T	\$625	\$755
BRS2472	24 X 72	2-22"- T	\$743	\$886
BRS3060	30 X 60	2-22"- T	\$680	\$827
BRS3072	30 X 72	2-22"- T	\$805	\$969

BASE: ONLY IN BRUSHED ALUMINUM FINISH

Brandon Silver | Casters & Flip Top



Model Number	Table Top Size	Base Spread	Base Finish	
			GRP 2	GRP 3
BRS2460FC	24 X 60	2-22"- T	\$1132	\$1262
BRS2472FC	24 X 72	2-22"- T	\$1249	\$1393
BRS3060FC	30 X 60	2-22"- T	\$1187	\$1333
BRS3072FC	30 X 72	2-22"- T	\$1311	\$1476

BASE: ONLY IN BRUSHED ALUMINUM FINISH

Brandon



Model Number	Table Top Size	Base Spread	Base Finish	
			GRP 2	GRP 3
BR2460	24 X 60	2-22"- T	\$773	\$921
BR2472	24 X 72	2-22"- T	\$936	\$1100
BR3060	30 X 60	2-22"- T	\$835	\$1005
BR3072	30 X 72	2-22"- T	\$1008	\$1194

BASE: STANDARD IN POWDER COAT

Brandon | Casters & Flip Top



Model Number	Table Top Size	Base Spread	Base Finish	
			GRP 2	GRP 3
BR2460FC	24 X 60	2-22"- T	\$1291	\$1439
BR2472FC	24 X 72	2-22"- T	\$1454	\$1618
BR3060FC	30 X 60	2-22"- T	\$1353	\$1523
BR3072FC	30 X 72	2-22"- T	\$1526	\$1712

BASE: STANDARD IN POWDER COAT

METAL FINISH

POWDER COAT



brushed aluminum(silver)



black gloss



lt bronze textured



ORDERING INFORMATION
To Order Please Specify:

- 1) Series Name
- 2) Model Number
- 3) Quantity
- 4) Metal Base Finish
- 5) Laminate Selection and No. (Pg 29)
- 6) Edge Style Code and Color (Pg 29)

Cayman



Model Number	Table Top Size	Base Spread	Base Finish	
			GRP 2	GRP 3
CAY2436	24 X 36	2-22T	\$586	\$678
CAY2448	24 X 48	2-22T	\$623	\$727
CAY2460	24 X 60	2-22T	\$660	\$777
CAY2472	24 X 72	2-22T	\$767	\$895

BASE: STANDARD IN POLISHED CHROME

SF	Powder Coat up charge	\$68 per leg
----	-----------------------	--------------

Cayman | *NOT AVAILABLE WITH FLIPTOP AND CASTERS



Model Number	Table Top Size	Base Spread	Base Finish	
			GRP 2	GRP 3
CAY3036	30 X 36	2-22T	\$634	\$737
CAY3048	30 X 48	2-22T	\$678	\$796
CAY3060	30 X 60	2-22T	\$723	\$855
CAY3072	30 X 72	2-22T	\$837	\$985

BASE: STANDARD IN POLISHED CHROME

SF	Powder Coat up charge	\$68 per leg
----	-----------------------	--------------

Flight



Model Number	Table Top Size	Base Spread	Base Finish	
			GRP 2	GRP 3
FT2460	24 X 60	2-22T	\$865	\$1015
FT2472	24 X 72	2-22T	\$1052	\$1218
FT3060	30 X 60	2-22T	\$929	\$1097
FT3072	30 X 72	2-22T	\$1125	\$1315

BASE: STANDARD IN POWDER COAT


Flight | Casters & Flip Top



Model Number	Table Top Size	Base Spread	Base Finish	
			GRP 2	GRP 3
FT2460FC	24 X 60	2-22T	\$1383	\$1533
FT2472FC	24 X 72	2-22T	\$1570	\$1736
FT3060FC	30 X 60	2-22T	\$1447	\$1615
FT3072FC	30 X 72	2-22T	\$1643	\$1833

BASE: STANDARD IN POWDER COAT

METAL FINISH




polished chrome



brushed aluminum(silver)



black gloss



It bronze textured

POWDER COAT



Wilsonart
Montana Walnut
7110K-78



Wilsonart
Wild Cherry
7054-60



Wilsonart
Kensington Maple
10776-60



Wilsonart
Monticello Maple
7925-38



Wilsonart
Asian Knight
7949K-18



Wilsonart
Cocobala
7942K-07



Wilsonart
Satin stainless
4830K-18



Wilsonart
Titanium EV
4810-60



Formica
Fog
961-58



Formica
Brite White
459-58

3 MM PVC EDGES

PVC SOLID COLORS



white



cream



almond



sand



khaki brown



pepperdust



amazon



gray



burgundy



dark brown

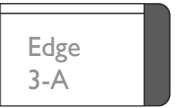


charcoal



black

PVC WOOD COLORS



amber maple



crown cherry



wild cherry



chocolate
pear




monticello
maple




beigewood




brazilwood



smoke



maple
multiplex



ashen
ribbonwood



natural
ribbonwood



myriad
ribbonwood



walnut heights



bleached
legno



sarum twill



columbian
walnut



silver metallic



titanium

- » Select from the product series listed in this book to find specific models available "ONLY" in the ERG Quick ship program.
- » Orders for product on ERG Quick ship must clearly state: QUICK SHIP (please print on first line of order).
- » Choose from only the fabrics, laminates, edges and wood/ metal finish colors listed in this book.
- » Quick ship products ship within 10 business days of receipt of a clean, credit approved purchase order. Transit time not included in the 10 days, FOB - Oxnard, CA
- » Lead-times will be acknowledged from the date orders are determined to be "clean".
- » Once order has been entered, changes are not allowed under any circumstances.
- » ERG International offers a FREE FREIGHT PROGRAM. Freight is free of charge on all orders over \$4,000 list. Orders under \$4,000 list will have a flat freight fee of \$98.

Lifetime Warranty

ERG International warrants to the original purchaser of new products to be free from defects in material, workmanship and specification for a LIFETIME under conditions of normal use and maintenance. If a defect causes failure of the product or a portion of the product, ERG International at its sole discretion will either repair or replace the defective product at no charge to the original purchaser. This warranty policy covers furniture frames, chair frames and shells(poly/wood), soft seating frames, stationary table bases, occasional tables, beam and cluster frame and shells, springs, legs and structural components. When ordering from ERG International tops and/or bases ONLY, ERG's standard warranty will be null & void. ERG will not be held liable for any tops or bases used in conjunction with another manufacturer's top or base.

Contracts held by ERG International

- » GSA – General Services Administration
(US Fed. Government)
- » HPG – HealthTrust Purchasing Group
- » Alabama
- » Alabama (UAB) – University of Alabama-Birmingham
- » California (CMAS)
- » CA State University System /Foundation for
CA Community Colleges (CSU / FCCC)
- » Connecticut EDU / Lounge & Office Furniture
- » Delaware
- » Florida
- » Georgia (Bar Stools & Lounge)
- » Kansas
- » MHEC – Mass. Higher Education Consortium
- » Mississippi
- » New Jersey
- » New York
- » North Carolina
- » Ohio (IUC) – Inter-University Council of Ohio
- » Pennsylvania
- » South Carolina
- » Texas (TXMAS)
- » The Interlocal Purchasing System (TIPS)
- » Virginia - Fairfax County
- » Wisconsin

ERG
INTERNATIONAL

www.ERGinternational.com



ABBY TABLE OF CONTENTS

Abby Cafe (X-Base) Table Specifications 2
Abby Cafe Table Options & Adjustment Details 3
Abby Cafe Table Pricing 4
Abby Training (T-Leg) Table Specifications 5
Abby Training Table Options & Adjustment Details 6
Abby Training Table Pricing 7

ABBY CAFÉ TABLES

Abby offers a great option in Cafe and Training tables. With available adjustable height and modern design, Abby makes a perfect addition to any public space.



ORDERING INFORMATION

- | | |
|----------------------------|-------------------------------|
| 1) Series Name | 6) Laminate Selection and No. |
| 2) Model Number | 7) Edge Style Code and Color |
| 3) Size | 8) Optional Items |
| 4) Quantity | |
| 5) Powder Coat Frame Color | |

ABBY CAFÉ BASE SPECIFICATIONS

Abby X-Base

- Table Height** Fixed table height is 29" to 30" depending on table top material or substrate specified.
Optional adjustable height varies depending on adjustment method specified. Pin or Pneumatic adjustment available on X-Base tables.
- Column** 3" square 14 gauge steel tubing welded to base and top plate.
- Base** 1.25", 14 gauge round tubular steel and .1875" flat plate steel. X-Base spreads are 23", 29", or 35"
- Top Plate** 8" x 8" plate welded to column.
- Glides** 2" adjustable black plastic glides.
- Assembly** Top plate is welded to the vertical column and the vertical column is welded to the horizontal base. No tie rod assembly. Base mounts to tabletop with ¼-20 x 1" machine screws into metal inserts in top.

Flip-Top Mechanism

Durable all-steel construction with a spring-loaded release handle and a safety catch to maintain flipped-up position. **All flip-top tables must have casters.**

TABLE TOP SPECIFICATIONS

Table Tops

Table top core is CARB Phase I & Phase II Compliant. Laminate, wood veneer and phenolic backing are glued with water based adhesives.

COLORS / FINISHES

Laminate/Veneer Selections

ERG offers over 1000 standard laminate choices from Nevamar, Wilsonart, Formica and Pionite. Wood veneer is available in transparent stain colors - custom stain matching available.

Edge Selections:

ERG offers a wide variety of table top edge materials including PVC, wood, aluminum and resin/urethane.

Special Edge Note: When ganging or butting tables together, ERG recommends using 3MM flat edge or flat wood edge. Square tables using PVC **T-MOLD** edge will have a 2" radius on all corners.

Table Base/Legs


Abby tables are available in all standard powder coat colors:

NOTE: Pneumatic / Flip can not be used on same table

OPTIONS AND ADJUSTMENT

- CODE: FLIP-X - Flip Top per X-base (can not be used with height adjustable tables)
- CODE: ULW - Ultra-lightweight table top
- CODE: CAS2 - 2" Mobile Casters
- CODE: GD3 - Flat Ganging Device for Café & Training Tables
- CODE: RAD - 3" Radius Corners for 3MM Edge
- CODE: PINLA - Pin Height Adjustment for X-Base
- CODE: PNEUX - Pneumatic Height Adjustment for X-Base
- TABLE ACCESSORIES - Grommets, Wire Management, Power/Data Options, See accessories online under the 'Products' tab

PIN HEIGHT ADJUSTMENT OPTION



PIN HEIGHT ADJUSTMENT
DETAIL

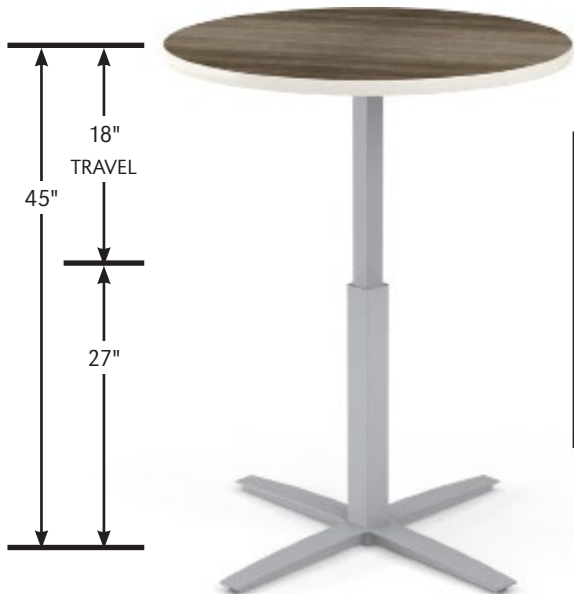


CAFÉ TABLE WITH OPTIONAL
PIN HEIGHT ADJUSTMENT



NOTE: HEIGHT INCLUDES 1.25" TABLE TOP.
CASTERS WILL ADD 2" TO HEIGHT.

PNEUMATIC HEIGHT ADJUSTMENT OPTION



CAFÉ TABLE WITH OPTIONAL
PNEUMATIC HEIGHT ADJUSTMENT



PNEUMATIC HEIGHT ADJUSTMENT
LEVER DETAIL

NOTE: HEIGHT INCLUDES 1.25" TABLE TOP.
CASTERS WILL ADD 2" TO HEIGHT.

MODEL / DESCRIPTION / LIST PRICING

ABBY | X-BASE CAFÉ | ROUND TOP



Model Number	Table Top Size	Shpg. Wght.	Base Spread	LAMINATE TOP ASSORTED EDGES							VENEER TOP	
				GRP 1	GRP 2	GRP 3	GRP 4	GRP 5	GRP 6	GRP 7	GRP 8	GRP 9
AB24D	24" Dia.	32	23"- X	\$868	\$893	\$984	\$1042	\$1214	\$1358	\$1530	\$2210	\$2569
AB30D	30" Dia.	43	29"- X	\$905	\$930	\$1025	\$1085	\$1264	\$1415	\$1593	\$2301	\$2677
AB36D	36" Dia.	53	35"- X	\$1020	\$1049	\$1165	\$1238	\$1454	\$1637	\$1853	\$2621	\$3019
AB42D	42" Dia.	72	35"- X	\$1103	\$1138	\$1282	\$1371	\$1638	\$1859	\$2126	\$2890	\$3257

ABBY | X-BASE CAFÉ | SQUARE TOP



Model Number	Table Top Size	Shpg. Wght.	Base Spread	LAMINATE TOP ASSORTED EDGES							VENEER TOP	
				GRP 1	GRP 2	GRP 3	GRP 4	GRP 5	GRP 6	GRP 7	GRP 8	GRP 9
AB24S	24" Sq.	40	23"- X	\$868	\$893	\$984	\$1042	\$1214	\$1358	\$1530	\$2210	\$2569
AB2430S	24" x 30"	49	29"- X	\$859	\$880	\$964	\$1017	\$1174	\$1307	\$1465	\$2162	\$2541
AB30S	30" Sq.	54	29"- X	\$905	\$930	\$1025	\$1085	\$1264	\$1415	\$1593	\$2301	\$2677
AB36S	36" Sq.	67	35"- X	\$1030	\$1062	\$1180	\$1255	\$1479	\$1665	\$1889	\$2656	\$3049
AB42S	42" Sq.	90	35"- X	\$1046	\$1081	\$1218	\$1304	\$1560	\$1776	\$2032	\$2748	\$3090



CAFE TABLE WITH OPTIONAL FLIP-TOP WITH CASTERS

NOTE: Flip-top can only be ordered with casters.

NOTE: Fliptop X- base tables with casters in bar & counter height max 36" D or 36" S

OPTIONS

Add upcharge to list price and code to model number

FLIP-X	Flip-Top per X-base (up to 42" top maximum)	\$141	
ULW	Ultra-lightweight table top	\$213	
CAS2	2" Mobile Casters - Black	\$24	ea.
GD3	Flat Ganging Device for Café & Training Tables	\$107	

RAD	3" Radius Corners for 3MM Edge	\$225	per table
PINLA	Pin Height Adjust (X-Base)	\$169	
PNEUX	Pneumatic Height Adjust (X-Base, Max 36D/36S)	\$647	

ABBY TRAINING TABLES

Abby offers a great option in Cafe and Training tables. With available adjustable height and modern design, Abby makes a perfect addition to any public space.



TRAINING TABLE WITH OPTIONAL FLIP-TOP AND CASTERS

ORDERING INFORMATION

- | | |
|----------------------------|-------------------------------|
| 1) Series Name | 6) Laminate Selection and No. |
| 2) Model Number | 7) Edge Style Code and Color |
| 3) Size | 8) Optional Items |
| 4) Quantity | |
| 5) Powder Coat Frame Color | |

ABBY CAFÉ BASE SPECIFICATIONS

Abby T-Leg

- Table Height** Table height is 29" to 30" depending on table top material or substrate specified.
Optional adjustable height varies depending on adjustment method specified. Pin, Crank and Electronic adjustment available on T-Leg tables.
- Column** 3" square 14 gauge steel tubing welded to base and top plate.
- Base** Fully welded steel legs with modern design. T-Leg base spreads are 23" and 29".
- Top Plate** 8" x 8" plate welded to column.
- Glides** 2" adjustable black plastic glides.
- Assembly** Top plate is welded to the vertical column and the vertical column is welded to the horizontal base. No tie rod assembly. Base mounts to tabletop with ¼-20 x 1" machine screws into metal inserts in top.

Flip-Top Mechanism

Durable all-steel construction with a spring-loaded release handle and a safety catch to maintain flipped-up position. **All flip-top tables must have casters.**

TABLE TOP SPECIFICATIONS

Table Tops

Table top core is CARB Phase I & Phase II Compliant. Laminate, wood veneer and phenolic backing are glued with water based adhesives.

FINISHES

Laminate/Veneer Selections

ERG offers over 1000 standard laminate choices from Nevamar, Wilsonart, Formica and Pionite. Wood veneer is available in transparent stain colors - custom stain matching available.

Edge Selections:

ERG offers a wide variety of table top edge materials including PVC, wood, aluminum and resin/urethane.

Special Edge Note: When ganging or butting tables together, ERG recommends using 3MM flat edge or flat wood edge. Square tables using PVC **T-MOLD** edge will have a 2" radius on all corners.

Table Base/Legs

Abby tables are available in all standard powder coat colors.

OPTIONS AND ADJUSTMENT

- CODE: FLIP-T - Flip Top for two T-Legs
- CODE: ULW - Ultra-lightweight table top
- CODE: CAS2 - 2" Mobile Casters
- CODE: DCL - C-Legs instead of T-Legs
(Adjustable height options not available on C-Legs)
- CODE: GD - Ganging
- CODE: RAD - 3" Radius Corners for 3MM Edge
- CODE: ASB - Anti-Sag Bar for Tables Under 72"
- CODE: PINLT - Pin Height Adjustment for T-Legs
- CODE: HCA - Hand Crank Height Adjustment for T-Legs
- CODE: EPLA - Electric Height Adjustment for T-Legs
- TABLE ACCESSORIES - Grommets, Wire Management, Power/Data Options, see accessories online under the 'Products' tab

HAND CRANK HEIGHT ADJUSTMENT OPTION



TRAINING TABLE WITH OPTIONAL
HAND CRANK HEIGHT ADJUSTMENT

NOTE: HEIGHT INCLUDES
1.25" TABLE TOP

ELECTRIC HEIGHT ADJUSTMENT OPTION



NOTE: HEIGHT INCLUDES
1.25" TABLE TOP

TRAINING TABLE WITH OPTIONAL
ELECTRIC HEIGHT ADJUSTMENT
AND SNAP ON WIRE MANAGEMENT



ELECTRIC UP / DOWN
CONTROL DETAIL

MODEL / DESCRIPTION / LIST PRICING

ABBY | T-LEGS | RECTANGLE TOP

	Model Number	Table Top Size	Shpg. Wght.	Base Spread	LAMINATE TOP ASSORTED EDGES							VENEER TOP	
					GRP 1	GRP 2	GRP 3	GRP 4	GRP 5	GRP 6	GRP 7	GRP 8	GRP 9
RECTANGLE	AB2448	24 X 48	70	23"- T	\$1196	\$1259	\$1370	\$1439	\$1645	\$1819	\$2027	\$3041	\$3597
	AB2460	24 X 60	79	23"- T	\$1251	\$1321	\$1447	\$1526	\$1763	\$1960	\$2196	\$3221	\$3767
	AB2472	24 X 72	88	23"- T	\$1322	\$1398	\$1541	\$1631	\$1902	\$2128	\$2399	\$3438	\$3978
	AB2484	24 X 84	97	23"- T	\$1490	\$1575	\$1737	\$1839	\$2142	\$2397	\$2701	\$3872	\$4483
	AB3048	30 X 48	79	29"- T	\$1270	\$1339	\$1465	\$1542	\$1777	\$1973	\$2207	\$3256	\$3821
	AB3060	30 X 60	90	29"- T	\$1342	\$1419	\$1565	\$1655	\$1930	\$2157	\$2431	\$3488	\$4039
	AB3072	30 X 72	102	29"- T	\$1409	\$1492	\$1655	\$1757	\$2064	\$2317	\$2622	\$3696	\$4243
	AB3084	30 X 84	113	29"- T	\$1628	\$1727	\$1922	\$2046	\$2413	\$2719	\$3088	\$4297	\$4900

NOTE: Flip-top can only be ordered with casters.

NOTE: Fliptop tables with casters in counter & bar height available in depth ranges 24"-36" only
Max Length up 72" - Not available with C-legs

OPTIONS

Add upcharge to list price and code to model number

FLIP-T	Flip-Top for two T-legs	\$402	
ASB	Anti-Sag Bar for tables under 72"	\$90	
ULW	Ultra-lightweight table top	\$213	
CAS2	2" Mobile Casters - Black	\$24	ea.
DCL	C-Legs instead of T-Legs	\$68	per table

GD3	Flat Ganging Device for Café & Training Tables	\$107	
RAD	3" Radius Corners for 3MM Edge	\$225	per table
PINLT	Pin Height Adjust (T-Legs)	\$293	
HCA	Hand Crank Height Adjust (T-Legs)	\$557	
EPLA	Electric Height Adjust (T-Legs)	\$1118	

ALBURY

The Albury collection of lounge chairs encompasses two sizes, the Low-Back and the High-Back. Designed with winged sides and seats, it offers a fun contemporary flair. This collection offers a wide range of contrasting fabric options and many base styles, for a unique personalized look. The Albury lounge chair also offers a rocker, giving mobility and making a statement in commercial or healthcare settings.



LOW-BACK ROCKER



HIGH BACK SLED

ORDERING INFORMATION

To Order Please Specify:

- 1) Series Name
- 2) Model Number
- 3) Quantity
- 4) Fabric Grade & Number
- 5) Frame Finishes
- 6) Optional Items

SOFT SEATING	WEIGHT LIMIT
1 Seat	500 lbs.

BASE FINISHES

- 4 Leg:** Polished Chrome
- 4-Star base:** Polished Chrome Only
- Sled Base/Cross Sled:** Polished Chrome
- 5-Star Swivel Casters:** Polished Aluminum
- Rocker Base:** Polished Chrome/Wood Stain
- Wood Legs:** Wood Stain

BASE FINISH OPTIONS

- 4 Leg:** Powder Coat
- Sled Base/Cross Sled:** Powder Coat
- 5-Star Swivel Casters:** Powder Coat
- Rocker Base:** Powder Coat/Wood Stain

ALBURY GENERAL SPECIFICATIONS

Upholstery / Foam

1" thick high resiliency foam with a 2" seat cushion

Note: Due to the complexity of the upholstery process, please submit your Graded-in/COM for testing. A 10"x10" sample is required. **ALL FABRIC MUST BE PRE APPROVED.** Please see Approved Fabrics link under product webpage images.

Base Details

- 4 Leg:** 1" diameter tubular steel wth steel glides
- 4 Star Steel Base:** Auto return steel construction with fixed seat height with adjustable steel glides.
- Sled Base:** .50" diameter, cold roll steel continuous solid rod with plastic glides
- Cross Sled Wire Frame:** .50" diameter cold roll steel continuous solid rod with plastic glides
- 5-Star Swivel Casters:** 360° swivel polished aluminum construction with adjustable seat height on black casters
- Rocker Base:** 1" diameter tubular steel wth 1-3/8" Ash wood rockers
- Wood Legs:** 1.75" Beech wood legs, tapered down to 1.25" with plastic nail glides

OPTIONS

- CODE: FR - CAL 133 (TB 133) Fire Retardant
- CODE: MB - Moisture Barrier (up to 60" overall width)
- CODE: SF - Powder Coat Paint Color
- CODE: 2FO - 2 Fabric Option
- CODE: 3FO - 3 Fabric Option

DIMENSIONS	4 Leg Chair	4-Star Swivel	Sled Base	Cross Sled
Seat Height:	16.5"	16.5"	16.5"	16.5"
Seat Width:	18"	18"	18"	18"
Seat Depth:	18"	18"	18"	18"
Overall Height:	33"	33"	33"	33"
Overall Width:	24"	24"	24"	24"
Overall Depth:	26.5"	26.5"	26.5"	26.5"
Qty./Wt.:	1 ea./34 lbs.	1 ea./36 lbs.	1 ea./34 lbs.	1 ea./34 lbs.



4 LEG CHAIR



4-STAR SWIVEL

MODEL / DESCRIPTION / LIST PRICING



7650 4 Leg

COM Yardage: 3 Yds. / Back (inside/outside): 1 Yd. ea. / Seat (inside/outside): 1 Yd. ea.

COM	GR1	GR2	GR3	GR4	GR5	GR6	GR7	GR8	GR9	GR10	LEA
\$1376	\$1436	\$1496	\$1556	\$1631	\$1691	\$1771	\$1851	\$1931	\$2011	\$2081	\$2296



7652 4-Star Swivel in Polished Chrome Only

COM Yardage: 3 Yds. / Back (inside/outside): 1 Yd. ea. / Seat (inside/outside): 1 Yd. ea.

COM	GR1	GR2	GR3	GR4	GR5	GR6	GR7	GR8	GR9	GR10	LEA
\$1398	\$1458	\$1518	\$1578	\$1653	\$1713	\$1793	\$1873	\$1953	\$2033	\$2103	\$2318



7654 Sled Base

COM Yardage: 3 Yds. / Back (inside/outside): 1 Yd. ea. / Seat (inside/outside): 1 Yd. ea.

COM	GR1	GR2	GR3	GR4	GR5	GR6	GR7	GR8	GR9	GR10	LEA
\$1402	\$1462	\$1522	\$1582	\$1657	\$1717	\$1797	\$1877	\$1957	\$2037	\$2107	\$2322



7655 Cross Sled Wire Frame

COM Yardage: 3 Yds. / Back (inside/outside): 1 Yd. ea. / Seat (inside/outside): 1 Yd. ea.

COM	GR1	GR2	GR3	GR4	GR5	GR6	GR7	GR8	GR9	GR10	LEA
\$1468	\$1528	\$1588	\$1648	\$1723	\$1783	\$1863	\$1943	\$2023	\$2103	\$2173	\$2388

OPTIONS

Add upcharge to list price and code to model number

FR	CAL 133 (TB 133) Fire Retardant per yard	\$101	/yd.
MB	Moisture Barrier (up to 60" overall width)	\$141	ea.
SF	Powder Coat Color Finish	\$54	

2FO	Two fabric option	\$110	
3FO	Three fabric option	\$166	

DIMENSIONS	Rocker	5-Star Base	Wood Leg
Seat Height:	16.5"	16-20"	15"
Seat Width:	18"	18"	18"
Seat Depth	18"	18"	18"
Overall Height:	33"	33-37"	32"
Overall Width:	24"	24"	24"
Overall Depth:	26.5"	26.5"	25.5"
Qty./Wt.:	1 ea./36 lbs.	1 ea./38 lbs.	1 ea./34 lbs.



ROCKER



5-STAR SWIVEL BASE
WITH CASTERS

MODEL / DESCRIPTION / LIST PRICING



7656 Rocker

COM Yardage: 3 Yds. / Back (inside/outside): 1 Yd. ea. / Seat (inside/outside): 1 Yd. ea.

COM	GR1	GR2	GR3	GR4	GR5	GR6	GR7	GR8	GR9	GR10	LEA
\$1545	\$1605	\$1665	\$1725	\$1800	\$1860	\$1940	\$2020	\$2100	\$2180	\$2250	\$2465



7658 5-Star Swivel Base with Casters

COM Yardage: 3 Yds. / Back (inside/outside): 1 Yd. ea. / Seat (inside/outside): 1 Yd. ea.

COM	GR1	GR2	GR3	GR4	GR5	GR6	GR7	GR8	GR9	GR10	LEA
\$1566	\$1626	\$1686	\$1746	\$1821	\$1881	\$1961	\$2041	\$2121	\$2201	\$2271	\$2486



7659 Wood Leg

COM Yardage: 3 Yds. / Back (inside/outside): 1 Yd. ea. / Seat (inside/outside): 1 Yd. ea.

COM	GR1	GR2	GR3	GR4	GR5	GR6	GR7	GR8	GR9	GR10	LEA
\$1630	\$1690	\$1750	\$1810	\$1885	\$1945	\$2025	\$2105	\$2185	\$2265	\$2335	\$2550

OPTIONS

Add upcharge to list price and code to model number

FR	CAL 133 (TB 133) Fire Retardant per yard	\$101	/yd.
MB	Moisture Barrier (up to 60" overall width)	\$141	ea.
SF	Powder Coat Color Finish	\$54	

2FO	Two fabric option	\$110	
3FO	Three fabric option	\$166	

DIMENSIONS	4-Leg	4-Star Swivel	Sled Base
Seat Height:	16.5"	16.5"	16.5"
Seat Width:	18"	18"	18"
Seat Depth	18"	18"	18"
Overall Height:	43"	43"	43"
Overall Width:	24"	24"	24"
Overall Depth:	28.5"	28.5"	28.5"
Qty./Wt.:	1 ea./38 lbs.	1 ea./40 lbs.	1 ea./38 lbs.



HIGH-BACK SLED BASE

MODEL / DESCRIPTION / LIST PRICING



7660 High Back 4 Leg

COM Yardage: 4 Yds. / Headrest (inside/outside) 0.5 Yd. ea.
Back (inside/outside): 1 Yd. ea. / Seat (inside/outside): 1 Yd. ea.

COM	GR1	GR2	GR3	GR4	GR5	GR6	GR7	GR8	GR9	GR10	LEA
\$1551	\$1611	\$1671	\$1731	\$1806	\$1866	\$1946	\$2026	\$2106	\$2186	\$2256	\$2471



7662 High Back 4-Star Swivel

COM Yardage: 4 Yds. / Headrest (inside/outside) 0.5 Yd. ea.
Back (inside/outside): 1 Yd. ea. / Seat (inside/outside): 1 Yd. ea.

COM	GR1	GR2	GR3	GR4	GR5	GR6	GR7	GR8	GR9	GR10	LEA
\$1573	\$1633	\$1693	\$1753	\$1828	\$1888	\$1968	\$2048	\$2128	\$2208	\$2278	\$2493



7664 High Back Sled Base

COM Yardage: 4 Yds. / Headrest (inside/outside) 0.5 Yd. ea.
Back (inside/outside): 1 Yd. ea. / Seat (inside/outside): 1 Yd. ea.

COM	GR1	GR2	GR3	GR4	GR5	GR6	GR7	GR8	GR9	GR10	LEA
\$1577	\$1637	\$1697	\$1757	\$1832	\$1892	\$1972	\$2052	\$2132	\$2212	\$2282	\$2497

OPTIONS

Add upcharge to list price and code to model number

FR	CAL 133 (TB 133) Fire Retardant per yard	\$101	/yd.
MB	Moisture Barrier (up to 60" overall width)	\$141	ea.
SF	Powder Coat Color Finish	\$54	

2FO	Two fabric option	\$110	
3FO	Three fabric option	\$166	

DIMENSIONS	Rocker	Wood Legs
Seat Height:	16.5"	15"
Seat Width:	18"	18"
Seat Depth	18"	18"
Overall Height:	43"	42"
Overall Width:	24"	24"
Overall Depth:	28.5"	28.5"
Qty./Wt.:	1 ea./40 lbs.	1 ea./40 lbs.



HIGH-BACK ROCKER

MODEL / DESCRIPTION / LIST PRICING



7666 High Back Rocker

COM Yardage: 4 Yds. / Headrest (inside/outside) 0.5 Yd. ea.
Back (inside/outside): 1 Yd. ea. / Seat (inside/outside): 1 Yd. ea.

COM	GR1	GR2	GR3	GR4	GR5	GR6	GR7	GR8	GR9	GR10	LEA
\$1720	\$1780	\$1840	\$1900	\$1975	\$2035	\$2115	\$2195	\$2275	\$2355	\$2425	\$2640



7668 High Back Wood Leg

COM Yardage: 4 Yds. / Headrest (inside/outside) 0.5 Yd. ea.
Back (inside/outside): 1 Yd. ea. / Seat (inside/outside): 1 Yd. ea.

COM	GR1	GR2	GR3	GR4	GR5	GR6	GR7	GR8	GR9	GR10	LEA
\$1805	\$1865	\$1925	\$1985	\$2060	\$2120	\$2200	\$2280	\$2360	\$2440	\$2510	\$2725


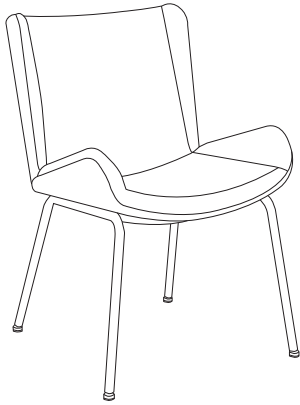
OPTIONS

Add upcharge to list price and code to model number

FR	CAL 133 (TB 133) Fire Retardant per yard	\$101	/yd.
MB	Moisture Barrier (up to 60" overall width)	\$141	ea.
SF	Powder Coat Color Finish	\$54	

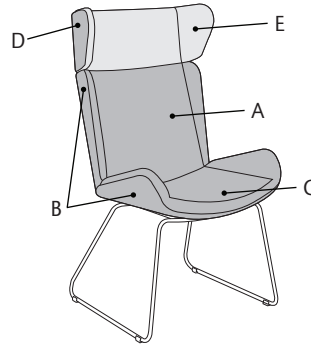
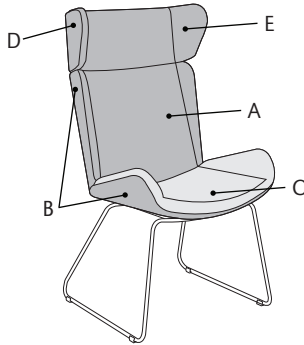
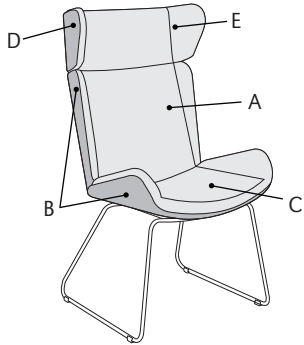
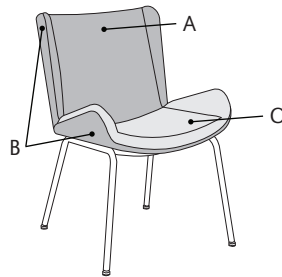
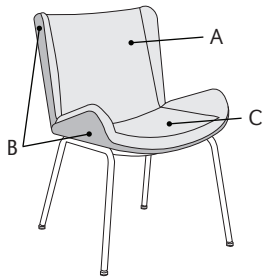
2FO	Two fabric option	\$110	
3FO	Three fabric option	\$166	

Choose One Diagram Below with Your 2 Fabric Option or 3 Fabric Option

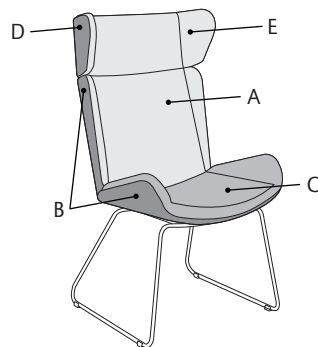
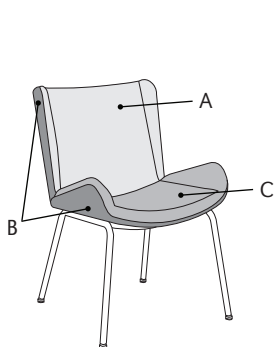


- A • Inside Back
- B • Outside Back
- C • Seat
- D • Outside Headrest
- E • Inside Headrest

EXAMPLES: TWO FABRICS




EXAMPLES: THREE FABRICS





ARCHER TABLE OF CONTENTS

Archer Cafe.....	2
Archer Training.....	4



ORDERING INFORMATION

- | | |
|----------------------------|-------------------------------|
| 1) Series Name | 6) Laminate Selection and No. |
| 2) Model Number | 7) Edge Style Code and Color |
| 3) Size | 8) Optional Items |
| 4) Quantity | |
| 5) Powder Coat Frame Color | |

ARCHER CAFÉ BASE SPECIFICATIONS

Archer X Base

Table Height	Table height is 29" to 30" depending on table top specified.
Column	2" or 2.5" square 14 gauge steel tubing.
Base	1" x 2" 14 gauge steel arched rectangular tubing - 22" 26", 32" or 38" spreads with metal welded end caps.
Plate	10" x 10" square • 12" X 12" square • 14" X 14" square • 24" x 24" square
Glides	Black adjustable self-leveling swivel glides.
Assembly	Top plate is welded to the vertical column and the vertical column is welded to the horizontal base plate. No tie rod assembly. Base mounts to tabletop with ¼-20 x 1" machine screws into metal inserts in top.
Finish	Choice of standard powder coat colors – See "Color Selections" brochure.

Flip-Top Mechanism

Durable all-steel construction with a spring-loaded release handle and a safety catch to maintain flipped-up position.

TABLE TOP SPECIFICATIONS

Table Tops

Table top core is CARB Phase I & Phase II Compliant. Laminate, wood veneer and phenolic backing are glued with water based adhesives

FINISHES

Laminate/Veneer Selections



ERG offers over 1000 standard laminate choices from Nevamar, Wilsonart, Formica and Pionite. Wood veneer is available in transparent stain colors - custom stain matching available.

Edge Selections:

ERG offers a wide variety of table top edge materials including PVC, wood, aluminum and resin/urethane. Special Edge Note: When ganging or butting tables together, ERG recommends using 3MM flat edge, or flat wood edge. Square tables using PVC **T-MOLD** edge will have a 2" radius on all corners.

OPTIONS

- CODE: FLIP-T - Flip Top for two T-legs
- CODE: FLIP-X - Flip Top per X-base
- CODE: FOLD - Lightweight Folding Leg Mechanism per table
- CODE: ASB - Anti-Sag Bar for tables under 72"
- CODE: STH - Special Table Height (other than 29")
- CODE: ULW - Ultra-lightweight table top
- CODE: CAS3 - 3" Mobile Casters
- CODE: GD3 - Flat Ganging Device for Café & Training Tables
- TABLE ACCESSORIES - Grommets, Wire Management, Power/Data Options, see accessories online under the 'Products' tab
- MODESTY PANEL - Two versions, removable and folding, are available, see accessories online under the 'Products' tab
- CODE: RAD - 3" Radius Corners for 3MM Edge
- CODE: FTBH - Flip top support bar for rectangular bar height tables (Maximum table top size 30x72)



MODEL / DESCRIPTION / LIST PRICING

ARCHER | CAFÉ | ROUND ●

Model Number	Table Top Size	Shpg. Wght.	Base Spread	LAMINATE TOP ASSORTED EDGES							VENEER TOP	
				GRP 1	GRP 2	GRP 3	GRP 4	GRP 5	GRP 6	GRP 7	GRP 8	GRP 9
AH24D	24" Dia.	32	22"- X	\$759	\$772	\$862	\$938	\$1092	\$1221	\$1375	\$1968	\$2272
AH30D	30" Dia.	43	26"- X	\$835	\$853	\$972	\$1074	\$1277	\$1447	\$1653	\$2232	\$2506
AH36D	36" Dia.	53	32"- X	\$1023	\$1044	\$1186	\$1311	\$1558	\$1764	\$2010	\$2728	\$3068
AH42D	42" Dia.	72	32"- X	\$1184	\$1211	\$1398	\$1558	\$1882	\$2147	\$2470	\$3228	\$3553
AH48D	48" Dia.	86	38"- X	\$1297	\$1330	\$1556	\$1750	\$2140	\$2463	\$2854	\$3606	\$3893
AH54D	54" Dia.	103	38"- X	\$1506	\$1542	\$1802	\$2022	\$2463	\$2831	\$3273	\$4170	\$4522
AH60D	60" Dia.	123	38"- X	\$1624	\$1664	\$1961	\$2219	\$2728	\$3155	\$3664	\$4556	\$4871

ARCHER | CAFÉ | SQUARE ■

Model Number	Table Top Size	Shpg. Wght.	Base Spread	LAMINATE TOP ASSORTED EDGES							VENEER TOP	
				GRP 1	GRP 2	GRP 3	GRP 4	GRP 5	GRP 6	GRP 7	GRP 8	GRP 9
AH24S	24" Sq.	40	22"- X (Bar 26"- X)	\$734	\$757	\$845	\$898	\$1064	\$1201	\$1363	\$1887	\$2143
AH30S	30" Sq.	54	26"- X	\$841	\$859	\$978	\$1078	\$1284	\$1453	\$1657	\$2247	\$2522
AH36S	36" Sq.	67	32"- X	\$1038	\$1056	\$1206	\$1332	\$1587	\$1798	\$2052	\$2770	\$3106
AH42S	42" Sq.	90	38"- X	\$1148	\$1176	\$1361	\$1522	\$1844	\$2113	\$2433	\$3147	\$3443
AH48S	48" Sq.	107	38"- X	\$1229	\$1261	\$1476	\$1662	\$2032	\$2342	\$2713	\$3421	\$3692

ARCHER | CAFÉ | RECTANGLE ■

Model Number	Table Top Size	Shpg. Wght.	Base Spread	LAMINATE TOP ASSORTED EDGES							VENEER TOP	
				GRP 1	GRP 2	GRP 3	GRP 4	GRP 5	GRP 6	GRP 7	GRP 8	GRP 9
AH2430S	24x30	49	22"- X	\$813	\$829	\$937	\$1030	\$1219	\$1374	\$1559	\$2151	\$2436
AH2448	24x48	70	2-22"- T	\$952	\$972	\$1112	\$1232	\$1471	\$1674	\$1913	\$2559	\$2854
AH2460	24x60	79	2-22"- T	\$999	\$1020	\$1178	\$1312	\$1580	\$1806	\$2075	\$2717	\$2997
AH3048	30x48	84	2-22"- T	\$1005	\$1026	\$1185	\$1320	\$1594	\$1820	\$2092	\$2735	\$3013
AH3060	30x60	90	2-22"- T	\$1062	\$1088	\$1265	\$1420	\$1727	\$1981	\$2289	\$2929	\$3185

ARCHER | BAR HEIGHT AND COUNTER HEIGHT AVAILABLE

Note: Use STH option code to order bar height tables

Max size for bar height table tops is 42" diameter or 36" square

FTBH option is required with STH option when ordering rectangle flip-top tables over 29" table height.

Note: Other bar height sizes available. Call for pricing.

Note: Fliptop X- base tables with casters in bar & counter height max 36" D or 36" S

OPTIONS

Add upcharge to list price and code to model number

FLIP-T	Flip-Top for two T-legs	\$402	
FLIP-X	Flip-Top per X-base (up to 42" top maximum)	\$141	
FOLD	Lightweight Folding Leg Mechanism per table	\$335	
ASB	Anti-Sag Bar for tables under 72"	\$90	
STH	Special Table Height (other than 29")	\$169	per base

ULW	Ultra-lightweight table top	\$213	
CAS3	3" Mobile Casters (2 Casters per T-leg)	\$29	ea.
GD3	Flat Ganging Device for Café & Training Tables	\$107	
RAD	3" Radius Corners for 3MM Edge	\$225	per table
FTBH	All T-base bar height tables with flip top	\$337	



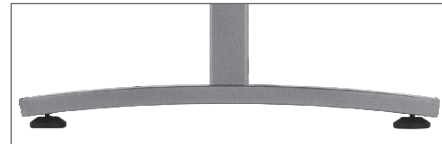
NESTED FLIP-TOP TABLES



Table Storage Dollies
See accessories online



TRAINING TABLE WITH
CASTERS AND POWER OPTION



LEG DETAIL

ORDERING INFORMATION

- | | |
|----------------------------|-------------------------------|
| 1) Series Name | 6) Laminate Selection and No. |
| 2) Model Number | 7) Edge Style Code and Color |
| 3) Size | 8) Optional Items |
| 4) Quantity | |
| 5) Powder Coat Frame Color | |

ARCHER TRAINING BASE SPECIFICATIONS

Archer T Base

Table Height	Table height is 29" to 30" depending on table top specified.
Column	2" or 2.5" square 14 gauge steel tubing.
Base	1" x 2" 14 gauge steel arched rectangular tubing – 16" 22", 26" spreads with metal welded end caps.
Plate	8" x 8" square 12 gauge stamped steel 2" x 4" 12 gauge stamped steel (Flip-Top or Folding).
Glides	Black adjustable self-leveling swivel glides.
Assembly	Top plate is welded to the vertical column and the vertical column is welded to the horizontal base plate. No tie rod assembly. Base mounts to tabletop with ¼-20 x 1" machine screws into metal inserts in top. Stretcher steel bars are used on tops 72" and longer.
Finish	Choice of standard powder coat colors – See "Color Selections" brochure.

Flip-Top Mechanism

Aluminum die-cast top plate and aluminum housing with single handle cable release. All training tables that are 18" deep with flip and casters options, cannot be specified with modesty panels.

Folding Mechanism

Nylon injection molded housing, cast aluminum pivot and metal locking slider. Rigid, taper locking design is activated by single lever that also locks in folded position.

TABLE TOP SPECIFICATIONS

Table Tops

Table top core is CARB Phase I & Phase II Compliant. Laminate, wood veneer and phenolic backing are glued with water based adhesives.

Ultra-Lightweight Table Tops

Ultra-lightweight tables have an exceptionally strong manufactured MDF top made from 100% recovered and recycled wood fiber with at least 25% post-industrial recycled fiber; the balance consisting of recovered waste fiber. Ultra-light tables are 18% lighter than standard tables.

FINISHES

Laminate/Veneer Selections

ERG offers over 1000 standard laminate choices from Nevamar, Wilsonart, Formica and Pionite. Wood veneer is available in transparent stain colors - custom stain matching available.


Edge Selections:

ERG offers a wide variety of table top edge materials including PVC, wood, aluminum and resin/urethane. Special Edge Note: When ganging or butting tables together, ERG recommends using 3MM flat edge, or flat wood edge. Square tables using PVC **T-MOLD** edge will have a 2" radius on all corners.


OPTIONS

- Code: FLIP-T - Flip Top for two T-legs
- CODE: FOLD - Lightweight Folding Leg Mechanism per table
- CODE: ASB - Anti-Sag Bar for tables under 72"
- CODE: STH - Special Table Height (other than 29")
- CODE: ULW - Ultra-lightweight table top
- CODE: CAS3 - 3" Mobile Casters
- CODE: GD3 - Flat Ganging Device for Café & Training Tables
- TABLE ACCESSORIES - Grommets, Wire Management, Power/Data Options, see accessories online under the 'Products' tab
- MODESTY PANEL - Two versions, removable and folding, are available, see accessories online under the 'Products' tab
- CODE: RAD - 3" Radius Corners for 3MM Edge
- CODE: FTBH - Flip top support bar for rectangular bar height tables
(Maximum table top size 30x72)


Note: When ordering modesty panel, table and panel must have 3MM edge.



GLIDE
DETAIL



CASTER
DETAIL



FLIP-TOP
DETAIL

MODEL / DESCRIPTION / LIST PRICING

ARCHER | RECTANGLE

Model Number	Table Top Size	Shpg. Wght.	Base Spread	LAMINATE TOP ASSORTED EDGES							VENEER TOP	
				GRP 1	GRP 2	GRP 3	GRP 4	GRP 5	GRP 6	GRP 7	GRP 8	GRP 9
AH2436	24 X 36	61	2-22"- T	\$904	\$922	\$1045	\$1151	\$1362	\$1539	\$1752	\$2399	\$2708
AH2448	24 X 48	70	2-22"- T	\$952	\$972	\$1112	\$1232	\$1471	\$1674	\$1913	\$2559	\$2854
AH2460	24 X 60	79	2-22"- T	\$999	\$1020	\$1178	\$1312	\$1580	\$1806	\$2075	\$2717	\$2997
AH2472	24 X 72	88	2-22"- T	\$1170	\$1193	\$1366	\$1517	\$1813	\$2061	\$2359	\$3145	\$3503
AH2484	24 X 84	97	2-22"- T	\$1240	\$1271	\$1467	\$1638	\$1979	\$2263	\$2603	\$3387	\$3721
AH2496	24 X 96	106	2-22"- T	\$1318	\$1348	\$1565	\$1749	\$2118	\$2425	\$2792	\$3614	\$3956
AH3036	30 X 36	68	2-22"- T	\$947	\$966	\$1106	\$1223	\$1462	\$1661	\$1898	\$2542	\$2840
AH3048	30 X 48	79	2-22"- T	\$1005	\$1026	\$1185	\$1320	\$1594	\$1820	\$2092	\$2735	\$3013
AH3060	30 X 60	90	2-22"- T	\$1062	\$1088	\$1265	\$1420	\$1727	\$1981	\$2289	\$2929	\$3185
AH3072	30 X 72	102	2-22"- T	\$1241	\$1271	\$1468	\$1639	\$1980	\$2264	\$2604	\$3391	\$3723
AH3084	30 X 84	113	2-22"- T	\$1325	\$1357	\$1584	\$1779	\$2167	\$2493	\$2885	\$3664	\$3971
AH3096	30 X 96	124	2-22"- T	\$1411	\$1446	\$1693	\$1907	\$2330	\$2684	\$3109	\$3925	\$4235
AH3648	36 X 48	88	2-26"- T	\$1070	\$1096	\$1276	\$1432	\$1743	\$2003	\$2315	\$2953	\$3209
AH3660	36 X 60	102	2-26"- T	\$1137	\$1166	\$1371	\$1545	\$1898	\$2191	\$2542	\$3180	\$3412
AH3672	36 X 72	115	2-26"- T	\$1327	\$1359	\$1588	\$1783	\$2175	\$2502	\$2893	\$3674	\$3981
AH3684	36 X 84	129	2-26"- T	\$1419	\$1454	\$1715	\$1941	\$2386	\$2758	\$3205	\$3983	\$4257
AH3696	36 X 96	142	2-26"- T	\$1517	\$1556	\$1841	\$2084	\$2572	\$2978	\$3466	\$4276	\$4553

ARCHER | SECTIONAL | HALF ROUND

Model Number	Table Top Size	Shpg. Wght.	Base Spread	LAMINATE TOP ASSORTED EDGES							VENEER TOP	
				GRP 1	GRP 2	GRP 3	GRP 4	GRP 5	GRP 6	GRP 7	GRP 8	GRP 9
AHHR2448	24 X 48	70	2-16"- T	\$1264	\$1299	\$1551	\$1762	\$2190	\$2545	\$2974	\$3607	\$3796
AHHR3060	30 X 60	90	2-22"- T	\$1363	\$1405	\$1690	\$1935	\$2423	\$2829	\$3317	\$3944	\$4101
AHHR3672	36 X 72	115	2-26"- T	\$1621	\$1666	\$1998	\$2284	\$2851	\$3324	\$3892	\$4661	\$4869

ARCHER | BAR HEIGHT AND COUNTER HEIGHT AVAILABLE

Note: Use STH option code to order bar height tables

FTBH option is required with STH option when ordering rectangle flip-top tables over 29" table height.

Note: Fliptop tables with casters in counter & bar height available in depth ranges 24"-36" only

Max Length up 72" - Not available with C-legs.

All training tables that are 18" deep with flip and casters options, cannot be specified with modesty panels.

OPTIONS

Add upcharge to list price and code to model number

FLIP-T	Flip-Top for two T-legs	\$402	
FOLD	Lightweight Folding Leg Mechanism per table	\$335	
ASB	Anti-Sag Bar for tables under 72"	\$90	
STH	Special Table Height (other than 29")	\$169	per leg
ULW	Ultra-lightweight table top	\$213	

CAS3	3" Mobile Casters (2 Casters per T-leg)	\$29	ea.
GD3	Flat Ganging Device for Café & Training Tables	\$107	
RAD	3" Radius Corners for 3MM Edge	\$225	per table
FTBH	All T-base bar height tables with flip top	\$337	

ARISTO SERIES

**ARISTO SERIES
SPECIFICATIONS**

The Aristo Series features a laminate frame and back. Seats and backs can be upholstered with your choice of fabric over high density foam.



ARISTO BANQUETTE WITH TWO FABRIC OPTION AND RECESSED FRONT

ORDERING INFORMATION

- | | |
|--------------------------|-----------------------|
| 1) Series Name | 5) Laminate Selection |
| 2) Model Number | 6) Plinth Base Finish |
| 3) Quantity | 7) Optional Items |
| 4) Fabric Grade & Number | |

ARISTO BANQUETTE SPECIFICATIONS

Upholstery

Seat and back are covered in choice of fabric, vinyl, crypton, leather or COM. ERG uses only water based glues and adhesives in our upholstery process.

Frame Construction

The Aristo frame is made of laminate. All foam is fully bonded to frame. Seat cushions are 5" graded high resiliency (H.R.) block foam with back 2" (H.R.) foam, covered entirely with special bonded polyester fiber to protect final upholstery.

Plinth Base

The standard recessed front base is available in a choice of laminate or unfinished so that you can add your own cove base or carpet.

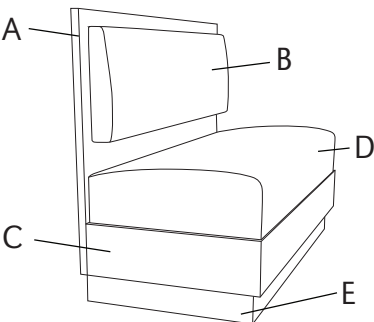
Anchoring

Aristo dining benches are easy to anchor to the floor. Floor mount instructions can be provided by customer service. Hardware for anchoring bench to the floor is not included.

Note:

Please allow extra fabric for repeat design.

SOFT SEATING	WEIGHT LIMIT
1 Seat	500 lbs.
2 Seat	1000 lbs.
3 Seat	1500 lbs.



- A - Frame Back Panel - Choice of Laminate
- B - Seat Back - Choice of fabrics
- C - Frame Seat - Choice of Laminate
- D - Seat - Choice of fabrics
- E - Recessed Base - Specify unfinished or laminate

COLORS / FINISHES

Seat and Back

Seat and back are covered in choice of fabric, vinyl, crypton, leather

Laminate Selections

ERG offers over 1000 standard laminate choices from Nevamar, Wilsonart, Formica and Pionite.

OPTIONS

- CODE: FR - CAL 133 (TB 133) Fire Retardant
- CODE: MB -Moisture Barrier (up to 60" overall width)
- CODE: MB60 -Moisture Barrier (over 60" overall width)
- CODE: MBB -Moisture Barrier (up to 60" overall width Back-to-Back)
- CODE: MBB60 -Moisture Barrier (over 60" overall width Back-to-Back)
- CODE: 2FO - Two Fabric Option
- CODE: CO - Clean Out (overall width up to 60")
- CODE: CO1 - Clean Out (overall width over 60")
- CODE: COB - Clean Out Back-to-Back (overall width up to 60")
- CODE: CO1B - Clean Out Back-to-Back (overall width over 60")
- CODE: PIP - Piping on edge of upholstery section, back or bench
- CODE: UFB - Unfinished Plinth Base
- CODE: RB1 - Recessed Plinth Base (1 Side only)
- CODE: RB2 - Recessed Plinth Base (2 Sides)



STANDARD BANQUETTE COMES WITH A FLUSH PLINTH BASE ON SIDES FOR GANGING, AND RECESSED FRONT.



OPTIONAL RECESSED PLINTH BASE AVAILABLE, ON ONE OR TWO SIDES.

DIMENSIONS	Straight Banquette	Back to Back Banquette
Seat Depth:	20"	20"
Seat Height:	18"	18"
Overall Depth:	24"	47"
Overall Width:	48", 60", 72"	48", 60", 72"
Overall Height:	34"	34"
Qty./Wt.:	1 ea./150 lbs.	1 ea./300 lbs.



ARISTO BACK TO BACK
BANQUETTE

MODEL / DESCRIPTION / LIST PRICING



4850 48" Banquette COM Yardage: Total: 4.5 Yds. / Back: 2 Yds. / Seat: 2.5 Yds.

COM	GR1	GR2	GR3	GR4	GR5	GR6	GR7	GR8	GR9	GR10	LEA
\$4535	\$4851	\$5046	\$5247	\$5457	\$5675	\$5901	\$6138	\$6383	\$6639	\$6905	\$8161

4852 60" Banquette COM Yardage: Total: 5.75 Yds. / Back: 2.75 Yds. / Seat: 3 Yds.

COM	GR1	GR2	GR3	GR4	GR5	GR6	GR7	GR8	GR9	GR10	LEA
\$6694	\$7162	\$7450	\$7748	\$8057	\$8379	\$8714	\$9064	\$9426	\$9802	\$10195	\$12049

4854 72" Banquette COM Yardage: Total: 6.5 Yds. / Back: 3 Yds. / Seat: 3.5 Yds.

COM	GR1	GR2	GR3	GR4	GR5	GR6	GR7	GR8	GR9	GR10	LEA
\$9067	\$9703	\$10090	\$10494	\$10914	\$11350	\$11804	\$12276	\$12768	\$13279	\$13809	\$16321



4856 48" Back-to-Back Banquette COM Yardage: Total: 9 Yds. / Back: 4 Yds. / Seat: 5 Yds.

COM	GR1	GR2	GR3	GR4	GR5	GR6	GR7	GR8	GR9	GR10	LEA
\$8614	\$9216	\$9585	\$9968	\$10367	\$10782	\$11214	\$11661	\$12129	\$12613	\$13118	\$15505

4858 60" Back-to-Back Banquette COM Yardage: Total: 11.5 Yds. / Back: 5.5 Yds. / Seat: 6 Yds.

COM	GR1	GR2	GR3	GR4	GR5	GR6	GR7	GR8	GR9	GR10	LEA
\$12718	\$13608	\$14154	\$14719	\$15309	\$15920	\$16557	\$17220	\$17908	\$18625	\$19369	\$22893

4860 72" Back-to-Back Banquette COM Yardage: Total: 13 Yds. / Back: 6 Yds. / Seat: 7 Yds.

COM	GR1	GR2	GR3	GR4	GR5	GR6	GR7	GR8	GR9	GR10	LEA
\$17229	\$18436	\$19172	\$19940	\$20738	\$21568	\$22430	\$23326	\$24260	\$25230	\$26239	\$31012

OPTIONS

Add upcharge to list price and code to model number

FR	CAL 133 (TB 133) Fire Retardant per yard	\$101	/ yd
MB	Moisture Barrier (up to 60" overall width)	\$141	ea.
MB60	Moisture Barrier (over 60" overall width)	\$225	ea.
MBB	Moisture Barrier - up to 60" width (Back-to-Back)	\$281	ea.
MBB60	Moisture Barrier - over 60" width (Back-to-Back)	\$449	ea.
2FO	Two Fabric Option	\$110	

CO	Clean Out (overall width up to 60")	\$281	
CO1	Clean Out (overall width over 60")	\$432	
COB	Clean Out Back-to-Back (overall width up to 60")	\$562	
CO1B	Clean Out Back-to-Back (overall width over 60")	\$865	
PIP	Piping horizontally & vertically - per bench or back	\$68	
UFB	Unfinished Plinth Base	Deduct \$80	
RB1	Recessed Base, 1 side	\$124	
RB2	Recessed Base, 2 sides	\$247	

ASHTON LOUNGE

With Ashton Lounge, creating lobby and lounge settings is easy with modular pieces that can form into many different configurations, and fit into any room size. Spectacular results have been obtained when designers use optional contrasting fabrics for backs and seats. The clean lines and sturdy styling of Ashton make it ideal for any application.



ASHTON SINGLE SEAT LOUNGE
WITH UPHOLSTERED ARMS

ORDERING INFORMATION

To Order Please Specify:

- 1) Series Name
- 2) Model Number
- 3) Quantity
- 4) Stain Color for Arm Caps
- 5) Frame Color
- 6) Fabric Grade & Number
- 7) Optional Items

ASHTON GENERAL SPECIFICATIONS

Upholstery

Seat and back are covered in choice of fabric, vinyl, crypton, leather or COM. ERG uses only water based glues and adhesives in our upholstery process. . Contrasting fabrics are available.

Frame Construction

Frame assembly is constructed of multi-ply hardwood, with tongue and groove construction. All foam is fully bonded to frame. Seat cushions are 5" graded high resiliency (H.R.) block foam, covered entirely with special bonded polyester fiber to protect final upholstery. No sag-springs are installed in seat & back along with interlocking helicoil springs to prevent sagging and provide additional lower back and seat support. Each modular unit consists of two individual components bolted together.

Metal Legs

Ashton metal legs are 1.5" diameter, 14 gauge steel tubing welded to a top flange. Each leg has a factory installed black nylon glide.

Arm Choices

Ashton Lounge is available with square upholstered arm.

COLORS / FINISHES

Metal Leg Finish Colors:

Standard powder coat colors.

Fixed Post Finish Colors:

Standard powder coat colors.

Metal Handle Grip Colors:

Powder coat or polished chrome.

Wood Armcaps:

All standard wood stain colors.

OPTIONS


- CODE: FR - CAL 133 (TB 133) Fire Retardant
- CODE: MB - Moisture Barrier (up to 60" overall width)
- CODE: 2FO - Two Fabric Upholstery Option
- CODE: GD2 - Flat Ganging Device for Soft Seating (Necessary when ganging two or more modules together). Please submit drawing layout where ganging should be installed
- CODE: CAS3 - 3" Mobile Casters
- CODE: AHG - Metal Hand Grip (Powder Coat or Polished Chrome)
- CODE: TABF(-) - Fixed Post Tablet (Powder Coat Only)
(lamine shape A, B or C, armless)
- CODE: TAB(-) - Non-Removable Swivel Tablet (lamine shape A, B or C specify left or right arm)
- CODE: SST - Solid Surface Tablet Arm (add to Tablet option)
- CODE: LAM5 - Non-standard laminate for 5 or less tablets
see options for upcharge
- CODE: SS5 - Non-standard Solid Surface top for 5 or less tablets

SOFT SEATING	WEIGHT LIMIT
1 Seat	500 lbs.
2 Seat	1000 lbs.
3 Seat	1500 lbs.


Note: Factory installed power/data available, See accessories online under the 'Products' tab



FIXED POST TABLET



METAL HAND GRIP



ELECTRICAL/DATA

**ASHTON LOUNGE
MODULAR CHAIR AND LOUNGE SOFAS**

DIMENSIONS	Single Seat	Two Seat	Three Seat
Seat Width:	22"	44"	66"
Seat Depth:	20"	20"	20"
Seat Height:	17.5"	17.5"	17.5"
Back Height:	33"	33"	33"
Overall Width:	22"	44"	66"
Overall Depth:	28"	28"	28"
Qty./Wt.:	1 ea./50 lbs.	1 ea./110 lbs.	1 ea./135 lbs.



TWO SEAT LOUNGE



SINGLE SEAT LOUNGE WITH
CASTERS AND HAND GRIP


MODEL / DESCRIPTION / LIST PRICING



606 Single Seat Lounge

COM Yardage: 3 Yds. / Back: 1.5 Yds. / Seat: 1.5 Yds.

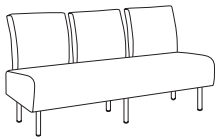
COM	GR1	GR2	GR3	GR4	GR5	GR6	GR7	GR8	GR9	GR10	LEA
\$1386	\$1483	\$1542	\$1605	\$1667	\$1735	\$1805	\$1876	\$1951	\$2030	\$2110	\$2494



608 Two Seat Lounge

COM Yardage: 6 Yds. / Back: 3 Yds. / Seat: 3 Yds.

COM	GR1	GR2	GR3	GR4	GR5	GR6	GR7	GR8	GR9	GR10	LEA
\$2393	\$2562	\$2665	\$2771	\$2881	\$2996	\$3115	\$3240	\$3371	\$3505	\$3646	\$4309



610 Three Seat Lounge

COM Yardage: 9 Yds. / Back: 4.5 Yds. / Seat: 4.5 Yds.

COM	GR1	GR2	GR3	GR4	GR5	GR6	GR7	GR8	GR9	GR10	LEA
\$3085	\$3300	\$3431	\$3569	\$3712	\$3861	\$4014	\$4175	\$4342	\$4516	\$4697	\$5551

TABLET SHAPES

Three Tablet Shapes::

Choose from the three shapes shown and specify; A, B or C and left or right (outside tablet) when ordering.

Example: TABF-(A) Left - this would be a fixed shape A tablet on the left side (when seated).

Laminate Top:

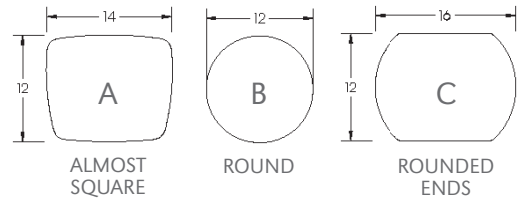
Tablet orders of 5 or less have 4 standard laminate colors:

- Wilsonart Black 1595-60
- Wilsonart Montana Walnut 7110K-78
- Formica Brite White 459-58
- Nevamar Silver Alu Metalx MXT003

Solid Surface Top:

Tablet orders of 5 or less have 4 standard Corian colors:

- Bone
- Bronzite
- Glacier White
- Silver Grey



OPTIONS

Add upcharge to list price and code to model number

FR	CAL 133 (TB 133) Fire Retardant per yard	\$101	/yd.
MB	MB -Moisture Barrier (up to 60" overall width)	\$141	ea.
2FO	Two fabric option	\$110	
GD2	Flat Ganging Device for Soft Seating	\$58	
AHG	Metal Hand Grip - per seat (Powder Coat or Polished Chrome)	\$169	
CAS3	3" Mobile Casters	\$29	ea.

TABF-(_)	Fixed Post Tablet (specify A, B or C, left or right side)	\$416	
TAB-(_)	Swivel Tablet (specify A, B or C, left or right arm)	\$444	
SST	Solid Surface Tablet Arm - add to tablet option	\$141	
LAM5	Non-standard laminate (5 tablets or less)	\$281	ea. tablet
SS5	Non-standard Solid Surface (5 tablets or less)	Call For Quote	

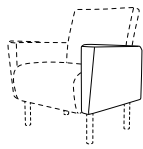
DIMENSIONS	Single Seat
Seat Width:	22"
Seat Depth:	20"
Seat Height:	17.5"
Arm Height:	25.5"
Back Height:	33"
Overall Width:	27"
Overall Depth:	28"
Qty./Wt.:	1 ea./65 lbs.



UPHOLSTERED ARMS

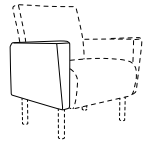
NOTE: Left or Right Arm is determined when seated on product. Arms are factory installed.

MODEL / DESCRIPTION / LIST PRICING




Left
Outside Arm
Upholstered
Square

621L Ashton Square Left Outside Arm
COM Yardage 2 Yds.



Right
Outside Arm
Upholstered
Square

621R Ashton Square Right Outside Arm
COM Yardage 2 Yds.



UPHOLSTERED
SQUARE ARM

Upholstered Square Arm - Right or Left
\$540 COM


621L/R Ashton Square Outside Arm - Left/Right

COM Yardage: 2.0 Yds.

COM	GR1	GR2	GR3	GR4	GR5	GR6	GR7	GR8	GR9	GR10	LEA
\$540	\$579	\$602	\$625	\$651	\$676	\$703	\$731	\$760	\$791	\$824	\$972

ASHTON BENCH

With Ashton Bench, creating lobby settings is easy with modular pieces that can fit into any room size. The clean lines and sturdy styling of Ashton make it ideal for any application. Coordinate with Ashton Lounge and Occasional Tables.



ASHTON TWO-SEAT BENCH



Ashton Benches coordinate with Ashton Lounge.

ORDERING INFORMATION

To Order Please specify:

- 1) Series Name
- 2) Model Number
- 3) Quantity
- 4) Fabric Grade and Number
- 5) Finish Color for Legs
- 6) Optional Items

ASHTON GENERAL SPECIFICATIONS

Frame Construction

Frame assembly is constructed of multi-ply hardwood, with tongue and groove construction. No sag-springs are installed in seat along with interlocking helicoil springs to prevent sagging and provide additional lower back and seat support. Each modular unit consists of two individual components bolted together.

Upholstery

All foam is fully bonded to frame. Seat cushions are 5" graded high resiliency (H.R.) block foam, covered entirely with special bonded polyester fiber to protect final upholstery. ERG uses only water based glues and adhesives in our upholstery process. Seat is covered in choice of fabric, vinyl, crypton, leather or COM.

Metal Legs

Ashton metal legs are 1.5" diameter, 14-gauge steel tubing welded to a top flange.

Glides

All benches are standard with factory installed black nylon glides.

COLORS / FINISHES

Metal Leg Finishes:

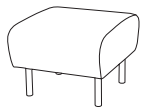
Standard powder coat colors.

OPTIONS

- CODE: FR - CAL 133 (TB 133) Fire Retardant.
- CODE: MB - Moisture Barrier (up to 60" overall width)
- CODE: SBH - Special Height.

DIMENSIONS	Ottoman	Two Seat	Three Seat
Overall Depth:	26"	26"	26"
Overall Width:	22"	45"	68"
Overall Height:	18"	18"	18"
Qty/Wt per carton	1 ea. 25 lbs	1 ea. 50 lbs	1 ea. 75 lbs

MODEL / DESCRIPTION / LIST PRICING



601 Single Seat Bench/Ottoman

COM Yardage: Total: 1.75 Yds.

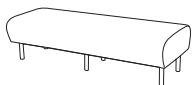
COM	GR1	GR2	GR3	GR4	GR5	GR6	GR7	GR8	GR9	GR10	LEA
\$1047	\$1120	\$1165	\$1212	\$1259	\$1310	\$1363	\$1417	\$1473	\$1532	\$1594	\$1885



605 Two Seat Bench

COM Yardage: Total: 2.5 Yds.

COM	GR1	GR2	GR3	GR4	GR5	GR6	GR7	GR8	GR9	GR10	LEA
\$1642	\$1757	\$1827	\$1900	\$1975	\$2054	\$2137	\$2224	\$2312	\$2404	\$2499	\$2956



611 Three-Seat Bench

COM Yardage: Total: 3.5 Yds.

COM	GR1	GR2	GR3	GR4	GR5	GR6	GR7	GR8	GR9	GR10	LEA
\$2339	\$2504	\$2602	\$2707	\$2814	\$2928	\$3045	\$3167	\$3294	\$3426	\$3563	\$4210

OPTIONS

Add upcharge to list price and code to model number

FR	CAL 133 (TB 133) Fire Retardant per yard	\$101	/yd
MB	MB -Moisture Barrier (up to 60" overall width)	\$141	ea.

SBH	Special Height	\$332	
-----	----------------	-------	--

ASPEN TABLES

Aspen tables offer a dynamic style for conferencing and meeting areas. The angled metal or wood legs convey a bold and stylish look with a solid foundation.



ASPEN CONFERENCE TABLE WITH
OPTIONAL CHROME LEGS AND
ALMOST RECTANGLE TOP

ORDERING INFORMATION

- | | |
|-----------------|---|
| 1) Series Name | 5) Powder Coat Color (metal legs and wood leg holder) |
| 2) Model Number | 6) Wood Stain Color (wood legs) |
| 3) Size | 7) Laminate Selection and No. |
| 4) Quantity | 8) Edge Style Code and Color |

ASPEN SPECIFICATIONS

- Aspen Legs**
- Table Height** Table height is 29" to 30" depending on table top specified.
 - Legs** The Aspen leg is made with 1.5" x 4", 14 gauge rectangular steel tubing or solid Beech wood.
 - Plate/Holder** 8" x 8" stamped metal plate welded to metal leg or wood leg holder.
 - Glides** Factory installed adjustable glides are standard.
 - Assembly** Aspen features completely welded one piece angled legs and leg holder. The top plate is completely welded to the leg or holder. Leg mounts to tabletop with 1/4-20 x 1" machine screws into metal inserts in top; NO WOOD SCREWS ARE USED.

Table Tops
Table top core is CARB Compliant 1.25" particle board. Laminate and phenolic backing are glued with water based adhesives.

FINISHES

Leg Finishes

Aspen metal legs are available in **standard powder coat colors**. Wood legs are available in all of our **standard wood stain colors**. Wood leg metal holders come standard in powder coat finish. Metal legs and wood leg metal holders are also available in optional polished chrome.

Laminate/Veneer Selection

ERG offers over 1000 standard laminate choices from Nevamar, Wilsonart, Formica and Pionite. Wood veneer is available in transparent stain colors - custom stain matching available.

Edge Selection

ERG offers a wide variety of table top edge materials including PVC, wood, aluminum and resin/urethane.

Special Edge Note: When ganging or butting tables together, ERG recommends using 3MM flat edge or flat wood edge. Square tables using PVC **T-MOLD** edge will have a 2" radius on all corners.


OPTIONS

- CODE: GD3 - Flat Ganging Device for Café & Training Tables
- CODE: STH - Special Table Height, for any table height other than 29" (Metal Legs Only)
- CODE: PCA - Polished Chrome Leg
- CODE: PCH - Polished Chrome Holder (Wood Leg)
- CODE: CRT - Racetrack Table Top
- CODE: COT - Oval Table Top
- CODE: CBT - Boat Table Top
- CODE: CAT - Almost Rectangle Table Top
- CODE: AMBU - Bullet Shape Table Top (Media Table)
- CODE: AMBH - Bar Height Table Top (Media Table)
- CODE: RAD - 3" Radius Corners for 3MM Edge
- CODE: CPL - Center Power Riser (Laminate - up to 96")
- CODE: CPV - Center Power Riser (Veneer - up to 96")
- CODE: PLA - Aspen Power Leg with Grommet (not available on wood leg)
- CODE: MD - Magnetic Door



ASPEN CONFERENCE TABLE
WITH WOOD LEGS

WOOD LEG HOLDER DETAIL



OPTIONAL CONFERENCE TABLE TOP SHAPES



OPTIONAL RACETRACK TOP
WITH WOOD LEGS



RACETRACK TOP
CODE: CRT



OPTIONAL BOAT TOP
WITH METAL LEGS



BOAT TOP
CODE: CBT



OPTIONAL OVAL TOP
WITH METAL LEGS



OVAL TOP
CODE: COT



OPTIONAL ALMOST
RECTANGLE TOP
WITH CHROME LEGS



ALMOST RECTANGLE TOP
CODE: CAT

MODEL / DESCRIPTION / LIST PRICING

ASPEN | CONFERENCE | METAL LEGS | RECTANGLE

RECTANGLE

Model Number	Table Top Size	Shpg. Wght.	Number Of Legs	LAMINATE TOP ASSORTED EDGES									VENEER TOP	
				GRP 1	GRP 2	GRP 3	GRP 4	GRP 5	GRP 6	GRP 7	GRP 8	GRP 9		
AS3672	36 X 72	115	4 Legs	\$1980	\$2010	\$2215	\$2390	\$2742	\$3035	\$3387	\$5036	\$5926		
AS3684	36 X 84	129	4 Legs	\$2062	\$2095	\$2331	\$2530	\$2931	\$3266	\$3667	\$5313	\$6174		
AS3696	36 X 96	142	4 Legs	\$2123	\$2159	\$2414	\$2633	\$3069	\$3433	\$3872	\$5514	\$6358		
AS4272	42 X 72	129	4 Legs	\$2443	\$2526	\$2861	\$3072	\$3701	\$4225	\$4855	\$5059	\$6553		
AS4284	42 X 84	144	4 Legs	\$2598	\$2694	\$3069	\$3306	\$4012	\$4601	\$5306	\$5321	\$6848		
AS4296	42 X 96	160	4 Legs	\$2727	\$2832	\$3250	\$3512	\$4294	\$4947	\$5730	\$5512	\$7045		
AS4872	48 X 72	142	4 Legs	\$2560	\$2651	\$3015	\$3243	\$3926	\$4494	\$5178	\$5262	\$6788		
AS4884	48 X 84	160	4 Legs	\$2711	\$2814	\$3227	\$3485	\$4258	\$4903	\$5676	\$5489	\$7020		
AS4896	48 X 96	178	4 Legs	\$2851	\$2965	\$3421	\$3707	\$4564	\$5278	\$6135	\$5697	\$7232		
AS48108*	48 X 108	196	6 Legs	\$3538	\$3663	\$4164	\$4478	\$5417	\$6200	\$7142	\$7276	\$9393		
AS48120*	48 X 120	214	6 Legs	\$3676	\$3813	\$4358	\$4700	\$5723	\$6576	\$7599	\$7484	\$9606		
AS48144*	48 X 144	250	6 Legs	\$3992	\$4153	\$4801	\$5203	\$6416	\$7426	\$8640	\$7957	\$10087		
AS48168*	48 X 168	286	8 Legs	\$4468	\$4668	\$5467	\$5967	\$7466	\$8715	\$10214	\$8672	\$10816		
AS48240*	48 X 240	394	8 Legs	\$5715	\$5958	\$6927	\$7534	\$9353	\$10868	\$12687	\$11256	\$14166		
AS6096	60 X 96	214	4 Legs	\$3808	\$3942	\$4477	\$4812	\$5815	\$6652	\$7657	\$7847	\$10139		
AS60108*	60 X 108	237	6 Legs	\$3864	\$4017	\$4623	\$5003	\$6139	\$7085	\$8222	\$7768	\$9893		
AS60120*	60 X 120	259	6 Legs	\$4024	\$4189	\$4845	\$5256	\$6488	\$7514	\$8747	\$8006	\$10137		
AS60144*	60 X 144	304	6 Legs	\$4429	\$4627	\$5413	\$5904	\$7380	\$8610	\$10086	\$8615	\$10757		

* Asterisk after model number indicates 2+ pieces tops (3 pieces for 240") with center seams for tables over 96".

OPTIONS

Add upcharge to list price and code to model number

PCA	Polished Chrome Legs	\$124	per leg	CBT	Boat table top	add 25%	
GD3	Flat Ganging Device for Café & Training Tables	\$107	per table	CAT	Almost Rectangle table top	add 25%	
STH	Special Table Height other than 29"	\$393	per table	CPL	Center Power Riser (Laminate - Up To 96")	\$1449	
RAD	3" Radius Corners for 3MM Edge	\$225	per table	CPV	Center Power Riser (Veneer - Up To 96")	\$1832	
CRT	Racetrack table top	add 20%		PLA	Aspen Power Leg with Grommet (Metal Leg Only)	\$136	per leg
COT	Oval table top	add 20%					

MODEL / DESCRIPTION / LIST PRICING

ASPEN | CONFERENCE | WOOD LEGS | RECTANGLE

	Model Number	Table Top Size	Shpg. Wght.	Number Of Legs	LAMINATE TOP ASSORTED EDGES							VENEER TOP	
					GRP 1	GRP 2	GRP 3	GRP 4	GRP 5	GRP 6	GRP 7	GRP 8	GRP 9
RECTANGLE	ASW3672	36 X 72	115	4 Legs	\$2629	\$2658	\$2863	\$3039	\$3391	\$3683	\$4036	\$5685	\$6575
	ASW3684	36 X 84	129	4 Legs	\$2711	\$2744	\$2979	\$3178	\$3580	\$3915	\$4315	\$5962	\$6823
	ASW3696	36 X 96	142	4 Legs	\$2771	\$2808	\$3063	\$3282	\$3718	\$4082	\$4520	\$6164	\$7007
	ASW4272	42 X 72	129	4 Legs	\$3091	\$3175	\$3510	\$3721	\$4350	\$4874	\$5504	\$5708	\$7203
	ASW4284	42 X 84	144	4 Legs	\$3246	\$3342	\$3718	\$3954	\$4661	\$5249	\$5955	\$5969	\$7497
	ASW4296	42 X 96	160	4 Legs	\$3376	\$3480	\$3899	\$4160	\$4943	\$5597	\$6378	\$6161	\$7693
	ASW4872	48 X 72	142	4 Legs	\$3208	\$3300	\$3664	\$3892	\$4575	\$5143	\$5827	\$5911	\$7437
	ASW4884	48 X 84	160	4 Legs	\$3359	\$3464	\$3876	\$4133	\$4906	\$5552	\$6326	\$6138	\$7668
	ASW4896	48 X 96	178	4 Legs	\$3499	\$3613	\$4069	\$4356	\$5213	\$5926	\$6783	\$6346	\$7880
	ASW48108*	48 X 108	196	6 Legs	\$4511	\$4635	\$5138	\$5451	\$6390	\$7173	\$8115	\$8249	\$10366
	ASW48120*	48 X 120	214	6 Legs	\$4649	\$4787	\$5331	\$5673	\$6696	\$7549	\$8572	\$8457	\$10578
	ASW48144*	48 X 144	250	6 Legs	\$4965	\$5126	\$5774	\$6177	\$7389	\$8399	\$9613	\$8931	\$11060
	ASW48168*	48 X 168	286	8 Legs	\$5441	\$5641	\$6440	\$6940	\$8439	\$9688	\$11187	\$9645	\$11789
	ASW48240*	48 X 240	394	8 Legs	\$7012	\$7255	\$8225	\$8831	\$10651	\$12165	\$13985	\$12554	\$15463
	ASW6096	60 X 96	214	4 Legs	\$4457	\$4590	\$5126	\$5462	\$6464	\$7301	\$8305	\$8496	\$10788
	ASW60108*	60 X 108	237	6 Legs	\$4837	\$4990	\$5597	\$5975	\$7112	\$8058	\$9194	\$8740	\$10866
	ASW60120*	60 X 120	259	6 Legs	\$4997	\$5162	\$5818	\$6229	\$7461	\$8487	\$9720	\$8979	\$11110
ASW60144*	60 X 144	304	6 Legs	\$5402	\$5600	\$6386	\$6877	\$8353	\$9583	\$11059	\$9588	\$11730	

* Asterisk after model number indicates 2+ pieces tops (3 pieces for 240") with center seams for tables over 96".

OPTIONS

Add upcharge to list price and code to model number

PCH	Polished Chrome Holder (For Wood Leg)	\$39	per leg	CBT	Boat table top	add 25%	
GD3	Flat Ganging Device for Café & Training Tables	\$107	per table	CAT	Almost Rectangle table top	add 25%	
RAD	3" Radius Corners for 3MM Edge	\$225	per table	CPL	Center Power Riser (Laminate - Up To 96")	\$1449	
CRT	Racetrack table top	add 20%		CPV	Center Power Riser (Veneer - Up To 96")	\$1832	
COT	Oval table top	add 20%					

MODEL / DESCRIPTION / LIST PRICING

ASPEN | BAR HEIGHT | METAL LEGS

RECTANGLE

Model Number	Table Top Size	Shpg. Wght.	Number Of Legs	LAMINATE TOP ASSORTED EDGES							VENEER TOP	
				GRP 1	GRP 2	GRP 3	GRP 4	GRP 5	GRP 6	GRP 7	GRP 8	GRP 9
ASH3672	36 X 72	115	4 Legs	\$2485	\$2515	\$2719	\$2895	\$3246	\$3540	\$3891	\$6146	\$7431
ASH3684	36 X 84	129	4 Legs	\$2583	\$2617	\$2852	\$3052	\$3453	\$3788	\$4188	\$6459	\$7730
ASH3696	36 X 96	142	4 Legs	\$2645	\$2681	\$2934	\$3155	\$3591	\$3955	\$4393	\$6663	\$7911

Bar Height = 42" table height

Bar Height Note: Wood legs not available in bar height.

Aspen Bar Height Table Shown:

QTY.

- 01 - ASH3684; 36" x 84" Table / Metal Legs Group 3 Edge (3-A)
- 01 - CPL; Center Power Riser in Laminate
- 04 - COV-2-S-108; Cove Power Outlets (Silver)
- 01 - PLA; Aspen Power Leg with Grommet



ASPEN BAR HEIGHT (42") TABLE WITH OPTIONAL CENTER POWER RISER, OPTIONAL COVE POWER OUTLETS (4) AND OPTIONAL POWER LEG GROMMET



OPTIONAL POWER LEG GROMMET DETAIL

OPTIONS

Add upcharge to list price and code to model number

PCA	Polished Chrome Legs	\$124	per leg	CBT	Boat table top	add 25%	
GD3	Flat Ganging Device for Café & Training Tables	\$107	per table	CAT	Almost Rectangle table top	add 25%	
STH	Special Table Height, other than 29"	\$393	per table	CPL	Center Power Riser (Laminate - Up To 96")	\$1,449	
RAD	3" Radius Corners for 3MM Edge	\$225	per table	CPV	Center Power Riser (Veneer - Up To 96")	\$1,832	
CRT	Racetrack table top	add 20%		PLA	Aspen Power Leg with Grommet (Metal Leg Only)	\$136	per leg
COT	Oval table top	add 20%					



BAR HEIGHT MEDIA TABLE
WITH METAL LEGS



MEDIA TABLE WITH METAL
LEGS AND OPTIONAL
POWER/DATA AND
ALMOST RECTANGLE TOP

WALL MOUNTED MONITOR
NOT INCLUDED

ASPEN | MEDIA WALL TABLE | METAL LEGS

Model Number	Table Top Size	Wall Panel Size	LIST PRICE (Includes Laminate GR 2 Edge and 2 Metal Legs)
ASM3660	36" w x 60" d x 29" h	42" w x 3.75" d x 60" h	\$6493
ASM3672	36" w x 72" d x 29" h	42" w x 3.75" d x 60" h	\$6848
ASM3684	36" w x 84" d x 29" h	42" w x 3.75" d x 60" h	\$7205
ASM4260	42" w x 60" d x 29" h	48" w x 3.75" d x 60" h	\$7304
ASM4272	42" w x 72" d x 29" h	48" w x 3.75" d x 60" h	\$7728
ASM4284	42" w x 84" d x 29" h	48" w x 3.75" d x 60" h	\$8158
ASM5460	54" w x 60" d x 29" h	60" w x 3.75" d x 60" h	\$7946
ASM5472	54" w x 72" d x 29" h	60" w x 3.75" d x 60" h	\$8239
ASM5484	54" w x 84" d x 29" h	60" w x 3.75" d x 60" h	\$9026

Note: For bar height media tables, the overall height of the panel is 72", width stays the same.
Table comes standard with grommet and access door.

ASPEN | MEDIA WALL TABLE | WOOD LEGS

Model Number	Table Top Size	Wall Panel Size	LIST PRICE (Includes Laminate GR 2 Edge and 2 Wood Legs)
ASM3660W	36" w x 60" d x 29" h	42" w x 3.75" d x 60" h	\$6818
ASM3672W	36" w x 72" d x 29" h	42" w x 3.75" d x 60" h	\$7172
ASM3684W	36" w x 84" d x 29" h	42" w x 3.75" d x 60" h	\$7529
ASM4260W	42" w x 60" d x 29" h	48" w x 3.75" d x 60" h	\$7628
ASM4272W	42" w x 72" d x 29" h	48" w x 3.75" d x 60" h	\$8052
ASM4284W	42" w x 84" d x 29" h	48" w x 3.75" d x 60" h	\$8482
ASM5460W	54" w x 60" d x 29" h	60" w x 3.75" d x 60" h	\$8271
ASM5472W	54" w x 72" d x 29" h	60" w x 3.75" d x 60" h	\$8564
ASM5484W	54" w x 84" d x 29" h	60" w x 3.75" d x 60" h	\$9350

Note: For power/data/media configurations, please call customer service for a detailed quote.

Bar Height Note: Wood legs not available in bar height.

OPTIONS

Add upcharge to list price and code to model number

PCA	Polished Chrome Legs	\$124	per leg	CPV	Center Power Riser (Veneer - Up To 96")	\$1832	
PCH	Polished Chrome Holder (For Wood Leg)	\$39	per leg	AMBU	Bullet Shape Table Top (Media Table)	add 5%	
GD3	Flat Ganging Device for Café & Training Tables	\$107	per table	AMAR	Almost Rectangle Table Top (Media Table)	add 10%	
STH	Special Table Height other than 29"	\$393	per table	AMBO	Boat Shape Table Top (Media Table)	add 10%	
RAD	3" Radius Corners for 3MM Edge	\$225	per table	AMBH	Panel Height 72"	\$337	
CPL	Center Power Riser (Laminate - Up To 96")	\$1449		MD	Magnetic Door	\$349	

BARRI

Barri is an outstanding floor mount collection of tables and chairs. This style base is a sturdy and reliable foundation, offered in café or bar height, and in any of our large selections of powder coats. The tables and wood shell chairs are offered in any laminate or wood stain, giving a unique opportunity for endless looks and combinations for your space.



BAR HEIGHT STOOL WITH BENTON SHELLS
AND BAR HEIGHT BASE WITH 30" ROUND TABLE

ORDERING INFORMATION

To Order Please Specify:

- | | |
|-----------------|----------------------------------|
| 1) Series Name | 6) Laminate Selection and Number |
| 2) Model Number | 7) Edge Style and Color |
| 3) Size | 8) Upholstery |
| 4) Quantity | 9) Wood Seat Stain Color |
| 5) Frame Color | |

BARRI GENERAL SPECIFICATIONS

Frame Construction

The Barri features a 3" round steel tube frame, **floor mounted** with 8" steel base cover. Frame is sand blasted and then powder coated for maximum paint adhesion. 24" and 30" bar height seats have a welded fixed footrest. **Seats feature swivel with automatic return.**

Table Tops

Standard 30" or 36" laminate table tops are 1.25" thick high density particle board. Your choice of over 1000 standard laminates from brands like Nevamar, Wilsonart, Formica and Pionite.

Top Plate

- 10" x 10" square • 12" X 12" square
- 14" X 14" square

Floor Mount

Floor mounted base features 6" diameter cast iron base with 8" steel cover.

Foot Rest

Fixed, welded to column on counter and bar heights.

Note

All tables are completely assembled to be sure of fit prior to being knocked down for shipping.

COLORS / FINISHES

Metal Base:

Standard powder coat colors available.

Choice of Seats:

- Poly Shell**
- Wood Shell**

OPTIONS

- CODE: FR - CA133 (TB 133) Fire Retardant
- CODE: MBC - Moisture Barrier Chair
- CODE: 2FO/C - Two Fabric Option
- CODE: STH - Special Table Height, Other Than 29"
- CODE: RP - Painted Footing for Bar Height
- CODE: GD - Ganging Per Table
- CODE: ULW - Ultra Lightweight Top
- CODE: RAD - 3" Radius Corners for 3MM Edge
- CODE: ENG - Laser Engraving
- CODE: TT - Two Tone Wood Stains (Benton / Demi)
- CODE: RB - Reverse Bubble Cutout (Benton / Demi)
- CODE: UB - Upright Bubble Cutout (Benton / Demi)
- CODE: VB - Vertical Bubble Cutout (Benton / Demi)



BARRI TABLE 24X30



BAR HEIGHT BARRI FLOOR MOUNTED TABLE

MODEL / DESCRIPTION / LIST PRICING

BARRI | FLOOR MOUNT | ROUND | 29" HEIGHT



ROUND

Model Number	Table Top Size	Shpg. Wght.	Base Spread	LAMINATE TOP ASSORTED EDGES							VENEER TOP	
				GRP 1	GRP 2	GRP 3	GRP 4	GRP 5	GRP 6	GRP 7	GRP 8	GRP 9
BAR24D	24" Dia.	38	FM-1	\$489	\$499	\$583	\$653	\$796	\$914	\$1055	\$1348	\$1467
BAR30D	30" Dia.	55	FM-1	\$536	\$553	\$663	\$756	\$942	\$1098	\$1285	\$1542	\$1612
BAR36D	36" Dia.	88	FM-1	\$652	\$671	\$803	\$917	\$1142	\$1333	\$1559	\$1874	\$1961
BAR42D	42" Dia.	96	FM-1	\$811	\$837	\$1007	\$1158	\$1449	\$1697	\$1994	\$2355	\$2441

BARRI | FLOOR MOUNT | SQUARE | 29" HEIGHT



SQUARE

Model Number	Table Top Size	Shpg. Wght.	Base Spread	LAMINATE TOP ASSORTED EDGES							VENEER TOP	
				GRP 1	GRP 2	GRP 3	GRP 4	GRP 5	GRP 6	GRP 7	GRP 8	GRP 9
BAR24S	24" Sq.	48	FM-1	\$487	\$497	\$583	\$658	\$803	\$926	\$1073	\$1352	\$1460
BAR2430S	24x30 Sq.	53	FM-1	\$528	\$541	\$641	\$727	\$898	\$1042	\$1212	\$1491	\$1583
BAR30S	30" Sq.	69	FM-1	\$526	\$541	\$649	\$743	\$931	\$1088	\$1274	\$1517	\$1578
BAR36S	36" Sq.	111	FM-1	\$665	\$684	\$820	\$935	\$1171	\$1363	\$1598	\$1911	\$1997

BARRI | FLOOR MOUNT | RECTANGLE | 29" HEIGHT



RECTANGLE

Model Number	Table Top Size	Shpg. Wght.	Base Spread	LAMINATE TOP ASSORTED EDGES							VENEER TOP	
				GRP 1	GRP 2	GRP 3	GRP 4	GRP 5	GRP 6	GRP 7	GRP 8	GRP 9
BAR2448	24x48 Sq.	70	FM-2	\$851	\$871	\$1008	\$1128	\$1362	\$1559	\$1797	\$2331	\$2556
BAR2460	24x60 Sq.	79	FM-2	\$896	\$917	\$1070	\$1201	\$1464	\$1681	\$1943	\$2475	\$2688
BAR2472	24x72 Sq.	95	FM-2	\$935	\$958	\$1127	\$1269	\$1556	\$1795	\$2079	\$2611	\$2807
BAR2748	27x48 Sq.	95	FM-2	\$693	\$729	\$876	\$969	\$1243	\$1472	\$1749	\$2443	\$2725
BAR2760	27x60 Sq.	95	FM-2	\$749	\$793	\$957	\$1061	\$1372	\$1629	\$1942	\$2678	\$2964
BAR3048	30x48 Sq.	79	FM-2	\$893	\$914	\$1065	\$1197	\$1455	\$1672	\$1932	\$2465	\$2677
BAR3060	30x60 Sq.	90	FM-2	\$954	\$977	\$1151	\$1300	\$1595	\$1843	\$2139	\$2670	\$2862
BAR3072	30x72 Sq.	102	FM-2	\$1005	\$1031	\$1224	\$1388	\$1715	\$1986	\$2316	\$2845	\$3019

OPTIONS

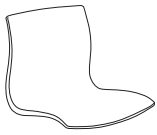
Add upcharge to list price and code to model number

STH	Special Table Height, other than 29"	\$ 169	per base	ULW	Ultra Lightweight Top	\$213	
GD	Ganging per table	\$ 107		RAD	3" Radius Corners for 3MM Edge	\$225	per table



BAR HEIGHT STOOL WITH WEBBY SHELL
WITH SEAT AND BACK INSERT

MODEL / DESCRIPTION / LIST PRICING



WBY Webby - Poly Shell

100% Nylon Plastic Shell
\$353

WBY/SI Webby / Upholstered Seat Insert

COM Yardage: 0.75 yard / seat

COM	GR1	GR2	GR3	GR4	GR5	GR6	GR7	GR8	GR9	GR10	LEA
\$465	\$498	\$517	\$538	\$561	\$583	\$607	\$631	\$657	\$683	\$710	\$840

WBY/S Webby / Upholstered Seat and Back Inserts

COM Yardage (Two Color): Seat: 0.75 Yard / Back: 0.5 Yard

COM	GR1	GR2	GR3	GR4	GR5	GR6	GR7	GR8	GR9	GR10	LEA
\$579	\$620	\$644	\$670	\$696	\$725	\$754	\$784	\$816	\$848	\$882	\$1043

OPTIONS

Add upcharge to list price and code to model number

FR	CAL 133 (TB 133) Fire Retardant per yard	\$101	/yd	2FO/C	Two Fabric Option	\$55	
MBC	Moisture Barrier Chair	\$72	ea.				



BENTON DEMI BACK



PENTO DEMI BACK

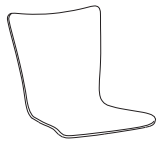


BENTON FULL BACK



DEKKO DEMI BACK

MODEL / DESCRIPTION / LIST PRICING



BEN Benton Full Back - Wood Shell

COM Yardage (One Color): 0.75 Yard

Multi-Ply Hardwood Shell
\$404

BEN/SI Benton / Upholstered Seat Insert

COM Yardage: 0.5 yard / seat

COM	GR1	GR2	GR3	GR4	GR5	GR6	GR7	GR8	GR9	GR10	LEA
\$457	\$489	\$509	\$529	\$549	\$571	\$595	\$617	\$643	\$669	\$694	\$822



DEMI Benton Demi Back - Wood Shell

Multi-Ply Hardwood Shell
\$439

DEMI/SI Benton Demi Back / Upholstered Seat Insert

COM Yardage: 0.5 yard / seat

COM	GR1	GR2	GR3	GR4	GR5	GR6	GR7	GR8	GR9	GR10	LEA
\$525	\$562	\$585	\$608	\$633	\$658	\$685	\$711	\$739	\$770	\$799	\$944



DEKD Dekko Demi Back - Wood Shell

Multi-Ply Hardwood Seat and Back
\$475

DEKD/SI Dekko Demi Back / Upholstered Seat Insert

COM Yardage: 0.75 yard / seat

COM	GR1	GR2	GR3	GR4	GR5	GR6	GR7	GR8	GR9	GR10	LEA
\$596	\$637	\$663	\$689	\$717	\$746	\$775	\$806	\$840	\$871	\$906	\$1072



PEND Pento Demi Back - Wood Shell

Multi-Ply Hardwood Seat and Back
\$538

PEND/S Pento Demi Back / Upholstered Seat Insert

COM Yardage: 0.75 yard / seat

COM	GR1	GR2	GR3	GR4	GR5	GR6	GR7	GR8	GR9	GR10	LEA
\$651	\$697	\$725	\$755	\$784	\$817	\$848	\$883	\$918	\$955	\$993	\$1174

OPTIONS

Add upcharge to list price and code to model number

FR	CAL 133 (TB 133) Fire Retardant per yard	\$101	/yd	TT	Two Tone Wood Stains - Benton / Demi	\$85	/ seat
MBC	Moisture Barrier Chair	\$72	ea.	RB	Reverse Bubble Cutout - Benton / Demi	\$54	/ seat
2FO/C	Two Fabric Option	\$55		UB	Upright Bubble Cutout - Benton / Demi	\$54	/ seat
ENG	Laser Engraving	\$48	/ seat	VB	Vertical Bubble Cutout - Benton / Demi	\$54	/ seat

DIMENSIONS	Chair Base
Height:	18", 24", 30"
Qty./Wt.:	1 ea./40 lbs.



COLUMN BASE WITH
NO FOOT RIGN



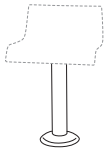
COLUMN BASE WITH
FOOT RIGN



MODEL / DESCRIPTION / LIST PRICING / FOR COLUMN BASE ONLY

ALL FLOOR MOUNT

Chair Column Base



BAR/18	18" Chair Height Seat base
	18" base
	\$440
BAR/24	24" Counter Height Seat base w/ footrest
	24" base
	\$737
BAR/30	30" Bar Height Seat base w/ footrest
	30" base
	\$773

OPTIONS

Add upcharge to list price and code to model number

RP	Painted Footring for Bar Height	\$124	
----	---------------------------------	-------	--



BENTON TABLE OF CONTENTS

Benton Chair	2
Benton Jr.....	5

HIGH PRESSURE
LAMINATES
LPS
available on Benton

BENTON SERIES

Benton chairs feature a one piece wood shell. Steel frames are available in polished chrome in café & stool heights. Benton Shells are available in LPS, laminate covered shell (minimum order required).



SOLID BACK CHAIR



DEMI BACK BAR
STOOL



BAR STOOL, UPHOLSTERED SEAT
INSERT

ORDERING INFORMATION

To Order Please Specify:

- 1) Series Name
- 2) Model Number
- 3) Quantity
- 4) Wood Stain Finish Color
- 5) Optional Frame Color
- 6) Fabric Grade & Number
- 7) Back Cutout Design Option
- 8) Optional Items
- 9) **LPS** (Laminate Plywood Seating)

COLORS / FINISHES

Wood Stain Finish Colors:

Standard wood stain colors.

Frame Finish Colors:

4 Leg: Standard polished chrome frame finish.
Optional powder coat colors available with upcharge.

BENTON GENERAL SPECIFICATIONS

Shell

- Single 0.5" thick multi-ply Beech wood contoured shell
- Backs are offered with solid back or three cutout designs.

Upholstery

- Seat insert can be upholstered with choice of fabric, vinyl, crypton, leather or approved COM.

Frame


- Fully welded .625" diameter, 13 gauge steel tubing.

Glides

- Factory installed self leveling steel glides.

Stacking

- Chair and stool design stacks 4 high on the floor.
- Chairs stack 6 high on dolly.



STANDARD SOLID BACK


CHAIRS	WEIGHT LIMIT
Metal Legs	350 lbs.

OPTIONS


- CODE: FR - CAL 133 (TB 133) Fire Retardant
- CODE: MBC - Moisture Barrier Chair
- CODE: SF - Powder Coat Frame Color
- CODE: CH - Counter Height (24" seat height)
- CODE: SH - Specialty Height (any custom height)
- CODE: BB - Bubble Hand Grip Cutout
 - UB - Upright Bubble Cutout Design
 - RB - Reverse Bubble Cutout Design
 - VB - Vertical Bubble Cutout Design
- CODE: ENG - Laser Engraving Back Design
- CODE: TT - Two Tone Stains
- CODE: LPS - Laminate Plywood Seating
NOTE: Laminate seats (LPS) requires minimum 15 chair order



BUBBLE HAND GRIP CUTOUT



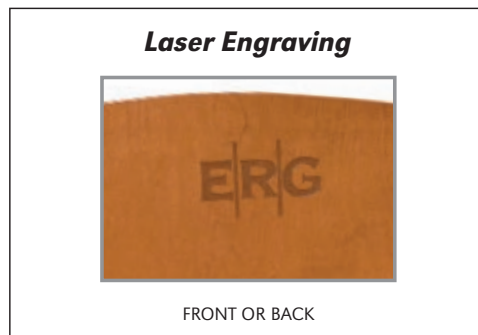
UPRIGHT BUBBLE CUTOUT



REVERSE BUBBLE CUTOUT



VERTICAL BUBBLE CUTOUT



DIMENSIONS	Café Chair
Seat Width:	16.25"
Seat Depth:	15"
Seat Height:	17.5"
Back Height:	32"
Overall Width:	20.5"
Overall Depth:	21"
Qty./Wt. per carton:	4 ea./48 lbs.



BENTON CHAIR
WITH LPS OPTION

MODEL / DESCRIPTION / LIST PRICING



1350 4-Leg Café Chair



Wood Shell Chair
\$497

1350/SI 4-Leg Café Chair with Upholstered Seat Insert

COM Yardage: 0.75 Yard

COM	GR1	GR2	GR3	GR4	GR5	GR6	GR7	GR8	GR9	GR10	LEA
\$606	\$651	\$674	\$702	\$729	\$760	\$790	\$822	\$853	\$887	\$922	\$1093

OPTIONS

Add upcharge to list price and code to model number

FR	CAL 133 (TB 133) Fire Retardant - Per Yard	\$101	/yd.
MBC	Moisture Barrier Chair	\$72	ea.
BB	Bubble Hand Grip Cutout	\$85	
UB	Upright Bubble Cutout Design	\$85	
RB	Reverse Bubble Cutout Design	\$85	
VB	Vertical Bubble Cutout Design	\$85	

ENG	Laser Engraving Design*	\$95	
TT	Two Tone Stains	\$85	
LPS	Laminate Plywood Seating**	Call	
SF	Powder Coat Frame Color - Chair	\$42	
SF	Powder Coat Frame Color - Bar Stool	\$65	

*One time setup fee of \$276. Minimum 12 chairs (of same design and series)

**Laminate seats (LPS) requires minimum 15 chair order

DIMENSIONS	Demi Back Stool	Tall Back Stool
Seat Width:	16.25"	16.25"
Seat Depth:	15"	15"
Seat Height:	30"	30"
Back Height:	36"	45"
Overall Width:	20"	20"
Overall Depth:	20"	20"
Qty./Wt. per carton:	3 ea./46 lbs.	3 ea./50 lbs.



DEMI BACK STOOL WITH COUNTER
HEIGHT AND CUTOUT OPTION

MODEL / DESCRIPTION / LIST PRICING



1354 Demi Back Bar Stool

Wood Shell Stool
\$711

1354/SI Demi Back Stool with Upholstered Seat Insert

COM Yardage: .75 Yard

COM	GR1	GR2	GR3	GR4	GR5	GR6	GR7	GR8	GR9	GR10	LEA
\$814	\$871	\$905	\$941	\$979	\$1018	\$1058	\$1101	\$1145	\$1190	\$1238	\$1463



1352 Tall Back Bar Stool



Wood Shell Stool
\$630

1352/SI Tall Back Bar Stool with Upholstered Seat Insert

COM Yardage: .75 Yard

COM	GR1	GR2	GR3	GR4	GR5	GR6	GR7	GR8	GR9	GR10	LEA
\$738	\$790	\$822	\$853	\$887	\$922	\$959	\$999	\$1039	\$1079	\$1125	\$1328

OPTIONS

Add upcharge to list price and code to model number

FR	CAL 133 (TB 133) Fire Retardant - Per Yard	\$101	/yd
MBC	Moisture Barrier Chair	\$72	ea.
BB	Bubble Hand Grip Cutout	\$85	
UB	Upright Bubble Cutout Design	\$85	
RB	Reverse Bubble Cutout Design	\$85	
VB	Vertical Bubble Cutout Design	\$85	

ENG	Laser Engraving Design*	\$95	
TT	Two Tone Stains	\$85	
LPS	Laminate Plywood Seating**	Call	
SF	Powder Coat Frame Color - Bar Stool	\$65	
CH	Counter Height (24" seat height)	\$32	
SH	Specialty Height (any custom height)	\$32	

*One time setup fee of \$276. Minimum 12 chairs (of same design and series)

**Laminate seats (LPS) requires minimum 15 chair order

BENTON JR CHAIR

ERG's Children's furniture series includes Benton Junior, a one piece wood shell chair, available in many colorful wood stain colors or LPS (laminated).



BENTON JUNIOR CHAIRS

ORDERING INFORMATION

To Order Please Specify:

- 1) Series Name
- 2) Model Number
- 3) Quantity
- 4) Wood Stain Finish Color
- 5) Frame Color
- 6) **LPS** (Laminate Plywood Seating)

BENTON JR. GENERAL SPECIFICATIONS

Shell

Benton Jr. chairs have a single piece contoured wood shell made of 1/2" thick, multiply Beech wood veneer. Backs are standard with hand grip design. Shells are available in all standard wood stain colors. For LPS, please call customer service for a quotation.

Frame

Benton Jr. chair frames are made of 5/8" diameter, 14 gauge steel tubing with hand brazed welds.

Glides

All frames come with factory installed self leveling steel glides.

Stacking

Benton Jr. chair design stacks 4 to 6 high on the floor.

COLORS / FINISHES

Wood Stain Finish Colors:

Transparent wood stain choices.

Frame Finish Colors:

- Standard powder coat colors.

OPTIONS

- **CODE: LPS - Laminate Plywood Seating** (please call for quote - minimum 15)

DIMENSIONS	Benton Junior Wood Chair
Seat Width:	12.5"
Seat Depth:	15.5"
Seat Height:	13.5"
Back Height:	24"
Overall Width:	14"
Overall Depth:	15"
Qty./Wt. per carton:	3 ea./22 lbs.

**POLISHED CHROME FRAME
NOT AVAILABLE**



BENTON JUNIOR WOOD CHAIR WITH LPS

**HIGH PRESSURE
LAMINATES
LPS**
available on Benton

MODEL / DESCRIPTION / LIST PRICING



1351 Benton Junior - Children's Wood Chair

Beech wood shell

\$615



BENTON JUNIOR WOOD CHAIR AND POST JR.
TABLE

OPTIONS

Add upcharge to list price and code to model number

LPS	Laminate Plywood Seating - Minimum 15	Call for Quote
-----	---------------------------------------	----------------



ROUND



RACETRACK TOP



ALMOST SQUARE TOP WITH OPTIONAL
PANEL BASE LEGS

ORDERING INFORMATION

- | | |
|-----------------------------|------------------------------|
| 1) Series Name | 6) Edge Style Code and Color |
| 2) Model Number | 7) Wood Species |
| 3) Size | 8) Wood Stain Color |
| 4) Quantity | 9) Options |
| 5) Laminate Selection & No. | |

BETA CONFERENCE SPECIFICATIONS

Please Note

For BETA SERIES tables, round cylinder and panel bases will be finished in laminate only. Table tops may be finished in choice of laminate or wood veneer.

Cylinder Base

The BETA base is constructed of high grade particle board and premium frame alder. The diameter is either 18", 20" or 24" diameter cylinder, depending on top size. Base cylinders are completely enclosed and laminated on side. Beta base is shipped K-D.

NO WOOD SCREWS ARE USED

- For tables over 72" in length, two heavy duty steel Anti-Sag Bars are provided.
- All tables are completely assembled to be sure of fit prior to being knocked down for shipping.
- All tables are bubble packed, cartoned and wood crated to assure safe delivery.

FINISHES

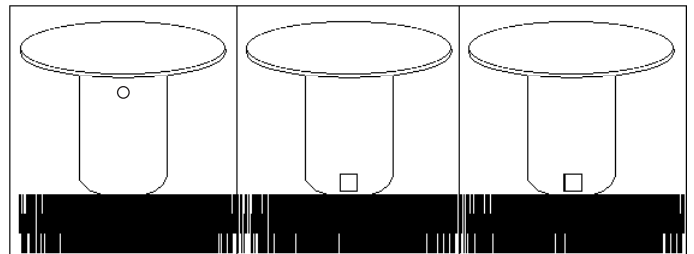
Table Bases/Tops - Laminate/Veneer Selections

ERG offers over 1000 standard laminate choices from Nevamar, Wilsonart, Formica and Pionite. Wood veneer is available in transparent stain colors - custom stain matching available.

OPTIONS

BETA WIRE MANAGEMENT Choose from the following options:

- CODE: P2L - Two Laminate Colors
- CODE: PBL - Panel Base Legs
- CODE: MH - Mouse Hole Slot
- CODE: MD - Magnetic Door
- CODE: CBT - Boat table top
- CODE: CAT - Almost Rectangle Table Top
- TABLE ACCESSORIES - Grommets, Wire Management, Power & Communication Options - See accessories online under the 'Products' tab
- CODE: RAD - 3" Radius Corners for 3MM Edge





BETA BOAT TOP
WITH CYLINDER BASES

MODEL / DESCRIPTION / LIST PRICING

BETA | ROUND



ROUND

Model Number	Table Top Size	Shpg. Wght	Base Spread	LAMINATE TOP ASSORTED EDGES									VENEER TOP	
				GRP 1	GRP 2	GRP 3	GRP 4	GRP 5	GRP 6	GRP 7	GRP 8	GRP 9		
BE36D	36" Dia.	89	18D	\$1471	\$1505	\$1629	\$1711	\$1946	\$2143	\$2383	\$4293	\$5456		
BE42D	42" Dia.	93	18D	\$1562	\$1602	\$1757	\$1852	\$2143	\$2387	\$2679	\$4657	\$5828		
BE48D	48" Dia.	118	24D	\$1663	\$1709	\$1896	\$2012	\$2364	\$2655	\$3008	\$5060	\$6240		
BE54D	54" Dia.	149	24D	\$2175	\$2251	\$2566	\$2761	\$3346	\$3838	\$4424	\$6950	\$8284		
BE60D	60" Dia.	171	24D	\$2347	\$2440	\$2808	\$3039	\$3732	\$4309	\$4999	\$7655	\$9002		

BETA | RECTANGLE



RECTANGLE

Model Number	Table Top Size	Shpg. Wght	Cyl. Base Spread	Panel Base Spread	LAMINATE TOP ASSORTED EDGES									VENEER TOP	
					GRP 1	GRP 2	GRP 3	GRP 4	GRP 5	GRP 6	GRP 7	GRP 8	GRP 9		
BE4272	42 X 72	129	2-18D	2-6"x18"	\$2953	\$3043	\$3403	\$3627	\$4301	\$4864	\$5537	\$9126	\$11136		
BE4284	42 X 84	144	2-18D	2-6"x18"	\$3090	\$3193	\$3598	\$3848	\$4606	\$5237	\$5993	\$9684	\$11706		
BE4296	42 X 96	160	2-18D	2-6"x18"	\$3230	\$3341	\$3787	\$4068	\$4910	\$5608	\$6449	\$10242	\$12275		
BE4872	48 X 72	142	2-18D	2-6"x24"	\$3050	\$3146	\$3538	\$3781	\$4515	\$5122	\$5855	\$9515	\$11534		
BE4884	48 X 84	160	2-24D	2-6"x24"	\$3331	\$3441	\$3882	\$4158	\$4987	\$5679	\$6508	\$10465	\$12622		
BE4896	48 X 96	178	2-24D	2-6"x24"	\$3477	\$3601	\$4089	\$4397	\$5315	\$6081	\$6998	\$11066	\$13236		
BE48108*	48 X 108	196	2-24D	3-6"x24"	\$3980	\$4114	\$4651	\$4986	\$5994	\$6834	\$7843	\$12553	\$15104		
BE48120*	48 X 120	214	2-24D	3-6"x24"	\$4130	\$4274	\$4859	\$5225	\$6322	\$7238	\$8333	\$13156	\$15718		
BE48144*	48 X 144	250	3-24D	3-6"x24"	\$4659	\$4828	\$5510	\$5935	\$7209	\$8271	\$9545	\$14940	\$17775		
BE48168*	48 X 168	286	3-24D	3-6"x24"	\$5154	\$5364	\$6203	\$6725	\$8298	\$9607	\$11177	\$16944	\$19819		
BE48192*	48 X 192	394	3-24D	3-6"x24"	\$8499	\$8750	\$9755	\$10383	\$12267	\$13837	\$15720	\$26114	\$31997		
BE6096	60 X 96	214	2-24D	2-6"x30"	\$3742	\$3883	\$4456	\$4815	\$5891	\$6789	\$7864	\$12131	\$14320		
BE60108*	60 X 108	237	2-24D	3-6"x30"	\$4331	\$4493	\$5143	\$5548	\$6767	\$7784	\$8999	\$13974	\$16553		
BE60120*	60 X 120	259	2-24D	3-6"x30"	\$4502	\$4677	\$5382	\$5819	\$7142	\$8243	\$9563	\$14664	\$17257		
BE60144*	60 X 144	304	3-24D	3-6"x30"	\$5229	\$5440	\$6283	\$6811	\$8391	\$9711	\$11291	\$17159	\$20098		

* Asterisk after model number indicates 2 piece tops with center seam for tables over 96" and longer

OPTIONS

Add upcharge to list price and code to model number

P2L	Two Laminate Colors	\$281		CBT	Boat table top - add to rectangle top price	add 25%	
MH	Mouse Hole Slot	\$152		STH	Special Table Height - any height other than 29"	\$393	
PBL	Panel Base Legs per base	\$101		RAD	3" Radius Corners for 3MM Edge	\$225	per table
MD	Magnetic Door	\$349		CAT	Almost Rectangle table top	add 25%	



BETA RACETRACK TOP
WITH CYLINDER BASES

MODEL / DESCRIPTION / LIST PRICING

BETA | RACETRACK



RACETRACK

Model Number	Table Top Size	Shpg. Wght	Cyl. Base Spread	Panel Base Spread	LAMINATE TOP ASSORTED EDGES								VENEER TOP	
					GRP 1	GRP 2	GRP 3	GRP 4	GRP 5	GRP 6	GRP 7	GRP 8	GRP 9	
BE4272RT	42 X 72	207	2-18D	2-6"x18"	\$3220	\$3333	\$3778	\$4055	\$4890	\$5585	\$6419	\$10209	\$12242	
BE4284RT	42 X 84	234	2-18D	2-6"x18"	\$3358	\$3480	\$3970	\$4275	\$5193	\$5959	\$6876	\$10766	\$12811	
BE4296RT	42 X 96	262	2-18D	2-6"x18"	\$3497	\$3631	\$4164	\$4497	\$5497	\$6329	\$7330	\$11326	\$13380	
BE4872RT	48 X 72	220	2-18D	2-6"x24"	\$3317	\$3437	\$3912	\$4209	\$5102	\$5845	\$6738	\$10598	\$12639	
BE4884RT	48 X 84	250	2-24D	2-6"x24"	\$3598	\$3730	\$4257	\$4586	\$5578	\$6402	\$7390	\$11549	\$13727	
BE4896RT	48 X 96	280	2-24D	2-6"x24"	\$3824	\$3977	\$4577	\$4953	\$6079	\$7018	\$8146	\$12474	\$14671	
BE48108RT*	48 X 108	310	2-24D	3-6"x24"	\$4300	\$4458	\$5101	\$5500	\$6700	\$7701	\$8901	\$13851	\$16429	
BE48120RT*	48 X 120	340	2-24D	3-6"x24"	\$4449	\$4623	\$5311	\$5739	\$7028	\$8103	\$9392	\$14453	\$17044	
BE48144RT*	48 X 144	400	3-24D	3-6"x24"	\$4981	\$5176	\$5959	\$6448	\$7916	\$9135	\$10602	\$16241	\$19100	
BE48168RT*	48 X 168	460	3-24D	3-6"x24"	\$5154	\$5364	\$6203	\$6725	\$8298	\$9607	\$11177	\$16944	\$19819	
BE48192RT**	48 X 192	520	3-24D	3-6"x24"	\$8499	\$8750	\$9755	\$10383	\$12267	\$13837	\$15720	\$26114	\$31997	
BE6096RT	60 X 96	316	2-24D	2-6"x30"	\$4063	\$4232	\$4907	\$5328	\$6597	\$7655	\$8924	\$13429	\$15646	
BE60108RT*	60 X 108	351	2-24D	3-6"x30"	\$4651	\$4839	\$5593	\$6061	\$7475	\$8649	\$10059	\$15274	\$17878	
BE60120RT*	60 X 120	385	2-24D	3-6"x30"	\$4770	\$4966	\$5756	\$6249	\$7730	\$8964	\$10445	\$15745	\$18361	
BE60144RT*	60 X 144	454	3-24D	3-6"x30"	\$5965	\$6235	\$7313	\$7987	\$10010	\$11695	\$13719	\$20137	\$23135	

* Asterisk after model number indicates 2 piece tops with center seam for tables over 96" and longer

OPTIONS

Add upcharge to list price and code to model number

P2L	Two Laminate Colors	\$281	
MH	Mouse Hole Slot	\$152	
PBL	Panel Base Legs per base	\$101	
MD	Magnetic Door	\$349	

CBT	Boat table top - add to rectangle top price	add 25%	
STH	Special Table Height - any height other than 29"	\$393	
RAD	3" Radius Corners for 3MM Edge	\$225	per table
CAT	Almost Rectangle table top	add 25%	



BRANDON TABLE OF CONTENTS

Brandon Cafe.....	2
Brandon Training.....	6
Brandon Conference.....	9



X-BASE CAFÉ TABLES



X-BASE BAR HEIGHT TABLES

ORDERING INFORMATION

- | | |
|----------------------------|-------------------------------|
| 1) Series Name | 6) Laminate Selection and No. |
| 2) Model Number | 7) Edge Style Code and Color |
| 3) Size | 8) Wood Species |
| 4) Quantity | 9) Wood Stain Color |
| 5) Powder Coat Frame Color | 10) Optional Items |

BRANDON CAFÉ BASE SPECIFICATIONS

Brandon X Base

Table Height	Table height is 29" to 30" depending on table top specified. Bar Height table is 42".
Column	3" round 14 gauge steel tubing welded to base and top plate.
Base	1" x 2" 14 gauge steel tubing – 22", 26", 32" or 38" X spreads.
Plate	10" x 10" square • 12" X 12" square 14" X 14" square • 24" x 24" square
Glides	Adjustable zinc rubber cushion glides (Standard)
Assembly	Top plate is welded to the vertical column and the vertical column is welded to the horizontal base. No tie rod assembly. Base mounts to tabletop with ¼-20 x 1" machine screws into metal inserts in top.
Finish	Choice of standard powder coat colors – See "Color Selections" brochure.

Flip-Top Mechanism

Durable all-steel construction with a spring-loaded release handle and a safety catch to maintain flipped-up position.

TABLE TOP SPECIFICATIONS

Table Tops

Table top core is CARB Phase I & Phase II Compliant. Laminate, wood veneer and phenolic backing are glued with water based adhesives.

Ultra-Lightweight Table Tops

Ultra-lightweight tables have an exceptionally strong manufactured MDF top made from 100% recovered and recycled wood fiber with at least 25% post-industrial recycled fiber; the balance consisting of recovered waste fiber. Ultra-light tables are 18% lighter than standard tables.

FINISHES

Laminate/Veneer Selections

ERG offers over 1000 standard laminate choices from Nevamar, Wilsonart, Formica and Pionite. Wood veneer is available in transparent stain colors - custom stain matching available.


Edge Selections:

ERG offers a wide variety of table top edge materials including PVC, wood, aluminum and resin/urethane.

Special Edge Note: When ganging or butting tables together, ERG recommends using 3MM flat edge, or flat wood edge. Square tables using PVC **T-MOLD** edge will have a 2" radius on all corners.

OPTIONS

- CODE: FLIP-X - Flip Top per X-base
- CODE: FLIPT - Flip Top for two T-legs
- CODE: CLEG - C-leg to replace T-leg
- CODE: FOLD - Lightweight Folding Leg Mechanism per table
- CODE: ASB - Anti-Sag Bar for tables under 72"
- CODE: PC - Polished Chrome Base
- CODE: RP - Painted Foot-ring for bar height
- CODE: RC - Polished Chrome Foot-ring for bar height
- CODE: STH - Special Table Height (any table height other than 29" or bar height)
- CODE: LC1 - Low Profile Casters per leg
- CODE: GD3 - Flat Ganging Device for Café & Training Tables
- CODE: CAS3 - 3" Mobile Casters
- CODE: ULW - Ultra Lightweight Top
- CODE: RAD - 3" Radius Corners for 3MM Edge
- CODE: FTBH - Flip top support bar for rectangular bar height tables (Maximum table top size 30x72)
- CODE: SLG - Self-Leveling Glide



GLIDE DETAIL



CASTER DETAIL



MODEL / DESCRIPTION / LIST PRICING

BRANDON | CAFÉ | ROUND



Model Number	Table Top Size	Shpg. Wght.	Base Spread	LAMINATE TOP ASSORTED EDGES							VENEER TOP	
				GRP 1	GRP 2	GRP 3	GRP 4	GRP 5	GRP 6	GRP 7	GRP 8	GRP 9
BR24D	24" Dia.	32	22"- X	\$598	\$610	\$696	\$766	\$913	\$1035	\$1180	\$1597	\$1793
BR30D	30" Dia.	43	26"- X	\$684	\$701	\$813	\$911	\$1103	\$1264	\$1455	\$1880	\$2057
BR36D	36" Dia.	53	32"- X	\$813	\$831	\$968	\$1085	\$1317	\$1511	\$1744	\$2237	\$2440
BR42D	42" Dia.	72	32"- X	\$959	\$984	\$1161	\$1312	\$1616	\$1870	\$2172	\$2695	\$2880
BR48D	48" Dia.	86	38"- X	\$1103	\$1134	\$1347	\$1532	\$1898	\$2203	\$2571	\$3136	\$3312

BRANDON | CAFÉ | SQUARE



Model Number	Table Top Size	Shpg. Wght.	Base Spread	LAMINATE TOP ASSORTED EDGES							VENEER TOP	
				GRP 1	GRP 2	GRP 3	GRP 4	GRP 5	GRP 6	GRP 7	GRP 8	GRP 9
BR24S	24" Sq.	40	22"- X	\$566	\$579	\$665	\$743	\$892	\$1018	\$1169	\$1537	\$1698
BR2430S	24x30 Sq.	49	22"- X	\$609	\$625	\$727	\$814	\$989	\$1138	\$1314	\$1681	\$1827
BR30S	30" Sq.	54	26"- X	\$647	\$660	\$773	\$872	\$1061	\$1222	\$1414	\$1791	\$1936
BR36S	36" Sq.	67	32"- X	\$817	\$838	\$980	\$1097	\$1337	\$1538	\$1776	\$2265	\$2458
BR42S	42" Sq.	90	38"- X	\$1004	\$1028	\$1204	\$1355	\$1660	\$1912	\$2214	\$2790	\$3008

BRANDON | CAFÉ | RECTANGLE



Model Number	Table Top Size	Shpg. Wght.	Base Spread	LAMINATE TOP ASSORTED EDGES							VENEER TOP	
				GRP 1	GRP 2	GRP 3	GRP 4	GRP 5	GRP 6	GRP 7	GRP 8	GRP 9
BR2448	24x48 Sq.	70	2-22"- T	\$707	\$725	\$857	\$973	\$1200	\$1388	\$1614	\$1994	\$2124
BR2460	24x60 Sq.	79	2-22"- T	\$752	\$773	\$921	\$1048	\$1302	\$1512	\$1767	\$2144	\$2259
BR3048	30x48 Sq.	79	2-22"- T	\$757	\$779	\$927	\$1056	\$1312	\$1528	\$1785	\$2162	\$2273
BR3060	30x60 Sq.	90	2-22"- T	\$811	\$835	\$1005	\$1149	\$1438	\$1680	\$1968	\$2342	\$2438

Note: FTBH option is required with STH option when ordering rectangle flip-top tables over 29" table height.

Note: Fliptop X- base tables with casters in bar & counter height max 36" D or 36" S

OPTIONS

Add upcharge to list price and code to model number

FLIP-X	Flip-Top per X-base (up to 42" top maximum)	\$141	
FLIP-T	Flip-Top for two T-legs	\$402	
CLEG	C-legs to replace T-legs (per leg)	\$126	
FOLD	Lightweight Folding Leg Mechanism per table	\$335	
PC	Polished Chrome for T-Leg	\$101	per base
PC	Polished Chrome for 22"-X Base spread	\$78	
PC	Polished Chrome for 26"-X Base spread	\$107	
PC	Polished Chrome for 32"-X Base spread	\$141	
PC	Polished Chrome for 38"-X Base spread	\$152	

STH	Special Table Height (other than 29")	\$169	per base
CAS3	3" Mobile Casters	\$29	ea.
LC1	Low Profile Casters per leg	\$152	
GD3	Flat Ganging Device for Café & Training Tables	\$107	
ASB	Anti-Sag Bar for tables under 72"	\$90	
ULW	Ultra Lightweight Top	\$213	
RAD	3" Radius Corners for 3MM Edge	\$225	per table
FTBH	All T-leg bar height tables with flip top	\$337	
SLG	Self-Leveling Glide	\$10	per glide

Note: Flip-Top option not available on C-Leg.



MODEL / DESCRIPTION / LIST PRICING

BRANDON | BAR HEIGHT



ROUND



SQUARE

Model Number	Table Top Size	Shpg. Wght.	Base Spread	LAMINATE TOP ASSORTED EDGES							VENEER TOP	
				GRP 1	GRP 2	GRP 3	GRP 4	GRP 5	GRP 6	GRP 7	GRP 8	GRP 9
BRH24D	24" Dia.	40	22"- X	\$853	\$864	\$951	\$1022	\$1167	\$1288	\$1434	\$2158	\$2550
BRH30D	30" Dia.	94	26"- X	\$915	\$933	\$1044	\$1141	\$1333	\$1493	\$1685	\$2388	\$2746
BRH36D	36" Dia.	63	32"- X	\$1044	\$1062	\$1200	\$1316	\$1548	\$1742	\$1974	\$2748	\$3126
BRH36S	36" Sq.	67	32"- X	\$1084	\$1106	\$1244	\$1366	\$1606	\$1804	\$2044	\$2849	\$3248

Note: Other bar height sizes available. Call for pricing.

Note: Fliptop X- base tables with casters in bar & counter height max 36" D or 36" S

OPTIONS

Add upcharge to list price and code to model number

FLIP-X	Flip-Top per X-base (up to 42" top maximum)	\$141	
FLIP-T	Flip-Top for two T-legs	\$402	
CLEG	C-legs to replace T-legs (per leg)	\$126	
PC	Polished Chrome for 22"-XHI Base spread	\$107	
PC	Polished Chrome for 26"-XHI Base spread	\$135	
PC	Polished Chrome for 32"-XHI Base spread	\$169	
STH	Special Table Height (other than 29")	\$169	per base
RP	Painted Foot-ring for Bar Height	\$124	

RC	Polished Chrome Foot-ring for Bar Height	\$157	
CAS3	3" Mobile Casters	\$29	ea.
LC1	Low Profile Casters per leg	\$152	
GD3	Flat Ganging Device for Café & Training Tables	\$107	
ULW	Ultra Lightweight Top	\$213	
RAD	3" Radius Corners for 3MM Edge	\$225	per table
FTBH	All T-leg bar height tables with flip top	\$337	
SLG	Self-Leveling Glide	\$10	per glide



ORDERING INFORMATION

- 1) Series Name
- 2) Model Number
- 3) Size
- 4) Quantity
- 5) Powder Coat Frame Color
- 6) Laminate Selection and No.
- 7) Edge Style Code and Color
- 8) Wood Species
- 9) Wood Stain Color
- 10) Optional Items

BRANDON CAFÉ BASE SPECIFICATIONS

Brandon 5-Column X Base

- Table Height** Table height is 29" to 30" depending on table top specified.
- Center Column** 3" round 14 gauge steel tubing.
- Outside Columns** 2" round 14 gauge steel tubing.
- Base** 2" 14 gauge round steel tubing - 36" base spread.
- Plate** 24" x 24" square
- Glides** Adjustable zinc rubber cushion glides
- Assembly** Top plate is welded to the vertical columns and the vertical columns are welded to the horizontal base. No tie rod assembly. Base mounts to tabletop with ¼-20 x 1" machine screws into metal inserts in top.
- Finish** Choice of standard powder coat colors - See "Color Selections" brochure.

TABLE TOP SPECIFICATIONS

Table Tops

Table top core is CARB Phase I & Phase II Compliant. Laminate, wood veneer and phenolic backing are glued with water based adhesives.

FINISHES

Laminate/Veneer Selections

ERG offers over 1000 standard laminate choices from Nevamar, Wilsonart, Formica and Pionite. Wood veneer is available in transparent stain colors - custom stain matching available.

Edge Selections:

ERG offers a wide variety of table top edge materials including PVC, wood, aluminum and resin/urethane. Special Edge Note: When ganging or butting tables together, ERG recommends using 3MM flat edge or flat wood edge. Square tables using PVC **T-MOLD** edge will have a 2" radius on all corners.

OPTIONS

- CODE: PC - Polished Chrome Base
- CODE: STH - Special Table Height (any table height other than 29")
- CODE: ULW - Ultra Lightweight Top
- CODE: RAD - 3" Radius Corners for 3MM Edge

BRANDON | 5 COLUMN | ROUND



ROUND

Model Number	Table Top Size	Shpg. Wght.	Base Spread	LAMINATE TOP ASSORTED EDGES							VENEER TOP	
				GRP 1	GRP 2	GRP 3	GRP 4	GRP 5	GRP 6	GRP 7	GRP 8	GRP 9
BR54D	54" Dia.	101	36"-5COL	\$1524	\$1562	\$1815	\$2033	\$2470	\$2834	\$3271	\$4196	\$4576
BR60D	60" Dia.	118	36"-5COL	\$1638	\$1681	\$1973	\$2227	\$2731	\$3151	\$3659	\$4580	\$4919

BRANDON | 5 COLUMN | SQUARE



SQUARE



Model Number	Table Top Size	Shpg. Wght.	Base Spread	LAMINATE TOP ASSORTED EDGES							VENEER TOP	
				GRP 1	GRP 2	GRP 3	GRP 4	GRP 5	GRP 6	GRP 7	GRP 8	GRP 9
BR48S	48" Sq.	107	36"-5COL	\$1487	\$1523	\$1770	\$1983	\$2407	\$2763	\$3187	\$4096	\$4465
BR54S	54" Sq.	126	36"-5COL	\$1546	\$1587	\$1876	\$2125	\$2621	\$3035	\$3532	\$4362	\$4646
BR60S	60" Sq.	148	36"-5COL	\$1737	\$1785	\$2118	\$2403	\$2978	\$3456	\$4031	\$4926	\$5215

OPTIONS

Add upcharge to list price and code to model number

PC	Polished Chrome for 5-column base	\$236	
STH	Special Table Height (other than 29")	\$225	per base
ULW	Ultra Lightweight Top	\$213	

RAD	3" Radius Corners for 3MM Edge	\$225	per table
SLG	Self-Leveling Glide	\$10	per glide



ORDERING INFORMATION

- | | |
|----------------------------|-------------------------------|
| 1) Series Name | 6) Laminate Selection and No. |
| 2) Model Number | 7) Edge Style Code and Color |
| 3) Size | 8) Wood Species |
| 4) Quantity | 9) Wood Stain Color |
| 5) Powder Coat Frame Color | 10) Optional Items |

BRANDON TRAINING BASE SPECIFICATIONS

Brandon T Base

Table Height	Table height is 29" to 30" depending on table top specified.
Column	2" round 14 gauge
Base	2" round 14 gauge – 16", 22" and 26" spreads
Plates	6" x 8" or 8" x 8" square 12-gauge stamped steel 5" x 5" 12-gauge stamped steel (Flip-Top or Folding)
Glides	Adjustable zinc rubber cushion glides (Standard)
Assembly	Top plate is welded to the vertical column and the vertical column is welded to the horizontal base plate. No tie rod assembly. Base mounts to tabletop with ¼-20 x 1" machine screws into metal inserts in top. Stretcher steel bars are used on tops 72" and longer.
Finish	Choice of standard powder coat colors – See "Color Selections" brochure

Flip-Top Mechanism

Aluminum die-cast top plate and aluminum housing with single handle cable release. All training tables that are 18" deep with flip and casters options, cannot be specified with modesty panels.

Folding Mechanism

Nylon injection molded housing, cast aluminum pivot and metal locking slider. Rigid, taper locking design is activated by single lever that also locks in folded position.

TABLE TOP SPECIFICATIONS

Table Tops


Table top core is CARB Phase I & Phase II Compliant. Laminate, wood veneer and phenolic backing are glued with water based adhesives.

Ultra-Lightweight Table Tops

Ultra-lightweight tables have an exceptionally strong manufactured MDF top made from 100% recovered and recycled wood fiber with at least 25% post-industrial recycled fiber; the balance consisting of recovered waste fiber. Ultra-light tables are 18% lighter than standard tables.



FLIP-TOP DETAIL



GLIDE DETAIL



CASTER DETAIL



LOW PROFILE CASTER DETAIL

FINISHES

Laminate/Veneer Selections

ERG offers over 1000 standard laminate choices from Nevamar, Wilsonart, Formica and Pionite. Wood veneer is available in transparent stain colors - custom stain matching available.

Edge Selections:

ERG offers a wide variety of table top edge materials including PVC, wood, resin and laminate.

Special Edge Note: When ganging or butting tables together, ERG recommends using 3MM flat edge or flat wood edge. Square tables using PVC **T-MOLD** edge will have a 2" radius on all corners.

Note: When ordering modesty panel, table and panel must have 3MM edge.

OPTIONS

- CODE: FLIPT - Flip-Top for two T-legs
- CODE: CLEG - C-leg to replace T-leg
- CODE: ASB - Anti-Sag Bar for tables under 72"
- CODE: FOLD - Lightweight Folding Leg Mechanism per table
- CODE: PC - Polished Chrome leg
- CODE: STH - Special Table Height (any table height other than 29")
- CODE: ULW - Ultra-lightweight table top
- CODE: CAS3 - 3" Mobile Casters
- CODE: LC1 - Low Profile Casters per leg
- CODE: GD3 - Flat Ganging Device for Café & Training Tables
- TABLE ACCESSORIES – Modesty Panels, Bridges, Grommets, Wire Management, Power & Communication Options, Table Dollies – See accessories online under the 'Products' tab.
- CODE: RAD - 3" Radius Corners for 3MM Edge
- CODE: FTBH – Flip top support bar for rectangular bar height tables (Maximum table top size 30x72)
- CODE: SLG – Self-Leveling Glide



MODEL / DESCRIPTION / LIST PRICING

BRANDON | RECTANGLE

RECTANGLE

Model Number	Table Top Size	Shpg. Wght.	Base Spread	LAMINATE TOP ASSORTED EDGES								VENEER TOP	
				GRP 1	GRP 2	GRP 3	GRP 4	GRP 5	GRP 6	GRP 7	GRP 8	GRP 9	
BR1836	18 X 36	54	2-16"- T	\$602	\$615	\$711	\$791	\$957	\$1092	\$1257	\$1640	\$1805	
BR1848	18 X 48	61	2-16"- T	\$636	\$652	\$760	\$853	\$1038	\$1191	\$1377	\$1761	\$1913	
BR1860	18 X 60	68	2-16"- T	\$674	\$690	\$809	\$913	\$1118	\$1290	\$1498	\$1876	\$2019	
BR1872	18 X 72	75	2-16"- T	\$825	\$842	\$976	\$1089	\$1316	\$1505	\$1733	\$2251	\$2470	
BR1884	18 X 84	81	2-16"- T	\$881	\$904	\$1056	\$1187	\$1449	\$1668	\$1931	\$2447	\$2647	
BR1896	18 X 96	88	2-16"- T	\$946	\$969	\$1136	\$1276	\$1560	\$1797	\$2079	\$2628	\$2841	
BR2436	24 X 36	61	2-22"- T	\$661	\$680	\$796	\$896	\$1094	\$1262	\$1463	\$1844	\$1990	
BR2448	24 X 48	70	2-22"- T	\$707	\$725	\$857	\$973	\$1200	\$1388	\$1614	\$1994	\$2124	
BR2460	24 X 60	79	2-22"- T	\$752	\$773	\$921	\$1048	\$1302	\$1512	\$1767	\$2144	\$2259	
BR2472	24 X 72	88	2-22"- T	\$912	\$936	\$1100	\$1240	\$1520	\$1753	\$2034	\$2549	\$2737	
BR2484	24 X 84	97	2-22"- T	\$981	\$1007	\$1193	\$1355	\$1674	\$1943	\$2265	\$2777	\$2944	
BR2496	24 X 96	106	2-22"- T	\$1054	\$1083	\$1285	\$1461	\$1809	\$2098	\$2446	\$2991	\$3163	
BR3036	30 X 36	68	2-22"- T	\$703	\$722	\$853	\$963	\$1188	\$1377	\$1598	\$1979	\$2111	
BR3048	30 X 48	79	2-22"- T	\$757	\$779	\$927	\$1056	\$1312	\$1528	\$1785	\$2162	\$2273	
BR3060	30 X 60	90	2-22"- T	\$811	\$835	\$1005	\$1149	\$1438	\$1680	\$1968	\$2342	\$2438	
BR3072	30 X 72	102	2-22"- T	\$981	\$1008	\$1194	\$1356	\$1679	\$1945	\$2267	\$2778	\$2945	
BR3084	30 X 84	113	2-22"- T	\$1057	\$1089	\$1304	\$1487	\$1856	\$2162	\$2529	\$3038	\$3179	
BR3096	30 X 96	124	2-22"- T	\$1141	\$1175	\$1407	\$1609	\$2008	\$2341	\$2744	\$3282	\$3430	
BR3648	36 X 48	88	2-26"- T	\$817	\$842	\$1013	\$1161	\$1454	\$1698	\$1993	\$2367	\$2461	
BR3660	36 X 60	102	2-26"- T	\$881	\$910	\$1104	\$1269	\$1600	\$1875	\$2208	\$2580	\$2651	
BR3672	36 X 72	115	2-26"- T	\$1061	\$1091	\$1307	\$1490	\$1862	\$2169	\$2539	\$3049	\$3187	
BR3684	36 X 84	129	2-26"- T	\$1149	\$1181	\$1429	\$1638	\$2061	\$2414	\$2833	\$3338	\$3450	
BR3696	36 X 96	142	2-26"- T	\$1240	\$1278	\$1546	\$1775	\$2235	\$2619	\$3078	\$3615	\$3728	

Note: FTBH option is required with STH option when ordering rectangle flip-top tables over 29" table height.

Note: Fliptop tables with casters in counter & bar height available in depth ranges 24"-36" only

Max Length up 72" - Not available with C-legs

All training tables that are 18" deep with flip and casters options, cannot be specified with modesty panels.

OPTIONS

Add upcharge to list price and code to model number

FLIP-T	Flip-Top for two T-legs	\$402	
FOLD	Lightweight Folding Leg Mechanism per table	\$335	
CLEG	C-legs to replace T-legs	\$126	per leg
PC	Polished Chrome	\$101	per leg
STH	Special Table Height (other than 29")	\$169	per leg
CAS3	3" Mobile Casters (2 Casters per T-leg)	\$29	ea.
LC1	Low Profile Casters	\$152	per leg

GD3	Flat Ganging Device for Café & Training Tables	\$107	
ULW	Ultra-lightweight table top	\$213	
ASB	Anti-Sag Bar for tables under 72"	\$90	
RAD	3" Radius Corners for 3MM Edge	\$225	per table
FTBH	All T-leg bar height tables with flip top	\$337	
SLG	Self-Leveling Glide	\$10	per glide

Note: Flip-Top option not available on C-Leg.

MODEL / DESCRIPTION / LIST PRICING

BRANDON | TRAPEZOID

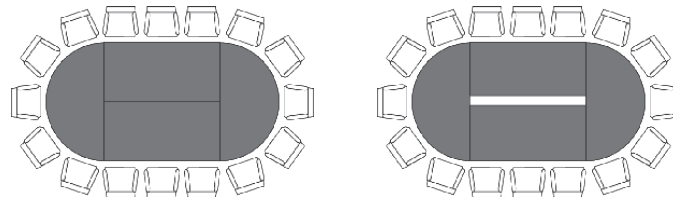


Model Number	Table Top Size	Shpg. Wght.	Base Spread	LAMINATE TOP ASSORTED EDGES								VENEER TOP	
				GRP 1	GRP 2	GRP 3	GRP 4	GRP 5	GRP 6	GRP 7	GRP 8	GRP 9	
BT2448	24 x 48	70	2-22"- T	\$865	\$936	\$1110	\$1218	\$1546	\$1818	\$2146	\$2519	\$2602	
BT2460	24 x 60	79	2-22"- T	\$974	\$1047	\$1220	\$1330	\$1655	\$1925	\$2253	\$2757	\$2928	
BT3060	30 x 60	90	2-22"- T	\$1020	\$1100	\$1288	\$1407	\$1763	\$2058	\$2415	\$2917	\$3072	
BT3672	36 x 72	115	2-26"- T	\$1201	\$1301	\$1552	\$1709	\$2184	\$2577	\$3050	\$3529	\$3610	

BRANDON | SECTIONAL | HALF ROUND



Model Number	Table Top Size	Shpg. Wght.	Base Spread	LAMINATE TOP ASSORTED EDGES								VENEER TOP	
				GRP 1	GRP 2	GRP 3	GRP 4	GRP 5	GRP 6	GRP 7	GRP 8	GRP 9	
BHR2448	24 X 48	70	2-16"- T	\$1025	\$1077	\$1282	\$1409	\$1793	\$2112	\$2496	\$2909	\$2994	
BHR3060	30 X 60	90	2-22"- T	\$1149	\$1208	\$1453	\$1606	\$2061	\$2441	\$2897	\$3304	\$3350	
BHR3672	36 X 72	115	2-22"- T	\$1393	\$1470	\$1782	\$1977	\$2560	\$3048	\$3631	\$4063	\$4156	



SAMPLE CONFIGURATIONS

Note: FTBH option is required with STH option when ordering rectangle flip-top tables over 29" table height.

Note: Fliptop tables with casters in counter & bar height available in depth ranges 24"-36" only

Max Length up 72" - Not available with C-legs

All training tables that are 18" deep with flip and casters options, cannot be specified with modesty panels.

OPTIONS

Add upcharge to list price and code to model number

FLIP-T	Flip-Top for two T-legs	\$402	
FOLD	Lightweight Folding Leg Mechanism per table	\$335	
CLEG	C-legs to replace T-legs	\$126	per leg
PC	Polished Chrome	\$101	per leg
STH	Special Table Height (other than 29")	\$169	per leg
CAS3	3" Mobile Casters (2 Casters per T-leg)	\$29	ea.

LC1	Low Profile Casters	\$152	per leg
GD3	Flat Ganging Device for Café & Training Tables	\$107	
ULW	Ultra-lightweight table top	\$213	
ASB	Anti-Sag Bar for tables under 72"	\$90	
FTBH	All T-leg bar height tables with flip top	\$337	
SLG	Self-Leveling Glide	\$10	per glide

Note: Flip-Top option on C-Leg not available.



RECTANGLE
CONFERENCE TABLE

ORDER INFORMATION

- | | |
|----------------------------|-------------------------------|
| 1) Series Name | 6) Laminate Selection and No. |
| 2) Model Number | 7) Edge Style Code and Color |
| 3) Size | 8) Wood Species |
| 4) Quantity | 9) Wood Stain Color |
| 5) Powder Coat Frame Color | 10) Optional Items |

BRANDON CONFERENCE SPECIFICATIONS

Conference Base

Table Height	Table height is 29" to 30" depending on table top specified.
Column	2" round 14 gauge
Base	2" round 14 gauge – 36" spread
Plate	12 gauge stamped steel
Glides	Adjustable zinc rubber cushion steel glides (Standard)
Assembly	Top plate is welded to the vertical column and the vertical column is welded to the horizontal base plate. No tie rod assembly. Base mounts to tabletop with ¼-20 x 1" machine screws into metal inserts in top. Stretcher steel bars are used on tops over 66" long.
Finish	Choice of standard powder coat colors – See "Color Selections" brochure

Table Tops

Table top core is CARB Phase I & Phase II Compliant. Laminate, wood veneer and phenolic backing are glued with water based adhesives.

Edge Selections

ERG offers a wide variety of table top edge materials including PVC, wood and laminate.

FINISHES

Table Bases and Legs

Finished in your choice of standard powder coat colors. Finishes listed at beginning of price list. For colors refer to "Color Selections" brochure. For actual color samples, please call Customer Service.

Laminate/Veneer Selections

ERG offers over 1000 standard laminate choices from Nevamar, Wilsonart, Formica and Pionite. Wood veneer is available in transparent stain colors - custom stain matching available.

OPTIONS

- CODE: PC - Polished Chrome Base
- CODE: STH - Special Table Height (any table height other than 29")
- CODE: GD3 - Flat Ganging Device for Café & Training Tables
- CODE: CRT - Racetrack table top
- CODE: COT - Oval table top
- CODE: CBT - Boat table top
- CODE: CAT - Almost Rectangle Table Top
- TABLE ACCESSORIES – Modesty Panels, Bridges, Grommets, Wire Management, Power & Communication Options, Table Dollies – See accessories online under the 'Products' tab
- CODE: RAD - 3" Radius Corners for 3MM Edge
- CODE: SLG – Self-Leveling Glide

Note: When ordering modesty panel, table and panel must have 3MM edge.

MODEL / DESCRIPTION / LIST PRICING

BRANDON | CONFERENCE | RECTANGLE

	Model Number	Table Top Size	Shpg. Wght.	Base Spread	LAMINATE TOP ASSORTED EDGES							VENEER TOP	
					GRP 1	GRP 2	GRP 3	GRP 4	GRP 5	GRP 6	GRP 7	GRP 8	GRP 9
RECTANGLE	BC4272	42 X 72	129	2-36TT	\$1928	\$1981	\$2343	\$2656	\$3279	\$3800	\$4423	\$5450	\$5793
	BC4284	42 X 84	144	2-36TT	\$2031	\$2087	\$2474	\$2809	\$3476	\$4033	\$4699	\$5757	\$6099
	BC4296	42 X 96	160	2-36TT	\$2102	\$2162	\$2578	\$2932	\$3643	\$4237	\$4948	\$6002	\$6319
	BC4872	48 X 72	142	2-36TT	\$1990	\$2044	\$2427	\$2758	\$3415	\$3968	\$4626	\$5649	\$5974
	BC4884	48 X 84	160	2-36TT	\$2272	\$2332	\$2747	\$3100	\$3808	\$4398	\$5110	\$6371	\$6823
	BC4896	48 X 96	178	2-36TT	\$2355	\$2418	\$2860	\$3240	\$3999	\$4631	\$5389	\$6647	\$7073
	BC48108*	48 X 108	196	3-36TT	\$2553	\$2620	\$3091	\$3495	\$4302	\$4975	\$5782	\$7178	\$7666
	BC48120*	48 X 120	214	3-36TT	\$2634	\$2706	\$3206	\$3635	\$4492	\$5205	\$6063	\$7452	\$7914
	BC48144*	48 X 144	250	3-36TT	\$3204	\$3282	\$3841	\$4319	\$5275	\$6070	\$7027	\$8895	\$9616
	BC6096	60 X 96	214	2-36TT	\$2744	\$2814	\$3312	\$3738	\$4591	\$5301	\$6155	\$7684	\$8237
	BC60108*	60 X 108	237	3-36TT	\$2902	\$2978	\$3510	\$3967	\$4882	\$5642	\$6555	\$8150	\$8713
	BC60120*	60 X 120	259	3-36TT	\$3088	\$3171	\$3738	\$4227	\$5200	\$6010	\$6986	\$8680	\$9278
	BC60144*	60 X 144	304	3-36TT	\$3840	\$3931	\$4569	\$5117	\$6211	\$7124	\$8220	\$10565	\$11522

* Asterisk after model number indicates 2+ pieces tops with center seam for tables over 96"



RACETRACK
TABLE TOP OPTION

OPTIONS

Add upcharge to list price and code to model number

PC	Polished Chrome Base - rectangle tops	\$357	
GD3	Flat Ganging Device for Café & Training Tables	\$107	
CRT	Racetrack table top - add to rectangle top price	add 20%	
COT	Oval table top - add to rectangle top price	add 20%	
CBT	Boat table top - add to rectangle top price	add 25%	

STH	Special Table Height - any height other than 29"	\$417	
RAD	3" Radius Corners for 3MM Edge	\$239	per table
CAT	Almost Rectangle table top	add 25%	
SLG	Self-Leveling Glide	\$10	per glide

BRANDON SILVER

The Brandon Silver line offers the same quality as our Brandon tables at an even more affordable price point.



X-BASE CAFÉ TABLE



T-LEG TRAINING TABLE



T-LEG FLIP-TOP TABLE WITH CASTERS

ORDERING INFORMATION

- 1) Series Name
- 2) Model Number
- 3) Size
- 4) Quantity
- 5) Laminate Selection and No.
- 6) Edge Style Code and Color
- 7) Optional Items

BRANDON CAFÉ BASE SPECIFICATIONS

Brandon Silver Base

Table Height	Table height is 29" to 30" depending on table top specified. Bar Height table is 42".
Column	X-Base: 3" dia. round 14 gauge steel tubing. T-Leg: 2" dia. round 14 gauge steel tubing. Columns are fully welded to base and top plate.
X-Base	2" dia. 14 gauge round steel tubing – 22", 26" or 32" X-spreads.
T-Leg	2" dia. 14 gauge round steel tubing – 16", 22" or 26" T-spreads.
Plate	10" x 10" square • 12" X 12" square 14" X 14" square • 6" x 8" rectangle
Glides	Adjustable zinc rubber cushion glides
Assembly	Top plate is welded to the vertical column and the vertical column is welded to the horizontal base. No tie rod assembly. Base mounts to tabletop with ¼-20 x 1" machine screws into metal inserts in top.

Flip-Top Mechanism

Durable all-steel construction with a spring-loaded release handle and a safety catch to maintain flipped-up position.

TABLE TOP SPECIFICATIONS

Table Tops

Table top core is CARB Phase I & Phase II Compliant. Laminate, wood veneer and phenolic backing are glued with water based adhesives.

FINISHES

Table Leg Finish

Brandon Silver table legs are standard in Silver (Brushed Aluminum) powder coat finish only.

Laminate/Veneer Selections


ERG offers over 1000 standard laminate choices from Nevamar, Wilsonart, Formica and Pionite. Wood veneer is available in transparent stain colors - custom stain matching available.

Edge Selections:

ERG offers a wide variety of table top edge materials including PVC, wood, aluminum and resin/urethane. Special Edge Note: When ganging or butting tables together, ERG recommends using 3MM flat edge, or flat wood edge. Square tables using PVC **T-MOLD** edge will have a 2" radius on all corners.

OPTIONS

- CODE: FLIP-X - Flip Top per X-base
- CODE: ASB - Anti-Sag Bar for tables under 72"
- CODE: GD3 - Flat Ganging Device for Café & Training Tables
- CODE: CAS3 - 3" Black Casters



GLIDE DETAIL



CASTER DETAIL

NOTE: Silver = Brushed Aluminum Powder Coat



MODEL / DESCRIPTION / LIST PRICING

BRANDON | CAFÉ | ROUND



ROUND

Model Number	Table Top Size	Shpg. Wght.	Base Spread	LAMINATE TOP ASSORTED EDGES		
				GRP 1	GRP 2	GRP 3
BRS30D	30" Dia.	43	26"- X	\$575	\$590	\$693
BRS36D	36" Dia.	53	32"- X	\$658	\$676	\$802
BRS42D	42" Dia.	72	32"- X	\$825	\$849	\$1009

BRANDON | CAFÉ | SQUARE



SQUARE

Model Number	Table Top Size	Shpg. Wght.	Base Spread	LAMINATE TOP ASSORTED EDGES		
				GRP 1	GRP 2	GRP 3
BRS30S	30" Sq.	54	26"- X	\$580	\$596	\$699
BRS36S	36" Sq.	67	32"- X	\$680	\$698	\$824

BRANDON | BAR HEIGHT | ROUND



ROUND

Model Number	Table Top Size	Shpg. Wght.	Base Spread	LAMINATE TOP ASSORTED EDGES		
				GRP 1	GRP 2	GRP 3
BRSH24D	24" Dia.	40	22"- X	\$679	\$688	\$766
BRSH30D	30" Dia.	52	26"- X	\$734	\$749	\$852

Note: Other bar height sizes available. Call for pricing.

NOTE: Brandon Silver is limited to the above sizes/edges only. For other sizes/edges, see the Brandon Tables pricing.

OPTIONS

Add upcharge to list price and code to model number

FLIP-X	Flip-Top per X-base (up to 42" top maximum)	\$141	
CAS3	3" Black Casters	\$29	ea.

GD3	Flat Ganging Device for Café & Training Tables	\$107	
-----	--	-------	--



MODEL / DESCRIPTION / LIST PRICING

BRANDON | RECTANGLE

RECTANGLE	Model Number	Table Top Size	Shpg. Wght.	Base Spread	LAMINATE TOP ASSORTED EDGES		
					GRP 1	GRP 2	GRP 3
	BRS1860	18 X 60	68	2-16"- T	\$538	\$552	\$657
	BRS1872	18 X 72	75	2-16"- T	\$568	\$586	\$700
	BRS2460	24 X 60	79	2-22"- T	\$607	\$625	\$755
	BRS2472	24 X 72	88	2-22"- T	\$722	\$743	\$886
	BRS3060	30 X 60	90	2-22"- T	\$658	\$680	\$827
	BRS3072	30 X 72	102	2-22"- T	\$781	\$805	\$969
	BRS3660	36 X 60	102	2-26"- T	\$721	\$745	\$913
	BRS3672	36 X 72	115	2-26"- T	\$852	\$878	\$1067

BRANDON | RECTANGLE | LIST PRICING FLIP-TOP & CASTERS INCLUDED

RECTANGLE	Model Number	Table Top Size	Shpg. Wght.	Base Spread	LAMINATE TOP ASSORTED EDGES		
					GRP 1	GRP 2	GRP 3
	BRS1860FC	18 X 60	68	2-16"- T	\$1044	\$1059	\$1164
	BRS1872FC	18 X 72	75	2-16"- T	\$1074	\$1092	\$1206
	BRS2460FC	24 X 60	79	2-22"- T	\$1114	\$1132	\$1262
	BRS2472FC	24 X 72	88	2-22"- T	\$1228	\$1249	\$1393
	BRS3060FC	30 X 60	90	2-22"- T	\$1165	\$1187	\$1333
	BRS3072FC	30 X 72	102	2-22"- T	\$1288	\$1311	\$1476
	BRS3660FC	36 X 60	102	2-26"- T	\$1227	\$1251	\$1420
	BRS3672FC	36 X 72	115	2-26"- T	\$1358	\$1384	\$1574

NOTE: Brandon Silver is limited to the above sizes/edges only. For other sizes/edges, see the Brandon Tables pricing.

OPTIONS

Add upcharge to list price and code to model number

GD3	Flat Ganging Device for Café & Training Tables	\$107	
CAS3	3" Black Casters	\$29	ea.

ASB	Anti-Sag Bar for tables under 72"	\$90	
-----	-----------------------------------	------	--



BRIGHTON TABLE OF CONTENTS

Brighton Specifications	2
Brighton Options	3
Brighton Steps Pricing	4
Brighton Modular Pricing	6
Brighton Backless Modular Pricing	9
Brighton Lounge Pricing	10
Brighton Upholstered Table Pricing	11
Brighton Arms Pricing	12
Brighton Steps Dimensions	13
Brighton Jr. Pricing	14
Brighton Configuration Layouts	16
Brighton Fabric Placement	17

BRIGHTON STEPS • BRIGHTON MODULAR • BRIGHTON LOUNGE

Brighton is an inspiring collection offering modular lounge in both conventional and non-traditional environments. The emphasis is on meeting spaces at all levels, with a more relaxed and inviting platform. Functional power options can be specified for added convenience. Gathering together with Brighton will create a natural, comfortable and simple space for collaboration.



ORDERING INFORMATION

To Order Please Specify:

- 1) Series Name
- 2) Model Number
- 3) Quantity
- 4) Fabric Grade and Number
- 5) Optional Items
- 6) Laminate Step Choice
- 7) Optional Flat Back (Step Units)

BRIGHTON GENERAL SPECIFICATIONS

Frame

- Multi-ply hardwood
- Tongue and groove construction nailed and glued

Seat/Foam

- No-sag springs with interlocking helicoil springs for additional seat and low back support
- High resiliency foam construction throughout
- All foam bonded to frame



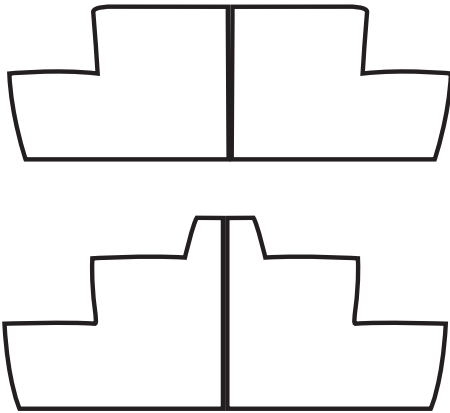
CURVED
BACK IS
STANDARD
ON ALL
BRIGHTON
UNITS

SOFT SEATING	WEIGHT LIMIT
1 Seat	500 lbs.
2 Seat	1000 lbs.
3 Seat	1500 lbs.

OPTIONS

- CODE: FR - CAL 133 (TB 133) Fire Retardant
- CODE: MB - Moisture Barrier (up to 60" overall width)
- CODE: MB2S - Moisture Barrier (2 step units)
- CODE: MB3S - Moisture Barrier (3 step units)
- CODE: 2FO - Two Fabric Option
- CODE: 3FO - Three Fabric Option
- CODE: FGD - Flat Ganging Device (Necessary when ganging two or more modules together)
- CODE: TAB(-) - Non-Removable Swivel Tablet (shape A, B or C, left or right arm)
- CODE: TABR1(-) - Removable Swivel Tablet (laminated shape A, B or C specify left or right arm)
- CODE: TABR2(-) - Removable Swivel Tablet (laminated shape A, B or C with opening for tablet on both arms)
- CODE: TABF(-) - Fixed Post Tablet (laminated shape A, B or C, armless)
- CODE: TABFB(-) - Fixed Laminated Tablet - between two modular units (blade post, specify tablet shape A, B or C)
- CODE: SST - Solid Surface Tablet Arm
- CODE: BFS - Laminated Full Step Top (not available on top step of 3)
- CODE: BFB - Flat Back On Steps Units (for back-to-back application)
- CODE: LAM5 - Non-standard laminate for 5 or less tablets see options for upcharge
- CODE: SS5 - Non-standard Solid Surface top for 5 or less tablets

OPTIONAL FLAT BACK ON STEPS



THIS OPTION HIGHLY RECOMMENDED FOR BACK TO BACK APPLICATIONS



.75" LAMINATE FULL STEP TOP ON STRAIGHT UNITS ONLY

NOTE: LAMINATE TOP NOT AVAILABLE ON TOP STEP OF THREE-STEP UNIT

DIMENSIONS	Straight 2 Step	30° Curved 2 Step	Corner 2 Step
Step 1 Depth:	13"	13"	13"
Step 2 Depth:	21"	21"	21"
Step 1 Height:	14"	14"	14"
Step 2 Height:	24"	24"	24"
Overall Depth:	34"	34"/37"	36"
Overall Width:	44"	62"	36"
Overall Height:	24"	24"	24"
Qty./Wt.:	1 ea./90 lbs.	1 ea./110 lbs.	1 ea./78 lbs.

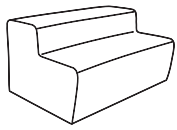


2 STEP STRAIGHT
TWO FABRIC OPTION



2 STEP CORNER

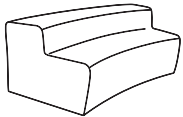
MODEL / DESCRIPTION / LIST PRICING



7371 Straight 2 Step Unit

COM Yardage: Total: 6.5 Yds. / Steps: 3 Yds. / Sides: 2 Yds. / Back: 1.5 Yds.

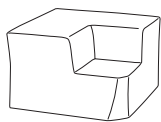
COM	GR1	GR2	GR3	GR4	GR5	GR6	GR7	GR8	GR9	GR10	LEA
\$2241	\$2568	\$2690	\$2823	\$3005	\$3139	\$3272	\$3406	\$3538	\$3672	\$3805	\$3944



7373 Curved 2 Step Unit

COM Yardage: Total: 8 Yds. / Steps: 6 Yds. / Sides: 2 Yds.

COM	GR1	GR2	GR3	GR4	GR5	GR6	GR7	GR8	GR9	GR10	LEA
\$2465	\$2792	\$2914	\$3048	\$3229	\$3362	\$3496	\$3629	\$3763	\$3896	\$4029	\$4169



7375 Corner 2 Step Unit

COM Yardage: Total: 8 Yds. / Steps: 6 Yds. / Sides: 2 Yds.

COM	GR1	GR2	GR3	GR4	GR5	GR6	GR7	GR8	GR9	GR10	LEA
\$3440	\$3747	\$3853	\$3970	\$4129	\$4245	\$4362	\$4479	\$4595	\$4712	\$4828	\$4950

NOTE: .75" LAMINATE FULL STEP TOP ON STRAIGHT UNITS ONLY

OPTIONS

Add upcharge to list price and code to model number

FR	CAL 133 (TB 133) Fire Retardant per yard	\$101	/yd.
MB2S	Moisture Barrier - 2 Step Unit	\$213	ea.
FGD	Flat Ganging Device	\$59	
2FO	Two Fabric Option	\$110	
3FO	Three fabric option	\$166	

BFB	Flat Back - Step Unit (For Back-to-back)	\$101	
BFSM	Laminate Top Full Step - Multi-ply Edge	\$652	
TABF-()	Fixed Tablet (specify A, B or C, left or right arm)	\$557	
TABFB-()	Fixed Tablet (blade, specify (L/R), shape A, B or C)	\$416	

DIMENSIONS	Straight 3 Step	30° Curve 3 Step	Corner 3 Step
Step 1 Depth:	13"	13"	13"
Step 2 Depth:	14"	14"	14"
Step 3 Depth:	4"	4"	4"
Step 1 Height:	14"	14"	14"
Step 2 Height:	24"	24"	24"
Overall Depth:	34"	34"/37"	36"
Overall Width:	44"	62"	36"
Overall Height:	30"	30"	30"
Qty./Wt.:	1 ea./90 lbs.	1 ea./110 lbs.	1 ea./78 lbs.




3 STEP CURVE
TWO FABRIC OPTION



3 STEP CORNER
TWO FABRIC OPTION


MODEL / DESCRIPTION / LIST PRICING



7370 44" Straight 3 Step Unit

COM Yardage: Total: 6.5 Yds. / Steps: 3 Yds. / Sides: 2 Yds. / Back: 1.5 Yds.

COM	GR1	GR2	GR3	GR4	GR5	GR6	GR7	GR8	GR9	GR10	LEA
\$2544	\$2744	\$2865	\$2999	\$3241	\$3374	\$3508	\$3641	\$3775	\$3908	\$4042	\$4182



7372 30° Curve 3 Step Unit

COM Yardage: Total: 11 Yds. / Steps: 9Yds. / Sides: 2 Yds.

COM	GR1	GR2	GR3	GR4	GR5	GR6	GR7	GR8	GR9	GR10	LEA
\$2799	\$2999	\$3120	\$3253	\$3496	\$3629	\$3763	\$3896	\$4029	\$4163	\$4296	\$4436



7374 Corner 3 Step Unit

COM Yardage: Total: 10.5 Yds. / Steps: 8.5 Yds. / Sides: 2 Yds.

COM	GR1	GR2	GR3	GR4	GR5	GR6	GR7	GR8	GR9	GR10	LEA
\$3784	\$4145	\$4251	\$4367	\$4579	\$4696	\$4812	\$4929	\$5046	\$5162	\$5279	\$5401

NOTE: .75" LAMINATE FULL STEP TOP ON STRAIGHT UNITS ONLY
LAMINATE TOP NOT AVAILABLE ON TOP STEP OF THREE-STEP UNIT

OPTIONS

Add upcharge to list price and code to model number

FR	CAL 133 (TB 133) Fire Retardant per yard	\$101	/yd.
MB3S	Moisture Barrier - 3 Step Unit	\$303	ea.
FGD	Flat Ganging Device	\$59	
2FO	Two Fabric Option	\$110	

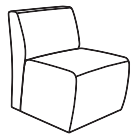
3FO	Three fabric option	\$166	
BFB	Flat Back - Step Unit (For Back-to-back)	\$101	
BFSM	Laminate Top Full Step - Multi-ply Edge	\$652	

DIMENSIONS	22" Straight	30" Straight	44" Straight	Corner
Seat Depth:	20"	20"	20"	20"
Seat Width:	22"	30"	44"	20"
Seat Height:	17"	17"	17"	17"
Overall Depth:	27"	27"	27"	28"
Overall Width:	22"	30"	44"	28"
Overall Height:	30"	30"	30"	30"
Qty./Wt.:	1 ea./75 lbs.	1 ea./90 lbs.	1 ea./110 lbs.	1 ea./82 lbs.



TWO SEAT MODULAR


MODEL / DESCRIPTION / LIST PRICING



7359 22" Straight Unit

COM Yardage: Total: 3.5 Yds. / Back: 2 Yds. / Seat: 1.5 Yds.


COM	GR1	GR2	GR3	GR4	GR5	GR6	GR7	GR8	GR9	GR10	LEA
\$1174	\$1259	\$1344	\$1441	\$1525	\$1623	\$1719	\$1817	\$1913	\$2011	\$2107	\$2247



7360 30" Straight Unit

COM Yardage: Total: 5 Yds. / Back: 2.5 Yds. / Seat: 2.5 Yds.

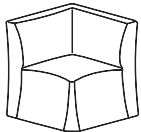
COM	GR1	GR2	GR3	GR4	GR5	GR6	GR7	GR8	GR9	GR10	LEA
\$1399	\$1503	\$1611	\$1733	\$1842	\$1963	\$2085	\$2206	\$2327	\$2449	\$2594	\$2733



7361 44" Straight Unit

COM Yardage: Total: 7 Yds. / Back: 3.5 Yds. / Seat: 3.5 Yds.

COM	GR1	GR2	GR3	GR4	GR5	GR6	GR7	GR8	GR9	GR10	LEA
\$1955	\$2100	\$2245	\$2391	\$2537	\$2682	\$2828	\$2973	\$3119	\$3264	\$3410	\$3550



7368 Corner Unit

COM Yardage: Total: 6 Yds. / Back: 4 Yds. / Seat: 2 Yds.

COM	GR1	GR2	GR3	GR4	GR5	GR6	GR7	GR8	GR9	GR10	LEA
\$2011	\$2144	\$2265	\$2399	\$2520	\$2653	\$2787	\$2920	\$3054	\$3187	\$3320	\$3460

OPTIONS

Add upcharge to list price and code to model number


FR	CAL 133 (TB 133) Fire Retardant per yard	\$101	/yd.	TABF(-)	Fixed Tablet (specify A, B or C, left or right arm)	\$557	
MB	Moisture Barrier (up to 60" overall width)	\$141	ea.	TABFB(-)	Fixed Tablet (blade, specify (L/R), shape A, B or C)	\$416	
FGD	Flat Ganging Device	\$59		LAM5	Non-standard laminate (5 tablets or less)	\$281	ea. tablet
2FO	Two Fabric Option	\$110		SST	Solid Surface Tablet - add to tablet option	\$141	
3FO	Three fabric option	\$166					

DIMENSIONS	30° Curve Inside	45° Curve Inside	60° Curve Inside
Seat Depth:	20"	20"	20"
Seat Width:	17"	25"	33"
Seat Height:	17"	17"	17"
Overall Depth:	27"/28"	27"/29.5"	27"/31.5"
Overall Width:	31"	46"	60"
Overall Height:	30"	30"	30"
Qty./Wt.:	1 ea./75 lbs.	1 ea./92 lbs.	1 ea./110 lbs.



60° INSIDE CURVE


MODEL / DESCRIPTION / LIST PRICING



7362 30° Inside Curve Unit

COM Yardage: Total: 4.25 Yds. / Back: 2.5 Yds. / Seat: 1.75 Yds.


COM	GR1	GR2	GR3	GR4	GR5	GR6	GR7	GR8	GR9	GR10	LEA
\$1290	\$1375	\$1460	\$1556	\$1642	\$1738	\$1836	\$1932	\$2030	\$2126	\$2224	\$2364



7363 45° Inside Curve Unit

COM Yardage: Total: 6.5 Yds. / Back: 3.5 Yds. / Seat: 3 Yds.

COM	GR1	GR2	GR3	GR4	GR5	GR6	GR7	GR8	GR9	GR10	LEA
\$2087	\$2169	\$2250	\$2344	\$2425	\$2519	\$2612	\$2705	\$2798	\$2892	\$2985	\$3120



7364 60° Inside Curve Unit

COM Yardage: Total: 8 Yds. / Back: 4.5 Yds. / Seat: 3.5 Yds.

COM	GR1	GR2	GR3	GR4	GR5	GR6	GR7	GR8	GR9	GR10	LEA
\$2450	\$2571	\$2692	\$2826	\$2947	\$3080	\$3214	\$3346	\$3480	\$3614	\$3747	\$3887

OPTIONS

Add upcharge to list price and code to model number

FR	CAL 133 (TB 133) Fire Retardant per yard	\$101	/yd.
MB	Moisture Barrier (up to 60" overall width)	\$141	ea.
FGD	Flat Ganging Device	\$59	
2FO	Two Fabric Option	\$110	
3FO	Three fabric option	\$166	

TABF-(_)	Fixed Tablet (specify A, B or C, left or right arm)	\$557	
TABFB-(_)	Fixed Tablet (blade, specify (L/R), shape A, B or C)	\$416	
LAM5	Non-standard laminate (5 tablets or less)	\$281	ea. tablet
SST	Solid Surface Tablet - add to tablet option	\$141	

DIMENSIONS	30° Curve Outside	45° Curve Outside	60° Curve Outside
Seat Depth:	20"	20"	20"
Seat Height:	17"	17"	17"
Back Height:	13"	13"	13"
Overall Depth:	27"/28"	27"/29.5"	27"/32"
Overall Width:	31"	46"	60"
Overall Height:	30"	30"	30"
Qty./Wt.:	1 ea./75 lbs.	1 ea./92 lbs.	1 ea./110 lbs.



60° OUTSIDE CURVE WITH
TWO FABRIC OPTION

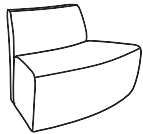
MODEL / DESCRIPTION / LIST PRICING



7365 30° Outside Curve Unit

COM Yardage: Total: 4.5 Yds. / Back: 2 Yds. / Seat: 2.5 Yds.


COM	GR1	GR2	GR3	GR4	GR5	GR6	GR7	GR8	GR9	GR10	LEA
\$1443	\$1540	\$1625	\$1721	\$1807	\$1904	\$2001	\$2098	\$2195	\$2292	\$2389	\$2529



7366 45° Outside Curve Unit

COM Yardage: Total: 7 Yds. / Back: 3 Yds. / Seat: 4 Yds.

COM	GR1	GR2	GR3	GR4	GR5	GR6	GR7	GR8	GR9	GR10	LEA
\$2175	\$2268	\$2350	\$2443	\$2525	\$2618	\$2711	\$2805	\$2898	\$2991	\$3085	\$3218



7367 60° Outside Curve Unit

COM Yardage: Total: 8 Yds. / Back: 3.5 Yds. / Seat: 4.5 Yds.

COM	GR1	GR2	GR3	GR4	GR5	GR6	GR7	GR8	GR9	GR10	LEA
\$2530	\$2664	\$2785	\$2918	\$3039	\$3173	\$3306	\$3440	\$3573	\$3706	\$3839	\$3978


OPTIONS

Add upcharge to list price and code to model number

FR	CAL 133 (TB 133) Fire Retardant per yard	\$101	/yd.
MB	Moisture Barrier (up to 60" overall width)	\$141	ea.
FGD	Flat Ganging Device	\$59	
2FO	Two Fabric Option	\$110	
3FO	Three fabric option	\$166	

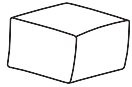
TABF-(L)	Fixed Tablet (specify A, B or C, left or right arm)	\$557	
TABFB-(L)	Fixed Tablet (blade, specify (L/R), shape A, B or C)	\$416	
LAM5	Non-standard laminate (5 tablets or less)	\$281	ea. tablet
SST	Solid Surface Tablet - add to tablet option	\$141	

DIMENSIONS	Single Seat Backless	Two Seat Backless	Backless Curve
Overall Depth:	27"	27"	27"/28"
Overall Width:	22"	44"	25"
Overall Height:	17"	17"	17"
Qty./Wt.:	1 ea./75 lbs.	1 ea./110 lbs.	1 ea./90 lbs.



SINGLE SEAT BACKLESS

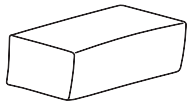
MODEL / DESCRIPTION / LIST PRICING



7350 22" Single Seat Backless Unit

COM Yardage: Total: 2.5 Yds. / Top: 1 Yds. / Sides: 1.5 Yds.

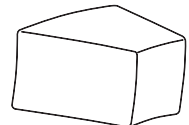
COM	GR1	GR2	GR3	GR4	GR5	GR6	GR7	GR8	GR9	GR10	LEA
\$1036	\$1120	\$1205	\$1302	\$1386	\$1484	\$1580	\$1678	\$1774	\$1872	\$1968	\$2109



7352 44" Two Seat Backless Unit

COM Yardage: Total: 4 Yds. / Top: 1.5 Yds. / Sides: 2.5 Yds.

COM	GR1	GR2	GR3	GR4	GR5	GR6	GR7	GR8	GR9	GR10	LEA
\$1712	\$1857	\$2003	\$2149	\$2294	\$2440	\$2585	\$2731	\$2876	\$3022	\$3167	\$3307



7354 30° Backless Curve

COM Yardage: Total: 2.5 Yds. / Top: 1 Yds. / Sides: 1.5 Yds.

COM	GR1	GR2	GR3	GR4	GR5	GR6	GR7	GR8	GR9	GR10	LEA
\$1211	\$1295	\$1380	\$1478	\$1562	\$1659	\$1756	\$1853	\$1950	\$2047	\$2144	\$2283

OPTIONS

Add upcharge to list price and code to model number

FR	CAL 133 (TB 133) Fire Retardant per yard	\$101	/yd.
MB	Moisture Barrier (up to 60" overall width)	\$141	ea.
FGD	Flat Ganging Device	\$59	
2FO	Two Fabric Option	\$110	
3FO	Three fabric option	\$166	

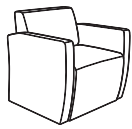
TABF-(_)	Fixed Tablet (specify A, B or C, left or right arm)	\$557	
TABFB-(_)	Fixed Tablet (blade, specify (L/R), shape A, B or C)	\$416	
LAM5	Non-standard laminate (5 tablets or less)	\$281	ea. tablet
SST	Solid Surface Tablet - add to tablet option	\$141	

DIMENSIONS	Single Seat	Two Seat
Seat Depth:	20"	20"
Seat Width:	22"	44"
Seat Height:	17"	17"
Overall Depth:	27"	27"
Overall Width:	28"	50"
Overall Height:	30"	30"
Qty./Wt.:	1 ea./115 lbs.	1 ea./130 lbs.



TWO SEAT LOUNGE

MODEL / DESCRIPTION / LIST PRICING



7390 Single Seat Lounge (Features Curved Back) COM Yardage: Total: 6.5 Yds. / Back: 2 Yds. / Seat: 1.5 Yds. / Arms 3 Yds.

COM	GR1	GR2	GR3	GR4	GR5	GR6	GR7	GR8	GR9	GR10	LEA
\$1804	\$2060	\$2278	\$2399	\$2508	\$2629	\$2726	\$2847	\$2969	\$3090	\$3235	\$3478



7392 Two Seat Lounge (Features Curved Back) COM Yardage: Total: 9 Yds. / Back: 3.5 Yds. / Seat: 2.5 Yds. / Arms 3 Yds.

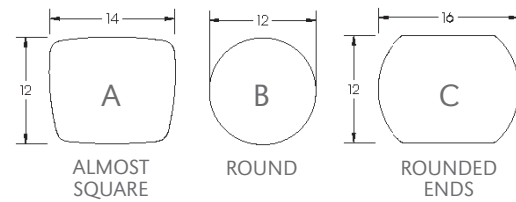
COM	GR1	GR2	GR3	GR4	GR5	GR6	GR7	GR8	GR9	GR10	LEA
\$2706	\$3046	\$3192	\$3337	\$3519	\$3664	\$3810	\$3956	\$4101	\$4246	\$4392	\$4707

TABLET SHAPES

Three Tablet Shapes::

Choose from the three shapes shown and specify; A, B or C and left or right (outside tablet) when ordering.

Example: TABF-(A) Left - this would be a fixed shape A tablet on the left side (when seated).



Laminate Top:

Tablet orders of 5 or less have 4 standard laminate colors:
 • Wilsonart Black 1595-60 • Wilsonart Montana Walnut 7110K-78
 • Formica Brite White 459-58 • Nevamar Silver Alu Metalx MXT003

Solid Surface Top:

Tablet orders of 5 or less have 4 standard Corian colors:
 • Bone • Bronzite • Glacier White • Silver Grey



OPTIONS

Add upcharge to list price and code to model number

FR	CAL 133 (TB 133) Fire Retardant per yard	\$101	/yd.	TABR1-(L)	Removable Tablet (specify A, B or C, left or right arm)	\$528	
MB	Moisture Barrier (up to 60" overall width)	\$141	ea.	TABR2-(L)	Removable Tablet (specify A, B or C both arm openings)	\$640	
2FO	Two Fabric Option	\$110		SST	Solid Surface Tablet - Add To Tablet Option	\$141	
3FO	Three Fabric Option	\$166		SS5	Non-standard Solid Surface (5 tablets or less)	Call For Quote	
TAB-(L)	Swivel Tablet (Non-Removable (specify A, B or C, left or right arm)	\$444		LAM5	Non-standard laminate (5 tablets or less)	\$281	ea. tablet

DIMENSIONS	22" x 27"	30° Curve
Overall Depth:	27"	27"/28"
Overall Width:	22"	25"
Overall Height:	15"	15"
Qty./Wt.:	1 ea./75 lbs.	1 ea./90 lbs.

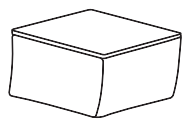


30° UPHOLSTERED TABLE

Laminate Top Note:

- Tops are 3/4" laminate
- Std with 4B multi-exposed core

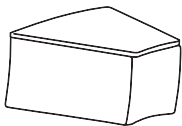
MODEL / DESCRIPTION / LIST PRICING



7350-T 22" Straight

COM Yardage: Total: 1.5 Yds.

COM	GR1	GR2	GR3	GR4	GR5	GR6	GR7	GR8	GR9	GR10	LEA
\$1508	\$1593	\$1678	\$1774	\$1859	\$1957	\$2054	\$2151	\$2248	\$2345	\$2442	\$2582



7354-T 30° Curve

COM Yardage: Total: 1.75 Yds.

COM	GR1	GR2	GR3	GR4	GR5	GR6	GR7	GR8	GR9	GR10	LEA
\$1762	\$1847	\$1931	\$2029	\$2114	\$2210	\$2308	\$2404	\$2502	\$2598	\$2696	\$2836

OPTIONS

Add upcharge to list price and code to model number

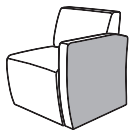
FR	CAL 133 (TB 133) Fire Retardant per yard	\$101	/yd.
MB	Moisture Barrier (up to 60" overall width)	\$141	ea.
FGD	Flat Ganging Device	\$59	

2FO	Two Fabric Option	\$110	
3FO	Three Fabric Option	\$166	

DIMENSIONS	Left or Right Arm	Center Arm
Overall Depth:	19"	19"
Overall Width:	3"	3"
Overall Height:	25"	25"
Qty./Wt.:	1 ea./20 lbs.	1 ea./10 lbs.



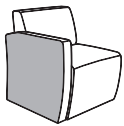
MODEL / DESCRIPTION / LIST PRICING



7388L Left Outside Arm

COM Yardage: Total: 1.5 Yds.

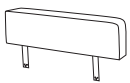
COM	GR1	GR2	GR3	GR4	GR5	GR6	GR7	GR8	GR9	GR10	LEA
\$267	\$315	\$352	\$401	\$437	\$473	\$509	\$546	\$595	\$642	\$691	\$800



7388R Right Outside Arm

COM Yardage: Total: 1.5 Yds.

COM	GR1	GR2	GR3	GR4	GR5	GR6	GR7	GR8	GR9	GR10	LEA
\$267	\$315	\$352	\$401	\$437	\$473	\$509	\$546	\$595	\$642	\$691	\$800



7388C Center Arm

COM Yardage: Total: 1 Yds.

COM	GR1	GR2	GR3	GR4	GR5	GR6	GR7	GR8	GR9	GR10	LEA
\$263	\$311	\$348	\$395	\$432	\$469	\$505	\$542	\$589	\$638	\$687	\$796

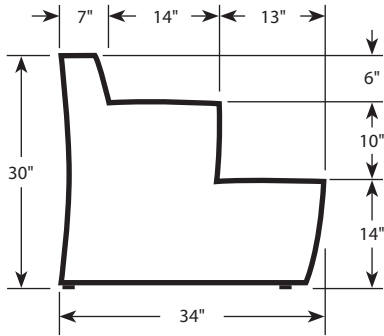
OPTIONS

Add upcharge to list price and code to model number

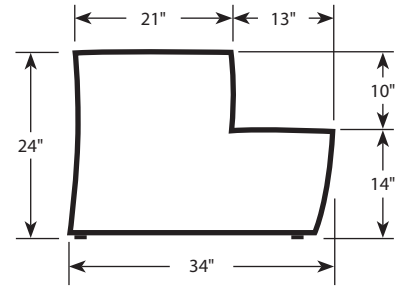
FR	CAL 133 (TB 133) Fire Retardant per yard	\$101	/yd.
MB	Moisture Barrier (up to 60" overall width)	\$141	ea.

FGD	Flat Ganging Device	\$59	
2FO	Two Fabric Option	\$110	

THREE-STEPS DIMENSIONS

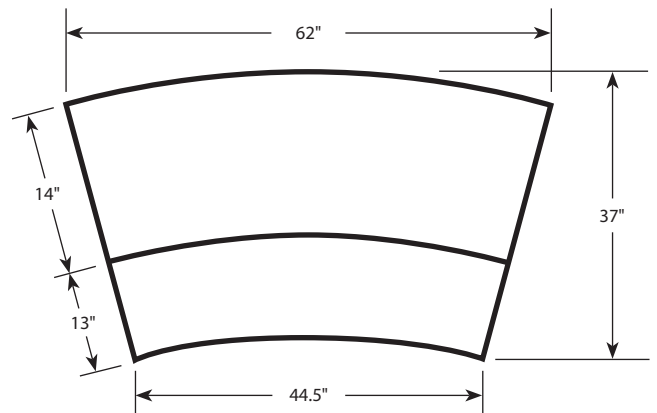
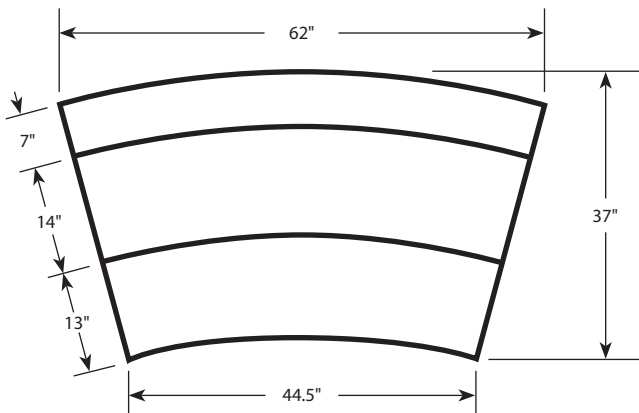
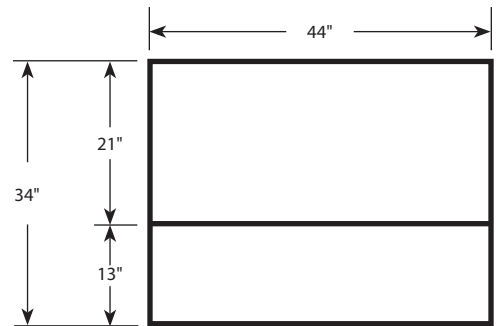
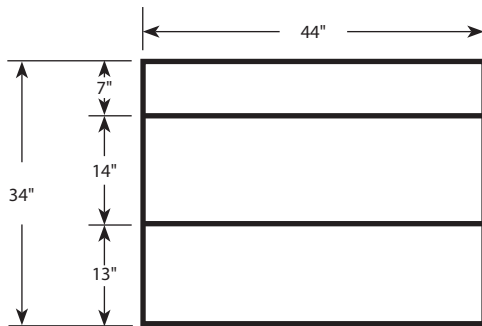


TWO-STEPS DIMENSIONS



Step Unit Note:

Step units are also available with optional flat back, ideal for back-to-back applications



DIMENSIONS	Single Seat Modular	Single Seat Backless	18" Modular Uph. Table
Seat Depth:	17.5"	23"	-
Seat Height:	15"	15"	-
Table Height:	-	-	13"
Overall Depth:	24"	24"	24"
Overall Width:	18"	18"	18"
Overall Height:	28"	15"	14"
Qty./Wt.:	1 ea./75 lbs.	1 ea./90 lbs.	1 ea./110 lbs.




SINGLE SEAT

Laminate Top Note:

Table tops are 3/4" laminate with multi-ply edge

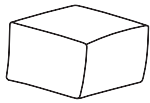
MODEL / DESCRIPTION / LIST PRICING



7380 Single Seat Jr. Size Modular Unit

COM Yardage: Total: 6 Yds. / Back: 2 Yds. / Seat: 1.5 Yds.

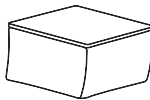
COM	GR1	GR2	GR3	GR4	GR5	GR6	GR7	GR8	GR9	GR10	LEA
\$1019	\$1103	\$1188	\$1286	\$1371	\$1467	\$1565	\$1661	\$1759	\$1855	\$1953	\$2092



7381 Single Seat Jr. Size Backless Modular Unit

COM Yardage: Total: 2.5 Yds. / Top: 1 Yds. / Sides: 1.5 Yds.

COM	GR1	GR2	GR3	GR4	GR5	GR6	GR7	GR8	GR9	GR10	LEA
\$953	\$1038	\$1123	\$1219	\$1304	\$1401	\$1498	\$1595	\$1692	\$1789	\$1886	\$2025



7382-T 18" x 24" Jr. Size Upholstered Modular Table with Laminate Top

COM Yardage: Total: 1.5 Yds.

COM	GR1	GR2	GR3	GR4	GR5	GR6	GR7	GR8	GR9	GR10	LEA
\$1400	\$1484	\$1568	\$1664	\$1748	\$1844	\$1940	\$2037	\$2133	\$2229	\$2325	\$2463

OPTIONS

Add upcharge to list price and code to model number

FR	CAL 133 (TB 133) Fire Retardant per yard	\$101	/yd.
MB	Moisture Barrier (up to 60" overall width)	\$141	ea.

FGD	Flat Ganging Device	\$59	
2FO	Two Fabric Option	\$110	

DIMENSIONS	30° Curve Modular	30° Curve Backless	30° Curve Uph. Table
Seat Depth:	17.5"	23"	-
Seat Height:	15"	15"	-
Table Height:	-	-	13"
Overall Depth:	24"/25"	24"/25"	24"/25"
Overall Width:	25"	25"	25"
Overall Height:	28"	15"	14"
Qty./Wt.:	1 ea./75 lbs.	1 ea./90 lbs.	1 ea./110 lbs.




30° BACKLESS UNIT

Laminate Top Note:

Table tops are 3/4" laminate with multiply edge

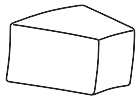
MODEL / DESCRIPTION / LIST PRICING



7383 30° Curve Jr. Size Modular Unit

COM Yardage: Total: 3.5 Yds. / Back: 2 Yds. / Seat: 1.5 Yds.

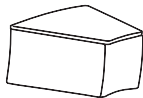
COM	GR1	GR2	GR3	GR4	GR5	GR6	GR7	GR8	GR9	GR10	LEA
\$1427	\$1512	\$1596	\$1693	\$1779	\$1875	\$1973	\$2069	\$2167	\$2263	\$2361	\$2499



7384 30° Curve Jr. Size Backless Modular Unit

COM Yardage: Total: 2.5 Yds. / Top: 1 Yds. / Sides: 1.5 Yds.

COM	GR1	GR2	GR3	GR4	GR5	GR6	GR7	GR8	GR9	GR10	LEA
\$1332	\$1417	\$1503	\$1600	\$1684	\$1782	\$1878	\$1976	\$2072	\$2170	\$2266	\$2405



7385-T 30° Curve Jr. Size Upholstered Modular Table with Laminate Top

COM Yardage: Total: 1.5 Yds.

COM	GR1	GR2	GR3	GR4	GR5	GR6	GR7	GR8	GR9	GR10	LEA
\$1511	\$1595	\$1680	\$1777	\$1862	\$1959	\$2056	\$2153	\$2250	\$2347	\$2444	\$2583

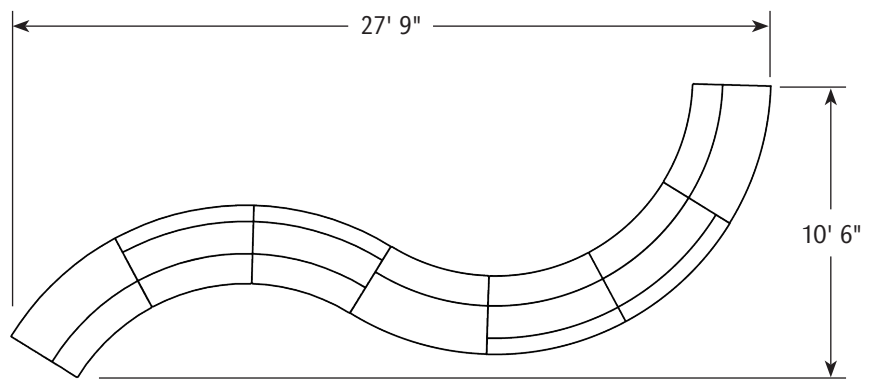
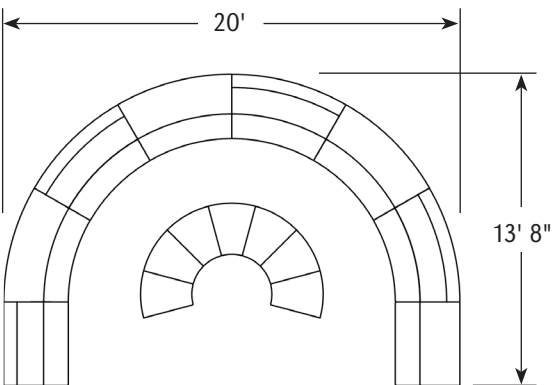
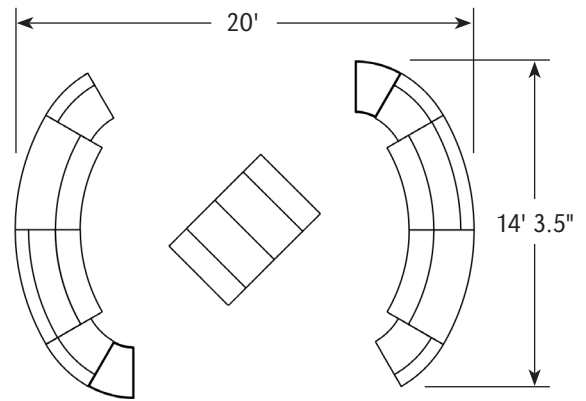
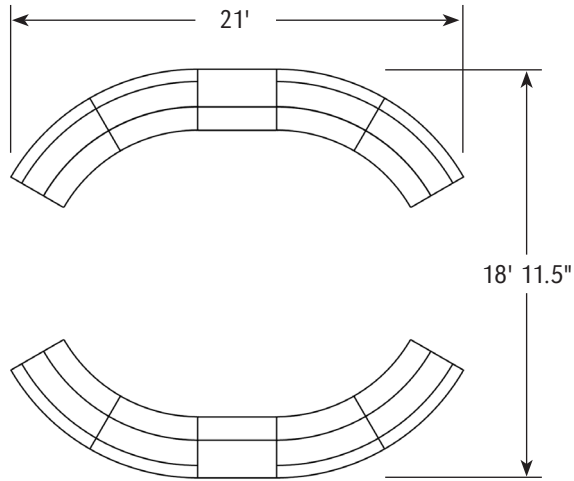
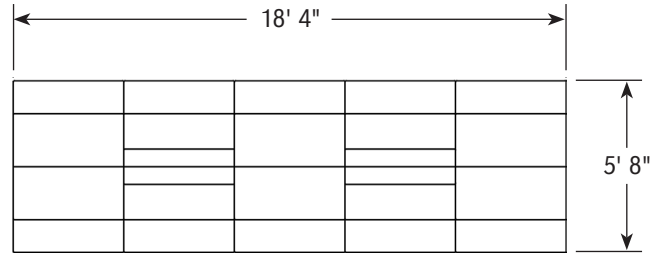
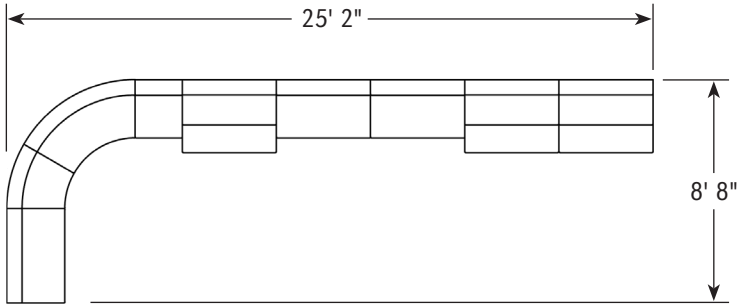
OPTIONS

Add upcharge to list price and code to model number

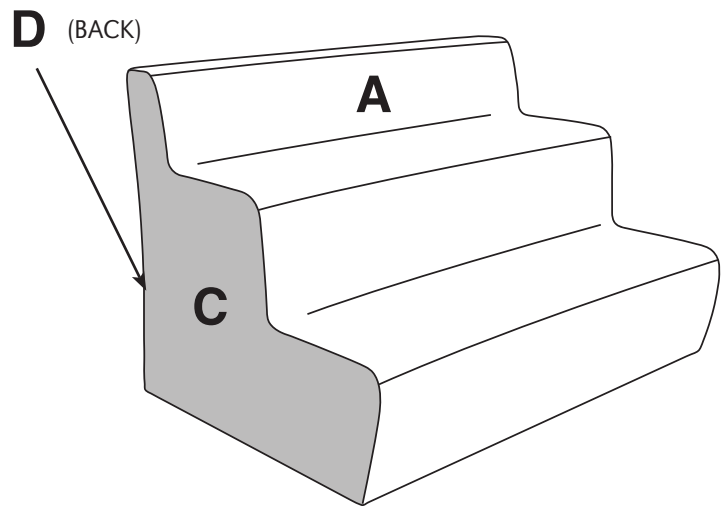
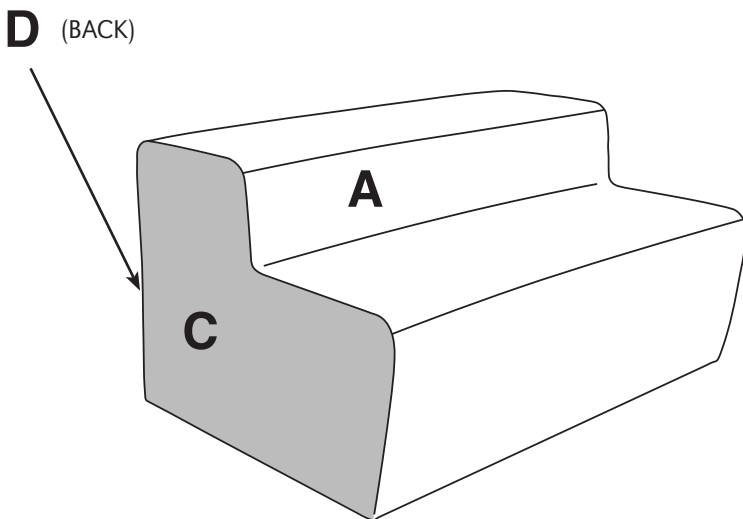
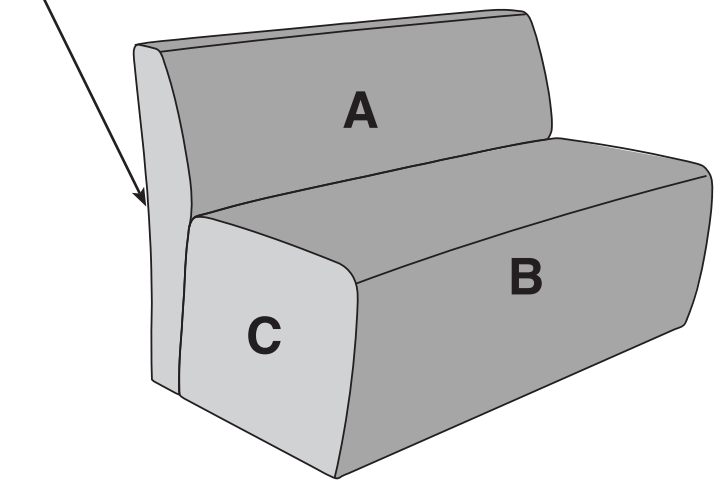
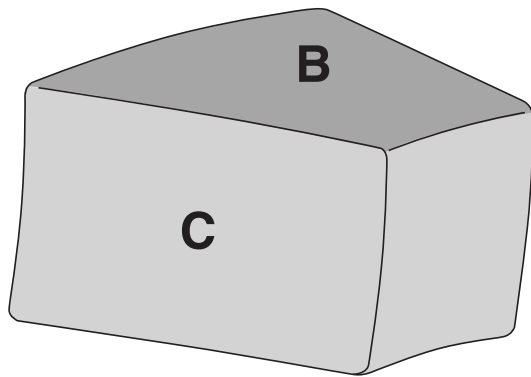
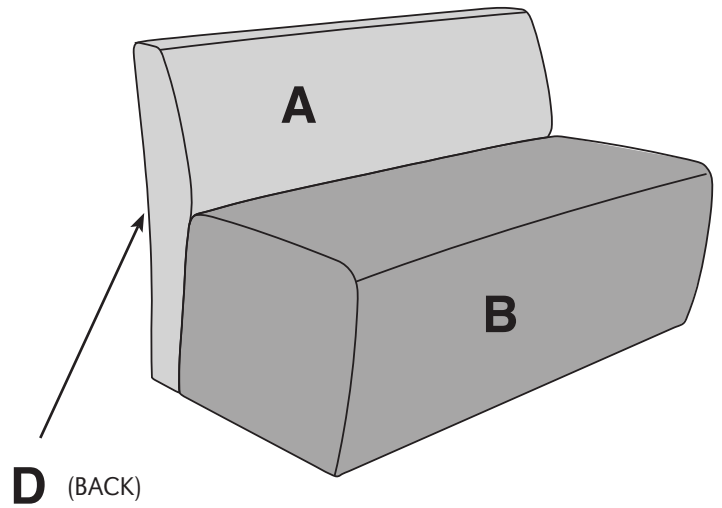
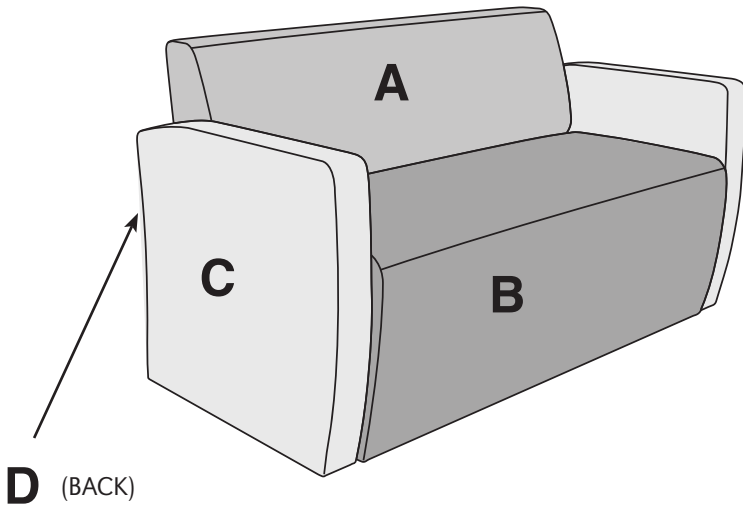
FR	CAL 133 (TB 133) Fire Retardant per yard	\$101	/yd.
MB	Moisture Barrier (up to 60" overall width)	\$141	ea.

FGD	Flat Ganging Device	\$59	
2FO	Two Fabric Option	\$110	

SAMPLE CONFIGURATIONS



FABRIC PLACEMENT



BRIO MULTIPURPOSE CHAIR

The Brio multipurpose chairs are light weight for easy mobility to transform the room quickly • Seat backs are available in either polypropylene, mesh or with upholstered insert. Seats are fully upholstered.



BRIO FLIP WITH METAL ARMS



BRIO POLY BACK

ORDERING INFORMATION

To Order Please Specify:

- 1) Series Name
- 2) Model Number
- 3) Quantity
- 4) Frame Color
- 5) Polypropylene Back Color
- 6) Seat Fabric Grade and Number
- 7) Optional items

BRIO GENERAL SPECIFICATIONS

Seat

- The Brio seat is made of polypropylene and is fully upholstered. Underseat comes with a plastic cover which protects stacking chairs from marks and scratches.
- Back available in polypropylene or upholstered insert

Frame

- 1" diameter steel tubing.
- All frames are sand blasted then powder coated for maximum paint adhesion.

Glides

- Self leveling steel glides on 4-leg chair.

Stacking

- Stack 4 high on the floor up to 6 high on a dolly.

COLORS / FINISHES

Frame Finish Colors:

Standard powder coat colors.

Poly Back:

- Black
- Charcoal

OPTIONS

- CODE: FR - CAL 133 (TB 133) Fire Retardant
- CODE: MBC - Moisture Barrier Chair
- CODE: PC - Polished Chrome (not available on flip)
- CODE: CAS2 - 2" Black Casters
- CODE: AC - Polypropylene Arms, pair
- CODE: GD - Metal Ganging Device for Chairs



UPHOLSTERED SEAT



UPHOLSTERED BACK INSERT



FOLDAWAY GANGING (4 LEG ONLY)



METAL ARMS



CASTERS

CHAIRS	WEIGHT LIMIT
Metal Legs	350 lbs.

DIMENSIONS	Stacking Chair	Stacking Arm Chair
Inside Width:	17"	17"
Seat Depth:	17"	17"
Seat Height:	18.5"	18.5"
Arm Height:	-	27.5"
Overall Depth:	22"	22"
Overall Width:	21.5"	25"
Overall Height:	33"	33"
Qty./Wt. per carton:	3 ea./45 lbs.	3 ea./48 lbs.

Poly Back Colors:

- Black
- Charcoal



BRIO POLY BACK

MODEL / DESCRIPTION / LIST PRICING



5020 Stacking Chair with Upholstered Seat - Polypropylene Back COM Yardage: 0.75 Yard.

COM	GR1	GR2	GR3	GR4	GR5	GR6	GR7	GR8	GR9	GR10	LEA
\$360	\$385	\$401	\$418	\$434	\$453	\$469	\$489	\$508	\$528	\$549	\$650



5020-U Stacking Chair with Upholstered Seat and Back COM Yardage: 0.75 Yard.

COM	GR1	GR2	GR3	GR4	GR5	GR6	GR7	GR8	GR9	GR10	LEA
\$446	\$479	\$497	\$517	\$538	\$559	\$581	\$604	\$628	\$653	\$680	\$803



5021 Stacking Chair - Upholstered Seat w/ Poly Back and Arms COM Yardage: 0.75 Yard.

COM	GR1	GR2	GR3	GR4	GR5	GR6	GR7	GR8	GR9	GR10	LEA
\$415	\$444	\$461	\$481	\$500	\$519	\$541	\$563	\$584	\$608	\$632	\$747



5021-U Stacking Chair - Upholstered Seat and Back w/ Poly Arms COM Yardage: 0.75 Yard.

COM	GR1	GR2	GR3	GR4	GR5	GR6	GR7	GR8	GR9	GR10	LEA
\$501	\$537	\$557	\$579	\$603	\$627	\$652	\$677	\$706	\$733	\$763	\$901

OPTIONS

Add upcharge to list price and code to model number

FR	CAL 133 (TB 133) Fire Retardant - Per Yard	\$101	/yd.
MBC	Moisture Barrier Chair	\$72	ea.
CAS2	2" Black Casters	\$24	ea.

PC	Polished Chrome Finish	\$42	
GD	Metal Ganging Device for Chairs	\$32	per chair

DIMENSIONS	Nesting Chair	Nesting Chair / Poly Arms	Nesting Chair / Metal Arms
Inside Width:	18"	18"	18"
Seat Depth:	17.5"	17.5"	17.5"
Seat Height:	18.5"	18.5"	18.5"
Arm Height:	-	27.5"	26"
Overall Depth:	23"	23"	23"
Overall Width:	25"	25"	25"
Overall Height:	32"	32"	32"
Qty./Wt. per carton:	3 ea./45 lbs.	3 ea./48 lbs.	3 ea./48 lbs.

Poly Back Colors:

- Black
- Charcoal



BRIO FLIP WITH POLY BACK

NO POLISHED CHROME FRAME

MODEL / DESCRIPTION / LIST PRICING



5033 Flip Upholstered Seat / Polypropylene Back w/ Casters

COM Yardage: 0.75 Yard.

COM	GR1	GR2	GR3	GR4	GR5	GR6	GR7	GR8	GR9	GR10	LEA
\$502	\$538	\$559	\$581	\$604	\$628	\$653	\$680	\$707	\$735	\$764	\$903



5033P Flip Upholstered Seat / Polypropylene Back / Poly Arms w/ Casters

COM Yardage: 0.75 Yard.

COM	GR1	GR2	GR3	GR4	GR5	GR6	GR7	GR8	GR9	GR10	LEA
\$563	\$602	\$626	\$651	\$677	\$705	\$733	\$761	\$792	\$824	\$856	\$1012



5033M Flip Upholstered Seat / Polypropylene Back / Metal Arms w/ Casters

COM Yardage: 0.75 Yard.

COM	GR1	GR2	GR3	GR4	GR5	GR6	GR7	GR8	GR9	GR10	LEA
\$705	\$754	\$783	\$815	\$847	\$880	\$917	\$952	\$991	\$1031	\$1071	\$1267

OPTIONS

Add upcharge to list price and code to model number

FR	CAL 133 (TB 133) Fire Retardant - Per Yard	\$101	/yd.	MBC	Moisture Barrier Chair	\$72	ea.
----	--	-------	------	-----	------------------------	------	-----

DIMENSIONS	Nesting Chair	Nesting Chair / Poly Arms	Nesting Chair / Metal Arms
Inside Width:	18"	18"	18"
Seat Depth	17.5"	17.5"	17.5"
Seat Height:	18.5"	18.5"	18.5"
Arm Height:	-	27.5"	26"
Overall Depth:	23"	23"	23"
Overall Width:	25"	25"	25"
Overall Height:	32"	32"	32"
Qty./Wt. per carton:	3 ea./45 lbs.	3 ea./48 lbs.	3 ea./48 lbs.

NO POLISHED CHROME FRAME



BRIO FLIP WITH UPHOLSTERED BACK INSERT

MODEL / DESCRIPTION / LIST PRICING



5042 Flip Upholstered Seat / Upholstered Back Insert w/ Casters											COM Yardage: 0.75 Yard.
COM	GR1	GR2	GR3	GR4	GR5	GR6	GR7	GR8	GR9	GR10	LEA
\$597	\$637	\$664	\$691	\$718	\$747	\$777	\$807	\$840	\$874	\$908	\$1073



5042P Flip Upholstered Seat / Upholstered Back Insert / Poly Arms w/ Casters											COM Yardage: 0.75 Yard.
COM	GR1	GR2	GR3	GR4	GR5	GR6	GR7	GR8	GR9	GR10	LEA
\$657	\$704	\$732	\$760	\$791	\$823	\$855	\$890	\$925	\$962	\$1001	\$1183



5042M Flip Upholstered Seat / Upholstered Back Insert / Metal Arms w/ Casters											COM Yardage: 0.75 Yard.
COM	GR1	GR2	GR3	GR4	GR5	GR6	GR7	GR8	GR9	GR10	LEA
\$799	\$854	\$889	\$924	\$961	\$1000	\$1040	\$1082	\$1125	\$1169	\$1216	\$1437

OPTIONS

Add upcharge to list price and code to model number

FR	CAL 133 (TB 133) Fire Retardant - Per Yard	\$101	/yd.	MBC	Moisture Barrier Chair	\$72	ea.
----	--	-------	------	-----	------------------------	------	-----



BRUNO TABLE OF CONTENTS

Bruno Specifications 2
Bruno Options 3
Bruno Upholstered Back and Seat Pricing 4-5
Bruno Wood Back and Upholstered Seat Pricing 6-7

BRUNO

Bruno chairs and stools are comfortable, versatile and stackable. Bruno comes standard with upholstered back and seat or upholstered seat and wood back. It also comes in five stylish colors and a polished chrome frame.

ORDERING INFORMATION

To Order Please Specify:

- 1) Series Name
- 2) Model Number
- 3) Quantity
- 4) Frame Finish
- 5) Fabric Grade and Number
- 6) Wood Stain Color
- 7) Optional Items

CHAIRS	WEIGHT LIMIT
Standard Seat	350 lbs.
Mid Width	500 lbs.
Bariatric	750 lbs.

BRUNO GENERAL SPECIFICATIONS

4-Leg Frame

- Frame is fully welded. 0.875" dia. 14-gauge steel tubing **finished in polished chrome** with adjustable steel glides installed.

Poly Arms

- Bruno offers stylish and durable color-matched poly arms with optional wood arm caps available.

Upholstery

- Upholstered seats and backs are fully upholstered over a contoured multi-ply wood shell.
- Chair can be upholstered with fabric, crypton, vinyl, leather or approved COM.

Wood Back

- Wood backrest is available for all chair widths in all of our standard transparent wood stain colors.

Stacking

- All Bruno chairs will stack including stools without arms:*
 4-Leg: all seats **ON FLOOR: 4 high**
 Arm Chair: all seats **ON FLOOR: 4 high**
 Barstool: all seats **ON FLOOR: 3 high**

***Stacking quantities listed are estimates at this time.**

POLY ARM COLORS



OPTIONS

- CODE: FR - CAL 133 (TB 133) Fire Retardant
- CODE: MBC - Moisture Barrier Chair
- CODE: SF - Powder Coat Color Frame Finish
- CODE: WAC - Wood Arm Caps
- CODE: 2FO/C - Two Fabrics (Seat and Back)
- CODE: WS - Wall Saver Frame
- CODE: CH - Counter Height Stool
- CODE: SH - Specialty or Custom Height
- CODE: BHG - Handgrip Cutout (Wood Back)
- CODE: BPH - Perforated Holes Cutout (Wood Back)
- CODE: ENG - Laser Engraving Design (Wood Back)



ARM CHAIR WITH TWO FABRICS,
WOOD ARM CAPS AND BLACK
POWDER COAT FRAME FINISH




WALL SAVER FRAME




WOOD ARM CAP DETAIL

WOOD BACK OPTIONS



HAND GRIP CUTOUT



PERFORATED HOLES CUTOUT



LASER ENGRAVING

DIMENSIONS	4-Leg Chair	Mid-width	Bar Stool
Seat Width:	17"	20"	17"
Seat Height:	18"	18"	29.5"
Seat Depth:	18"	18"	18"
Overall Depth:	21"	21"	21"
Overall Width:	19.5"	21"	21"
Overall Height:	32.5"	32.5"	44"
Qty./Wt. per carton:	2 ea./56 lbs.	2 ea./58 lbs.	2 ea./68 lbs.



4 LEG CHAIR

MODEL / DESCRIPTION / LIST PRICING



7460 4-Leg - Upholstered Back and Seat

COM Yardage Total: 1.0 Yds / Back: 0.75 Yds / Seat: 0.75 Yds

COM	GR1	GR2	GR3	GR4	GR5	GR6	GR7	GR8	GR9	GR10	LEA
\$473	\$507	\$526	\$548	\$569	\$592	\$616	\$639	\$667	\$693	\$720	\$852



7460MID 4-Leg Mid Width - Upholstered Back and Seat

COM Yardage Total: 1.5 Yds / Back: 0.75 Yds / Seat: 0.75 Yds

COM	GR1	GR2	GR3	GR4	GR5	GR6	GR7	GR8	GR9	GR10	LEA
\$588	\$628	\$653	\$680	\$708	\$735	\$765	\$795	\$827	\$861	\$896	\$1057



7466 4-Leg Barstool - Upholstered Back and Seat

COM Yardage Total: 1.0 Yds / Back: 0.75 Yds / Seat: 0.75 Yds

COM	GR1	GR2	GR3	GR4	GR5	GR6	GR7	GR8	GR9	GR10	LEA
\$665	\$712	\$740	\$770	\$801	\$832	\$866	\$901	\$937	\$974	\$1013	\$1198

Note: Please specify frame end caps and underseat plastic colors (Mid Width will not have an underseat).

OPTIONS

Add upcharge to list price and code to model number

FR	CAL 133 (TB 133) Fire Retardant per yard	\$101	/yd.
MBC	Moisture Barrier Chair	\$72	ea.
SF	Powder Coat Color Finish - Chair	\$42	
SF	Powder Coat Color Finish - Stool	\$65	
WS	Wall Saver Frame	\$42	

CH	Counter Height Stool	\$32	
SH	Specialty Height Chair or Stool	\$32	
2FO/C	Two Fabrics (Seat and Back)	\$55	

DIMENSIONS	Arm Chair	Mid-width	Bariatric	Bar Stool / Arms
Inside Width:	17"	20"	24"	17"
Seat Height:	18"	18"	18"	29.5"
Seat Depth:	18"	18"	18"	18"
Arm Height:	26"	26"	26"	37.5"
Overall Depth:	21"	21"	21"	21"
Overall Width:	23"	25.5"	29.5"	23"
Overall Height:	32.5"	32.5"	32.5"	44"
Qty./Wt. per carton:	2 ea./56 lbs.	2 ea./58 lbs.	2 ea./62 lbs.	2 ea./68 lbs.



ARM CHAIR

MODEL / DESCRIPTION / LIST PRICING



7462 Arm Chair - Upholstered Back and Seat

COM Yardage Total: 1.0 Yds / Back: 0.75 Yds / Seat: 0.75 Yds

COM	GR1	GR2	GR3	GR4	GR5	GR6	GR7	GR8	GR9	GR10	LEA
\$521	\$557	\$580	\$603	\$627	\$652	\$679	\$707	\$734	\$764	\$794	\$938



7462MID Mid Width Arm Chair - Upholstered Back and Seat

COM Yardage Total: 1.5 Yds / Back: 0.75 Yds / Seat: 0.75 Yds

COM	GR1	GR2	GR3	GR4	GR5	GR6	GR7	GR8	GR9	GR10	LEA
\$635	\$680	\$708	\$735	\$765	\$795	\$827	\$861	\$896	\$931	\$968	\$1143



7464 Bariatric Arm Chair - Upholstered Back and Seat

COM Yardage Total: 2.25 Yds / Back: 1.25 Yds / Seat: 1.0 Yds

COM	GR1	GR2	GR3	GR4	GR5	GR6	GR7	GR8	GR9	GR10	LEA
\$949	\$1015	\$1056	\$1097	\$1142	\$1189	\$1235	\$1285	\$1336	\$1390	\$1445	\$1708



7468 Barstool with Arms - Upholstered Back and Seat

COM Yardage Total: 1.0 Yds / Back: 0.75 Yds / Seat: 0.75 Yds

COM	GR1	GR2	GR3	GR4	GR5	GR6	GR7	GR8	GR9	GR10	LEA
\$737	\$790	\$820	\$854	\$888	\$924	\$960	\$999	\$1040	\$1080	\$1124	\$1328

Note: Please specify arm and underseat plastic colors (Mid Width and Bariatric will not have an underseat).

OPTIONS

Add upcharge to list price and code to model number

FR	CAL 133 (TB 133) Fire Retardant per yard	\$101	/yd.
MBC	Moisture Barrier Chair	\$72	ea.
SF	Powder Coat Color Finish - Chair	\$42	
SF	Powder Coat Color Finish - Stool	\$65	
WS	Wall Saver Frame	\$42	

CH	Counter Height Stool	\$32	
SH	Specialty Height Chair or Stool	\$32	
WAC	Wood Arm Caps	\$198	/pair
2FO/C	Two Fabrics (Seat and Back)	\$55	

DIMENSIONS	4-Leg Chair	Mid-width	Bar Stool
Seat Width:	17"	20"	17"
Seat Height:	18"	18"	29.5"
Seat Depth:	18"	18"	18"
Overall Depth:	21"	21"	21"
Overall Width:	19.5"	21"	21"
Overall Height:	32.5"	32.5"	44"
Qty./Wt. per carton:	2 ea./56 lbs.	2 ea./58 lbs.	2 ea./68 lbs.



4 LEG CHAIR

MODEL / DESCRIPTION / LIST PRICING



7470 4-Legs - Wood Back / Upholstered Seat

COM Yardage: 0.75 Yards

COM	GR1	GR2	GR3	GR4	GR5	GR6	GR7	GR8	GR9	GR10	LEA
\$527	\$565	\$588	\$610	\$634	\$660	\$686	\$713	\$742	\$772	\$803	\$949



7470MID 4-Leg Mid Width - Wood Back / Upholstered Seat

COM Yardage: 0.75 Yards

COM	GR1	GR2	GR3	GR4	GR5	GR6	GR7	GR8	GR9	GR10	LEA
\$695	\$744	\$773	\$804	\$838	\$872	\$905	\$941	\$980	\$1019	\$1059	\$1252



7476 4-Leg Barstool - Wood Back / Upholstered Seat

COM Yardage: 0.75 Yards

COM	GR1	GR2	GR3	GR4	GR5	GR6	GR7	GR8	GR9	GR10	LEA
\$773	\$827	\$862	\$896	\$931	\$968	\$1007	\$1047	\$1090	\$1132	\$1178	\$1392

Note: Please specify end caps and underseat plastic colors (Mid Width will not have an underseat).

OPTIONS

Add upcharge to list price and code to model number

FR	CAL 133 (TB 133) Fire Retardant per yard	\$101	/yd.
MBC	Moisture Barrier Chair	\$72	ea.
SF	Powder Coat Color Finish - Chair	\$42	
SF	Powder Coat Color Finish - Stool	\$65	
WS	Wall Saver Frame	\$42	
CH	Counter Height Stool	\$32	

SH	Specialty Height Chair or Stool	\$32	
BHG	Bruno Hand Grip Cutout Design	\$54	
BPH	Bruno Perforated Hole Cutout Design	\$65	
ENG	Laser Engraving Back Design*	\$95	

*One time setup fee of \$260. Minimum 12 chairs (of same design and series)



ARM CHAIR

DIMENSIONS	Arm Chair	Mid-width	Bariatric	Bar Stool / Arms
Inside Width:	17"	20"	24"	17"
Seat Height:	18"	18"	18"	29.5"
Seat Depth:	18"	18"	18"	18"
Arm Height:	26"	26"	26"	37.5"
Overall Depth:	21"	21"	21"	21"
Overall Width:	23"	25.5"	29.5"	23"
Overall Height:	32.5"	32.5"	32.5"	44"
Qty./Wt. per carton:	2 ea./56 lbs.	2 ea./58 lbs.	2 ea./62 lbs.	2 ea./68 lbs.

MODEL / DESCRIPTION / LIST PRICING



7472 Arm Chair - Wood Back / Upholstered Seat

COM Yardage: 0.75 Yards

COM	GR1	GR2	GR3	GR4	GR5	GR6	GR7	GR8	GR9	GR10	LEA
\$575	\$616	\$639	\$665	\$693	\$720	\$749	\$780	\$810	\$842	\$876	\$1035



7472MID Mid Width Arm Chair - Wood Back / Upholstered Seat

COM Yardage: 0.75 Yards

COM	GR1	GR2	GR3	GR4	GR5	GR6	GR7	GR8	GR9	GR10	LEA
\$743	\$795	\$827	\$861	\$896	\$931	\$968	\$1007	\$1047	\$1089	\$1132	\$1338



7474 Bariatric Arm Chair - Wood Back / Upholstered Seat

COM Yardage: 1.0 Yards

COM	GR1	GR2	GR3	GR4	GR5	GR6	GR7	GR8	GR9	GR10	LEA
\$1033	\$1105	\$1150	\$1196	\$1244	\$1294	\$1345	\$1398	\$1454	\$1512	\$1574	\$1860



7478 Barstool with Arms - Wood Back / Upholstered Seat

COM Yardage: 0.75 Yards

COM	GR1	GR2	GR3	GR4	GR5	GR6	GR7	GR8	GR9	GR10	LEA
\$845	\$904	\$940	\$980	\$1017	\$1058	\$1100	\$1145	\$1191	\$1238	\$1287	\$1523

Note: Please specify arms and underseat plastic colors (Mid Width and Bariatric will not have an underseat).

OPTIONS

Add upcharge to list price and code to model number

FR	CAL 133 (TB 133) Fire Retardant per yard	\$101	/yd.
MBC	Moisture Barrier Chair	\$72	ea.
SF	Powder Coat Color Finish - Chair	\$42	
SF	Powder Coat Color Finish - Stool	\$65	
WS	Wall Saver Frame	\$42	
CH	Counter Height Stool	\$32	

SH	Specialty Height Chair or Stool	\$32	
WAC	Wood Arm Caps	\$198	/pair
BHG	Bruno Hand Grip Cutout Design	\$54	
BPH	Bruno Perforated Hole Cutout Design	\$65	
ENG	Laser Engraving Back Design*	\$95	

*One time setup fee of \$260. Minimum 12 chairs (of same design and series)




BURTON TABLE OF CONTENTS


Burton Lounge.....	2
Burton Occasional Table.....	5

BURTON

The Burton collection offers lounge seating with a contoured seat and back, as well as complementary tables. The single lounge seats have two different back designs, either open or closed, and the double seat showcases the open back. They can be set back-to-back, or laid out in any configuration. Great for a lobby or lounge area, the Burton collection sits on a contemporary steel tube sled base, to complete the look.



OPEN LOOP BACK



CLOSED LOOP BACK

ORDERING INFORMATION

To Order Please Specify:

- 1) Series Name
- 2) Model Number
- 3) Quantity
- 4) Fabric Grade & Number
- 5) Sled Base Metal Finish
- 6) Optional Items

BURTON GENERAL SPECIFICATIONS

Seat and Back Frame Construction

Frame assembly is constructed of multi-ply hardwood, with tongue and groove construction. All foam is fully bonded to frame. Seat cushions are 3" graded high resiliency (H.R.) block foam with 3" H.R. foam seat back, covered entirely with special bonded polyester fiber to protect final upholstery. No sag-springs are installed in seat & back along with interlocking helicoil springs to prevent sagging and provide additional lower back and seat support.

Upholstery

Seat and back are covered in choice of fabric, vinyl, crypton, leather or COM. ERG uses only water based glues and adhesives in our upholstery process. Contrasting fabrics are available.

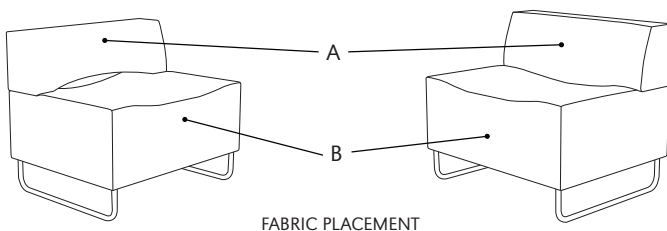
Sled Base

Sled Base is constructed of fully welded .875" diameter, 14-gauge steel tubing with hand brazed welds.

Glides

Factory installed poly glides.

SOFT SEATING	WEIGHT LIMIT
1 Seat	500 lbs.



COLORS / FINISHES

Metal Finish Colors:

Sled Base:

Standard powder coat colors available. Polished chrome optional.

OPTIONS

- CODE: FR - CAL 133 (TB 133) Fire Retardant
- CODE: MB - Moisture Barrier (up to 60" overall width)
- CODE: MB60 - Moisture Barrier (over 60" width)
- CODE: 2FO - 2 Fabric Option. When seat and base are upholstered in two different fabrics of your choice
- CODE: PC - Polished Chrome - Sled Base
- CODE: GD1 - Ratchet Ganging Device for Soft Seating
- CODE: TABF() - Fixed Post Tablet Arm
- CODE: BCT - Laminate Center Table (Two Seat Unit Only)
- CODE: SST - Solid Surface Top for Tablet Arms
- CODE: LAM5 - Non-standard laminate for 5 or less tablets see options for upcharge
- CODE: SS5 - Non-standard Solid Surface top for 5 or less tablets

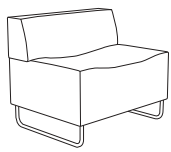


BURTON OPTIONAL LAMINATE CENTER TABLE

DIMENSIONS	Open/Closed Loop Back
Seat Width:	35"
Seat Depth:	19"
Seat Height:	18.5"
Back Height:	31"
Overall Width:	35"
Overall Depth:	28"
Qty./Wt.:	1 ea./110 lbs.



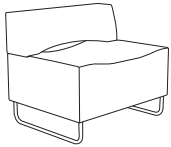
MODEL / DESCRIPTION / LIST PRICING



4091 Lounge - Closed Loop Back

COM Yardage: 5 Yds. / Back: 2 Yds. / Seat: 3 Yds.

COM	GR1	GR2	GR3	GR4	GR5	GR6	GR7	GR8	GR9	GR10	LEA
\$2702	\$2891	\$3007	\$3127	\$3252	\$3382	\$3518	\$3659	\$3805	\$3957	\$4115	\$4864



4092 Lounge - Open Loop Back

COM Yardage: 5 Yds. / Back: 2 Yds. / Seat: 3 Yds.

COM	GR1	GR2	GR3	GR4	GR5	GR6	GR7	GR8	GR9	GR10	LEA
\$2831	\$3030	\$3151	\$3276	\$3407	\$3543	\$3685	\$3832	\$3985	\$4144	\$4311	\$5095

TABLET SHAPES

Three Tablet Shapes::

Choose from the three shapes shown and specify; A, B or C and left or right (outside tablet) when ordering.

Example: TABF-(A) Left - this would be a fixed shape A tablet on the left side (when seated).

Laminate Top:

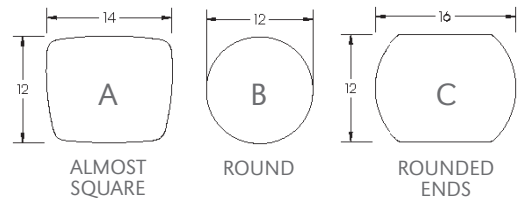
Tablet orders of 5 or less have 4 standard laminate colors:

- Wilsonart Black 1595-60
- Wilsonart Montana Walnut 7110K-78
- Formica Brite White 459-58
- Nevamar Silver Alu Metalx MXT003

Solid Surface Top:

Tablet orders of 5 or less have 4 standard Corian colors:

- Bone
- Bronzite
- Glacier White
- Silver Grey



OPTIONS

Add upcharge to list price and code to model number

FR	CAL 133 (TB 133) Fire Retardant per yard	\$101	/yd.
MB	Moisture Barrier (up to 60" overall width)	\$141	ea.
2FO	Two fabric option	\$110	
PC	Polished Chrome - Sled Base	\$76	
GD1	Ratchet Ganging Device for Soft Seating	\$58	

TABF(-)	Fixed Post Tablet (specify A, B or C, left or right side)	\$416	
SST	Solid Surface Tablet Arm - add to tablet option	\$141	
LAM5	Non-standard laminate (5 tablets or less)	\$281	ea. tablet
SS5	Non-standard Solid Surface (5 tablets or less)	Call For Quote	

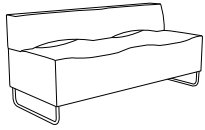
DIMENSIONS	Open Loop Back Two Seat Lounge
Seat Width:	35"
Seat Depth:	19"
Seat Height:	18.5"
Back Height:	31"
Overall Width:	66"
Overall Depth:	28"
Qty./Wt.:	1 ea./190 lbs.



Center Table Note:

- Tops are 3/4" laminate with edge 4B multi-ply exposed core
- Solid surface tables will be 1/2" thick.

MODEL / DESCRIPTION / LIST PRICING



4094 Two Seat Lounge - Open Loop Back

COM Yardage: 9 Yds. / Back: 3 Yds. / Seat: 6 Yds.

COM	GR1	GR2	GR3	GR4	GR5	GR6	GR7	GR8	GR9	GR10	LEA
\$4671	\$4889	\$5087	\$5284	\$5487	\$5685	\$5882	\$6080	\$6277	\$6475	\$6673	\$7000

CENTER TABLE

Two Seat Lounge Optional Table (code: BCT):

8" wide laminate table with exposed multi-ply edge, affixed in the center of the two seat lounge.

Laminate Top:

Table orders of 5 or less offer 4 standard laminate colors:

- Wilsonart Black 1595-60
- Wilsonart Montana Walnut 7110K-78
- Formica Brite White 459-58
- Nevamar Silver Alu Metalx MXT003

Solid Surface Top:

Table orders of 5 or less offer 4 standard Corian colors:

- Bone
- Bronzite
- Glacier White
- Silver Grey



8" WIDE CENTER TABLE

OPTIONS

Add upcharge to list price and code to model number

FR	CAL 133 (TB 133) Fire Retardant per yard	\$101	/yd.
MB60	Moisture Barrier (over 60" overall width)	\$225	ea.
2FO	Two fabric option	\$110	
PC	Polished Chrome - Sled Base	\$76	
GD1	Ratchet Ganging Device for Soft Seating	\$58	

BCT	Laminate Center Table	\$451	
SST	Solid Surface Table - add to center table option	\$141	
LAM5	Non-standard laminate (5 tables or less)	\$281	ea. table
SS5	Non-standard Solid Surface (5 tables or less)	Call For Quote	

BURTON OCCASIONAL TABLE

Burton Occasional Tables feature laminate covered top and sides. Metal sled base legs finished in your choice of powder coat paint colors or optional polished chrome.



27" X 30" COFFEE TABLE



27" X 48" COFFEE TABLE

ORDERING INFORMATION

- | | |
|-----------------|--------------------------------|
| 1) Series Name | 4) Powder Coat Leg Color |
| 2) Model Number | 5) Laminate / Veneer Selection |
| 3) Quantity | 6) Optional Items |

BURTON SPECIFICATIONS

Table

Table core is CARB Phase I & Phase II Compliant. Laminate and Veneer backing are glued with water based adhesives.

Laminate Selections

ERG offers over 1000 standard laminate choices from Nevamar, Wilsonart, Formica and Pionite. Solid Surface Corian overlay top tables will be quoted upon request.

Sled Base

Sled Base is constructed of fully welded .875" diameter, 14-gauge steel tubing with hand brazed welds. Finished in your choice of standard powder coat paint color.

OPTIONS

- CODE: PC - Polished Chrome Legs- sled base



OPTIONAL POLISHED CHROME LEGS



POWER / DATA AVAILABLE

Note: Factory installed power/data available, see Accessories online under the 'Products' tab.

BURTON OCCASIONAL TABLES

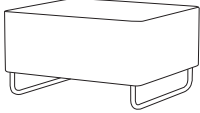
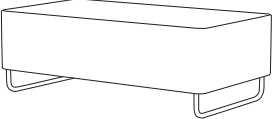


27" X 48" COFFEE TABLE



27" X 30" COFFEE TABLE

MODEL / DESCRIPTION / LIST PRICING

	Model Number	Model Description	Table Top Size	Table Height	Table Top Shape	Shipping Weight	LAMINATE	WOOD VENEER
	BUR2730	Occasional	27"x30"	17"	rectangle with radius corners	35 lbs	\$1522	\$1826
	BUR2748	Occasional	27"x48"	17"	rectangle with radius corners	40 lbs	\$2053	\$2463


OPTIONS

Add upcharge to list price and code to model number

PC	Polished Chrome - Sled Base	\$76
----	-----------------------------	------

CABANA OCCASIONAL TABLE

Cabana Occasional Tables are covered top and sides with high pressure laminate, or choose optional 2 different colors. Metal legs are 3" tall x 2" diameter with factory installed poly vinyl glides.



CABANA RECTANGLE



CABANA ROUND

ORDERING INFORMATION

- | | |
|--------------------------|--------------------------------|
| 1) Series Name | 5) Laminate / Veneer Selection |
| 2) Model Number | 6) Optional 2nd Laminate |
| 3) Quantity | 7) Optional Items |
| 4) Powder Coat Leg Color | |

CABANA SPECIFICATIONS

Table

Table core is CARB Phase I & Phase II Compliant. Laminate, wood veneer and phenolic backing are glued with water based adhesives.

Table Tops

ERG offers over 1000 standard laminate choices from Nevamar, Wilsonart, Formica and Pionite. Wood veneer in transparent stain colors and custom stain matching are also available. Solid Surface, 3Form Chroma and stone table tops will be quoted upon request.

Note: Some sizes and diameters are approximate, if using an existing solid surface or other top, please call for exact specs before ordering.

Metal Legs

Legs are of 2" diameter 3" tall, round steel tubing. Legs are sandblasted prior to final powder coating in your choice of standard powder coat colors. Legs have a factory installed poly vinyl glide.

Note: Factory installed power/data available, See accessories online under the 'Products' tab.

OPTIONS


- CODE: 2LC - 2 color laminate choices
- CODE: PC - Polished Chrome Legs
- CODE: WOD - Wood Legs.
- TABLE ACCESSORIES - Wire Management, Power & Communication Options - See accessories online under the 'Products' tab



ELECTRICAL / DATA



CABANA OVAL TABLE





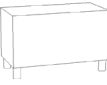


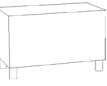

CABANA CORNER TABLE



Applies to:
CAB18D
CAB24D
CAB18S
CAB24S

MODEL / DESCRIPTION / LIST PRICING

CABANA OCCASIONAL TABLES

	Model Number	Model Description	Table Top Size	Table Height	Table Shape	Shipping Weight	LAMINATE	WOOD VENEER
	CAB18D	Occasional	18" dia.	17"	round	40 lbs.	\$1195	\$1527
	CAB24D	Occasional	24" dia.	17"	round	50 lbs.	\$1407	\$2080
	CAB30D	Occasional	30" dia.	17"	round	60 lbs.	\$1710	\$2135
	CAB36D	Occasional	36" dia.	17"	round	80 lbs.	\$1862	\$2323
	CAB42D	Occasional	42" dia.	17"	round	90 lbs.	\$2170	\$2978
	CAB1426	Occasional	14" x 26"	16"	rectangular	40 lbs.	\$1516	\$1969
	CAB1826	Occasional	18" x 26"	16"	rectangular	45 lbs.	\$1541	\$2003
	CAB1726-O	Occasional	17" x 26"	17"	oval	45 lbs.	\$2360	\$3122
	CAB2234-O	Occasional	22" x 34"	17"	oval	60 lbs.	\$2540	\$3492
	CAB18S	Occasional	18" x 18"	17"	square	50 lbs.	\$1298	\$1685
	CAB24S	Occasional	24" x 24"	17"	square	60 lbs.	\$1440	\$1870
	CAB27S	Occasional	27" x 27"	17"	square	63 lbs.	\$1573	\$2045
	CAB30S	Occasional	30" x 30"	17"	square	65 lbs.	\$1706	\$2219
	CAB36S	Occasional	36" x 36"	17"	square	90 lbs.	\$2146	\$2886
	CAB2448	Occasional	24" x 48"	17"	rectangular	85 lbs.	\$2267	\$2947
	CAB3232	Occasional	32" x 32"	16"	square	85 lbs.	\$1987	\$2582

OPTIONS

Add upcharge to list price and code to model number

2LC	2 Color Laminate option	\$197	
PC	Polished Chrome legs	\$29	ea.

STH	Special Table Height	\$169	
WOD	Wood Legs	\$27	ea.



CAPRI OCCASIONAL TABLE

Capri is the perfect portable tablet for many environments, including healthcare. Laminate tablet top mounted to two different solid steel base choices with 1.25" dia. steel tubing.



CAP105 LAMINATE TOP WITH EXPOSED MULTI-PLY EDGE



CAP103 LAMINATE TOP WITH EXPOSED MULTI-PLY EDGE

ORDERING INFORMATION

- | | |
|-----------------|------------------|
| 1) Series Name | 4) Frame Finish |
| 2) Model Number | 5) Top Selection |
| 3) Quantity | |

CAPRI SPECIFICATIONS

Table Tops

Table tops offered for the Capri include 0.75" Laminate/Veneer with exposed multi-ply edge or 0.5" Solid Surface.

Frame

The Capri features a fully welded 1.25" dia. steel tube column with a solid steel base. Base is available in two shapes - rectangle and rounded ends.

Glides

Factory installed black vinyl glides.

TABLE SHAPES

3 Table Shapes for each base:

Tables are available in 6 shapes (3 per base). See dimensions on following pages for all table top sizes

COLORS / FINISHES

Base:

Available in standard powder coat colors.

Veneer

Maple veneer top with exposed multi-ply edge in standard transparent wood stain colors.

Laminate

Standard laminate top with exposed multi-ply edge available in:
Wilsonart Black 1595-60
Formica Brite White 459-58
Nevamar Silver Alu Metalx MXT003
Wilsonart Montana Walnut 7110K-78

Solid Surface

Stock solid surface top is available in:
Corian Bone, Bronzite, Glacier White, and Silver Grey.

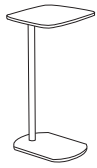
Other Laminates and surfaces available with minimum quantities.

OPTIONS

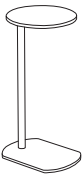
- CODE: LAM5 - Non-standard laminate for 5 or less tablets see options for upcharge
- CODE: SS5 - Non-standard Solid Surface top for 5 or less tablets



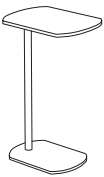
MODEL / DESCRIPTION / LIST PRICING



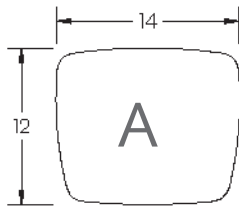
Model Number	Model Description	Tablet Shape	Table Height	Shipping Weight	MULTI-PLY LAMINATE TOP	VENEER TOP	SOLID SURFACE TOP
CAP101	Occasional	Almost Square (A)	26"	28 lbs.	\$768	\$850	\$1322



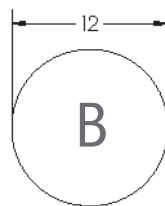
CAP102	Occasional	Round (B)	26"	28 lbs.	\$768	\$850	\$1322
---------------	------------	-----------	-----	---------	-------	-------	--------



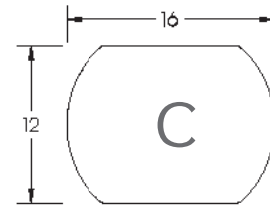
CAP103	Occasional	Rounded Ends (C)	26"	28 lbs.	\$768	\$850	\$1322
---------------	------------	------------------	-----	---------	-------	-------	--------



A
ALMOST SQUARE



B
ROUND



C
ROUNDED ENDS

OPTIONS

Add upcharge to list price and code to model number

LAM5	Non-standard laminate (5 tablets or less)	\$281	ea. tablet	SS5	Non-standard Solid Surface (5 tablets or less)	Call For Quote
------	---	-------	------------	-----	--	----------------



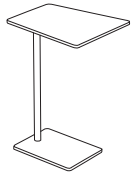
MODEL / DESCRIPTION / LIST PRICING



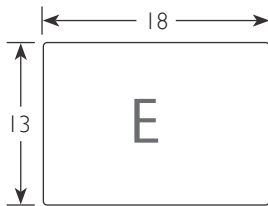
Model Number	Model Description	Tablet Shape	Table Height	Shipping Weight	MULTI-PLY LAMINATE TOP	VENEER TOP	SOLID SURFACE TOP
CAP104	Occasional	Rectangle (E)	26"	28 lbs.	\$684	\$789	\$1448



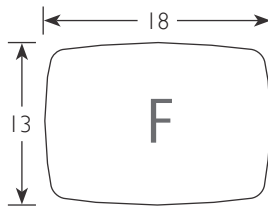
CAP105	Occasional	Almost Rectangle (F)	26"	28 lbs.	\$709	\$817	\$1518
---------------	------------	----------------------	-----	---------	-------	-------	--------



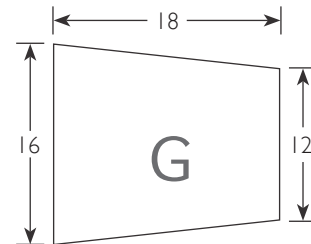
CAP106	Occasional	Trapezoid (G)	26"	28 lbs.	\$726	\$826	\$1565
---------------	------------	---------------	-----	---------	-------	-------	--------



RECTANGLE



ALMOST RECTANGLE



TRAPEZOID

OPTIONS

Add upcharge to list price and code to model number

LAM5	Non-standard laminate (5 tablets or less)	\$281	ea. tablet	SS5	Non-standard Solid Surface (5 tablets or less)	Call For Quote
------	---	-------	------------	-----	--	----------------

CARLTON

The Carlton collection encompasses four shells, the Guest chair, the Mid-Back, the High-Back and the Demi-back Barstool. They offer a fully upholstered shell and seat, and features an added seat cushion for extra softness and comfort. This collection suits a wide range of applications, from Office and Lobby seating, to a collaborative meeting at a high table. This collection has an extensive array of bases to fit any designed space.



GUEST CHAIR
4 LEG



MID-BACK
HIGH FIVE GLIDE SWIVEL



HIGH BACK
CROSS SLED



BARSTOOL
4 LEG

ORDERING INFORMATION

To Order Please Specify:

- 1) Series Name
- 2) Model Number
- 3) Quantity
- 4) Fabric Grade & Number
- 5) Base Finish
- 6) Optional Items

SOFT SEATING	WEIGHT LIMIT
1 Seat	500 lbs.

STANDARD BASE FINISHES

- 4 Leg:** Polished Chrome
- 4-Star base:** Polished Chrome Only
- High Five Glide Swivel:** Polished Chrome
- 5-Star Swivel Casters:** Polished Aluminum
- Cross Sled Wire Frame:** Polished Chrome
- Wood Legs:** Standard Water-Based Wood Stain Colors
- 4 Leg Barstool:** Polished Chrome

OPTIONAL BASE FINISHES

- 4 Leg:** Powder Coat
- High Five Glide Swivel:** Powder Coat
- Cross Sled Wire Frame:** Powder Coat
- 4 Leg Barstool:** PowderCoat

CARLTON GENERAL SPECIFICATIONS

Upholstery / Foam

2" thick high resiliency foam with a 2" seat cushion with flexible webbing installed for added support and soft sit.

Graded-In & COM Fabric Testing

Due to the complexity of the upholstery process, please submit your Graded-in/COM for testing. A 10"x10" sample is required. **ALL FABRIC MUST BE PRE APPROVED.** Please see Approved Fabrics link under product webpage images.

Base Details

4 Leg: Frames are fully welded 14-gauge, 1" diameter tubular steel with steel glides.

4 Star Steel Base: Auto return steel construction with fixed seat height with adjustable steel glides.

High Five Glide Swivel: 360° swivel, brushed stainless steel construction with fixed seat height and plastic glides.

5-Star Swivel Casters: 360° swivel, polished aluminum construction with adjustable seat height on black casters.

Cross Sled Wire Frame: .50" diameter, cold roll steel continuous solid rod with plastic glides.

Wood Legs: 1.75" diameter Beech wood legs, tapered down to 1.5" diameter with plastic glides. Wood legs attached with powder coated steel plate in black.

Barstool: .75" diameter, 16 gauge steel tubing with hand brazed welds.

OPTIONS

- CODE: FR - CAL 133 (TB 133) Fire Retardant
- CODE: MB - Moisture Barrier (up to 60" overall width)
- CODE: SF - Powder Coat Paint Color
- CODE: 2FO - 2 Fabric Option - when seat and back are upholstered in two different fabrics of your choice
- CODE: CH - Counter Height (24" seat height)
- CODE: SH - Special Height (any custom height)

DIMENSIONS	4 Leg Base	4-Star Base	Cross Sled Wire Frame	5-Star Base
Seat Height:	17.25"	17.75"	17"	17-19"
Seat Width:	18"	18"	18"	18"
Seat Depth:	17"	17"	17"	17"
Overall Height:	33.5"	33.5"	34.5"	33-35"
Overall Width:	24.5"	24.5"	24.5"	24.5"
Overall Depth:	22.5"	22.5"	22.5"	22.5"
Qty./Wt.:	1 ea./28 lbs.	1 ea./30 lbs.	1 ea./26 lbs.	1 ea./32 lbs.



GUEST CHAIR
4 LEG



GUEST CHAIR
5-STAR SWIVEL CASTERS

MODEL / DESCRIPTION / LIST PRICING



8710 4 Legs

COM Yardage: 2.75 Yds. / Back: 2 Yds. / Seat: 0.75 Yd.

COM	GR1	GR2	GR3	GR4	GR5	GR6	GR7	GR8	GR9	GR10	LEA
\$1003	\$1081	\$1159	\$1237	\$1321	\$1405	\$1489	\$1574	\$1659	\$1742	\$1826	\$2084



8712 4 Star Steel Swivel Base in Polished Chrome Only

COM Yardage: 2.75 Yds. / Back: 2 Yds. / Seat: 0.75 Yd.

COM	GR1	GR2	GR3	GR4	GR5	GR6	GR7	GR8	GR9	GR10	LEA
\$1024	\$1102	\$1180	\$1259	\$1343	\$1426	\$1511	\$1595	\$1680	\$1763	\$1848	\$2106



8714 Cross Sled Wire Frame

COM Yardage: 2.75 Yds. / Back: 2 Yds. / Seat: 0.75 Yd.

COM	GR1	GR2	GR3	GR4	GR5	GR6	GR7	GR8	GR9	GR10	LEA
\$1076	\$1155	\$1233	\$1310	\$1395	\$1479	\$1563	\$1647	\$1731	\$1816	\$1900	\$2158



8718 5 Star Swivel Base with Casters

COM Yardage: 2.75 Yds. / Back: 2 Yds. / Seat: 0.75 Yd.

COM	GR1	GR2	GR3	GR4	GR5	GR6	GR7	GR8	GR9	GR10	LEA
\$1264	\$1338	\$1411	\$1485	\$1565	\$1645	\$1725	\$1804	\$1883	\$1962	\$2043	\$2286

OPTIONS

Add upcharge to list price and code to model number

FR	CAL 133 (TB 133) Fire Retardant per yard	\$101	/yd.
MB	Moisture Barrier (up to 60" overall width)	\$141	ea.

2FO	Two fabric option	\$110	
SF	Powder Coat Color Finish	\$54	

DIMENSIONS	4-Star Base	Cross Sled Wire Frame	High Five Glide Swivel	Wood Legs
Seat Height:	17"	17.25"	17.75"	16"
Seat Width:	19"	19"	19"	19"
Seat Depth:	17"	17"	17"	17"
Overall Height:	35"	38"	37.5"	33.5"
Overall Width:	27.5"	27.5"	27.5"	27.5"
Overall Depth:	24.5"	24.5"	24.5"	24.5"
Qty./Wt.:	1 ea./34 lbs.	1 ea./30 lbs.	1 ea./38 lbs.	1 ea./40 lbs.



MID-BACK CHAIR
WOOD LEGS



MID-BACK CHAIR
4-STAR BASE

MODEL / DESCRIPTION / LIST PRICING



8720 4 Star Steel Swivel Base in Polished Chrome Only

COM Yardage: 3 Yds. / Back: 2 Yds. / Seat: 1 Yd.

COM	GR1	GR2	GR3	GR4	GR5	GR6	GR7	GR8	GR9	GR10	LEA
\$1243	\$1329	\$1415	\$1500	\$1586	\$1671	\$1757	\$1843	\$1928	\$2014	\$2089	\$2319



8722 Cross Sled Wire Frame

COM Yardage: 3 Yds. / Back: 2 Yds. / Seat: 1 Yd.

COM	GR1	GR2	GR3	GR4	GR5	GR6	GR7	GR8	GR9	GR10	LEA
\$1354	\$1439	\$1525	\$1610	\$1696	\$1782	\$1867	\$1953	\$2038	\$2124	\$2199	\$2429



8724 High Five Glide Swivel

COM Yardage: 3 Yds. / Back: 2 Yds. / Seat: 1 Yd.

COM	GR1	GR2	GR3	GR4	GR5	GR6	GR7	GR8	GR9	GR10	LEA
\$1487	\$1573	\$1659	\$1744	\$1830	\$1915	\$2001	\$2087	\$2172	\$2258	\$2333	\$2563



8726 Wood Legs

COM Yardage: 3 Yds. / Back: 2 Yds. / Seat: 1 Yd.

COM	GR1	GR2	GR3	GR4	GR5	GR6	GR7	GR8	GR9	GR10	LEA
\$1691	\$1776	\$1862	\$1947	\$2033	\$2119	\$2204	\$2290	\$2375	\$2461	\$2536	\$2766

OPTIONS

Add upcharge to list price and code to model number

FR	CAL 133 (TB 133) Fire Retardant per yard	\$101	/yd.
MB	Moisture Barrier (up to 60" overall width)	\$141	ea.

2FO	Two fabric option	\$110	
SF	Powder Coat Color Finish	\$54	

DIMENSIONS	4-Star Base	Cross Sled Wire Frame	High Five Glide Swivel	Wood Legs
Seat Height:	17.25"	17"	18"	16"
Seat Width:	19"	19"	19"	19"
Seat Depth:	17"	17"	17"	17"
Overall Height:	41"	44"	43.5"	40"
Overall Width:	27.5"	27.5"	27.5"	27.5"
Overall Depth:	24.5"	24.5"	24.5"	24.5"
Qty./Wt.:	1 ea./39 lbs.	1 ea./35 lbs.	1 ea./43 lbs.	1 ea./45 lbs.



HIGH-BACK CHAIR
CROSS SLED WIRE FRAME



HIGH-BACK CHAIR
4-STAR BASE

MODEL / DESCRIPTION / LIST PRICING



8730 4 Star Steel Swivel Base in Polished Chrome Only

COM Yardage: 3.5 Yds. / Back: 2.5 Yds. / Seat: 1 Yd.

COM	GR1	GR2	GR3	GR4	GR5	GR6	GR7	GR8	GR9	GR10	LEA
\$1520	\$1617	\$1702	\$1788	\$1874	\$1959	\$2045	\$2130	\$2216	\$2302	\$2376	\$2607



8732 Cross Sled Wire Frame

COM Yardage: 3.5 Yds. / Back: 2.5 Yds. / Seat: 1 Yd.

COM	GR1	GR2	GR3	GR4	GR5	GR6	GR7	GR8	GR9	GR10	LEA
\$1526	\$1622	\$1708	\$1793	\$1879	\$1965	\$2050	\$2136	\$2221	\$2307	\$2382	\$2612



8738 High Five Glide Swivel Base

COM Yardage: 3.5 Yds. / Back: 2.5 Yds. / Seat: 1 Yd.

COM	GR1	GR2	GR3	GR4	GR5	GR6	GR7	GR8	GR9	GR10	LEA
\$1864	\$1960	\$2046	\$2131	\$2217	\$2303	\$2388	\$2474	\$2559	\$2645	\$2720	\$2950



8736 Wood Legs

COM Yardage: 3.5 Yds. / Back: 2.5 Yds. / Seat: 1 Yd.

COM	GR1	GR2	GR3	GR4	GR5	GR6	GR7	GR8	GR9	GR10	LEA
\$1907	\$2003	\$2089	\$2174	\$2260	\$2345	\$2431	\$2517	\$2602	\$2688	\$2763	\$2993

OPTIONS

Add upcharge to list price and code to model number

FR	CAL 133 (TB 133) Fire Retardant per yard	\$101	/yd.
MB	Moisture Barrier (up to 60" overall width)	\$141	ea.

2FO	Two fabric option	\$110	
SF	Powder Coat Color Finish	\$54	

DIMENSIONS	Barstool
Seat Height:	30.5"
Seat Width:	17"
Seat Depth	17"
Overall Height:	36"
Overall Width:	22"
Overall Depth:	20"
Qty./Wt.:	1 ea./23 lbs.



BARSTOOL

MODEL / DESCRIPTION / LIST PRICING



8740 4 LEGS Barstool

COM Yardage: 1.75 Yds. / Back: 1 Yd. / Seat: .75 Yd.

COM	GR1	GR2	GR3	GR4	GR5	GR6	GR7	GR8	GR9	GR10	LEA
\$824	\$869	\$899	\$929	\$959	\$989	\$1019	\$1049	\$1084	\$1119	\$1189	\$1404

OPTIONS

Add upcharge to list price and code to model number

FR	CAL 133 (TB 133) Fire Retardant per yard	\$101	/yd.
MB	Moisture Barrier (up to 60" overall width)	\$141	ea.
2FO	Two fabric option	\$110	
SF	Powder Coat Color Finish	\$54	

CH	Counter Height (24" seat height)	\$32	
SH	Special Height (any custom height)	\$32	



CAYMAN TABLE OF CONTENTS

Cayman Specifications	2
Cayman Cafe	3
Cayman Training	5
Cayman Occasional.....	6

CAYMAN TABLE

The Cayman Table Series feature polished chrome X-base and T-leg bases. These versatile tables are perfect for dining and training areas and complement several of our seat offerings.



CAFE TABLE



TRAINING TABLE



OCCASIONAL TABLE

ORDERING INFORMATION

- | | |
|-------------------------------|---|
| 1) Series Name | 6) Edge Table Style Code and Color |
| 2) Model Number | 7) Optional Items |
| 3) Size | 8) Solid Surface Available- Please Call |
| 4) Quantity | |
| 5) Laminate Selection and No. | |

TABLE TOP SPECIFICATIONS

Table Tops

Table top core is CARB Phase I & Phase II Compliant. Laminate, wood veneer and phenolic backing are glued with water based adhesives.

FINISHES

Laminate/Veneer Selections

ERG offers over 1000 standard laminate choices from Nevamar, Wilsonart, Formica and Pionite. Wood veneer is available in transparent stain colors - custom stain matching available.

Edge Selections

ERG offers a wide variety of table top edge materials including PVC, wood, aluminum and resin/urethane.

Special Edge Note: When ganging or butting tables together, ERG recommends using 3MM flat edge or flat wood edge. Square tables using PVC **T-MOLD** edge will have a 2" radius on all corners.

Table Base/Legs

Polished Chrome

OPTIONS

- CODE: ASB - Anti-Sag Bar for tables under 72"
- CODE: SF - Powder Coat Color Finish (per base)
- CODE: STH - Special Table Height (any table height other than 29" or bar height)
- CODE: RAD - 3" Radius Corners for 3MM Edge
- CODE: ULW - Ultra Lightweight Top

CAYMAN/ISLAND TABLE BASE SPECIFICATIONS

Café

Table Height Standard is 29" to 30" (cafe) or 42" (bar height) but may vary depending on table top specified.

Occasional Table

Table Height Table height is 17" or 22"

Base Specifications

Column

- 2.5" dia. - 20" and 24" inch X-bases and 22" T-leg
- 3" dia. - 28" and 32" inch X-bases
- Steel tubing

Cafe X-Base 20", 24", 28" and 32"
X-base spreads.

Occ X-Base 20", 24" and 28"
X-base spreads.

T-Leg 16" and 22" base spread.

Glides Adjustable glides

Assembly Steel tubing is bolted from column to top plate
(No Tie-Rod assembly)

Plate 10" x 10" square • 12" X 12" square
14" X 14" square



GLIDE DETAIL



CAYMAN 36" ROUND CAFE TABLE



CAYMAN 30" SQUARE CAFE TABLE

MODEL / DESCRIPTION / LIST PRICING

CAYMAN CAFE TABLES (29" height)

LAMINATE TOP

VENEER TOP

●
ROUND

■
SQUARE

Model Number	Table Top Size	Base Spread	Shpg. Wght.	GRP 1	GRP 2	GRP 3	GRP 4	GRP 5	GRP 6	GRP 7	GRP 8	GRP 9
CAY24D	24" dia.	20"- X	32 lbs.	\$464	\$474	\$541	\$598	\$712	\$808	\$921	\$1243	\$1392
CAY30D	30" dia.	24"- X	43 lbs.	\$526	\$539	\$626	\$702	\$853	\$980	\$1131	\$1449	\$1579
CAY36D	36" dia.	28"- X	53 lbs.	\$597	\$612	\$719	\$811	\$995	\$1147	\$1329	\$1669	\$1794
CAY42D	42" dia.	32"- X	81 lbs.	\$708	\$728	\$867	\$986	\$1225	\$1423	\$1661	\$2020	\$2129
CAY24S	24" x 24"	20"- X	40 lbs.	\$471	\$482	\$550	\$609	\$728	\$826	\$945	\$1266	\$1414
CAY2430S	24" x 30"	24"- X	49 lbs.	\$504	\$516	\$597	\$666	\$805	\$920	\$1058	\$1378	\$1514
CAY30S	30" x 30"	28"- X	54 lbs.	\$526	\$539	\$626	\$702	\$853	\$980	\$1131	\$1449	\$1579
CAY36S	36" x 36"	32"- X	67 lbs.	\$597	\$612	\$719	\$811	\$995	\$1147	\$1329	\$1669	\$1794

OPTIONS

Add upcharge to list price and code to model number

STH	Special Table Height (other than 29")	\$169	per base
SF	Powder Coat finish - in standard colors	\$68	per base

RAD	3" Radius Corners for 3MM Edge	\$225	per table
-----	--------------------------------	-------	-----------



CAYMAN 36" SQUARE BAR HEIGHT TABLE

MODEL / DESCRIPTION / LIST PRICING

CAYMAN BAR HEIGHT TABLES (42" height)

LAMINATE TOP

VENEER TOP

●
ROUND

■
SQUARE

Model Number	TableTop Size	Base Spread	Shpg. Wght.	GRP1	GRP2	GRP3	GRP4	GRP5	GRP6	GRP7	GRP8	GRP9
CAYH24D	24"dia.	20"-X	40lbs.	\$604	\$613	\$680	\$738	\$851	\$947	\$1061	\$1550	\$1808
CAYH30D	30"dia.	24"-X	50lbs.	\$665	\$678	\$766	\$841	\$993	\$1119	\$1270	\$1756	\$1994
CAYH36D	36"dia.	32"-X	63lbs.	\$737	\$752	\$859	\$950	\$1134	\$1286	\$1469	\$1975	\$2210
CAYH2430S	24"x30"	24"-X	49lbs.	\$644	\$656	\$737	\$806	\$944	\$1059	\$1198	\$1685	\$1930
CAYH30S	30"x30"	28"-X	54lbs.	\$665	\$678	\$766	\$841	\$993	\$1119	\$1270	\$1756	\$1994
CAYH36S	36"x36"	32"-X	69lbs.	\$737	\$752	\$859	\$950	\$1134	\$1286	\$1469	\$1975	\$2210

Note: Other bar height sizes available. Call for pricing.

OPTIONS

Add upcharge to list price and code to model number

STH	Special Table Height (other than 29")	\$169	per base	RAD	3" Radius Corners for 3MM Edge	\$225	per table
SF	Powder Coat finish - in standard colors	\$68	per base				



CAYMAN 24" X 60" TABLE

MODEL / DESCRIPTION / LIST PRICING

CAYMAN RECTANGLE TABLES

LAMINATE TOP

VENEER TOP

RECTANGLE

Model Number	TableTop Size	Base Spread	Shpg. Wght.	GRP1	GRP2	GRP3	GRP4	GRP5	GRP6	GRP7	GRP8	GRP9
CAY1836	18X36	16"-T	53lbs.	\$541	\$553	\$634	\$702	\$840	\$956	\$1094	\$1458	\$1623
CAY1848	18X48	16"-T	59lbs.	\$569	\$582	\$673	\$750	\$905	\$1034	\$1188	\$1551	\$1707
CAY1860	18X60	16"-T	66lbs.	\$597	\$611	\$712	\$797	\$969	\$1111	\$1283	\$1645	\$1792
CAY1872	18X72	16"-T	80lbs.	\$694	\$710	\$820	\$914	\$1102	\$1259	\$1447	\$1891	\$2083
CAY2436	24X36	22"-T	61lbs.	\$573	\$586	\$678	\$756	\$914	\$1044	\$1202	\$1565	\$1719
CAY2448	24X48	22"-T	70lbs.	\$608	\$623	\$727	\$816	\$995	\$1143	\$1321	\$1683	\$1825
CAY2460	24X60	22"-T	79lbs.	\$644	\$660	\$777	\$876	\$1076	\$1242	\$1441	\$1801	\$1932
CAY2472	24X72	22"-T	88lbs.	\$748	\$767	\$895	\$1005	\$1226	\$1409	\$1630	\$2073	\$2246
CAY3036	30X36	22"-T	68lbs.	\$619	\$634	\$737	\$824	\$1000	\$1147	\$1324	\$1702	\$1857
CAY3048	30X48	22"-T	79lbs.	\$661	\$678	\$796	\$896	\$1098	\$1267	\$1469	\$1845	\$1985
CAY3060	30X60	22"-T	90lbs.	\$704	\$723	\$855	\$969	\$1197	\$1386	\$1612	\$1988	\$2114
CAY3072	30X72	22"-T	102lbs.	\$816	\$837	\$985	\$1111	\$1364	\$1575	\$1827	\$2284	\$2451

Note: Not available with flip top or casters

OPTIONS

Add upcharge to list price and code to model number

ASB	Anti-Sag Bar for tables under 72"	\$90	
STH	Special Table Height (other than 29")	\$169	per base
SF	Powder Coat finish - in standard colors	\$68	per base

RAD	3" Radius Corners for 3MM Edge	\$225	per table
ULW	Ultra Lightweight Top	\$213	



30" ROUND OCCASIONAL TABLE

MODEL / DESCRIPTION / LIST PRICING

CAYMAN ROUND OCCASIONAL TABLES

●
ROUND

Model Number	Table Top Size	Base Spread	Table Height	Shpg. Weight	LAMINATE TOP EDGE 2B OR 3A	LAMINATE TOP FLAT EDGE 4B	LAMINATE TOP KNIFE EDGE 6-J	VENEER TOP EDGE 8G	SOLID SURFACE TOP
CAYO20D	20" dia.	20" - X	17"	35 lbs.	\$616	\$757	\$961	\$1339	CALL
CAYO24D	24" dia.	20" - X	17"	40 lbs.	\$643	\$777	\$1058	\$1366	CALL
CAYO30D	30" dia.	24" - X	17"	45 lbs.	\$675	\$853	\$1112	\$1388	CALL
CAYO36D	36" dia.	28" - X	17"	50 lbs.	\$761	\$880	\$1183	\$1514	CALL
CAYO20DT	20" dia.	20" - X	22"	35 lbs.	\$637	\$771	\$970	\$1361	CALL
CAYO24DT	24" dia.	20" - X	22"	40 lbs.	\$664	\$842	\$1085	\$1382	CALL

OPTIONS

Add upcharge to list price and code to model number

SF	Powder Coat Color (per base)	\$68
----	------------------------------	------



24" SQUARE OCCASIONAL TABLE

MODEL / DESCRIPTION / LIST PRICING

CAYMAN SQUARE OCCASIONAL TABLES

	Model Number	Table Top Size	Base Spread	Table Height	Shpg. Weight	LAMINATE TOP EDGE 2B OR 3A	LAMINATE TOP FLAT EDGE 4B	LAMINATE TOP KNIFE EDGE 6-J	VENEER TOP EDGE 8G	SOLID SURFACE TOP
<div style="display: flex; align-items: center;"> <div style="width: 15px; height: 15px; background-color: black; margin-right: 5px;"></div> SQUARE </div>	CAYO20S	20" x 20"	20" - X	17"	45 lbs.	\$620	\$761	\$970	\$1344	CALL
	CAYO24S	24" x 24"	20" - X	17"	50 lbs.	\$645	\$779	\$1064	\$1369	CALL
	CAYO30S	30" x 30"	28" - X	17"	55 lbs.	\$677	\$855	\$1118	\$1391	CALL
	CAYO20ST	20" x 20"	20" - X	22"	47 lbs.	\$642	\$775	\$977	\$1361	CALL
	CAYO24ST	24" x 24"	20" - X	22"	52 lbs.	\$666	\$845	\$1089	\$1364	CALL

OPTIONS

Add upcharge to list price and code to model number

SF	Powder Coat Color (per base)	\$68
----	------------------------------	------

CODY OCCASIONAL TABLE

Cody Occasional Table built with your choice of laminate, wood veneer, stone, chroma or solid surface top on a welded 0.875" diameter steel tube frame.



ORDERING INFORMATION

- | | |
|-----------------|--------------------------------|
| 1) Series Name | 4) Frame Finish |
| 2) Model Number | 5) Laminate / Veneer Selection |
| 3) Quantity | 6) Optional Items |

CODY SPECIFICATIONS

Table

Table top is CARB Phase I & Phase II Compliant. Laminate, wood veneer and phenolic backing are glued with water based adhesives. Table Top is 0.75" thick.

Table Tops

ERG offers over 1000 standard laminate choices from Nevamar, Wilsonart, Formica and Pionite. Wood veneer in transparent stain colors and custom stain matching are also available. Solid Surface, 3Form Chroma and stone table tops will be quoted upon request.

Frame

The Cody features a welded 0.875" 14-gauge diameter steel tube frame. Frames are sandblasted prior to final powder coating in your choice of standard powder coat colors.

Glides

Factory installed adjustable steel glides.



CODY RECTANGLE COFFEE TABLE



CODY ROUND COFFEE TABLE




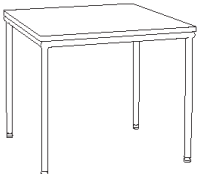

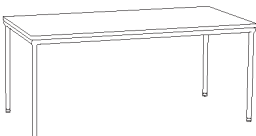
CODY SQUARE END TABLE



CODY ROUND END TABLE

MODEL / DESCRIPTION / LIST PRICING

CODY OCCASIONAL TABLES

	Model Number	Model Description	Table Top Size	Table Height	Table Shape	Shipping Weight	LAMINATE TOP EDGE 2B OR 3A	VENEER TOP EDGE 8G
	COD24D	Occasional	24" dia.	17"	round	40 lbs.	\$947	\$1170
	COD28D	Occasional	28" dia.	17"	round	50 lbs.	\$1009	\$1232
	COD24DT	Occasional	24" dia.	22"	round	40 lbs.	\$970	\$1239
	COD20S	Occasional	20 x 20"	17"	square	45 lbs.	\$986	\$1325
	COD24S	Occasional	24 x 24"	17"	square	50 lbs.	\$1026	\$1364
	COD28S	Occasional	28 x 28"	17"	square	55 lbs.	\$1073	\$1295
	COD36S	Occasional	36 x 36"	17"	square	60 lbs.	\$1220	\$1486
	COD42S	Occasional	42 x 42"	17"	square	70 lbs.	\$1330	\$1629
	COD20ST	Occasional	20 x 20"	22"	square	50 lbs.	\$1009	\$1348
	COD36D	Occasional	36" dia.	17"	round	60 lbs.	\$1095	\$1319
	COD42D	Occasional	42" dia.	17"	round	60 lbs.	\$1142	\$1364
	COD4824	Occasional	48" x 24"	17"	rectangular	45 lbs.	\$1405	\$1742
	COD6024	Occasional	60" x 24"	17"	rectangular	60 lbs.	\$1605	\$1943

POLISHED CHROME NOT AVAILABLE ON CODY TABLES

COMPUTER ACCESSORIES FOR TABLES



CPU Holder (under table)

Under desk track mount CPU holder
Tool-free CPU installation
360 Swivel
Black or White finish

list price each

CPU600 \$403
(Black or White)



Monitor Arm

Clamp mount
Height adjustment range up to 12"
Weight capacity 5-15 pounds
Available in Black or Silver

M21CMBBTB \$600
(Black)

M21CMSBTB \$600
(Silver)



Keyboard Support

Fully-articulating adjustable
height keyboard support with
reversible mouse pad

6G90011RG22 \$398
(Black)



CONNOS TABLE OF CONTENTS

Connos Specifications	2
Connos Options	3
Connos Corner Units	4
Connos Arc Units	5
Connos Star & Star Grande	6
Connos Bench	8
Connos Tabouret	11
Connos Fabric Placement	13
Connos Overall Dimensions.....	14
Connos Sample Configurations.....	15

CONNOS

The Connos collection is an extensive and versatile modular bench, that features comfortable seating with simple designs and unique shapes. It offers straight, curved and corner units, complemented by fun ottomans with optional casters and tablet tables that are great for collaboration of small or large groups. Our Star and Star Grande designs, have unique patterns that will bring dynamic design to any space. Connos has endless configurations, and a great place to sit down and connect.



Round Corner



Square Corner



Arc



Star



Star Grande



Benches



Tabouret

ORDERING INFORMATION

- 1) Series Name
- 2) Model Number
- 3) Quantity
- 4) Fabric Grade & Number
- 5) Optional Items
- 6) Specify Laminate

SOFT SEATING	WEIGHT LIMIT
1 Seat	500 lbs.
2 Seat	1000 lbs.
3 Seat	1500 lbs.

CONNOS SPECIFICATIONS

Upholstery


Seat is covered in choice of fabric, vinyl, crypton, leather or COM.

Frame Construction

Frame made out of hardwood with flexible webbing installed on seat for added support and soft sit. Frame is machine screwed to wood frame for durability.

Glides

Each unit comes with 4 adjustable 1.75" polyvinyl glides.



1.75" Dia. Glide


OPTIONS

- CODE: FR - CAL 133 (TB 133) Fire Retardant.
- CODE: MB - Moisture Barrier (up to 60" overall width)
- CODE: MB60 - Moisture Barrier (over 60" overall width)
- CODE: 2FO - Two Fabric Option
- CODE: GD2 - Flat Ganging Device for Soft Seating
- CODE: FMG - Floor Mount Glide
- CODE: TABF(-) - Fixed Laminate Tablet - outside or between two modular units (specify tablet shape D or B)
- CODE: LAM5 - Non-standard laminate for 5 or less tablets see options for upcharge
- CODE: SST - Solid Surface Top
- CODE: SS5 - Non-standard Solid Surface top for 5 or less tablets
- CODE: E3A - Edge 3A 3MM PVC Woodtone
- CODE: E4B - Edge 4B Multi-Ply Exposed Core



Cove Power/Data/USB

Factory installed power/data available, See accessories online under the 'Products' tab



3" Locking Casters
(Available on Tabouret Only)



Floor Mount



Flat Ganging Bracket

NOTE: Flat ganging devices used for curve and straight configurations

TABLET SHAPES

Choose from 2 Tablet Shapes:

Tablets for Connos modular series are available in 2 shapes shown; specify B or D and left or right (outside or between tablet) when ordering.

Example: TABF - (B) Left - this would be a fixed shape B tablet on the left side (when seated).

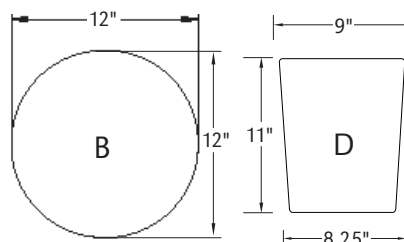
Laminate Top:

- Tablet orders of 5 or less have 4 standard laminate colors:
- Wilsonart Black 1595-60
 - Wilsonart Montana Walnut 7110K-78
 - Formica Brite White 459-58
 - Nevamar Silver Alu Metalx MXT003

Solid Surface Top:

- Tablet orders of 5 or less have 4 standard Corian colors:
- Bone
 - Bronzite
 - Glacier White
 - Silver Grey

Tablet arms for the Connos series are spaced to accentuate the sleek thin blade arm



ROUND

TRAPEZOID



Outside Vertical Arm Between Vertical Arm

Tablet height is 27" from the floor.

DIMENSIONS	90° Round Corner	90° Square Corner
Overall Width:	42"	32"
Overall Depth:	42"	32"
Seat Height:	18"	18"
# of Seats:	1	1
Qty./Wt. per carton:	1 ea./47 lbs.	1 ea./47 lbs.

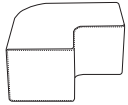


90° ROUND CORNER



90° SQUARE CORNER

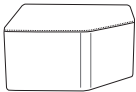
MODEL / DESCRIPTION / LIST PRICING



7418 90° Round Corner

COM Yardage: 4.5 Yds. / Seat: 1.5 Yds. / Base: 3 Yds.

COM	GR1	GR2	GR3	GR4	GR5	GR6	GR7	GR8	GR9	GR10	LEA
\$1976	\$2114	\$2198	\$2286	\$2377	\$2472	\$2573	\$2673	\$2780	\$2893	\$3008	\$3555



7419 90° Square Corner

COM Yardage: 3.25 Yds. / Seat: 1.5 Yd. / Base: 1.75 Yds.

COM	GR1	GR2	GR3	GR4	GR5	GR6	GR7	GR8	GR9	GR10	LEA
\$1897	\$2030	\$2112	\$2195	\$2283	\$2374	\$2470	\$2569	\$2671	\$2778	\$2890	\$3413


OPTIONS

Add upcharge to list price and code to model number

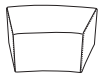
FR	CAL 133 (TB 133) Fire Retardant per yard	\$101	/yd.
MB	Moisture Barrier (up to 60" overall width)	\$141	ea.
2FO	Two Fabric Option	\$110	

GD2	Flat Ganging Device for Soft Seating	\$58	
FMG	Floor Mount Glide	\$110	/4 pcs

DIMENSIONS	30° Arc	45° Arc	60° Arc	90° Arc
Overall Width:	26.5"	33"	43"	64"
Overall Depth:	20"	20"	20"	20"
Seat Height:	18"	18"	18"	18"
# of Seats:	1	1	2	3
Qty./Wt. per carton:	1 ea./35 lbs.	1 ea./40 lbs.	1 ea./45 lbs.	1 ea./50 lbs.



MODEL / DESCRIPTION / LIST PRICING



7414 30° Arc COM Yardage: 3 Yds. / Top: 1 Yd. / Base: 2 Yds.

COM	GR1	GR2	GR3	GR4	GR5	GR6	GR7	GR8	GR9	GR10	LEA
\$1140	\$1219	\$1269	\$1319	\$1372	\$1427	\$1484	\$1542	\$1605	\$1668	\$1735	\$2051



7415 45° Arc COM Yardage: 4.5 Yds. / Top: 2 Yds. / Base: 2.5 Yds.

COM	GR1	GR2	GR3	GR4	GR5	GR6	GR7	GR8	GR9	GR10	LEA
\$1542	\$1653	\$1717	\$1787	\$1857	\$1931	\$2009	\$2090	\$2173	\$2262	\$2351	\$2778



7416 60° Arc COM Yardage: 4.75 Yds. / Top: 2 Yds. / Base: 2.75 Yds.

COM	GR1	GR2	GR3	GR4	GR5	GR6	GR7	GR8	GR9	GR10	LEA
\$1785	\$1911	\$1985	\$2066	\$2149	\$2234	\$2324	\$2417	\$2513	\$2614	\$2719	\$3213



7417 90° Arc COM Yardage: 7 Yds. / Seat: 3.5 Yds. / Base: 3.5 Yds.

COM	GR1	GR2	GR3	GR4	GR5	GR6	GR7	GR8	GR9	GR10	LEA
\$2086	\$2231	\$2320	\$2413	\$2510	\$2611	\$2715	\$2825	\$2936	\$3054	\$3177	\$3753

OPTIONS

Add upcharge to list price and code to model number


FR	CAL 133 (TB 133) Fire Retardant per yard	\$101	/yd.
MB	Moisture Barrier (up to 60" overall width)	\$141	ea.
MB60	Moisture Barrier (over 60" overall width)	\$225	ea.

2FO	Two Fabric Option	\$110	
GD2	Flat Ganging Device for Soft Seating	\$58	
FMG	Floor Mount Glide	\$110	/4 pcs

DIMENSIONS	Star	L-1 Angle Unit	L-2 Angle Unit
Overall Width:	48"	70"	97"
Overall Depth:	55"	20"	20"
Seat Height:	18"	18"	18"
Qty./Wt. per carton:	1 ea./40 lbs.	1 ea./50 lbs.	1 ea./55 lbs.



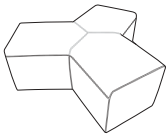
STAR



L-2 Angle Unit

STAR GRANDE

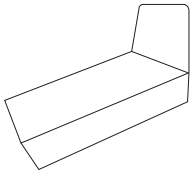
MODEL / DESCRIPTION / LIST PRICING



7410 Star (One piece construction)

COM Yardage: 5.5 Yds. / Top: 2.5 Yd. / Base: 3 Yds.

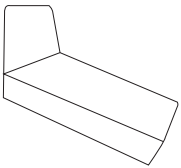
COM	GR1	GR2	GR3	GR4	GR5	GR6	GR7	GR8	GR9	GR10	LEA
\$4441	\$4753	\$4943	\$5139	\$5346	\$5559	\$5781	\$6012	\$6253	\$6502	\$6764	\$7993



7412L L-1 Angle Unit (Left)

COM Yardage: 6.5 Yds. / Top: 2.5 Yds. / Base: 4 Yds.

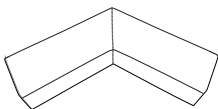
COM	GR1	GR2	GR3	GR4	GR5	GR6	GR7	GR8	GR9	GR10	LEA
\$3548	\$3797	\$3949	\$4108	\$4271	\$4441	\$4621	\$4804	\$4998	\$5195	\$5404	\$6388



7412R L-1 Angle Unit (Right)

COM Yardage: 6.5 Yds. / Top: 2.5 Yds. / Base: 4 Yds.

COM	GR1	GR2	GR3	GR4	GR5	GR6	GR7	GR8	GR9	GR10	LEA
\$3548	\$3797	\$3949	\$4108	\$4271	\$4441	\$4621	\$4804	\$4998	\$5195	\$5404	\$6388



7413 L-2 Angle Unit

COM Yardage: 6.5 Yds. / Top: 2.5 Yds. / Base: 4 Yds.

COM	GR1	GR2	GR3	GR4	GR5	GR6	GR7	GR8	GR9	GR10	LEA
\$4234	\$4530	\$4713	\$4900	\$5096	\$5300	\$5513	\$5734	\$5961	\$6201	\$6448	\$7621

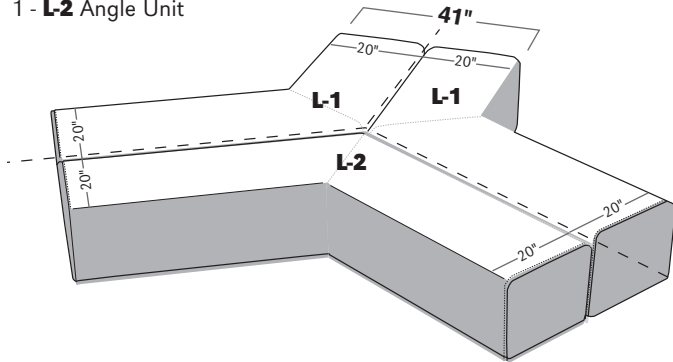
OPTIONS

Add upcharge to list price and code to model number

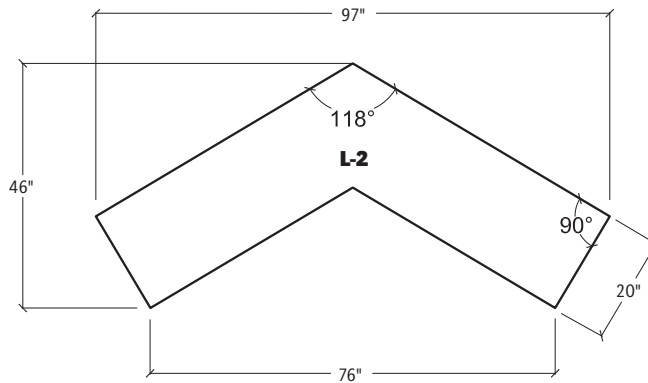
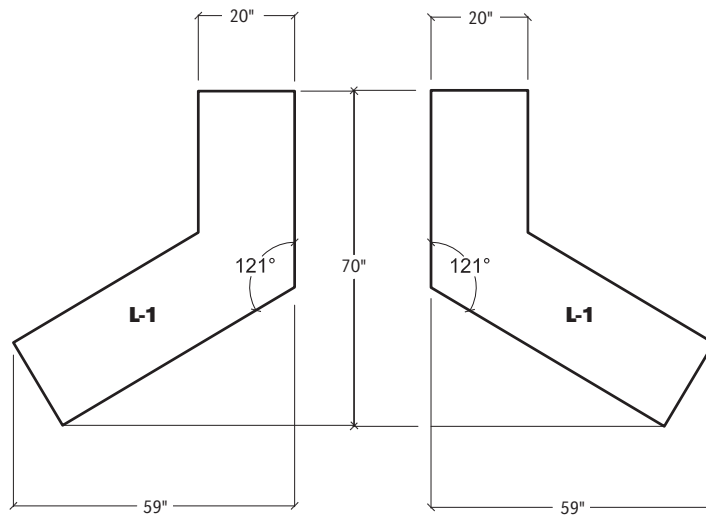
FR	CAL 133 (TB 133) Fire Retardant per yard	\$101	/yd.
MB	Moisture Barrier (up to 60" overall width)	\$141	ea.
MB60	Moisture Barrier (over 60" overall width)	\$225	ea.

2FO	Two Fabric Option	\$110	
GD2	Flat Ganging Device for Soft Seating	\$58	
FMG	Floor Mount Glide	\$110	/4 pcs

Star Grande consists of 3 pieces:
 2 - **L-1** Angle Unit
 1 - **L-2** Angle Unit



STAR GRANDE



STAR GRANDE

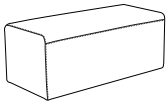
Note: The three illustrated components above are required for the Star Grande configuration.

DIMENSIONS	Two seat bench	Two seat bench outside vertical tablet arms
Overall Width:	42"	56"
Overall Depth:	20"	20"
Seat Height:	18"	18"
Qty./Wt. per carton:	1 ea./42 lbs.	1 ea./45 lbs.



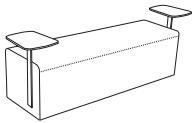
TWO SEAT BENCH

MODEL / DESCRIPTION / LIST PRICING



7406 Two seat bench COM Yardage: 4.25 Yds. / Top: 1.75 Yds. / Sides: 3 Yds..

COM	GR1	GR2	GR3	GR4	GR5	GR6	GR7	GR8	GR9	GR10	LEA
\$1603	\$1714	\$1783	\$1854	\$1928	\$2006	\$2086	\$2169	\$2255	\$2346	\$2440	\$2884



7407 (B/D) Two seat bench w/ two outside vertical tablet COM Yardage: 5 Yds. / Top: 2 Yds. / Sides: 3 Yds..

COM	GR1	GR2	GR3	GR4	GR5	GR6	GR7	GR8	GR9	GR10	LEA
\$2368	\$2534	\$2636	\$2740	\$2851	\$2965	\$3085	\$3208	\$3335	\$3468	\$3607	\$4263

TABLET SHAPES

Choose from 2 Tablet Shapes:

Tablets for Connos modular series are available in 2 shapes shown; specify B or D and left or right (outside or between tablet) when ordering.

Example: TABF - (B) Left - this would be a fixed shape B tablet on the left side (when seated).

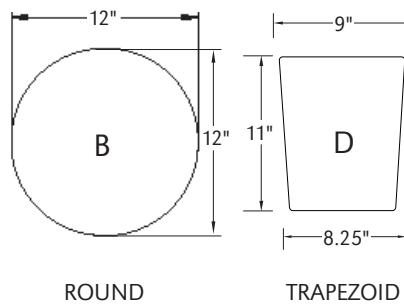
Laminate Top:

- Tablet orders of 5 or less have 4 standard laminate colors:
- Wilsonart Black 1595-60
 - Wilsonart Montana Walnut 7110K-78
 - Formica Brite White 459-58
 - Nevamar Silver Alu Metalx MXT003

Solid Surface Top:

- Tablet orders of 5 or less have 4 standard Corian colors:
- Bone
 - Bronzite
 - Glacier White
 - Silver Grey

Tablet arms for the Connos series are spaced to accentuate the sleek thin blade arm



Outside Vertical Arm Between Vertical Arm

Tablet height is 27" from the floor.

OPTIONS

Add upcharge to list price and code to model number

FR	CAL 133 (TB 133) Fire Retardant per yard	\$101	/yd.
MB	Moisture Barrier (up to 60" overall width)	\$141	ea.
GD2	Flat Ganging Device for Soft Seating	\$58	
FMG	Floor Mount Glide	\$110	/4 pcs

TABF(-)	Fixed Tablet (specify blade or outside(L/R), shape D, B)	\$416	
LAM5	Non-standard laminate (5 tablets or less)	\$281	ea. tablet
SST	Solid Surface Tablet Arm - add to tablet option	\$141	ea. tablet
SS5	Non-standard Solid Surface (5 tablets or less)	Call For Quote	
2FO	Two Fabric Option	\$110	

DIMENSIONS	Three seat bench	Three seat bench outside vertical tablet arms
Overall Width:	64"	78"
Overall Depth:	20"	20"
Seat Height:	18"	18"
Qty./Wt. per carton:	1 ea./42 lbs.	1 ea./45 lbs.

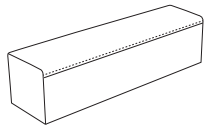


THREE SEAT BENCH



THREE SEAT BENCH / 2 OUTSIDE TABLET ARMS / ROUND TABLET TOPS

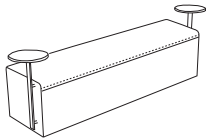
MODEL / DESCRIPTION / LIST PRICING



7408 Three Seat Bench

COM Yardage: 5.75 Yds. / Top: 2.5 Yds. / Base: 3.5 Yds..

COM	GR1	GR2	GR3	GR4	GR5	GR6	GR7	GR8	GR9	GR10	LEA
\$1904	\$2037	\$2118	\$2203	\$2291	\$2384	\$2478	\$2578	\$2680	\$2788	\$2899	\$3426



7409 (B/D) Three Seat Bench W/ 2 Outside Vertical Tablet Arms

COM Yardage : 6.25 Yds. / Top: 2.75 Yds. / Base: 3.5 Yds..

COM	GR1	GR2	GR3	GR4	GR5	GR6	GR7	GR8	GR9	GR10	LEA
\$2808	\$3006	\$3126	\$3251	\$3381	\$3517	\$3656	\$3802	\$3955	\$4113	\$4277	\$5056

TABLET SHAPES

Choose from 2 Tablet Shapes:

Tablets for Connos modular series are available in 2 shapes shown; specify B or D and left or right (outside or between tablet) when ordering.

Example: TABF - (B) Left - this would be a fixed shape B tablet on the left side (when seated).

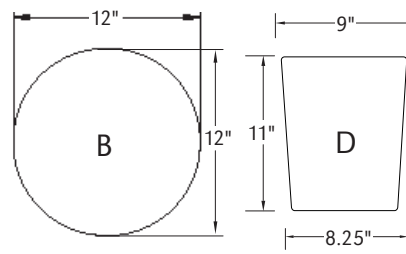
Laminate Top:

- Tablet orders of 5 or less have 4 standard laminate colors:
- Wilsonart Black 1595-60
- Wilsonart Montana Walnut 7110K-78
- Formica Brite White 459-58
- Nevamar Silver Alu Metalx MXT003

Solid Surface Top:

- Tablet orders of 5 or less have 4 standard Corian colors:
- Bone
- Bronzite
- Glacier White
- Silver Grey

Tablet arms for the Connos series are spaced to accentuate the sleek thin blade arm



ROUND

TRAPEZOID



Outside Vertical Arm Between Vertical Arm

Tablet height is 27" from the floor.

OPTIONS

Add upcharge to list price and code to model number

FR	CAL 133 (TB 133) Fire Retardant per yard	\$101	/yd.
MB60	Moisture Barrier (over 60" overall width)	\$225	ea.
GD2	Flat Ganging Device for Soft Seating	\$58	
FMG	Floor Mount Glide	\$110	/4 pcs

TABF(-)	Fixed Tablet (specify blade or outside(L/R), shape D, B)	\$416	
LAM5	Non-standard laminate (5 tablets or less)	\$281	ea. tablet
SST	Solid Surface Tablet Arm - add to tablet option	\$141	ea. tablet
SS5	Non-standard Solid Surface (5 tablets or less)	Call For Quote	
2FO	Two Fabric Option	\$110	

DIMENSIONS	1 seat bench w/ online end table (Laminate Top)	2 seat bench w/ online end table (Laminate Top)	2 seat bench w/ online middle table (Laminate Top)
Overall Width:	42"	64"	64"
Overall Depth:	20"	20"	20"
Seat Height:	18"	18"	18"
Table Height:	16"	16"	16"
Qty./Wt. per carton:	1 ea./25 lbs.	1 ea./30 lbs.	1 ea./35 lbs.

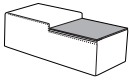
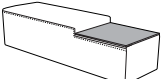
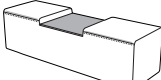
Laminate Top Note:

- Tops are 3/4" laminate
- Std with 2B 3mm solid PVC
- Upcharge for these edges
 - 3A - 3mm Woodtone
 - 4B - Multi-Exposed core



TWO SEAT BENCH W/ LAMINATE TOP ONLINE END TABLE

MODEL / DESCRIPTION / LIST PRICING

Model	Description	COM	GR1	GR2	GR3	GR4	GR5	GR6	GR7	GR8	GR9	GR10	LEA
7420	1 Seat Bench w/ Laminate Top Online Table	COM Yardage: 4.25 Yds. / Top: 1.75 Yds. / Base: 2.5 Yds.											
		\$1978	\$2116	\$2201	\$2290	\$2379	\$2475	\$2575	\$2678	\$2785	\$2896	\$3011	\$3561
7421	2 Seat Bench w/ Laminate Top Online End Table	COM Yardage: 5.25 Yds. / Seat: 2 Yds. / Base: 3.25 Yds.											
		\$2328	\$2489	\$2589	\$2692	\$2799	\$2912	\$3028	\$3150	\$3274	\$3406	\$3541	\$4187
7422	2 Seat Bench w/ Laminate Top Online Center Table	COM Yardage: 5.25 Yds. / Seat: 2 Yds. / Base: 3.25 Yds.											
		\$2328	\$2489	\$2589	\$2692	\$2799	\$2912	\$3028	\$3150	\$3274	\$3406	\$3541	\$4187

TABLET SHAPES

Choose from 2 Tablet Shapes:

Tablets for Connos modular series are available in 2 shapes shown; specify B or D and left or right (outside or between tablet) when ordering.

Example: TABF - (B) Left - this would be a fixed shape B tablet on the left side (when seated).

Laminate Top:

Tablet orders of 5 or less have 4 standard laminate colors:

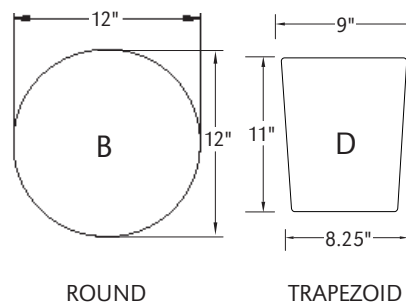
- Wilsonart Black 1595-60
- Wilsonart Montana Walnut 7110K-78
- Formica Brite White 459-58
- Nevamar Silver Alu Metalx MXT003

Solid Surface Top:

Tablet orders of 5 or less have 4 standard Corian colors:

- Bone
- Bronzite
- Glacier White
- Silver Grey

Tablet arms for the Connos series are spaced to accentuate the sleek thin blade arm



Outside Vertical Arm Between Vertical Arm

Tablet height is 27" from the floor.

OPTIONS

Add upcharge to list price and code to model number

FR	CAL 133 (TB 133) Fire Retardant per yard	\$101	/yd.
MB	Moisture Barrier (up to 60" overall width)	\$141	ea.
MB60	Moisture Barrier (over 60" overall width)	\$225	ea.
2FO	Two Fabric Option	\$110	
GD2	Flat Ganging Device for Soft Seating	\$58	
FMG	Floor Mount Glide	\$110	/4 pcs

TABF(-)	Fixed Tablet (specify blade or outside(L/R), shape D, B)	\$416	
LAM5	Non-standard laminate (5 tablets or less)	\$281	ea. tablet
SS5	Non-standard Solid Surface (5 tablets or less)	Call For Quote	
SST	Solid Surface	CALL	
E3A	3A PVC 3MM Woodtone Table Edge	\$90	
E4B	4B Exposed Multi-Ply Table Edge	\$164	

DIMENSIONS	Sq. Tabouret	Mobile Sq. Tabouret
Overall Width:	20"	20"
Overall Depth:	20"	20"
Seat Height:	18"	18"
Qty./Wt. per carton:	1 ea./18 lbs.	1 ea./26 lbs.

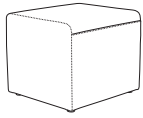


SQUARE TABOURET



MOBILE SQUARE TABOURET

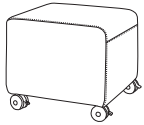
MODEL / DESCRIPTION / LIST PRICING



7400 Square Tabouret (no casters)

COM Yardage: 2.25 Yds. / Top: .75 Yd. / Base: 1.5 Yd.

COM	GR1	GR2	GR3	GR4	GR5	GR6	GR7	GR8	GR9	GR10	LEA
\$1065	\$1140	\$1185	\$1232	\$1283	\$1335	\$1386	\$1443	\$1499	\$1560	\$1622	\$1918



7401 Mobile Square Tabouret w/ casters

COM Yardage: 2.25 Yds. / Top: .75 Yd. / Base: 1.5 Yd.

COM	GR1	GR2	GR3	GR4	GR5	GR6	GR7	GR8	GR9	GR10	LEA
\$1185	\$1269	\$1319	\$1372	\$1427	\$1484	\$1542	\$1604	\$1668	\$1735	\$1804	\$2133

OPTIONS

Add upcharge to list price and code to model number

FR	CAL 133 (TB 133) Fire Retardant per yard	\$101	/yd.
MB	Moisture Barrier (up to 60" overall width)	\$141	ea.

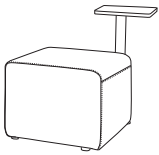
2FO	Two Fabric Option	\$110	
-----	-------------------	-------	--

DIMENSIONS	Sq. Tabouret outside vert tablet arm	Mobile Sq. Tabouret outside vertical tablet arm
Overall Width:	21"	21"
Overall Depth:	25"	25"
Seat Height:	18"	18"
Qty./Wt. per carton:	1 ea./22 lbs.	1 ea./22 lbs.



MOBILE SQUARE TABOURET
W/ VERTICAL TABLET ARM

MODEL / DESCRIPTION / LIST PRICING



7402(B/D) Square Tabouret outside vertical tablet arm no casters COM Yardage: 2.25 Yds. / Top: .75 Yd. / Base: 1.5 Yd.

COM	GR1	GR2	GR3	GR4	GR5	GR6	GR7	GR8	GR9	GR10	LEA
\$1573	\$1682	\$1750	\$1819	\$1892	\$1967	\$2047	\$2128	\$2213	\$2301	\$2396	\$2830



7403(B/D) Mobile Square Tabouret outside vertical tablet arm w/ casters COM Yardage: 2.25 Yds. / Top: .75 Yd. / Base: 1.5 Yd.

COM	GR1	GR2	GR3	GR4	GR5	GR6	GR7	GR8	GR9	GR10	LEA
\$1688	\$1805	\$1877	\$1955	\$2032	\$2113	\$2198	\$2286	\$2377	\$2471	\$2572	\$3037

TABLET SHAPES

Choose from 2 Tablet Shapes:

Tablets for Connos modular series are available in 2 shapes shown; specify B or D and left or right (outside or between tablet) when ordering.

Example: TABF - (B) Left - this would be a fixed shape B tablet on the left side (when seated).

Laminate Top:

Tablet orders of 5 or less have 4 standard laminate colors:

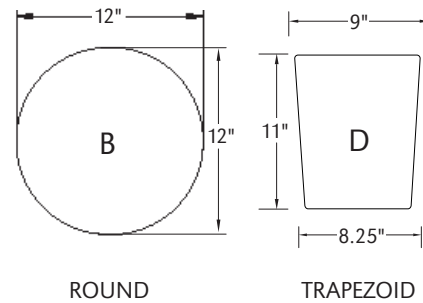
- Wilsonart Black 1595-60
- Wilsonart Montana Walnut 7110K-78
- Formica Brite White 459-58
- Nevamar Silver Alu Metalx MXT003

Solid Surface Top:

Tablet orders of 5 or less have 4 standard Corian colors:

- Bone
- Bronzite
- Glacier White
- Silver Grey

Tablet arms for the Connos series are spaced to accentuate the sleek thin blade arm



Vertical Arm
Tablet height is 27"
from the floor.

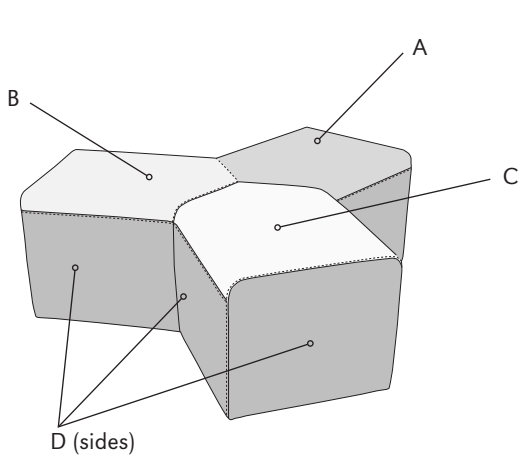
OPTIONS

Add upcharge to list price and code to model number

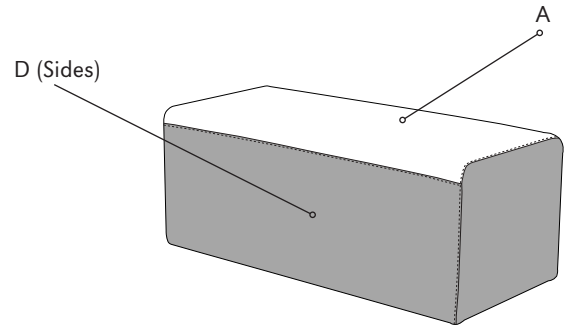
FR	CAL 133 (TB 133) Fire Retardant per yard	\$101	/yd.
MB	Moisture Barrier (up to 60" overall width)	\$141	ea.
2FO	Two Fabric Option	\$110	

TABF(-)	Fixed Tablet (specify blade or outside(L/R), shape D, B)	\$416	
LAM5	Non-standard laminate (5 tablets or less)	\$281	ea. tablet
SST	Solid Surface Tablet - add to tablet option	\$141	ea. tablet
SS5	Non-standard Solid Surface (5 tablets or less)	Call For Quote	

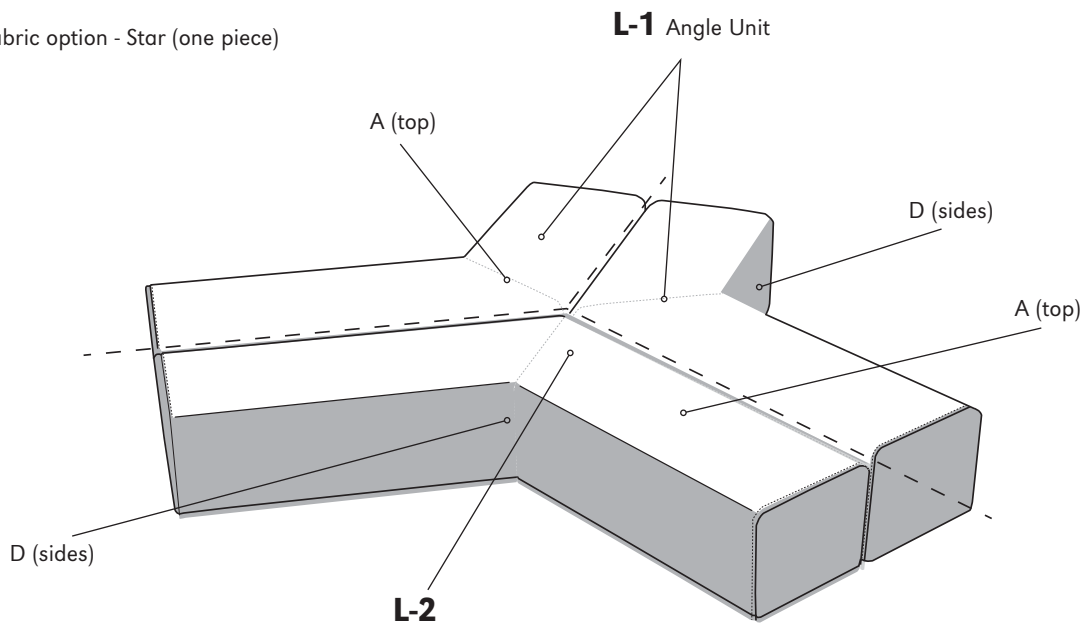
Choose from the following fabric options:



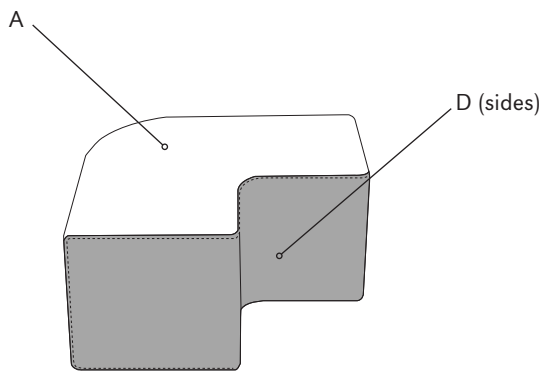
4 Fabric option - Star (one piece)



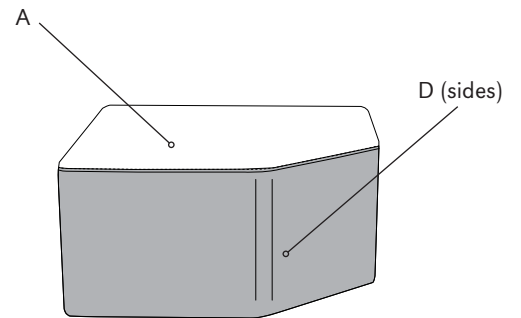
2 Fabric option - Bench



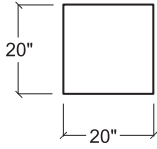
2 Fabric option - Star Grande - L-1 Angle Unit and L-2 Angle Unit (3-pieces)



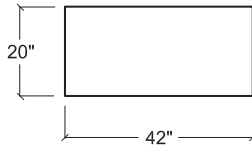
2 Fabric option - 90° Round Corner



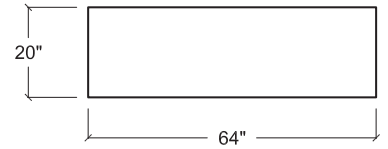
2 Fabric option - Square Corner



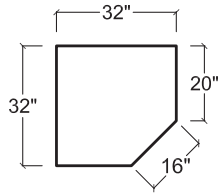
SQUARE TABOURET



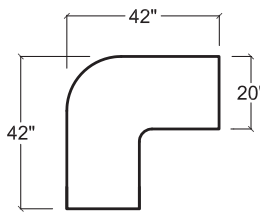
TWO SEAT BENCH



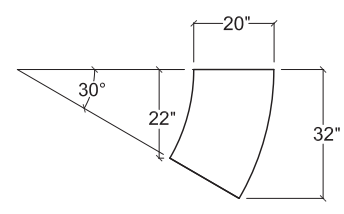
THREE SEAT BENCH



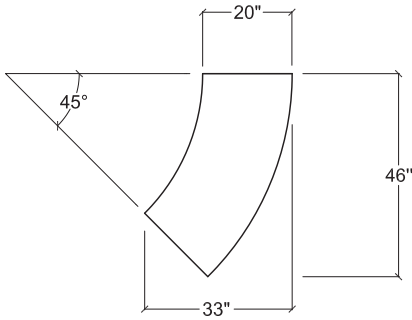
90° SQUARE CORNER



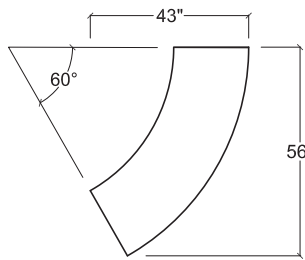
90° ROUND CORNER



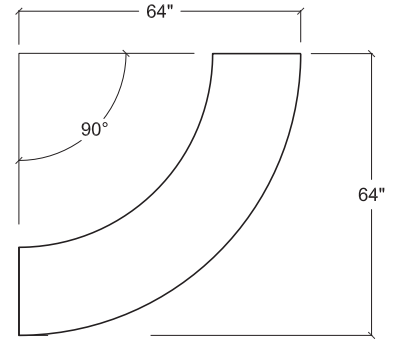
30° ARC



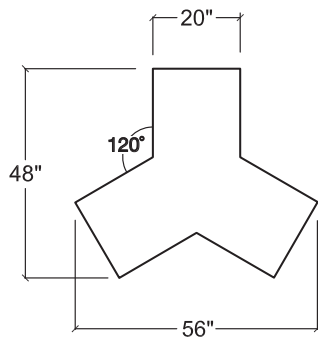
45° ARC



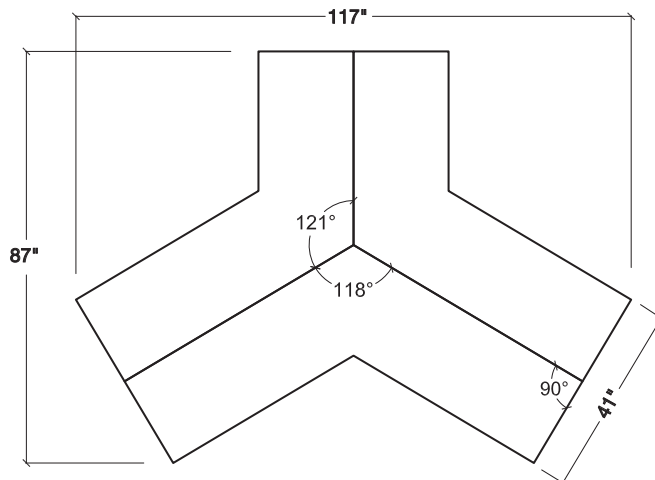
60° ARC



90° ARC




STAR


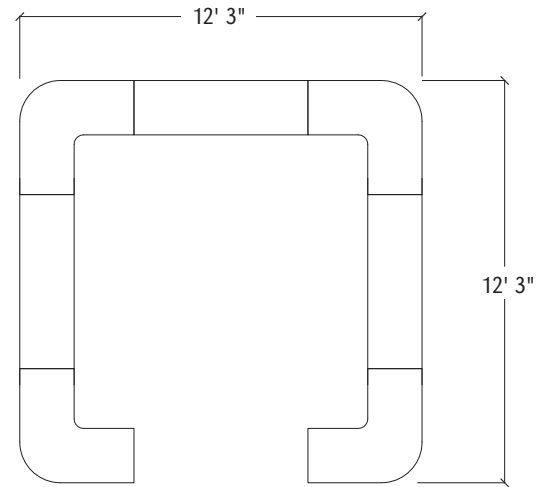


STAR GRANDE

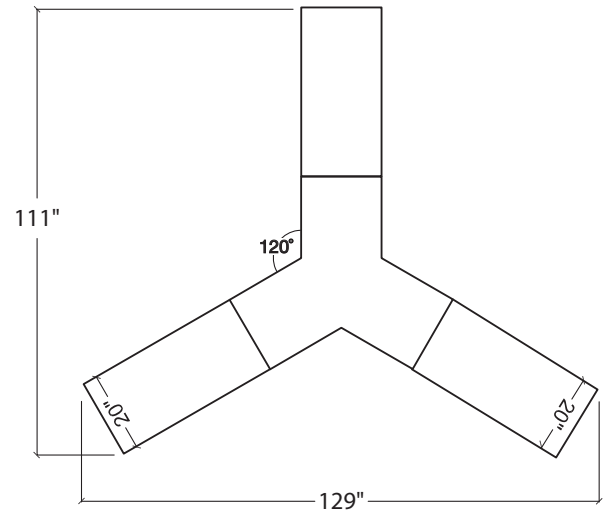
CONFIGURATIONS

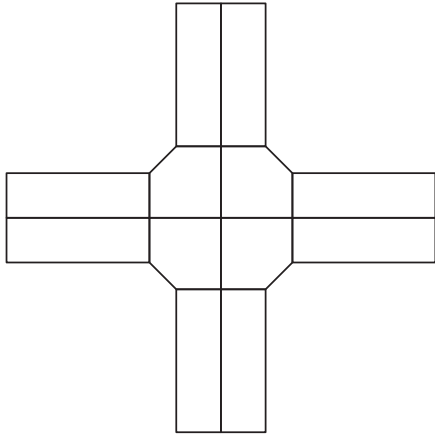


3 - THREE SEAT BENCHES WITH 4 - 90° ROUND CORNER UNITS




3 - TWO SEAT BENCHES WITH A SINGLE STAR UNIT

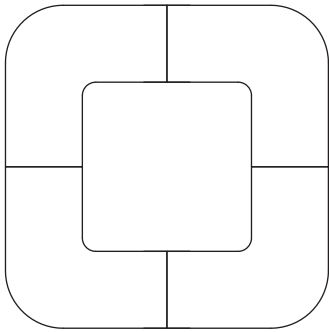




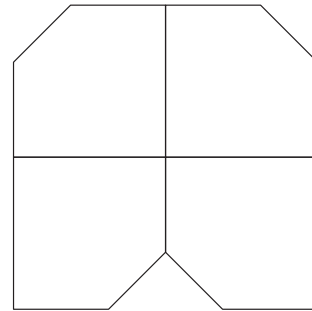
CROSS CORNER CLUSTER



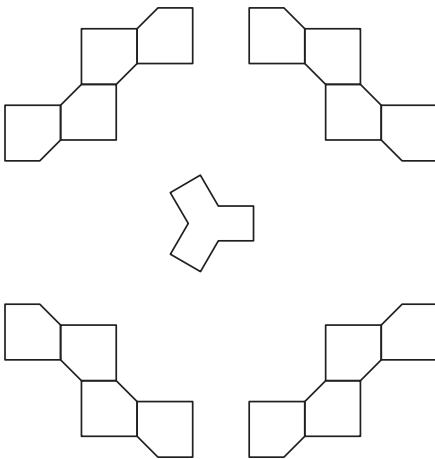
CLUSTER UNITS



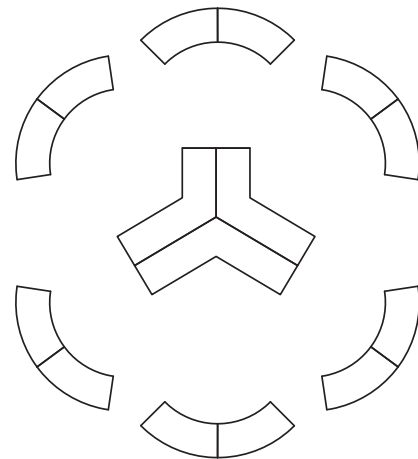
SQUARE CLUSTER



HORSE SHOE CLUSTER



HONEYCOMB CLUSTER



COLLABORATIVE CLUSTER



CORSA TABLE OF CONTENTS

Corsa Cafe.....	2
Corsa Conferece.....	5
Corsa Occasional.....	7

CORSA SERIES

Corsa Series has a round stainless steel base with a 3" diameter brushed stainless steel column. Corsa is an ERG economically priced offering.



CORSA WITH KRystalCAST® TOP



CORSA LAMINATE TOP

STAINLESS STEEL

ORDER INFORMATION

- | | |
|-----------------|-------------------------------|
| 1) Series Name | 6) Laminate Selection and No. |
| 2) Model Number | 7) Edge Style Code and Color |
| 3) Size | 8) Optional Items |
| 4) Quantity | |
| 5) Base Finish | |

CORSA CAFÉ BASE SPECIFICATIONS

Corsa Base

- Table Height** Table height is 29" to 30" depending on table top specified. Bar Height table is 42".
- Column** 3" diameter stainless steel #201.
- Base** Brushed stainless steel #201 finish. Base spreads are 17", 22" or 28"
- Glides** Nylon
- Assembly** Base mounts to tabletop with ¼-20 x 1" machine screws into metal inserts in top. NO WOOD SCREWS ARE USED.
- Plate** 10" x 10" square • 12" X 12" square
14" X 14" square • 24" x 24" square

TABLE TOP SPECIFICATIONS

Table Tops

Table top core is CARB Phase I & Phase II Compliant. Laminate, wood veneer and phenolic backing are glued with water based adhesives.

FINISHES

Table Base

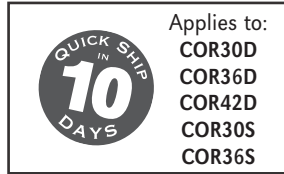
Brushed stainless steel #201 finish is standard. Optional powder coat colors are available.

Laminate/Veneer Selections

ERG offers over 1000 standard laminate choices from Nevamar, Wilsonart, Formica and Pionite. Wood veneer is available in transparent stain colors - custom stain matching available.

OPTIONS

- CODE: SF - Powder Coat finish in choice of standard powder coat colors
- PC-CO: - Polished Chrome Finish
- CODE: GD3 - Flat Ganging Device for Café & Training Tables
- CODE: STH - Special Table Height, for any table height other than 29" or bar-height
- CODE: ULW - Ultra Lightweight Top
- CODE: RAD - 3" Radius Corners for 3MM Edge



MODEL / DESCRIPTION / LIST PRICING

CORSA | CAFÉ | ROUND | STAINLESS STEEL BASE



Model Number	Table Top Size	Shpg. Wght.	Base Spread	LAMINATE TOP ASSORTED EDGES								VENEER TOP	
				GRP 1	GRP 2	GRP 3	GRP 4	GRP 5	GRP 6	GRP 7	GRP 8	GRP 9	
COR24D	24" Dia.	32	17"	\$534	\$546	\$629	\$701	\$843	\$962	\$1108	\$1258	\$1427	
COR30D	30" Dia.	43	22"	\$633	\$649	\$759	\$855	\$1044	\$1202	\$1391	\$1519	\$1685	
COR36D	36" Dia.	53	22"	\$721	\$742	\$875	\$989	\$1219	\$1411	\$1638	\$1750	\$1916	
COR42D	42" Dia.	72	22"	\$861	\$885	\$1059	\$1209	\$1508	\$1757	\$2053	\$2119	\$2269	
COR48D	48" Dia.	86	28"	\$1137	\$1166	\$1376	\$1557	\$1918	\$2219	\$2578	\$2752	\$3010	
COR54D	54" Dia.	135	28"	\$1688	\$2028	\$2279	\$2494	\$2921	\$3279	\$3711	\$4417	\$4654	
COR60D	60" Dia.	160	28"	\$2104	\$2145	\$2435	\$2683	\$3178	\$3594	\$4089	\$4792	\$4992	

Note: 54" and 60" tables have 6" diameter column for stability.

CORSA | CAFÉ | SQUARE | STAINLESS STEEL BASE



Model Number	Table Top Size	Shpg. Wght.	Base Spread	LAMINATE TOP ASSORTED EDGES								VENEER TOP	
				GRP 1	GRP 2	GRP 3	GRP 4	GRP 5	GRP 6	GRP 7	GRP 8	GRP 9	
COR24S	24" Sq.	40	17"	\$530	\$544	\$630	\$705	\$852	\$978	\$1122	\$1259	\$1418	
COR2430S	24x30 Sq.	49	22"	\$573	\$586	\$687	\$775	\$948	\$1092	\$1265	\$1376	\$1523	
COR30S	30" Sq.	54	22"	\$622	\$638	\$749	\$843	\$1033	\$1190	\$1380	\$1496	\$1654	
COR36S	36" Sq.	67	22"	\$735	\$753	\$890	\$1009	\$1245	\$1442	\$1678	\$1783	\$1946	
COR42S	42" Sq.	90	28"	\$1032	\$1056	\$1230	\$1380	\$1678	\$1927	\$2224	\$2459	\$2748	
COR48S	48" Sq.	138	28"	\$1147	\$1177	\$1392	\$1577	\$1945	\$2251	\$2619	\$2785	\$3040	

OPTIONS

Add upcharge to list price and code to model number

SF	Powder Coat finish - in standard colors	\$68	per base	PC-CO	Polished Chrome Finish	\$169	per base
STH	Special Table Height other than 29" or 42"	\$169	per base	ULW	Ultra Lightweight Top	\$213	
GD3	Flat Ganging Device for Café & Training Tables	\$107		RAD	3" Radius Corners for 3MM Edge	\$225	per table



MODEL / DESCRIPTION / LIST PRICING

CORSA | CAFÉ | RECTANGLE | STAINLESS STEEL BASE

RECTANGLE

Model Number	Table Top Size	Shpg. Wght.	Base Spread	LAMINATE TOP ASSORTED EDGES							VENEER TOP	
				GRP1	GRP2	GRP3	GRP4	GRP5	GRP6	GRP7	GRP8	GRP9
COR2448	24X48	70	2-17"	\$899	\$916	\$1028	\$1124	\$1316	\$1476	\$1670	\$2055	\$2428
COR2460	24X60	79	2-17"	\$944	\$961	\$1087	\$1194	\$1408	\$1586	\$1800	\$2174	\$2542
COR3048	30X48	79	2-17"	\$987	\$1005	\$1128	\$1234	\$1447	\$1623	\$1835	\$2256	\$2664
COR3060	30X60	90	2-17"	\$1046	\$1066	\$1206	\$1328	\$1571	\$1772	\$2015	\$2414	\$2815
COR3072	30X72	102	2-17"	\$1263	\$1286	\$1443	\$1577	\$1845	\$2067	\$2335	\$3298	\$3786
COR3660	36X60	102	2-22"	\$1278	\$1301	\$1463	\$1600	\$1876	\$2105	\$2381	\$3345	\$3827
COR3672	36X72	115	2-22"	\$1331	\$1357	\$1535	\$1689	\$1997	\$2254	\$2562	\$3523	\$3988

Note: When optional base finish is required, please multiply upcharge by 2 for tables supported with an extra base.

CORSA | BAR HEIGHT | ROUND | STAINLESS STEEL BASE

ROUND

Model Number	Table Top Size	Shpg. Wght.	Base Spread	LAMINATE TOP ASSORTED EDGES							VENEER TOP	
				GRP 1	GRP 2	GRP 3	GRP 4	GRP 5	GRP 6	GRP 7	GRP 8	GRP 9
CORH24D	24" Dia.	40	17"	\$686	\$700	\$782	\$855	\$998	\$1116	\$1259	\$1565	\$1856
CORH30D	30" Dia.	55	22"	\$764	\$780	\$890	\$986	\$1175	\$1331	\$1521	\$1782	\$2051
CORH36D	36" Dia.	63	28"	\$938	\$957	\$1090	\$1205	\$1432	\$1626	\$1854	\$2183	\$2520

CORSA | BAR HEIGHT | SQUARE | STAINLESS STEEL BASE

SQUARE

Model Number	Table Top Size	Shpg. Wght.	Base Spread	LAMINATE TOP ASSORTED EDGES							VENEER TOP	
				GRP 1	GRP 2	GRP 3	GRP 4	GRP 5	GRP 6	GRP 7	GRP 8	GRP 9
CORH36S	36" Sq.	67	28"	\$966	\$987	\$1122	\$1243	\$1478	\$1675	\$1912	\$2249	\$2597

Note: Other bar height sizes available. Call for pricing.

OPTIONS

Add upcharge to list price and code to model number

SF	Powder Coat finish - in standard colors	\$68	per base	PC-CO	Polished Chrome Finish	\$169	per base
STH	Special Table Height other than 29" or 42"	\$169	per base	ULW	Ultra Lightweight Top	\$213	
GD3	Flat Ganging Device for Café & Training Tables	\$107		RAD	3" Radius Corners for 3MM Edge	\$225	per table



RECTANGLE
CONFERENCE TABLE

ORDER INFORMATION

- | | |
|----------------------------|-------------------------------|
| 1) Series Name | 6) Laminate Selection and No. |
| 2) Model Number | 7) Edge Style Code and Color |
| 3) Size | 8) Optional Items |
| 4) Quantity | |
| 5) Powder Coat Frame Color | |

CORSA CONFERENCE SPECIFICATIONS

Corsa Base

- Table Height** Table height is 29" to 30" depending on table top specified. Bar Height table is 42".
- Column** 3" diameter brushed stainless steel #201.
- Base** Brushed Stainless steel #201 finish. Base spreads are 22" or 28"
- Spider** 24" x 24" square
- Glides** Adjustable glides
- Assembly** Base mounts to tabletop with 1/4-20 x 1" machine screws into metal inserts in top. NO WOOD SCREWS ARE USED.

TABLE TOP SPECIFICATIONS

Table Tops

Table top core is CARB Phase I & Phase II Compliant. Laminate, wood veneer and phenolic backing are glued with water based adhesives.

Edge Selections

ERG offers a wide variety of table top edge materials including PVC, wood and laminate.

FINISHES

Table Base

Brushed stainless steel #201 finish is standard. Optional powder coat colors are available.

Laminate/Veneer Selections

ERG offers over 1000 standard laminate choices from Nevamar, Wilsonart, Formica and Pionite. Wood veneer is available in transparent stain colors - custom stain matching available.

OPTIONS

- CODE: SF - Powder Coat finish in choice of standard colors.
- CODE: GD3 - Flat Ganging Device for Café & Training Tables
- CODE: CRT - Racetrack table top
- CODE: COT - Oval table top
- CODE: PC-CO - Polished Chrome Finish
- CODE: CBT - Boat table top
- CODE: STH - Special Table Height, for any table height other than 29" or bar-height
- CODE: RAD - 3" Radius Corners for 3MM Edge
- CODE: CAT - Almost Rectangle Table Top



RACETRACK
TABLE TOP OPTION

MODEL / DESCRIPTION / LIST PRICING

CORSA | CONFERENCE | RECTANGLE

	Model Number	Table Top Size	Shpg. Wght.	Base Spread	LAMINATE TOP ASSORTED EDGES							VENEER TOP	
					GRP 1	GRP 2	GRP 3	GRP 4	GRP 5	GRP 6	GRP 7	GRP 8	GRP 9
RECTANGLE	CORC4272	42 X 72	129	2-28"	\$2523	\$2576	\$2951	\$3274	\$3915	\$4452	\$5095	\$6792	\$7564
	CORC4284	42 X 84	144	2-28"	\$2628	\$2684	\$3086	\$3429	\$4117	\$4691	\$5379	\$7111	\$7881
	CORC4296	42 X 96	160	2-28"	\$2702	\$2763	\$3191	\$3557	\$4290	\$4902	\$5634	\$7364	\$8108
	CORC4872	48 X 72	142	2-28"	\$2583	\$2642	\$3038	\$3378	\$4057	\$4624	\$5303	\$6998	\$7750
	CORC4884	48 X 84	160	2-28"	\$2878	\$2939	\$3364	\$3729	\$4460	\$5069	\$5800	\$7743	\$8628
	CORC4896	48 X 96	178	2-28"	\$2963	\$3027	\$3484	\$3875	\$4656	\$5306	\$6088	\$8027	\$8884
	CORC48108*	48 X 108	196	3-28"	\$3166	\$3236	\$3719	\$4137	\$4970	\$5663	\$6495	\$8574	\$9495
	CORC48120*	48 X 120	214	3-28"	\$3251	\$3323	\$3840	\$4282	\$5165	\$5901	\$6783	\$8858	\$9751
	CORC48144*	48 X 144	250	3-28"	\$3838	\$3920	\$4494	\$4986	\$5972	\$6790	\$7776	\$10344	\$11505
	CORC6096	60 X 96	214	2-28"	\$3361	\$3436	\$3950	\$4389	\$5267	\$5999	\$6879	\$9095	\$10082
	CORC60108*	60 X 108	237	3-28"	\$3526	\$3605	\$4153	\$4623	\$5566	\$6349	\$7290	\$9575	\$10576
	CORC60120*	60 X 120	259	3-28"	\$3718	\$3803	\$4389	\$4890	\$5894	\$6731	\$7734	\$10122	\$11155
	CORC60144*	60 X 144	304	3-28"	\$4493	\$4586	\$5245	\$5809	\$6937	\$7879	\$9008	\$12065	\$13468

* Asterisk after model number indicates 2+ pieces tops with center seam for tables over 96"

Note: Other sizes upon request, call ERG customer service.

OPTIONS

Add upcharge to list price and code to model number

SF	Powder Coat finish - in standard colors	\$68	per base	STH	Special Table Height, other than 29" or 42"	\$169	per base
GD3	Flat Ganging Device for Café & Training Tables	\$107		PC-CO	Polished Chrome Finish	\$169	per base
CRT	Racetrack table top - add to rectangle top price	add 20%		RAD	3" Radius Corners for 3MM Edge	\$225	per table
COT	Eliptical table top - add to rectangle top price	add 20%		CAT	Almost Rectangle table top	add 25%	
CBT	Boat table top - add to rectangle top price	add 25%					

CORSA SERIES

Corsa Series has a round cast iron base with a stainless steel cover. This series is an ERG special economically priced offering.



SOLID SURFACE SQUARE TOP CORSA
SIDE TABLE



LAMINATE ROUND TOP CORSA W/
WHITE POWDER COAT FINISH BASE



4" RADIUS CORNER TOP
SIDE TABLE

ORDER INFORMATION

- | | |
|-----------------|-------------------------------|
| 1) Series Name | 6) Laminate Selection and No. |
| 2) Model Number | 7) Edge Style Code and Color |
| 3) Size | 8) Optional Items |
| 4) Quantity | |
| 5) Base Finish | |

CORSA OCCASIONAL TABLE BASE SPECIFICATIONS

Corsa Base

- Table Height** Available table height is 17" to 22".
- Column** 3" diameter stainless steel.
- Base** Stainless steel. Base spread is 17", 22", 28".
- Glides** Adjustable glides
- Assembly** Base mounts to tabletop with 1/4-20 x 1" machine screws into metal inserts in top.
NO WOOD SCREWS ARE USED.

TABLE TOP SPECIFICATIONS

Table Tops

Table top core is CARB Phase I & Phase II Compliant. Laminate, wood veneer and phenolic backing are glued with water based adhesives.

FINISHES

Table Base

Stainless steel #201 finish is standard. Optional standard powder coat colors are available.

Laminate/Veneer Selections

ERG offers over 1000 standard laminate choices from Nevamar, Wilsonart, Formica and Pionite. Wood veneer is available in transparent stain colors - custom stain matching available.

Special Edge Note:

Square tables using PVC T-edge will have a 2" radius on all corners. We also offer 4" radius corners.

OPTIONS

- CODE: SF - Powder Coat finish in choice of standard powder coat colors.
- CODE: PC-CO - Polished Chrome Finish



SOLID SURFACE SQUARE TOP
CORSA SIDE TABLE

ROUND AND SQUARE TOP

	Model Number	Table Top Size	Table Height	Table Shape	Shpg. Weight	LAMINATE TOP EDGE 2B OR 3A OR SELF EDGE	VENEER TOP EDGE 8G	SOLID SURFACE TOP
	CORO20D	20" dia.	17"	round	35 lbs.	\$1023	\$1074	CALL
	CORO24D	24" dia.	17"	round	40 lbs.	\$1066	\$1127	CALL
	CORO30D	30" dia.	17"	round	45 lbs.	\$1092	\$1156	CALL
	CORO36D	36" dia.	17"	round	50 lbs.	\$1135	\$1201	CALL
	CORO20DT	20" dia.	22"	round	35 lbs.	\$1040	\$1100	CALL
	CORO24DT	24" dia.	22"	round	40 lbs.	\$1080	\$1143	CALL
	CORO20S	20" x 20"	17"	square	45 lbs.	\$1040	\$1100	CALL
	CORO24S	24" x 24"	17"	square	50 lbs.	\$1080	\$1143	CALL
	CORO30S	30" x 30"	17"	square	55 lbs.	\$1108	\$1173	CALL
	CORO36S	36" x 36"	17"	square	55 lbs.	\$1135	\$1201	CALL
	CORO20ST	20" x 20"	22"	square	47 lbs.	\$1050	\$1115	CALL
	CORO24ST	24" x 24"	22"	square	52 lbs.	\$1092	\$1156	CALL

OPTIONS

Add upcharge to list price and code to model number

SF	Powder Coat Color (per base)	\$68	PC-CO	Polished Chrome Finish	\$169	per base
----	------------------------------	------	-------	------------------------	-------	----------



4" RADIUS CORNER TOP
SIDE TABLE

4" RADIUS CORNER EDGE



Model Number	Model Description	Table Top Size	Table Height	Table Shape	Shpg. Weight	LAMINATE TOP EDGE 2B OR 3A OR SELF EDGE	veneer TOP EDGE 8G	SOLID SURFACE TOP
CORO20R	Occasional	20" x 20"	17"	4" radius corner	35 lbs.	\$ 1086	\$ 1150	CALL
CORO24R	Occasional	24" x 24"	17"	4" radius corner	40 lbs.	\$ 1127	\$ 1196	CALL
CORO30R	Occasional	30" x 30"	17"	4" radius corner	45 lbs.	\$ 1156	\$ 1226	CALL
CORO36R	Occasional	36" x 36"	17"	4" radius corner	50 lbs.	\$ 1201	\$ 1273	CALL
CORO20RT	Occasional	20" x 20"	22"	4" radius corner	47 lbs.	\$ 1115	\$ 1182	CALL
CORO24RT	Occasional	24" x 24"	22"	4" radius corner	52 lbs.	\$ 1156	\$ 1226	CALL

OPTIONS

Add upcharge to list price and code to model number

SF	Powder Coat Color (per base)	\$68
----	------------------------------	------

PC-CO	Polished Chrome Finish	\$ 169	per base
-------	------------------------	--------	----------



CROSSFIRE TABLE OF CONTENTS

Crossfire Cafe	2
Crossfire Training	4
Crossfire Conference	7
Crossfire Occasional.....	9



CROSSFIRE ROUND X-BASE

ORDERING INFORMATION

- | | |
|----------------------------|-------------------------------|
| 1) Series Name | 6) Laminate Selection and No. |
| 2) Model Number | 7) Edge Style Code and Color |
| 3) Size | 8) Wood Species |
| 4) Quantity | 9) Wood Stain Color |
| 5) Powder Coat Frame Color | 10) Optional Items |

CROSSFIRE CAFÉ BASE SPECIFICATIONS

Crossfire X Base

- Table Height** Table height is 29" to 30" depending on table top specified. Bar Height table is 42".
- Column** 2.25" diameter 14 gauge steel tubing welded to top plate.
- Base** Diecast aluminum tubing – 26", 33" and 38" X-base spreads.
- Plate** 8" x 8" square
12" X 12" square
- Glides** Adjustable zinc rubber cushion glides (Standard)
- Assembly** Top plate is welded to the vertical column and the vertical column is bolted to the horizontal base. No tie rod assembly. Base mounts to tabletop with ¼-20 x 1" machine screws into metal inserts in top.
- Finish** Choice of standard powder coat colors – See "Color Selections" brochure.

Flip-Top Mechanism

Durable all-steel construction with a spring-loaded release handle and a safety catch to maintain flipped-up position.

TABLE TOP SPECIFICATIONS

Table Tops

Table top core is CARB Phase I & Phase II Compliant. Laminate, wood veneer and phenolic backing are glued with water based adhesives.

FINISHES

Laminate/Veneer Selections


ERG offers over 1000 standard laminate choices from Nevamar, Wilsonart, Formica and Pionite. Wood veneer is available in transparent stain colors - custom stain matching available.

Edge Selections:

ERG offers a wide variety of table top edge materials including PVC, wood, aluminum and resin. Square tables using PVC **T-MOLD** edge will have a 2" radius on all corners.

OPTIONS

- CODE: FLIP-X - Flip Top per X-base
- CODE: FLIP-T - Flip Top for two T-legs
- CODE: ASB - Anti-Sag Bar for tables under 72"
- CODE: PC - Polished Chrome
- CODE: RP - Painted Foot-ring for bar height
- CODE: STH - Special Table Height (any table height other than 29" or bar height)
- CODE: CAS3 - 3" Mobile Casters
- CODE: GD3 - Flat Ganging Device for Café & Training Tables
- CODE: ULW - Ultra Lightweight Top
- CODE: RAD - 3" Radius Corners for 3MM Edge
- CODE: FTBH – Flip top support bar for rectangular bar height tables (Maximum table top size 30x72)
- CODE: SLG – Self-Leveling Glide



GLIDE DETAIL

MODEL / DESCRIPTION / LIST PRICING

CROSSFIRE | CAFÉ | ROUND



Model Number	Table Top Size	Shpg. Wght.	Base Spread	LAMINATE TOP ASSORTED EDGES							VENEER TOP	
				GRP 1	GRP 2	GRP 3	GRP 4	GRP 5	GRP 6	GRP 7	GRP 8	GRP 9
CF30D	30" Dia.	43	26"- X	\$759	\$776	\$888	\$985	\$1177	\$1338	\$1531	\$2043	\$2277
CF36D	36" Dia.	53	33"- X	\$852	\$872	\$1006	\$1121	\$1357	\$1549	\$1782	\$2322	\$2552
CF42D	42" Dia.	72	33"- X	\$1026	\$1052	\$1227	\$1380	\$1682	\$1936	\$2240	\$2843	\$3078
CF48D	48" Dia.	103	38"- X	\$1131	\$1162	\$1377	\$1561	\$1927	\$2233	\$2601	\$3200	\$3400

CROSSFIRE | CAFÉ | SQUARE



Model Number	Table Top Size	Shpg. Wght.	Base Spread	LAMINATE TOP ASSORTED EDGES							VENEER TOP	
				GRP 1	GRP 2	GRP 3	GRP 4	GRP 5	GRP 6	GRP 7	GRP 8	GRP 9
CF2430S	24x30 Sq.	49	26"- X	\$698	\$712	\$815	\$905	\$1080	\$1227	\$1404	\$1875	\$2094
CF30S	30" Sq.	54	26"- X	\$735	\$752	\$864	\$961	\$1153	\$1314	\$1507	\$1992	\$2208
CF36S	36" Sq.	67	33"- X	\$884	\$906	\$1044	\$1166	\$1405	\$1605	\$1845	\$2411	\$2654
CF42S	42" Sq.	90	38"- X	\$1031	\$1056	\$1234	\$1385	\$1688	\$1940	\$2244	\$2854	\$3094

CROSSFIRE | CAFÉ | RECTANGLE



Model Number	Table Top Size	Shpg. Wght.	Base Spread	LAMINATE TOP ASSORTED EDGES							VENEER TOP	
				GRP 1	GRP 2	GRP 3	GRP 4	GRP 5	GRP 6	GRP 7	GRP 8	GRP 9
CF2448	24x48 Sq.	70	2-20"- T	\$881	\$899	\$1031	\$1146	\$1372	\$1562	\$1789	\$2376	\$2641
CF2460	24x60 Sq.	79	2-20"- T	\$925	\$947	\$1094	\$1220	\$1474	\$1685	\$1940	\$2526	\$2776
CF3048	30x48 Sq.	79	2-26"- T	\$930	\$951	\$1103	\$1230	\$1486	\$1700	\$1959	\$2544	\$2792
CF3060	30x60 Sq.	90	2-26"- T	\$985	\$1010	\$1177	\$1321	\$1612	\$1852	\$2141	\$2726	\$2955

CROSSFIRE | CAFÉ | BAR HEIGHT



Model Number	Table Top Size	Shpg. Wght.	Base Spread	LAMINATE TOP ASSORTED EDGES							VENEER TOP	
				GRP 1	GRP 2	GRP 3	GRP 4	GRP 5	GRP 6	GRP 7	GRP 8	GRP 9
CFH24D	24" Dia.	40	20"- X	\$941	\$952	\$1038	\$1111	\$1256	\$1379	\$1523	\$2352	\$2816
CFH30D	30" Dia.	50	26"- X	\$990	\$1007	\$1119	\$1215	\$1408	\$1568	\$1762	\$2552	\$2966
CFH36D	36" Dia.	63	33"- X	\$1139	\$1159	\$1294	\$1411	\$1644	\$1839	\$2071	\$2956	\$3410
CFH36S	36" Sq.	67	33"- X	\$1180	\$1200	\$1340	\$1458	\$1699	\$1898	\$2139	\$3059	\$3533

Note: FTBH option is required with STH option when ordering rectangle flip-top tables over 29" table height.

Note: Other bar height sizes available. Call for pricing.

Note: Flip-top X- base tables with casters in bar & counter height max 36" D or 36" S

OPTIONS

Add upcharge to list price and code to model number

FLIP-X	Flip-Top per X-base	\$141	
FLIP-T	Flip-Top for two T-legs	\$402	
ASB	Anti-Sag Bar for tables under 72"	\$90	
STH	Special Table Height (other than 29")	\$169	per base
RP	Painted Foot-ring for Bar Height	\$124	
CAS3	3" Mobile Casters (2 Casters per T-leg)	\$29	ea.

PC	Polished Chrome (X and T Bases)	\$101	per base
GD3	Flat Ganging Device for Café & Training Tables	\$107	
ULW	Ultra Lightweight Top	\$213	
RAD	3" Radius Corners for 3MM Edge	\$225	per table
FTBH	All T-leg bar height tables with flip top	\$337	
SLG	Self-Leveling Glide	\$10	per glide



ORDERING INFORMATION

- | | |
|----------------------------|-------------------------------|
| 1) Series Name | 6) Laminate Selection and No. |
| 2) Model Number | 7) Edge Style Code and Color |
| 3) Size | 8) Wood Species |
| 4) Quantity | 9) Wood Stain Color |
| 5) Powder Coat Frame Color | 10) Optional Items |

CROSSFIRE TRAINING BASE SPECIFICATIONS

Crossfire T Base

- Table Height** Table height is 29" to 30" depending on table top specified.
- Column** 2.25" diameter 14 gauge steel tubing welded to top plate.
- Base** Diecast aluminum tubing – 20", 26" spreads
- Plate** 8" x 8" square 12 gauge stamped steel
5" x 5" or 2" x 4" 12 gauge stamped steel (Flip-Top or Folding)
- Glides** Adjustable zinc rubber cushion steel glides (Standard)
- Assembly** Top plate is welded to the vertical column and the vertical column is welded to the horizontal base plate. No tie rod assembly. Base mounts to tabletop with ¼-20 x 1" machine screws into metal inserts in top. Stretcher steel bars are used on tops 72" and longer.
- Finish** Choice of standard powder coat colors – See "Color Selections" brochure

Flip-Top Mechanism

Aluminum die-cast top plate and aluminum housing with single handle cable release.

Folding Mechanism

Nylon injection molded housing, cast aluminum pivot and metal locking slider. Rigid, taper locking design is activated by single lever that also locks in folded position.


TABLE TOP SPECIFICATIONS

Table Tops

Table top core is CARB Phase I & Phase II Compliant. Laminate, wood veneer and phenolic backing are glued with water based adhesives.

Ultra-Lightweight Table Tops

Ultra-lightweight tables have an exceptionally strong manufactured MDF top made from 100% recovered and recycled wood fiber with at least 25% post-industrial recycled fiber; the balance consisting of recovered waste fiber. Ultra-light tables are 18% lighter than standard tables.



GLIDE DETAIL



STATIONARY T-BASE

FINISHES

Laminate/Veneer Selections

ERG offers over 1000 standard laminate choices from Nevamar, Wilsonart, Formica and Pionite. Wood veneer is available in transparent stain colors - custom stain matching available.

Edge Selections:

ERG offers a wide variety of table top edge materials including PVC, wood, aluminum and resin/urethane.
Special Edge Note: When ganging or butting tables together, ERG recommends using 3MM flat edge or flat wood edge. Square tables using PVC **T-MOLD** edge will have a 2" radius on all corners.

OPTIONS

- CODE: FLIPT - Flip-Top for two T-legs
- CODE: ASB - Anti-Sag Bar for tables under 72"
- CODE: FOLD - Lightweight Folding Leg Mechanism per table
- CODE: STH - Special Table Height (any table height other than 29")
- CODE: ULW - Ultra-lightweight table top
- CODE: CAS3 - 3" Mobile Casters
- CODE: GD3 - Flat Ganging Device for Café & Training Tables
- CODE: PC - Polished Chrome
- CODE: CIN - Crossfire Inline Nesting
- CODE: RAD - 3" Radius Corners for 3MM Edge
- CODE: FTBH – Flip top support bar for rectangular bar height tables
(Maximum table top size 30x72)
- TABLE ACCESSORIES – Modesty Panels, Bridges, Grommets, Wire Management, Power & Communication Options, Table Dollies – See accessories online under the 'Products' tab
- CODE: SLG – Self-Leveling Glide

Note: When ordering modesty panel, table and panel must have 3MM edge.



CROSSFIRE SLANTED LEGS WITH CASTERS

MODEL / DESCRIPTION / LIST PRICING

CROSSFIRE | RECTANGLE

Model Number	Table Top Size	Shpg. Wght.	Base Spread	LAMINATE TOP ASSORTED EDGES								VENEER TOP	
				GRP 1	GRP 2	GRP 3	GRP 4	GRP 5	GRP 6	GRP 7	GRP 8	GRP 9	
CF2436	24 X 36	61	2-20"- T	\$836	\$854	\$970	\$1070	\$1269	\$1436	\$1637	\$2226	\$2505	
CF2448	24 X 48	70	2-20"- T	\$881	\$899	\$1031	\$1146	\$1372	\$1562	\$1789	\$2376	\$2641	
CF2460	24 X 60	79	2-20"- T	\$925	\$947	\$1094	\$1220	\$1474	\$1685	\$1940	\$2526	\$2776	
CF2472	24 X 72	88	2-20"- T	\$1114	\$1138	\$1303	\$1442	\$1723	\$1958	\$2239	\$2995	\$3341	
CF2484	24 X 84	97	2-20"- T	\$1183	\$1210	\$1397	\$1558	\$1877	\$2145	\$2468	\$3221	\$3548	
CF2496	24 X 96	106	2-20"- T	\$1227	\$1256	\$1458	\$1634	\$1981	\$2271	\$2620	\$3374	\$3682	
CF3036	30 X 36	68	2-26"- T	\$878	\$895	\$1027	\$1138	\$1363	\$1549	\$1772	\$2361	\$2627	
CF3048	30 X 48	79	2-26"- T	\$930	\$951	\$1103	\$1230	\$1486	\$1700	\$1959	\$2544	\$2792	
CF3060	30 X 60	90	2-26"- T	\$985	\$1010	\$1177	\$1321	\$1612	\$1852	\$2141	\$2726	\$2955	
CF3072	30 X 72	102	2-26"- T	\$1183	\$1211	\$1398	\$1560	\$1881	\$2147	\$2470	\$3224	\$3549	
CF3084	30 X 84	113	2-26"- T	\$1259	\$1292	\$1506	\$1692	\$2058	\$2365	\$2732	\$3484	\$3782	
CF3096	30 X 96	124	2-26"- T	\$1315	\$1347	\$1581	\$1782	\$2184	\$2516	\$2918	\$3667	\$3945	
CF3648	36 X 48	88	2-26"- T	\$991	\$1015	\$1188	\$1336	\$1629	\$1872	\$2166	\$2750	\$2835	
CF3660	36 X 60	102	2-26"- T	\$1055	\$1083	\$1278	\$1442	\$1773	\$2049	\$2381	\$2962	\$3170	
CF3672	36 X 72	115	2-26"- T	\$1264	\$1294	\$1509	\$1695	\$2065	\$2373	\$2743	\$3492	\$3792	
CF3684	36 X 84	129	2-26"- T	\$1350	\$1385	\$1632	\$1842	\$2265	\$2617	\$3037	\$3784	\$4055	
CF3696	36 X 96	142	2-26"- T	\$1413	\$1452	\$1720	\$1949	\$2408	\$2793	\$3254	\$3997	\$4245	

Note: FTBH option is required with STH option when ordering rectangle flip-top tables over 29" table height.

Note: Fliptop tables with casters in counter & bar height available in depth ranges 24"-36" only
Max Length up 72" - Not available with C-legs

OPTIONS

Add upcharge to list price and code to model number

FLIP-T	Flip-Top for two t-legs	\$402	
ASB	Anti-Sag Bar for tables under 72"	\$90	
FOLD	Lightweight Folding Leg Mechanism per table	\$335	
STH	Special Table Height (other than 29")	\$169	per leg
ULW	Ultra-lightweight table top	\$213	
CAS3	3" Mobile Casters (2 Casters per T-leg)	\$29	ea.

GD3	Flat Ganging Device for Café & Training Tables	\$107	
PC	Polished Chrome	\$101	per leg
CIN	Crossfire Inline Nesting	\$73	
RAD	3" Radius Corners for 3MM Edge	\$225	per table
FTBH	All T-base bar height tables with flip top	\$337	
SLG	Self-Leveling Glide	\$10	per glide

MODEL / DESCRIPTION / LIST PRICING

CROSSFIRE | TRAPEZOID

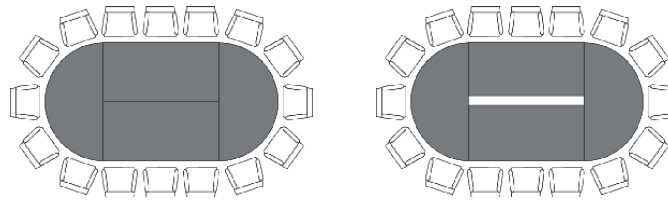


Model Number	Table Top Size	Shpg. Wght.	Base Spread	LAMINATE TOP ASSORTED EDGES							VENEER TOP	
				GRP 1	GRP 2	GRP 3	GRP 4	GRP 5	GRP 6	GRP 7	GRP 8	GRP 9
CFT2448	24 X 48	70	2-20"- T	\$1037	\$1063	\$1252	\$1411	\$1733	\$1998	\$2319	\$2900	\$3112
CFT2460	24 X 60	79	2-20"- T	\$1134	\$1166	\$1386	\$1574	\$1953	\$2269	\$2647	\$3224	\$3404
CFT3060	30 X 60	90	2-26"- T	\$1184	\$1217	\$1456	\$1660	\$2070	\$2411	\$2819	\$3395	\$3556
CFT3672	36 X 72	115	2-26"- T	\$1454	\$1494	\$1777	\$2019	\$2501	\$2907	\$3389	\$4135	\$4367

CROSSFIRE | SECTIONAL | HALF ROUND



Model Number	Table Top Size	Shpg. Wght.	Base Spread	LAMINATE TOP ASSORTED EDGES							VENEER TOP	
				GRP 1	GRP 2	GRP 3	GRP 4	GRP 5	GRP 6	GRP 7	GRP 8	GRP 9
CFHR2448	24 X 48	70	2-20"- T	\$1175	\$1210	\$1443	\$1645	\$2049	\$2387	\$2791	\$3365	\$3532
CFHR3060	30 X 60	90	2-20"- T	\$1271	\$1308	\$1578	\$1808	\$2269	\$2652	\$3112	\$3684	\$3818
CFHR3672	36 X 72	115	2-26"- T	\$1540	\$1586	\$1897	\$2165	\$2702	\$3149	\$3684	\$4425	\$4629



SAMPLE CONFIGURATIONS

Note: FTBH option is required with STH option when ordering rectangle flip-top tables over 29" table height.

Note: Fliptop tables with casters in counter & bar height available in depth ranges 24"-36" only
Max Length up 72" - Not available with C-legs

OPTIONS

Add upcharge to list price and code to model number

FLIP-T	Flip-Top for two t-legs	\$402	
ASB	Anti-Sag Bar for tables under 72"	\$90	
FOLD	Lightweight Folding Leg Mechanism per table	\$335	
STH	Special Table Height (other than 29")	\$169	per leg
ULW	Ultra-lightweight table top	\$213	

CAS3	3" Mobile Casters (2 Casters per T-leg)	\$29	ea.
GD3	Flat Ganging Device for Café & Training Tables	\$107	
PC	Polished Chrome	\$101	per leg
FTBH	All T-base bar height tables with flip top	\$337	
CIN	Crossfire Inline Nesting	\$73	
SLG	Self-Leveling Glide	\$10	per glide



CONFERENCE TABLE WITH Y-BASE
AND OPTIONAL OVAL TOP

Note: Y-leg base pricing includes floor crossbar.

ORDER INFORMATION

- | | |
|----------------------------|-------------------------------|
| 1) Series Name | 6) Laminate Selection and No. |
| 2) Model Number | 7) Edge Style Code and Color |
| 3) Size | 8) Wood Species |
| 4) Quantity | 9) Wood Stain Color |
| 5) Powder Coat Frame Color | 10) Optional Items |

CROSSFIRE CONFERENCE SPECIFICATIONS

Conference Base

Table Height	Table height is 29" to 30" depending on table top specified.
Column	2.25" diameter 14 gauge steel tubing welded to top plate.
Base	Diecast aluminum tubing – two base styles 34" TT-Base and 29" or 33" Y-Base
Plate	8" x 8" square 12 gauge stamped steel
Glides	Adjustable zinc rubber cushion steel glides (Standard)
Assembly	Top plate is welded to the vertical column and the vertical column is bolted to the horizontal base and crossbar (on Y-base). No tie rod assembly. Base mounts to tabletop with ¼-20 x 1" machine screws into metal inserts in top.
Finish	Choice of standard powder coat colors – See "Color Selections" brochure

Table Tops

Table top core is CARB Phase I & Phase II Compliant. Laminate, wood veneer and phenolic backing are glued with water based adhesives.

Edge Selections

ERG offers a wide variety of table top edge materials including PVC, wood and laminate.

FINISHES

Table Bases and Legs

Finished in your choice of standard powder coat colors. Finishes listed at beginning of price list. For colors refer to "Color Selections" brochure. For actual color samples, please call Customer Service.

Laminate/Veneer Selections

ERG offers over 1000 standard laminate choices from Nevamar, Wilsonart, Formica and Pionite. Wood veneer is available in transparent stain colors - custom stain matching available.

OPTIONS

- CODE: STH - Special Table Height (any table height other than 29")
- CODE: GD3 - Flat Ganging Device for Café & Training Tables
- CODE: CRT - Racetrack table top
- CODE: COT - Oval table top
- CODE: CBT - Boat table top
- CODE: PC - Polished Chrome
- CODE: CAT - Almost Rectangle Table Top
- CODE: RAD - 3" Radius Corners for 3MM Edge
- TABLE ACCESSORIES – Modesty Panels, Bridges, Grommets, Wire Management, Power & Communication Options, Table Dollies – See accessories online under the 'Products' tab
- CODE: SLG – Self-Leveling Glide

Note: When ordering modesty panel, table and panel must have 3MM edge.

MODEL / DESCRIPTION / LIST PRICING

CROSSFIRE | CONFERENCE | RECTANGLE

RECTANGLE

Model Number	Table Top Size	Shpg. Wght.	Base Spread	LAMINATE TOP ASSORTED EDGES									VENEER TOP	
				GRP 1	GRP 2	GRP 3	GRP 4	GRP 5	GRP 6	GRP 7	GRP 8	GRP 9		
CF4272	42 X 72	129	2-34TT	\$2449	\$2500	\$2865	\$3177	\$3801	\$4322	\$4944	\$6594	\$7344		
CF4284	42 X 84	144	2-34TT	\$2552	\$2605	\$2996	\$3329	\$3996	\$4554	\$5222	\$6903	\$7650		
CF4296	42 X 96	160	2-34TT	\$2623	\$2683	\$3099	\$3455	\$4165	\$4759	\$5471	\$7147	\$7872		
CF4872	48 X 72	142	2-34TT	\$2508	\$2564	\$2949	\$3280	\$3939	\$4490	\$5149	\$6795	\$7523		
CF4884	48 X 84	160	2-34TT	\$2794	\$2853	\$3267	\$3619	\$4330	\$4921	\$5631	\$7517	\$8376		
CF4896	48 X 96	178	2-34TT	\$2875	\$2938	\$3381	\$3762	\$4519	\$5152	\$5910	\$7793	\$8625		
CF48108*	48 X 108	196	3-34TT	\$3073	\$3140	\$3611	\$4015	\$4824	\$5498	\$6305	\$8324	\$9217		
CF48120*	48 X 120	214	3-34TT	\$3155	\$3227	\$3728	\$4157	\$5013	\$5729	\$6586	\$8600	\$9467		
CF48144*	48 X 144	250	3-34TT	\$3725	\$3805	\$4363	\$4842	\$5797	\$6593	\$7548	\$10041	\$11169		
CF6096	60 X 96	214	2-34TT	\$3262	\$3335	\$3834	\$4260	\$5114	\$5822	\$6678	\$8828	\$9788		
CF60108*	60 X 108	237	3-34TT	\$3422	\$3500	\$4032	\$4489	\$5403	\$6165	\$7077	\$9296	\$10267		
CF60120*	60 X 120	259	3-34TT	\$3610	\$3691	\$4260	\$4747	\$5720	\$6533	\$7509	\$9827	\$10830		
CF60144*	60 X 144	304	3-34TT	\$4362	\$4452	\$5091	\$5639	\$6734	\$7648	\$8745	\$11712	\$13076		

* Asterisk after model number indicates 2+ pieces tops with center seam for tables over 96"

CROSSFIRE | CONFERENCE | RECTANGLE Y-BASE

Model Number	Table Top Size	Shpg. Wght.	Base Spread	LAMINATE TOP ASSORTED EDGES									VENEER TOP	
				GRP 1	GRP 2	GRP 3	GRP 4	GRP 5	GRP 6	GRP 7	GRP 8	GRP 9		
CFY3672	36 X 72	115	2-29Y	\$2449	\$2500	\$2865	\$3177	\$3801	\$4322	\$4944	\$6594	\$7344		
CFY3684	36 X 84	129	2-29Y	\$2552	\$2605	\$2996	\$3329	\$3996	\$4554	\$5222	\$6903	\$7650		
CFY3696	36 X 96	142	2-29Y	\$2623	\$2683	\$3099	\$3455	\$4165	\$4759	\$5471	\$7147	\$7496		
CFY4272	42 X 72	129	2-33Y	\$2508	\$2564	\$2949	\$3280	\$3939	\$4490	\$5149	\$6795	\$7523		
CFY4284	42 X 84	144	2-33Y	\$2794	\$2853	\$3267	\$3619	\$4330	\$4921	\$5631	\$7517	\$8376		
CFY4296	42 X 96	160	2-33Y	\$2875	\$2938	\$3381	\$3762	\$4519	\$5152	\$5910	\$7793	\$8625		
CFY4872	48 X 72	142	2-33Y	\$3073	\$3140	\$3611	\$4015	\$4824	\$5498	\$6305	\$8324	\$9217		
CFY4884	48 X 84	160	2-33Y	\$3155	\$3227	\$3728	\$4157	\$5013	\$5729	\$6586	\$8600	\$9467		
CFY4896	48 X 96	178	2-33Y	\$3725	\$3805	\$4363	\$4842	\$5797	\$6593	\$7548	\$10041	\$11169		

Note: Y-leg base pricing includes floor crossbar.

OPTIONS

Add upcharge to list price and code to model number

GD3	Flat Ganging Device for Café & Training Tables	\$107	
CRT	Racetrack table top	add 20%	
COT	Oval table top	add 20%	
CBT	Boat table top	add 25%	
PC	Polished Chrome - TT-Base	\$169	per base

PC	Polished Chrome - Y-Bases & Crossbar	\$253	per table
STH	Special Table Height - any height other than 29"	\$393	per table
RAD	3" Radius Corners for 3MM Edge	\$225	per table
CAT	Almost Rectangle table top	add 25%	
SLG	Self-Leveling Glide	\$10	per glide



CROSSFIRE OCCASIONAL TABLE WITH
OPTIONAL POLISHED CHROME BASE AND KRYSTALCAST™ TOP

ORDERING INFORMATION

- | | |
|----------------------------|-------------------------------|
| 1) Series Name | 6) Laminate Selection and No. |
| 2) Model Number | 7) Edge Style Code and Color |
| 3) Size | 8) Optional Items |
| 4) Quantity | |
| 5) Powder Coat Frame Color | |

CROSSFIRE OCCASIONAL BASE SPECIFICATIONS

Table Height	Table height is 17".
Column	2.25" diameter 14 gauge steel tubing welded to top plate.
Base	Diecast aluminum – 20", 26", 33" and 38" X-base spreads.
Plate	8" x 8" square 12" X 12" square
Glides	Adjustable zinc rubber cushion glides (Standard)
Assembly	Top plate is welded to the vertical column and the vertical column is bolted to the horizontal base. No tie rod assembly. Base mounts to tabletop with ¼-20 x 1" machine screws into metal inserts in top.
Finish	Choice of standard powder coat colors – See "Color Selections" brochure.

TABLE TOP SPECIFICATIONS

Table Tops

Table top core is CARB Phase I & Phase II Compliant. Laminate, wood veneer and phenolic backing are glued with water based adhesives.

FINISHES

Laminate/Veneer Selections

ERG offers over 1000 standard laminate choices from Nevamar, Wilsonart, Formica and Pionite. Wood veneer is available in transparent stain colors - custom stain matching available.

Edge Selections:

ERG offers a wide variety of table top edge materials including PVC and wood.

OPTIONS

- CODE: PC - Polished Chrome
- CODE: STH - Special Table Height
- CODE: SLG – Self-Leveling Glide



GLIDE DETAIL

MODEL / DESCRIPTION / LIST PRICING

CROSSFIRE | OCCASIONAL | ROUND



Model Number	Table Top Size	Table Height	Table Shape	Shpg. Weight	LAMINATE TOP EDGE 2B OR 3A	veneer TOP EDGE 8G	SOLID SURFACE TOP
CFO18D	18" Dia.	17"	round	35 lbs.	\$914	\$2181	CALL
CFO24D	24" Dia.	17"	round	40 lbs.	\$926	\$2192	CALL
CFO30D	30" Dia.	17"	round	45 lbs.	\$957	\$2224	CALL
CFO36D	36" Dia.	17"	round	50 lbs.	\$1052	\$2501	CALL
CFO42D	42" Dia.	17"	round	35 lbs.	\$1232	\$3023	CALL
CFO48D	48" Dia.	17"	round	40 lbs.	\$1343	\$3380	CALL

CROSSFIRE | OCCASIONAL | SQUARE



Model Number	Table Top Size	Table Height	Table Shape	Shpg. Weight	LAMINATE TOP EDGE 2B OR 3A	veneer TOP EDGE 8G	SOLID SURFACE TOP
CFO24S	24"X24"	17"	square	35 lbs.	\$903	\$2142	CALL
CFO30S	30"X30"	17"	square	40 lbs.	\$932	\$2174	CALL
CFO36S	36"X36"	17"	square	45 lbs.	\$1086	\$2591	CALL
CFO42S	42"X42"	17"	square	50 lbs.	\$1237	\$3035	CALL

CROSSFIRE | OCCASIONAL | RECTANGLE



Model Number	Table Top Size	Table Height	Table Shape	Shpg. Weight	LAMINATE TOP EDGE 2B OR 3A OR SELF EDGE	veneer TOP EDGE 8G	SOLID SURFACE TOP
CFO2448	24x48	17"	rectangle	52 lbs.	\$1487	\$2964	CALL
CFO2460	24x60	17"	rectangle	56 lbs.	\$1536	\$3114	CALL

OPTIONS

Add upcharge to list price and code to model number

PC	Polished Chrome	\$101	
STH	Special Table Height	\$169	

SLG	Self-Leveling Glide	\$10	per glide
-----	---------------------	------	-----------



CUBE PLUS OCCASIONAL TABLE

The Cube Plus collection takes on some versatile shapes with a modern drum shape design of round, square and oval. It is a flexible look to a multitude of applications from lounge to collaborative settings. Cube Plus offers options for a recessed base or a solid surface top, to enhance its unique look.



OVAL TABLE SHOWN WITH RECESSED BASE



ROUND TABLE WITH SOLID SURFACE TOP



SQUARE END TABLE WITH SOLID SURFACE TOP SHOWN WITH RECESSED BASE

ORDERING INFORMATION

- | | |
|-----------------|---------------------------|
| 1) Series Name | 4) Laminate Name & Number |
| 2) Model Number | 5) Optional Items |
| 3) Quantity | |

CUBE PLUS SPECIFICATIONS

Table

Tables are covered top and sides with high pressure laminate, or choose Optional Two Different Color Laminates: top portion of table in one color, sides of table in another color.

- **Square tables feature a 3" corner radius**

Table Tops

ERG offers over 1000 standard laminate choices from Nevamar, Wilsonart, Formica and Pionite. Wood veneer in transparent stain colors and custom stain matching are also available. Solid Surface, 3Form Chroma and stone table tops will be quoted upon request

Glides

Four factory installed tap-in glides.

OPTIONS

- CODE: 2LC - Two Color Laminate Choices - top portion of table (& recessed base) in one color, sides of table in another color.
- CODE: STH - Special Table Height - under 17"
- CODE: STH+ - Special Table Height - between 17" and 24"
- CODE: STH24+ - Special Table Height - between 24" and 29"
- CODE: RB - Recessed Base
- CODE: CPI - Solid Maple Wood Inlay - top edge
- CODE: APG - Adjustable Poly Glides

- TABLE ACCESSORIES - Wire Management, Power & Communication Options - See accessories online under the 'Products' tab.



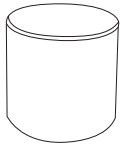
ROUND END TABLE



SQUARE END TABLE

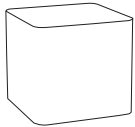
MODEL / DESCRIPTION / LIST PRICING

CUBE PLUS ROUND OCCASIONAL TABLES ●



Model	Table Size	Table Height	Table Shape	Shipping Weight.	LAMINATE	WOOD VENEER
CUB18D	18" dia.	17"	round	29 lbs.	\$1145	\$1487
CUB18DT	18" dia.	24"	round	36 lbs.	\$1446	\$1880
CUB24D	24" dia.	17"	round	50 lbs.	\$1364	\$1671
CUB24DT	24" dia.	24"	round	60 lbs.	\$1599	\$2055
CUB30D	30" dia.	17"	round	109 lbs.	\$1679	\$2409
CUB36D	36" dia.	17"	round	121 lbs.	\$1983	\$2800

CUBE PLUS SQUARE OCCASIONAL TABLES ■



Model	Table Size	Table Height	Table Shape	Shipping Weight.	LAMINATE	WOOD VENEER
CUB18S	18 x 18"	17"	square	40 lbs.	\$1287	\$1790
CUB18ST	18 x 18"	24"	square	48 lbs.	\$1450	\$1959
CUB24S	24" x 24"	17"	square	60 lbs.	\$1533	\$2187
CUB24ST	24" x 24"	24"	square	69 lbs.	\$1723	\$2273
CUB30S	30" x 30"	17"	square	95 lbs.	\$1884	\$2327
CUB36S	36" x 36"	17"	square	140 lbs.	\$2228	\$3394

CUBE PLUS OVAL OCCASIONAL TABLES ●



Model	Table Size	Table Height	Table Shape	Shipping Weight.	LAMINATE	WOOD VENEER
CUB1827	18" x 27"	17"	oval	45 lbs.	\$1694	\$2452
CUB2234	22" x 34"	17"	oval	60 lbs.	\$1981	\$3135

NOTE: SOLID SURFACE TOPS ARE AVAILABLE, PLEASE CALL FOR QUOTE

OPTIONS

Add upcharge to list price and code to model number

2LC	Two Laminate Color Choices - add to list price	\$141
RB	Recessed Base	\$169
CPI	Solid Maple Wood Inlay - top edge	\$955
STH	Special Table Height less than 17"	\$169

STH+	Special Table Height between 17" and 24"	\$208
STH24+	Special Table Height between 24" and 29"	\$253
AGP	Adjustable Poly Glides (Laminate Cylinder/Cube)	\$68

DALMA

Dalma tables offer a clean and simple almost square base design, as a nice alternative to the traditional square table bases. The collection consists of café and bar height tables with a stainless steel base and options for different base finishes and table tops, finished off with your choice of laminate. These tables will nicely complement any café dining area or small meeting room.



42" ALMOST SQUARE

ORDER INFORMATION

- | | |
|-----------------|-------------------------------|
| 1) Series Name | 6) Laminate Selection and No. |
| 2) Model Number | 7) Edge Style Code and Color |
| 3) Size | 8) Optional Items |
| 4) Quantity | |
| 5) Base Finish | |

DALMA BASE SPECIFICATIONS

Dalma Base	
Table Height	Table height is 29" to 30" depending on table top specified. Bar Height table is 42".
Column	3" diameter stainless steel #201.
Base	Base spreads are 20" or 24"
Glides	Adjustable glides
Assembly	Base mounts to tabletop with ¼-20 x 1" machine screws into metal inserts in top. NO WOOD SCREWS ARE USED.
Plate	12" X 12" square 14" X 14" square 24" X 24" square

TABLE TOP SPECIFICATIONS

Table Tops

Table top core is CARB Phase I & Phase II Compliant. Laminate, wood veneer and phenolic backing are glued with water based adhesives.

FINISHES

Table Base/Legs

Brushed stainless steel #201 finish is standard. Optional powder coat colors are available.

Laminate/Veneer Selections

ERG offers over 1000 standard laminate choices from Nevamar, Wilsonart, Formica and Pionite. Wood veneer is available in transparent stain colors - custom stain matching available.

Special Edge Note:

Square tables using PVC **T-MOLD** edge will have a 2" radius on all corners.

OPTIONS

- CODE: SF - Powder Coat finish in choice of standard powder coat colors
- CODE: STH - Special Table Height, for any table height other than 29" or bar-height
- CODE: RAD - 3" Radius Corners for 3MM Edge

MODEL / DESCRIPTION / LIST PRICING

DALMA | CAFÉ | ROUND TOP



Model Number	Table Top Size	Shpg. Wght.	Base Spread	LAMINATE TOP ASSORTED EDGES							VENEER TOP	
				GRP 1	GRP 2	GRP 3	GRP 4	GRP 5	GRP 6	GRP 7	GRP 8	GRP 9
DAL30D	30" Dia.	43	20"	\$714	\$727	\$814	\$888	\$1037	\$1160	\$1308	\$1627	\$1932
DAL36D	36" Dia.	53	20"	\$784	\$799	\$904	\$994	\$1173	\$1324	\$1503	\$1808	\$2114
DAL42D	42" Dia.	72	20"	\$982	\$1002	\$1137	\$1255	\$1488	\$1683	\$1918	\$2276	\$2640

DALMA | CAFÉ | SQUARE TOP



Model Number	Table Top Size	Shpg. Wght.	Base Spread	LAMINATE TOP ASSORTED EDGES							VENEER TOP	
				GRP 1	GRP 2	GRP 3	GRP 4	GRP 5	GRP 6	GRP 7	GRP 8	GRP 9
DAL2430S	24x30 Sq.	49	20"	\$640	\$652	\$731	\$799	\$935	\$1048	\$1184	\$1462	\$1730
DAL30S	30" Sq.	54	20"	\$706	\$719	\$805	\$879	\$1027	\$1151	\$1300	\$1610	\$1907
DAL36S	36" Sq.	67	20"	\$794	\$809	\$917	\$1009	\$1195	\$1348	\$1534	\$1834	\$2136
DAL42S	42" Sq.	90	24"	\$1044	\$1064	\$1200	\$1318	\$1551	\$1746	\$1980	\$2401	\$2814

DALMA | CAFÉ | ALMOST SQUARE TOP



Model Number	Table Top Size	Shpg. Wght.	Base Spread	LAMINATE TOP ASSORTED EDGES							VENEER TOP	
				GRP 1	GRP 2	GRP 3	GRP 4	GRP 5	GRP 6	GRP 7	GRP 8	GRP 9
DAL30AS	30" Sq.	54	20"	NA	\$763	\$849	\$923	\$1072	\$1196	\$1344	\$1699	\$2032
DAL36AS	36" Sq.	67	20"	NA	\$853	\$961	\$1054	\$1239	\$1393	\$1578	\$1923	\$2260
DAL42AS	42" Sq.	90	24"	NA	\$1073	\$1209	\$1326	\$1560	\$1755	\$1989	\$2418	\$2840

OPTIONS

Add upcharge to list price and code to model number

SF	Powder Coat Paint Color	\$68	per base	RAD	3" Radius Corners for 3MM Edge	\$225	per table
STH	Special Table Height, (other than 29")	\$169	per base				

MODEL / DESCRIPTION / LIST PRICING

DALMA | BAR HEIGHT | ROUND TOP



Model Number	Table Top Size	Shpg. Wght.	Base Spread	LAMINATE TOP ASSORTED EDGES							VENEER TOP	
				GRP 1	GRP 2	GRP 3	GRP 4	GRP 5	GRP 6	GRP 7	GRP 8	GRP 9
DALH30D	30" Dia.	43	20"	\$822	\$834	\$921	\$995	\$1144	\$1267	\$1415	\$2095	\$2459
DALH36D	36" Dia.	53	20"	\$954	\$969	\$1074	\$1164	\$1343	\$1492	\$1673	\$2445	\$2856

DALMA | BAR HEIGHT | SQUARE TOP



Model Number	Table Top Size	Shpg. Wght.	Base Spread	LAMINATE TOP ASSORTED EDGES							VENEER TOP	
				GRP 1	GRP 2	GRP 3	GRP 4	GRP 5	GRP 6	GRP 7	GRP 8	GRP 9
DALH36S	36" Sq.	67	24"	\$977	\$993	\$1107	\$1203	\$1397	\$1559	\$1752	\$2525	\$2927

DALMA | BAR HEIGHT | ALMOST SQUARE TOP



Model Number	Table Top Size	Shpg. Wght.	Base Spread	LAMINATE TOP ASSORTED EDGES							VENEER TOP	
				GRP 1	GRP 2	GRP 3	GRP 4	GRP 5	GRP 6	GRP 7	GRP 8	GRP 9
DALH30AS	30" x 30"	50	20"	NA	\$869	\$956	\$1030	\$1179	\$1303	\$1451	\$2173	\$2565
DALH36AS	36" x 36"	63	24"	NA	\$1005	\$1109	\$1199	\$1379	\$1529	\$1708	\$2524	\$2962

Note: Other bar height sizes available. Call for pricing.

OPTIONS

Add upcharge to list price and code to model number

SF	Powder Coat Paint Color	\$68	per base	RAD	3" Radius Corners for 3MM Edge	\$225	per table
STH	Special Table Height, (other than 29")	\$169	per base				

DARBY

The Darby collection is a lounge chair which offers a softer sit for longer lounging and has both a Low and High-back for added flexibility. Offering soft swooping lines and a slim recline, this chair provides great comfort with a subtle style of single tufted upholstery detail on the back. Looks great in today's progressive lobbies, lounges, common spaces and libraries.



LOW BACK 4-STAR



HIGH BACK SLED

ORDERING INFORMATION

To Order Please Specify:

- 1) Series Name
- 2) Model Number
- 3) Quantity
- 4) Fabric Grade & Number
- 5) Optional Items

SOFT SEATING	WEIGHT LIMIT
1 Seat	350 lbs.

STANDARD BASE FINISHES

4-Star base: Polished Chrome

Sled wire frame: Powder Coat Colors

DARBY GENERAL SPECIFICATIONS

Upholstery/Foam

2" thick high resiliency foam wrapped over a 5/8" compound multiply wood shell

Darby is fully upholstered and available with fabric, crypton, vinyl or approved COM.

Base Details

4-Star base: 360° swivel base, steel construction with fixed seat height and adjustable glides

Sled wire frame: 0.50" diameter, cold roll steel continuous solid rod with plastic glides

OPTIONS

- CODE: FR - CAL 133 (TB 133) Fire Retardant
- CODE: MB - Moisture Barrier (up to 60" overall width)

DIMENSIONS	4 Star Steel Swivel Base	Sled Wire Frame
Seat Height:	17"	17"
Seat Width:	24"	24"
Seat Depth:	17"	17"
Overall Height:	28"	28"
Overall Width:	26"	26"
Overall Depth:	28"	28"
Qty./Wt.:	1 ea./56 lbs.	1 ea./52 lbs.



MODEL / DESCRIPTION / LIST PRICING



8822 4 Star Steel Swivel Base

COM Yardage: 2.5 Yds.

COM	GR1	GR2	GR3	GR4	GR5	GR6	GR7	GR8	GR9	GR10	LEA
\$1170	\$1240	\$1315	\$1390	\$1465	\$1545	\$1625	\$1705	\$1785	\$1865	\$1935	\$2150



8825 Sled Wire Frame

COM Yardage: 2.5 Yds.

COM	GR1	GR2	GR3	GR4	GR5	GR6	GR7	GR8	GR9	GR10	LEA
\$1350	\$1420	\$1495	\$1570	\$1645	\$1725	\$1805	\$1885	\$1965	\$2045	\$2115	\$2330

OPTIONS

Add upcharge to list price and code to model number

FR	CAL 133 (TB 133) Fire Retardant per yard	\$101	/yd.
----	--	-------	------

MB	Moisture Barrier (up to 60"overall width)	\$141	ea.
----	---	-------	-----

DIMENSIONS	4 Star Steel Swivel Base	Sled Wire Frame
Seat Height:	17"	17"
Seat Width:	24"	24"
Seat Depth:	19"	19"
Overall Height:	34"	34"
Overall Width:	26"	26"
Overall Depth:	28"	28"
Qty./Wt.:	1 ea./58 lbs.	1 ea./54 lbs.



MODEL / DESCRIPTION / LIST PRICING



8823 4 Star Steel Swivel Base

COM Yardage: 3 Yds.

COM	GR1	GR2	GR3	GR4	GR5	GR6	GR7	GR8	GR9	GR10	LEA
\$1262	\$1332	\$1407	\$1482	\$1557	\$1637	\$1717	\$1797	\$1877	\$1957	\$2027	\$2242



8826 Sled Wire Frame

COM Yardage: 3 Yds.

COM	GR1	GR2	GR3	GR4	GR5	GR6	GR7	GR8	GR9	GR10	LEA
\$1432	\$1502	\$1577	\$1652	\$1727	\$1807	\$1887	\$1967	\$2047	\$2127	\$2197	\$2412

OPTIONS

Add upcharge to list price and code to model number

FR	CAL 133 (TB 133) Fire Retardant per yard	\$101	/yd.	MB	Moisture Barrier (up to 60"overall width)	\$141	ea.
----	--	-------	------	----	---	-------	-----

DEKKO COLLECTION

Dekko chairs and stools feature a one piece Beech wood shell available with many stain colors and many design options on several frame styles. Optional back designs and Engraving allow for a customized look for your space.



4-LEG CHAIR



4-LEG DEMI BACK STOOL



4-LEG TALL BACK STOOL

ORDERING INFORMATION

To Order Please Specify:

- 1) Series Name
- 2) Model Number
- 3) Quantity
- 4) Wood Stain Finish Color
- 5) Epoxy Frame Color
- 6) Fabric Grade & Number
- 7) Back Cutout Design Option
- 8) Optional Items
- 9) Back Cutouts
- 10) Engraving
- 11) **LPS** (Laminate Plywood Seating)

COLORS / FINISHES

Wood Stain Finish Colors:

Standard wood stain colors.

Frame Finish Colors:

Standard powder coat colors.

Optional polished chrome available with upcharge. **(4-Leg Only)**

DEKKO CHAIR GENERAL SPECIFICATIONS

Shell

- Compound angle .50" thick multi-ply Beech wood shell.
- Shell is available with vertical running wood grain.
- Stool shell is available in full or demi back with vertical running grain.

Upholstery

- Shell or upholstered inserts can be finished in choice of fabric, vinyl, crypton, leather or approved COM.

Frames

- Sled base frames are .75" diameter, 14 gauge continuous steel tubing.
- 4-Leg frames are .75" diameter, 14 gauge steel tubing with hand brazed welds.

Glides

- Factory installed self leveling steel glides.
- Sled frames come with clear polyvinyl glides.

Stacking

- Both chair and stools stack 4-6 high on the floor.

CHAIRS	WEIGHT LIMIT
Metal Legs	350 lbs.




SLED BASE WITH LPS

DEKKO OPTIONS

- CODE: FR - CAL 133 (TB 133) Fire Retardant
- CODE: MBC - Moisture Barrier Chair
- CODE: UBI - Upholstered Back Insert
- CODE: 2FO/C - Two Fabric Option (front - back)
- CODE: O2FO/C - Two Fabric Option (offset)
- CODE: PC - Polished Chrome frame finish
- CODE: PC-S - Polished Chrome finish - Sled Base
- CODE: CH - Counter Height (24" seat height)
- CODE: SH - Specialty Height (any custom height)
- CODE: CAS2 - 2" Black Casters for Models 744
- CODE: HG - Hand Grip Cutout
SQ - Square Hole Back Cutout
RD - Round Hole Back Cutout
RECT - Rectilinear Hole Back Cutout
- CODE: ENG - Laser Engraving
- CODE: TT - Two Tone Stains
- CODE: LPS - Laminate Plywood Seating
**Laminate seats (LPS) requires minimum 15 chair order



HIGH PRESSURE LAMINATES
LPS
available on Dekko





FULLY UPHOLSTERED

DIMENSIONS	4 Leg Chair	Sled Base
Seat Width:	17.5"	17.5"
Seat Depth:	15.5"	15.5"
Seat Height:	17.5"	17.5"
Back Height:	33.5"	33.5"
Overall Width:	20.5"	20.5"
Overall Depth:	22"	22"
Qty./Wt. per carton:	3 ea./50 lbs.	3 ea./50 lbs.

MODEL / DESCRIPTION / LIST PRICING



744 4-Leg Chair - Single Piece Beech wood Shell

Chair
\$524



744/SI 4-Leg Chair - Single Piece Beech wood Shell, Upholstered Seat Insert

COM Yardage: 0.75 Yds

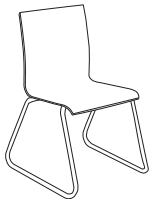
COM	GR1	GR2	GR3	GR4	GR5	GR6	GR7	GR8	GR9	GR10	LEA
\$664	\$711	\$739	\$769	\$798	\$832	\$864	\$900	\$935	\$973	\$1012	\$1196

744/U 4-Leg Chair - Fully Upholstered Shell

COM Yardage: 1.5 Yds / Front: 1.0 Yds. / Back: 1.0 Yds.

Offset COM Yardage: Top: 0.5 Yds. / Lower: 1.25 Yds.

COM	GR1	GR2	GR3	GR4	GR5	GR6	GR7	GR8	GR9	GR10	LEA
\$684	\$731	\$762	\$792	\$823	\$856	\$890	\$925	\$963	\$1001	\$1041	\$1230



740 Sled Base Chair - Single Piece Beech wood Shell

Chair
\$567

740/SI Sled Base Chair - Single Piece Beech wood Shell, Upholstered Seat Insert

COM Yardage: 0.75 Yds

COM	GR1	GR2	GR3	GR4	GR5	GR6	GR7	GR8	GR9	GR10	LEA
\$710	\$759	\$790	\$821	\$854	\$888	\$923	\$960	\$998	\$1037	\$1080	\$1276

740/U Sled Base Chair - Fully Upholstered Shell

COM Yardage: 1.5 Yds / Front: 1.0 Yds. / Back: 1.0 Yds.

Offset COM Yardage: Top: 0.5 Yds. / Lower: 1.25 Yds.

COM	GR1	GR2	GR3	GR4	GR5	GR6	GR7	GR8	GR9	GR10	LEA
\$728	\$777	\$809	\$842	\$874	\$909	\$947	\$983	\$1023	\$1064	\$1107	\$1308

OPTIONS

Add upcharge to list price and code to model number

FR	CAL 133 (TB 133) Fire Retardant per yard	\$101	/yd.
MBC	Moisture Barrier Chair	\$72	ea.
UBI	Upholstered Back Insert - per back	\$107	
2FO/C	Two Fabric Option (frnt - bk)	\$55	
O2FO/C	Two Fabric Option (offset)	\$55	
PC	Polished Chrome finish - 4-leg Chair	\$42	
CAS2	2" Black Casters - for Models 744	\$24	ea.
HG	Hand Grip Cutout	\$85	

SQ	Square Hole Back Cutouts	\$85	
RD	Round Hole Back Cutouts	\$85	
RECT	Rectilinear Hole Back Cutouts	\$85	
ENG	Laser Engraving Back Design*	\$95	
TT	Two Tone Stains	\$85	
LPS	Laminate Plywood Seating**	Call	

*One time setup fee of \$260. Minimum 12 chairs (of same design and series)

**Laminate seats (LPS) requires minimum 15 chair order

DIMENSIONS	Demi Back Bar Stool	Tall Back Bar Stool
Seat Width:	17.5"	17.5"
Seat Depth:	15.5"	15.5"
Seat Height:	30"	30"
Back Height:	34.5"	44"
Overall Width:	22"	22"
Overall Depth:	24"	24"
Qty./Wt. per carton:	3 ea./62 lbs.	2 ea./46 lbs.



4-LEG DEMI BACK STOOL

MODEL / DESCRIPTION / LIST PRICING



752 Tall Back Bar Stool



Chair
\$674

752/SI Tall Back Stool - Upholstered Seat Insert

COM Yardage: 0.75 Yds

COM	GR1	GR2	GR3	GR4	GR5	GR6	GR7	GR8	GR9	GR10	LEA
\$764	\$817	\$849	\$883	\$919	\$956	\$993	\$1034	\$1074	\$1118	\$1163	\$1374

COM Yardage: 1.5 Yds / Front: 1.0 Yds. / Back: 1.0 Yds.

Offset COM Yardage: Top: 0.5 Yds. / Lower: 1.25 Yds.

752/U Tall Back Stool - Fully Upholstered Shell

COM	GR1	GR2	GR3	GR4	GR5	GR6	GR7	GR8	GR9	GR10	LEA
\$830	\$888	\$924	\$961	\$1000	\$1040	\$1082	\$1124	\$1169	\$1216	\$1264	\$1494



743 Demi Back Stool

Chair
\$707

743/SI Demi Back Stool - Upholstered Seat Insert

COM Yardage: 0.75 Yds

COM	GR1	GR2	GR3	GR4	GR5	GR6	GR7	GR8	GR9	GR10	LEA
\$804	\$862	\$896	\$931	\$968	\$1007	\$1047	\$1090	\$1134	\$1178	\$1226	\$1449

OPTIONS

Add upcharge to list price and code to model number

FR	CAL 133 (TB 133) Fire Retardant per yard	\$101	/yd.
MBC	Moisture Barrier Chair	\$72	ea.
UBI	Upholstered Back Insert - per seat	\$107	
2FO/C	Two Fabric Option (frnt - bk)	\$55	
O2FO/C	Two Fabric Option (offset)	\$55	
PC	Polished Chrome finish - Bar Stool	\$65	
CH	Counter Height (24" seat height)	\$32	
SH	Specialty Height (any custom height)	\$32	

HG	Hand Grip Cutout	\$85	
SQ	Square Hole Back Cutouts	\$85	
RD	Round Hole Back Cutouts	\$85	
RECT	Rectilinear Hole Back Cutouts	\$85	
ENG	Laser Engraving Back Design*	\$95	
TT	Two Tone Stains	\$85	
LPS	Laminate Plywood Seating**	Call	

*One time setup fee of \$260. Minimum 12 chairs (of same design and series)

**Laminate seats (LPS) requires minimum 15 chair order

DEL STOOLS

Del Stools feature an upholstered seat over 4" high resiliency foam in two heights with a fully welded square metal tube frame.



BAR STOOL

ORDERING INFORMATION

To Order Please Specify:

- 1) Series Name
- 2) Model Number
- 3) Quantity
- 4) Frame Color
- 5) Fabric Grade & Number
- 6) Optional Items

DEL GENERAL SPECIFICATIONS

Upholstery

- Seat is fully upholstered over 4" high resiliency foam.
- Seat can be upholstered with choice of fabric, vinyl, crypton, leather or approved COM.

Frame

- Fully welded 1"x1" 14 gauge square steel tubing.

Glides

- Factory installed polyvinyl glides.

Scuff Guard

- Standard factory installed stainless steel scuff guard.

COLORS / FINISHES

Frame Finish Colors:

- Standard in polished chrome.
- Powder coat colors optional.

OPTIONS

- CODE: FR - CAL 133 (TB 133) Fire Retardant
- CODE: MBC - Moisture Barrier Chair
- CODE: SF - Powder Coat Frame Color

CHAIRS	WEIGHT LIMIT
Metal Legs	350 lbs.

STANDARD STAINLESS STEEL SCUFF GUARD DETAIL



METAL FRAME

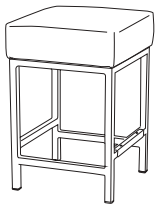
DIMENSIONS	Counter Stool	Bar Stool
Seat Height:	24"	30"
Overall Width:	15"	15"
Overall Depth:	15"	15"
Qty./Wt. per carton:	1 ea./33 lbs.	1 ea./35 lbs.



COUNTER STOOL

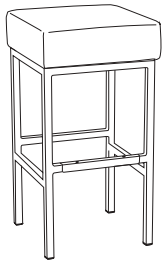
MODEL / DESCRIPTION / LIST PRICING

COM Yardage: 1.25 Yd



5110 Counter Stool - Metal Frame

COM	GR1	GR2	GR3	GR4	GR5	GR6	GR7	GR8	GR9	GR10	LEA
\$818	\$874	\$909	\$946	\$984	\$1023	\$1063	\$1106	\$1151	\$1197	\$1244	\$1471



5112 Bar Stool - Metal Frame

COM Yardage: 1.25 Yd

COM	GR1	GR2	GR3	GR4	GR5	GR6	GR7	GR8	GR9	GR10	LEA
\$854	\$915	\$951	\$989	\$1028	\$1070	\$1112	\$1158	\$1203	\$1251	\$1301	\$1538

OPTIONS

Add upcharge to list price and code to model number

FR	CAL 133 (TB 133) Fire Retardant per yard	\$101	/yd.
MBC	Moisture Barrier Chair	\$72	ea.

SF	Powder Coat Frame Color - Stool	\$65	
----	---------------------------------	------	--

DION OCCASIONAL TABLE

Jackson / Dion Occasional Table features a 1.25" thick table top

- rectangular steel tubed crossed table frame
- standard powder coat finish.

ORDERING INFORMATION

- | | |
|-----------------|---------------------------|
| 1) Series Name | 4) Laminate Name & Number |
| 2) Model Number | 5) Edge Selection |
| 3) Quantity | 6) Optional Items |

DION SPECIFICATIONS

Table Frame

Table frame is made of formed and welded 14 gauge steel 0.75" x 1.5" rectangular steel tubing with welded metal brackets for attaching tops. Frames are sandblasted and finished in your choice of standard powder coat colors. Product shipped completely assembled and ready for use.

Table Tops/Solid Surface

Laminate tops are 1.25" thick, finished with high pressure laminate. **Solid Surface and Corian table tops will be quoted upon request.**

Laminate

ERG offers over 1000 standard laminate choices from Nevamar, Wilsonart, Formica and Pionite.

Glides

Four factory installed polyvinyl glides.

OPTIONS

- CODE: PC - Polished Chrome Frame



SQUARE END TABLE





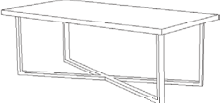
ROUND END TABLE



RECTANGULAR COFFEE TABLE

MODEL / DESCRIPTION / LIST PRICING

DION OCCASIONAL TABLES

	Model Number	Model Description	Table Top Size	Table Height	Table Top Shape	Shipping Weight	LAMINATE TOP EDGE 2B OR 3A OR SELF EDGE	WOOD VENEER TOP EDGE 8G
	DION20D	Occasional	20" dia.	17"	round	29 lbs.	\$1178	\$1250
	DION24D	Occasional	24" dia.	17"	round	36 lbs.	\$1284	\$1360
	DION28D	Occasional	28" dia.	17"	round	43 lbs.	\$1549	\$1641
	DION36D	Occasional	36" dia.	17"	round	50 lbs.	\$1733	\$1835
	DION20DT	Occasional	20" dia.	22"	round	29 lbs.	\$1399	\$1483
	DION24DT	Occasional	24" dia.	22"	round	36 lbs.	\$1504	\$1594
	DION20S	Occasional	20" x 20"	17"	square	29 lbs.	\$1267	\$1343
	DION24S	Occasional	24" x 24"	17"	square	36 lbs.	\$1299	\$1377
	DION28S	Occasional	28" x 28"	17"	square	43 lbs.	\$1482	\$1572
	DION36S	Occasional	36" x 36"	17"	square	46 lbs.	\$1709	\$1808
	DION20ST	Occasional	20" x 20"	22"	square	29 lbs.	\$1349	\$1430
	DION24ST	Occasional	24" x 24"	22"	square	36 lbs.	\$1407	\$1492
	DION2448	Occasional	24" x 48"	17"	rectangular	79 lbs.	\$2089	\$2213
	DION2460	Occasional	24" x 60"	17"	rectangular	88 lbs.	\$2216	\$2349

DIXON OCCASIONAL TABLE

Dixon Occasional Table features a polished chrome column and base in three shapes. Dixon is also available in two heights: occasional and laptop.



ALMOST SQUARE BASES
RECTANGLE KRystalCAST® TOP



ROUND BASE
LAMINATE KNIFE EDGE TOP



ALMOST SQUARE BASE
KNIFE EDGE TOP

ORDER INFORMATION

- | | |
|-----------------|-------------------------------|
| 1) Series Name | 6) Laminate Selection and No. |
| 2) Model Number | 7) Edge Style Code and Color |
| 3) Size | 8) Wood Species |
| 4) Quantity | 9) Wood Stain Color |
| 5) Base Shape | 10) Optional Items |

DIXON OCCASIONAL TABLE BASE SPECIFICATIONS

Dixon Base

- Table Height** Available table height is 18" or 26".
- Column** 2" diameter polished chrome.
- Assembly** Base mounts to tabletop with ¼-20 x 1" machine screws into metal inserts in top. NO WOOD SCREWS ARE USED.
- Base** Polished Chrome in three different shapes (specify base shape when ordering):
RDB - 15" diameter round
SQB - 16" x 16" square
ASB - 15" x 15" almost square.

TABLE TOP SPECIFICATIONS

Table Tops

Table top core is CARB Phase I & Phase II Compliant. Laminate, wood veneer and phenolic backing are glued with water based adhesives. Also available in solid surface and acrylic.

Shapes available in round, elliptical, square, rectangle, almost square and almost rectangle.

FINISHES

Table Base

Polished chrome finish is standard. Optional standard powder coat colors are available.


Laminate/Veneer Selections

ERG offers over 1000 standard laminate choices from Nevamar, Wilsonart, Formica and Pionite. Wood veneer is available in transparent stain colors - custom stain matching available.


OPTIONS

- CODE: SF - Powder Coat finish in choice of standard powder coat colors.

DIXON OCCASIONAL TABLE BASE SHAPE CHOICES - SPECIFY WHEN ORDERING



15" ALMOST SQUARE - **ASB**



16" SQUARE - **SQB**



15" ROUND - **RDB**

Specify base shape when ordering:

RDB - 15" diameter round

SQB - 16" x 16" square







ASB - 15" x 15" almost square.



ROUND BASE
KNIFE EDGE TOP



SQUARE BASE
KRYSTALCAST® TOP

	Model Number	Table Top Size	Table Height	Shpg. Weight	LAMINATE TOP EDGE 2B OR 3A	LAMINATE TOP KNIFE EDGE 6-J	VENEER TOP EDGE 8G
ROUND TOP							
	DXOR16	16" dia.	18"	35 lbs.	\$854	\$1094	\$1421
	DXOR18	18" dia.	18"	40 lbs.	\$865	\$1106	\$1437
	DXOR24	24" dia.	18"	45 lbs.	\$973	\$1190	\$1547
ELLIPTICAL TOP							
	DXOE1620	16" x 20"	18"	45 lbs.	\$998	\$1262	\$1640
	DXOE1624	16" x 24"	18"	50 lbs.	\$1142	\$1430	\$1859
SQUARE TOP							
	DXOR16S	16" x 16"	18"	35 lbs.	\$872	\$1099	\$1430
	DXOR18S	18" x 18"	18"	40 lbs.	\$883	\$1111	\$1446
	DXOR24S	24" x 24"	18"	45 lbs.	\$1033	\$1388	\$1805
ALMOST SQUARE TOP							
	DXOR16AS	16" x 16"	18"	35 lbs.	\$1002	\$1264	\$1644
	DXOR18AS	18" x 18"	18"	40 lbs.	\$1015	\$1279	\$1661
	DXOR24AS	24" x 24"	18"	45 lbs.	\$1189	\$1596	\$2074
RECTANGLE TOP							
	DXOR1620RT	16" x 20"	18"	70 lbs.	\$1126	\$1389	\$1806
	DXOR1624RT	16" x 24"	18"	80 lbs.	\$1140	\$1403	\$1824
ALMOST RECTANGLE TOP							
	DXOR1620AR	16" x 20"	18"	70 lbs.	\$1296	\$1597	\$2077
	DXOR1624AR	16" x 24"	18"	80 lbs.	\$1310	\$1613	\$2097

Call for pricing on other edge profiles and KrystalCast® or solid surface tops.

OPTIONS

Add upcharge to list price and code to model number

SF	Powder Coat Color (per base)	\$68
----	------------------------------	------

Specify base shape when ordering:
RDB - 15" diameter round
SQB - 16" x 16" square
ASB - 15" x 15" almost square.



DOUBLE ALMOST SQUARE BASES WITH ALMOST RECTANGLE TOP

Model Number	Table Top Size	Table Height	Shpg. Weight	LAMINATE TOP EDGE 2B OR 3A	LAMINATE TOP KNIFE EDGE 6-J	VENEER TOP EDGE 8G
--------------	----------------	--------------	--------------	-------------------------------	--------------------------------	-----------------------

RECTANGLE TOP (DOUBLE BASES)



DXOR2448RT	24" x 48"	18"	70 lbs.	\$2031	\$2499	\$3249
DXOR2460RT	24" x 60"	18"	80 lbs.	\$2151	\$2631	\$3421

ALMOST RECTANGLE TOP (DOUBLE BASES)



DXOR2448AR	24" x 48"	18"	70 lbs.	\$2336	\$2874	\$3738
DXOR2460AR	24" x 60"	18"	80 lbs.	\$2474	\$3027	\$3936



DOUBLE SQUARE BASES WITH RECTANGLE TOP

Call for pricing on other edge profiles and KrystalCast® or solid surface tops.

OPTIONS

Add upcharge to list price and code to model number

SF	Powder Coat Color (per base)	\$68
----	------------------------------	------

Specify base shape when ordering:
RDB - 15" diameter round
SQB - 16" x 16" square
ASB - 15" x 15" almost square.



ROUND BASE
KNIFE EDGE TOP



ALMOST SQUARE BASE SOLID
SURFACE TOP / KNIFE EDGE

Model Number	Table Top Size	Table Height	Shpg. Weight	LAMINATE TOP EDGE 2B OR 3A	LAMINATE TOP KNIFE EDGE 6-J	VENEER TOP EDGE 8G
ROUND TOP						
						
DXLR16	16" dia.	26"	35 lbs.	\$793	\$1022	\$1327
DXLR18	18" dia.	26"	40 lbs.	\$805	\$1033	\$1344
DXLR24	24" dia.	26"	45 lbs.	\$902	\$1130	\$1400
ELLIPTICAL TOP						
						
DXLE1620	16" x 20"	26"	45 lbs.	\$925	\$1190	\$
DXLE1624	16" x 24"	26"	50 lbs.	\$1070	\$1370	\$
SQUARE TOP						
						
DXLR16S	16"X16"	26"	35 lbs.	\$872	\$1099	\$
DXLR18S	18"X18"	26"	40 lbs.	\$883	\$1111	\$
DXLR24S	24"X24"	26"	45 lbs.	\$1033	\$1388	\$
ALMOST SQUARE TOP						
						
DXLR16AS	16"X16"	26"	35 lbs.	\$1340	\$1790	\$
DXLR18AS	18"X18"	26"	40 lbs.	\$1634	\$2176	\$
DXLR24AS	24"X24"	26"	45 lbs.	\$1766	\$2308	\$
RECTANGLE TOP						
						
DXLR1620	16" x 20"	26"	45 lbs.	\$1045	\$1309	\$
DXLR1624	16" x 24"	26"	50 lbs.	\$1190	\$1491	\$
ALMOST RECTANGLE TOP						
						
DXLR1620AR	16" x 20"	26"	45 lbs.	\$1106	\$1370	\$
DXLR1624AR	16" x 24"	26"	50 lbs.	\$1251	\$1550	\$2015

Call for pricing on other edge profiles and KrystalCast® or solid surface tops.

OPTIONS

Add upcharge to list price and code to model number

SF	Powder Coat Color (per base)	\$68
----	------------------------------	------


STACKING CHAIR DOLLY / LIST PRICING*



#196 DOLLY SHOWN WITH
WEBBY 4-LEG STACKING CHAIRS



#196 DOLLY SHOWN WITH
REWIND 4-LEG STACKING CHAIRS

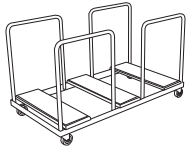


This dolly will accommodate all stacking chairs up to 22.5" deep.
Square laminate base insert protects chairs.

#196 - DOLLY FOR 4-LEG AND SLED BASE CHAIRS
\$591

MODEL / DESCRIPTION / LIST PRICING

VERTICAL STORAGE DOLLY | FOR RECTANGULAR TABLES

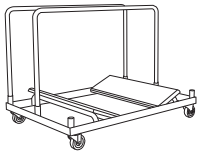


Model Number	Stacking Capacity	Dolly Dimensions	Shipping Weight	LIST PRICE
D-OL-MP	6	34"W x 72"L x 40"H	40 lbs.	\$2051

VERTICAL STORAGE DOLLY. Ideal for rectangular tables with overlapping legs or removable modesty panels. All dollies are manufactured by ERG based on the table size. Dollies are constructed of 2"x 2"x 3/16" heavy gauge steel and 1.25" round steel tubing. Special removable posts are designed so that tables WILL NOT fall off dolly. The posts can be removed when tables are ready to be loaded or unloaded from the dolly. Upholstered boards are finished in black vinyl and are attached to the metal frame to protect the tables during storage. Dolly includes a removable handle for storage. Two each, 5" swivel and two each, 5" non-swivel casters are welded to frame for maximum strength and guidability. Dollies are finished in black textured powder coat paint. Designed for tables & modesty panels to store vertically.



VERTICAL STORAGE DOLLY | FOR ROUND TABLES



Model Number	Stacking Capacity	Dolly Dimensions	Shipping Weight	LIST PRICE
D60	6	34"W x 72"L x 40"H	40 lbs.	\$2004

VERTICAL STORAGE DOLLY. Ideal for "round tables". All dollies are manufactured by ERG based on the table size. Dollies are constructed of 2"x 2"x 3/16" heavy gauge steel and 1.25" round steel tubing. Special removable posts are designed so that tables WILL NOT fall off dolly. The posts can be removed when tables are ready to be loaded or unloaded from the dolly. Upholstered boards are finished in black vinyl and are attached to the metal frame to protect the tables during storage. Dolly includes a removable handle for storage. Two each, 5" swivel and two each, 5" non-swivel casters are welded to frame for maximum strength and guidability. Dollies are finished in black textured powder coat paint. Designed for round tables to store vertically.





DOME ROUND CAFÉ



DOME SQUARE CAFÉ



DOME BAR HEIGHT

ORDER INFORMATION

- | | |
|----------------------------|-------------------------------|
| 1) Series Name | 6) Laminate Selection and No. |
| 2) Model Number | 7) Edge Style Code and Color |
| 3) Size | 8) Wood Species |
| 4) Quantity | 9) Wood Stain Color |
| 5) Powder Coat Frame Color | 10) Optional Items |

DOME CAFÉ BASE SPECIFICATIONS

Dome Base

- Table Height** Table height is 29" to 30" depending on table top specified. Bar Height table is 42".
- Column** 3" round 14 gauge steel tubing.
- Base** Base is made of 17", 22" or 28" diameter base spread steel formed metal cover and cast iron substrate, depending on size of tabletop. Steel cover offers a smooth, clean powdercoat finish in any standard color.
- Plate** 10" x 10" square • 12" X 12" square
14" X 14" square
- Glides** Adjustable zinc rubber cushion glides
- Assembly** A ¼" thick stamped plate is ½-13 threaded and welded to the interior bottom portion of the 3" column. Dome disc base is field assembled to column with a ½-13 x 4" bolt from bottom of base into the welded plate in column for maximum strength, no tie-rod assembly. Base mounts to tabletop with ¼-20 x 1" machine screws into metal inserts in top.
NO WOOD SCREWS ARE USED.
- Finish** Choice of standard powder coat colors – See "Color Selections" brochure.

Table Top

Table top core is CARB Compliant 1.25" particle board. Laminate, wood veneer and phenolic backing are glued with water based adhesives.

Edge Selections

ERG offers a wide variety of table top edge materials including PVC, wood, aluminum and resin/urethane.

FINISHES

Table Bases and Legs

Finished in your choice of standard powder coat colors. Finishes listed at beginning of price list. For colors refer to "Color Selections" brochure. For actual color samples, please call Customer Service.

Laminate/Veneer Selections

ERG offers over 1000 standard laminate choices from Nevamar, Wilsonart, Formica and Pionite. Wood veneer is available in transparent stain colors - custom stain matching available.

OPTIONS


- CODE: STH - Special Table Height (any table height other than 29"
- CODE: RC - Polished Chrome Footring.
- CODE: RP - Painted Footring.
- CODE: ULW - Ultra Lightweight Top
- CODE: RAD - 3" Radius Corners for 3MM Edge




OPTIONAL FOOTRING

MODEL / DESCRIPTION / LIST PRICING


DOME | CAFÉ | ROUND

	Model Number	Table Top Size	Shpg. Wght.	Base Spread	LAMINATE TOP ASSORTED EDGES							VENEER TOP	
					GRP 1	GRP 2	GRP 3	GRP 4	GRP 5	GRP 6	GRP 7	GRP 8	GRP 9
						DM24D	24" Dia.	38	17"	\$564	\$574	\$656	\$730
ROUND	DM30D	30" Dia.	55	22"	\$674	\$689	\$799	\$894	\$1084	\$1241	\$1429	\$1848	\$2020
	DM36D	36" Dia.	65	22"	\$791	\$810	\$943	\$1058	\$1287	\$1478	\$1708	\$2183	\$2372
	DM42D	42" Dia.	100	22"	\$1023	\$1049	\$1224	\$1373	\$1670	\$1919	\$2219	\$2833	\$3077
	DM48D	48" Dia.	125	28"	\$1128	\$1159	\$1371	\$1551	\$1914	\$2211	\$2574	\$3184	\$3394

DOME | CAFÉ | SQUARE


	Model Number	Table Top Size	Shpg. Wght.	Base Spread	LAMINATE TOP ASSORTED EDGES							VENEER TOP	
					GRP 1	GRP 2	GRP 3	GRP 4	GRP 5	GRP 6	GRP 7	GRP 8	GRP 9
						DM24S	24" Dia.	48	22"	\$561	\$571	\$657	\$733
SQUARE	DM2430S	24x30 Sq.	53	22"	\$601	\$616	\$716	\$803	\$978	\$1120	\$1294	\$1658	\$1803
	DM30S	30" Sq.	69	22"	\$663	\$677	\$786	\$883	\$1072	\$1230	\$1420	\$1823	\$1986
	DM36S	36" Sq.	82	22"	\$802	\$822	\$960	\$1076	\$1313	\$1510	\$1745	\$2221	\$2408
	DM42S	42" Sq.	125	28"	\$1037	\$1061	\$1237	\$1385	\$1683	\$1931	\$2230	\$2857	\$3111

DOME | CAFÉ | RECTANGLE

	Model Number	Table Top Size	Shpg. Wght.	Base Spread	LAMINATE TOP ASSORTED EDGES							VENEER TOP	
					GRP 1	GRP 2	GRP 3	GRP 4	GRP 5	GRP 6	GRP 7	GRP 8	GRP 9
						DM2448	24x48 Sq.	86	2-17"	\$1005	\$1023	\$1163	\$1282
RECTANGLE	DM2460	24x60 Sq.	95	2-17"	\$1047	\$1071	\$1225	\$1358	\$1621	\$1844	\$2106	\$2817	\$3144
	DM3048	30x48 Sq.	95	2-17"	\$1045	\$1067	\$1219	\$1350	\$1614	\$1833	\$2096	\$2807	\$3133
	DM3060	30x60 Sq.	106	2-17"	\$1108	\$1132	\$1306	\$1455	\$1757	\$2006	\$2304	\$3012	\$3319

Note: When optional base finish is required, please multiply upcharge by 2 for tables supported with an extra base.

DOME | CAFÉ | BAR HEIGHT

	Model Number	Table Top Size	Shpg. Wght.	Base Spread	LAMINATE TOP ASSORTED EDGES							VENEER TOP	
					GRP 1	GRP 2	GRP 3	GRP 4	GRP 5	GRP 6	GRP 7	GRP 8	GRP 9
						DMH24D	24" Dia.	59	17"	\$810	\$822	\$904	\$978
ROUND	DMH30D	30" Dia.	77	22"	\$857	\$873	\$983	\$1076	\$1266	\$1425	\$1614	\$2251	\$2567
	DMH36D	36" Dia.	111	28"	\$965	\$984	\$1118	\$1231	\$1460	\$1653	\$1882	\$2566	\$2892
	DMH36S	36" Sq.	111	28"	\$978	\$994	\$1135	\$1252	\$1486	\$1684	\$1919	\$2603	\$2927

Note: Other bar height sizes available. Call for pricing.

OPTIONS

Add upcharge to list price and code to model number

STH	Special Table Height - (other than 29" or 42")	\$169	per base
RP	Painted Foot-ring for Bar Height	\$124	
RC	Polished Chrome Foot-ring for Bar Height	\$157	

ULW	Ultra Lightweight Top	\$213	
RAD	3" Radius Corners for 3MM Edge	\$225	per table



DRAKE TABLE OF CONTENTS

Complete Line - At-A-Glance	2	Drake Training Table Special Shape Pricing	12
Drake Cafe Table Specifications	3	Drake Podium Pricing	13
Drake Cafe Table Finishes & Options	4	Drake Presentation Board Pricing	13
Drake Cafe Table Option Details	5	Drake Center Modesty Panel Pricing	14
Drake Cafe Table Pricing	6	Drake Conference Table Specifications	15
Drake Training Table Specifications	7	Drake Conference Table Finishes & Options	16
Drake Training Table Finishes & Options	8	Drake Conference Table Pricing	17
Drake Training Table Option Details	9	Drake 4-Column Table Specifications	18
New Urethane Edges	10	Drake 4-Column Table Pricing	19
Drake Training Table Pricing	11		

CAFE / TRAINING / CONFERENCE



CAFE TABLE WITH OPTIONAL POWER



TRAINING TABLE WITH OPTIONAL FLIP TOP AND CASTERS



INLINE NESTING WITH FLIP TOP AND CASTERS



Y-BASE CONFERENCE TABLE



TT-LEG CONFERENCE TABLE



4-COLUMN TABLE

PODIUM / PRESENTATION BOARD



ECONOMY MOBILE PODIUM



MOBILE PODIUM WITH MODESTY



MOBILE PRESENTATION WHITE BOARD

DRAKE CAFÉ TABLE

Drake offers a comprehensive line of cafe tables designed with the highest performance in mind. With a high-tech look and solid structural build, the Drake is a perfect fit for any dining space. The array of options and bases make Drake our most versatile, stylish and functional line yet!



DRAKE CAFÉ TABLE

ORDERING INFORMATION

- 1) Series Name
- 2) Model Number
- 3) Size
- 4) Quantity
- 5) Powder Coat Frame Color
- 6) Laminate Selection and No.
- 7) Edge Style Code and Color
- 9) Optional Items

DRAKE CAFÉ BASE SPECIFICATIONS

Drake X-Base

Table Height	Table height is 29" to 30" depending on table top specified. Bar Height table is 42".
Column	2.25" diameter 14 gauge steel tubing welded to top plate. Round Column Only.
Base	Diecast aluminum – 20", 26", 32" and 38" X-base spreads.
Plate	9.5" x 9.5" square 12" X 12" square
Glides	Adjustable poly glide with steel trim (Standard)
Assembly	Top plate is welded to the vertical column and the vertical column is bolted to the horizontal base. No tie rod assembly. Base mounts to tabletop with ¼-20 x 1" machine screws into metal inserts in top.
Finish	Choice of standard powder coat colors – See "Colors & Finishes" brochure.

DRAKE CAFÉ BASE SPECIFICATIONS

Drake T-Leg or C-Leg

Table Height	Table height is 29" to 30" depending on table top specified.
Column	T-Leg: 2.25" dia. round steel tubing welded to top plate. C-Leg: 1.625" x 2.875" oval tubing welded to top plate
Base	Diecast aluminum – 20", 26" spreads
Plate	6" x 8" 12 gauge stamped steel 5" x 5" 12 gauge stamped steel (Flip-Top)
Glides	Adjustable poly glide with steel trim
Assembly	Top plate is welded to the vertical column and the vertical column is bolted to the horizontal feet. No tie rod assembly. Base mounts to tabletop with ¼-20 x 1" machine screws into metal inserts in top. Stretcher steel bars are used on tops 72" and longer.
Finish	Choice of standard powder coat colors – See "Colors & Finishes" brochure

TABLE TOP SPECIFICATIONS

Table Tops

Table top core is CARB Phase I & Phase II Compliant. Laminate, wood veneer and phenolic backing are glued with water based adhesives.

Flip-Top Mechanism

Durable all-steel construction with a spring-loaded release handle and a safety catch to maintain flipped-up position.



DRAKE CAFÉ TABLE
WITH DRA KE POWER
UNIT & COLUMN

FINISHES

Table Bases and Legs

Finished in your choice of standard powder coat colors.

Laminate/Veneer Selections

ERG offers over 1000 standard laminate choices from Nevamar, Wilsonart, Formica and Pionite. Wood veneer is available in transparent stain colors - custom stain matching available.

Edge Selections:


ERG offers a wide variety of table top edge materials including PVC, wood, aluminum and resin. Square tables using PVC **T-MOLD** edge will have a 2" radius on all corners.

OPTIONS

- CODE: FLIP-D - Flip-Top (Drake T-Legs)
- CODE: FLIP-X - Flip-Top per X-base
- CODE: FTCW - Flip-Top Crossbar with Wire Management (Drake)
- CODE: CASD - Locking Casters - Black (Drake)
- CODE: CAS-W - Locking Casters - White
- CODE: DCL - C-Leg instead of T-Leg
- CODE: DOV - Oval Column
- CODE: DPD - Pencil Drawer
- CODE: DPC - Column with Power Plate
- CODE: DPU-A (S or B) - Cove Mini 2-Power in Silver or Black
- CODE: DPU-B (S or B) - Cove Mini 1-Power / 2-USB in Silver or Black
- CODE: CIN - Inline Nesting Legs
- CODE: ASB - Anti-Sag Bar for Tables Under 72"
- CODE: STH - Special Table Height (any table height other than 29" or bar height)
- CODE: ULW - Ultra Lightweight Top
- CODE: RAD - 3" Radius Corners for 3MM Edge
- CODE: FTBH - Flip Top Support Bar For Rectangular Bar Height Tables.
(Maximum table top size 30x72)
- CODE: GD3 - Flat Ganging Device for Café & Training Tables
- CODE: SLG - Self-Leveling Glide



X-BASE FLIP TOP MECHANISM



GLIDE DETAIL




X-BASE FLIP TOP WITH CASTERS



3" LOCKING CASTER - BLACK




3" LOCKING CASTER - WHITE




C-LEG



T-LEG (STANDARD)



1.625" X 2.875" OVAL COLUMN
(T-LEG OR C-LEG ONLY)




2.25" DIA. ROUND COLUMN
(STANDARD)



DRAKE X-BASE COLUMN WITH POWER PLATE




DPU-AS: COVE MINI ROUND SILVER
(2-POWER OUTLETS)




DPU-BS: COVE MINI ROUND SILVER
(1-POWER / 2-USB OUTLETS)

MODEL / DESCRIPTION / LIST PRICING


DRAKE | CAFÉ | ROUND

	Model Number	Table Top Size	Shpg. Wght.	Base Spread	LAMINATE TOP ASSORTED EDGES							VENEER TOP	
					GRP 1	GRP 2	GRP 3	GRP 4	GRP 5	GRP 6	GRP 7	GRP 8	GRP 9
 ROUND	DR30D	30" Dia.	43	26"- X	\$721	\$736	\$841	\$930	\$1111	\$1260	\$1440	\$1933	\$2162
	DR36D	36" Dia.	53	32"- X	\$805	\$823	\$949	\$1058	\$1277	\$1457	\$1675	\$2191	\$2413
	DR42D	42" Dia.	72	38"- X	\$991	\$1015	\$1181	\$1321	\$1604	\$1840	\$2124	\$2729	\$2975
	DR48D	48" Dia.	103	38"- X	\$1091	\$1119	\$1319	\$1491	\$1834	\$2119	\$2462	\$3061	\$3276



DRAKE | CAFÉ | SQUARE

	Model Number	Table Top Size	Shpg. Wght.	Base Spread	LAMINATE TOP ASSORTED EDGES							VENEER TOP	
					GRP 1	GRP 2	GRP 3	GRP 4	GRP 5	GRP 6	GRP 7	GRP 8	GRP 9
 SQUARE	DR2430S	24x30 Sq.	49	26"- X	\$696	\$709	\$806	\$888	\$1052	\$1189	\$1352	\$1849	\$2085
	DR30S	30" Sq.	54	26"- X	\$721	\$736	\$841	\$930	\$1111	\$1260	\$1440	\$1933	\$2162
	DR36S	36" Sq.	67	32"- X	\$815	\$834	\$965	\$1076	\$1301	\$1486	\$1711	\$2227	\$2447
	DR42S	42" Sq.	90	38"- X	\$991	\$1015	\$1181	\$1321	\$1604	\$1840	\$2124	\$2729	\$2975

DRAKE | CAFÉ | RECTANGLE

	Model Number	Table Top Size	Shpg. Wght.	Base Spread	LAMINATE TOP ASSORTED EDGES							VENEER TOP	
					GRP 1	GRP 2	GRP 3	GRP 4	GRP 5	GRP 6	GRP 7	GRP 8	GRP 9
 RECTANGLE	DR2448	24x48 Sq.	70	2-20"- T	\$811	\$828	\$951	\$1058	\$1270	\$1446	\$1659	\$2194	\$2431
	DR2460	24x60 Sq.	79	2-20"- T	\$853	\$872	\$1010	\$1129	\$1365	\$1563	\$1800	\$2333	\$2558
	DR3048	30x48 Sq.	79	2-26"- T	\$857	\$876	\$1017	\$1137	\$1376	\$1576	\$1816	\$2350	\$2571
	DR3060	30x60 Sq.	90	2-26"- T	\$907	\$930	\$1087	\$1222	\$1493	\$1717	\$1987	\$2519	\$2724

DRAKE | CAFÉ | BAR HEIGHT | ROUND/SQUARE

	Model Number	Table Top Size	Shpg. Wght.	Base Spread	LAMINATE TOP ASSORTED EDGES							VENEER TOP	
					GRP 1	GRP 2	GRP 3	GRP 4	GRP 5	GRP 6	GRP 7	GRP 8	GRP 9
 ROUND	DRH24D	24" Dia.	40	20"- X	\$813	\$825	\$903	\$970	\$1106	\$1220	\$1356	\$2050	\$2432
	DRH30D	30" Dia.	50	26"- X	\$885	\$900	\$1006	\$1095	\$1275	\$1424	\$1604	\$2296	\$2653
 SQUARE	DRH36D	36" Dia.	63	32"- X	\$969	\$988	\$1115	\$1223	\$1440	\$1621	\$1839	\$2554	\$2904
	DRH30S	30" Sq.	54	32"- X	\$931	\$948	\$1059	\$1155	\$1346	\$1505	\$1697	\$2421	\$2793
	DRH36S	36" Sq.	67	32"- X	\$1009	\$1028	\$1159	\$1270	\$1495	\$1680	\$1905	\$2653	\$3024

Note: Other bar height sizes available. Call for pricing.

Note: FTBH option is required with STH option when ordering rectangle flip-top tables over 29" table height.

Note: Flip-top X- base tables with casters in bar & counter height max 36" D or 36" S

OPTIONS

Add upcharge to list price and code to model number

FLIP-X	X-Base Flip-Top	\$141	
FLIP-D	T-Leg Flip Top (Drake) - 2 T-Legs	\$382	
CASD	Casters - Black (Drake)	\$22	ea.
CAS-W	Casters - White	\$34	ea.
DCL	C-Leg instead of T-Leg	\$68	per table
DOV	Oval Column (C- or T-Leg Only)*	\$54	per table
DPC	Column with Power Plate	\$180	per base
DPU-AB	Cove Mini 2-Power Black (COV-SM-R-2-B-108)	\$359	
DPU-AS	Cove Mini 2-Power Silver (COV-SM-R-2-S-108)	\$359	
DPU-BB	Cove Mini Power/USB Black (COV-SM-R-1U-B-108)	\$509	

DPU-BS	Cove Mini Power/USB Silver (COV-SM-R-1U-S-108)	\$509	
CIN	Inline Nesting Legs	\$73	per table
ASB	Anti-Sag Bar for Tables Under 72"	\$90	
STH	Special Table Height (other than 29")	\$169	per base
GD3	Flat Ganging Device for Café & Training Tables	\$107	
ULW	Ultra Lightweight Top	\$213	
RAD	3" Radius Corners for 3MM Edge	\$225	per table
FTBH	All T-base bar height tables with flip top	\$337	
FTCW	Flip Top Crossbar wth Wire Management	\$85	
SLG	Self-Leveling Glide	\$10	per glide

DRAKE TRAINING TABLE

Drake offers a comprehensive line of training tables designed with the highest performance in mind. With a high-tech look and solid structural build, the Drake is a perfect fit for any training space. The array of options available make Drake our most versatile, stylish and functional line yet!



DRAKE TRAINING TABLE WITH WHITE CASTERS AND FLIP-TOP

ORDERING INFORMATION

- | | |
|----------------------------|---|
| 1) Series Name | 6) Laminate Selection and No. |
| 2) Model Number | 7) Edge Style Code and Color |
| 3) Size | 8) Center Panel Laminate
(Teacher Desk/Podium Modesty) |
| 4) Quantity | 9) Optional Items |
| 5) Powder Coat Frame Color | |

DRAKE TRAINING BASE SPECIFICATIONS

Drake T Base

Table Height	Table height is 29" to 30" depending on table top specified.
Column	2.25" diameter 14 gauge steel tubing welded to top plate.
Base	Diecast aluminum tubing – 14", 20", 26" and 32" spreads
Plate	6" x 8" square 12 gauge stamped steel 5" x 5" 12 gauge stamped steel (Flip-Top)
Glides	Adjustable poly glide with steel trim (Standard)
Assembly	Top plate is welded to the vertical column and the vertical column is bolted to the feet. No tie rod assembly. Base mounts to tabletop with ¼-20 x 1" machine screws into metal inserts in top. Stretcher steel bars are used on tops 72" and longer.
Finish	Choice of standard powder coat colors – See "Colors & Finishes" brochure

TABLE TOP SPECIFICATIONS

Table Tops

Table top core is CARB Phase I & Phase II Compliant. Laminate, wood veneer and phenolic backing are glued with water based adhesives.

Ultra-Lightweight Table Tops

Ultra-lightweight tables have an exceptionally strong manufactured MDF top made from 100% recovered and recycled wood fiber with at least 25% post-industrial recycled fiber; the balance consisting of recovered waste fiber. Ultra-light tables are 18% lighter than standard tables.

Flip-Top Mechanism

Aluminum die-cast top plate and aluminum housing with single handle cable release. All training tables that are 18" deep with flip and casters options, cannot be specified with modesty panels.



HEXAGON CLASSROOM TABLE
WITH BRIO FLIP CHAIRS

- TABLE ACCESSORIES – Modesty Panels, Bridges, Grommets, Wire Management, Power & Communication Options, Table Dollies – See accessories online under 'Products' tab.



DRAKE TRAINING TABLE
WITH KNIFE-EDGE TOP

FINISHES

Table Bases and Legs

Finished in your choice of standard powder coat colors. Finishes listed at beginning of price list. For colors refer to "Colors & Finishes" brochure. For actual color samples, please call Customer Service.


Laminate/Veneer Selections

ERG offers over 1000 standard laminate choices from Nevamar, Wilsonart, Formica and Pionite. Wood veneer is available in transparent stain colors - custom stain matching available.

Edge Selections:

ERG offers a wide variety of table top edge materials including PVC, wood, aluminum and resin/urethane.

Special Edge Note: When ganging or butting tables together, ERG recommends using 3MM flat edge or flat wood edge. Square tables using PVC **T-MOLD** edge will have a 2" radius on all corners.



GLIDE DETAIL

OPTIONS

- CODE: FLIP-D - Flip-Top (Drake)
- CODE: FTCW - Flip-Top Crossbar with Wire Management (Drake)
- CODE: ASB - Anti-Sag bar for Tables Under 72"
- CODE: STH - Special Table Height (any table height other than 29")
- CODE: ULW - Ultra-lightweight table top
- CODE: CASD - 3" Locking Casters - Black
- CODE: CAS-W - 3" Locking Casters - White
- CODE: DCL - C-Leg instead of T-Leg
- CODE: DOV - Oval Column
- CODE: DPD - Pencil Drawer
- CODE: GD3 - Flat Ganging Device for Café & Training Tables
- CODE: CIN - Inline Nesting
- CODE: RAD - 3" Radius Corners for 3MM Edge
- CODE: FTBH - Flip top support bar for rectangular bar height tables.
(Maximum table top size 30x72)
- CODE: SLG - Self-Leveling Glide
- TABLE ACCESSORIES - Modesty Panels, Bridges, Grommets, Wire Management, Power & Communication Options, Table Dollies - See accessories online under 'Products' tab.

Note: When ordering standard modesty panel, table and panel must have 3MM edge.

Note: Casters & flip top options not available on 18" diameter training tables.




FLIP TOP



EASY INLINE NESTING



3" LOCKING CASTER - BLACK




3" LOCKING CASTER - WHITE



C-LEG



T-LEG (STANDARD)



1.625" X 2.875" OVAL COLUMN




2.25" DIA. ROUND COLUMN
(STANDARD)




PENCIL DRAWER

NEW URETHANE KNIFE EDGES



EDGE 6-K
SINGLE EDGE: URETHANE KNIFE
REMAINING THREE EDGES: 3MM PVC



EDGE 6-M
ALL FOUR EDGES: URETHANE KNIFE




EDGE 6-K DETAIL




DRAKE C-LEG TRAINING TABLE
WITH URETHANE KNIFE EDGE 6-K


NEW URETHANE COMFORT EDGES



EDGE 6-L
SINGLE EDGE: URETHANE COMFORT
REMAINING THREE EDGES: 3MM PVC



EDGE 6-N
ALL FOUR EDGES: URETHANE COMFORT



EDGE 6-L DETAIL



DRAKE T-LEG TRAINING TABLE WITH
URETHANE COMFORT EDGE 6-L

MODEL / DESCRIPTION / LIST PRICING

DRAKE | RECTANGLE

Model Number	Table Top Size	Shpg. Wght.	Base Spread	LAMINATE TOP ASSORTED EDGES									VENEER TOP	
				GRP 1	GRP 2	GRP 3	GRP 4	GRP 5	GRP 6	GRP 7	GRP 8	GRP 9		
DR1836	18 X 36	54	2-14"- T	\$713	\$724	\$814	\$890	\$1043	\$1171	\$1324	\$1863	\$2135		
DR1848	18 X 48	61	2-14"- T	\$746	\$760	\$860	\$947	\$1119	\$1263	\$1435	\$1973	\$2233		
DR1860	18 X 60	68	2-14"- T	\$779	\$794	\$906	\$1004	\$1195	\$1356	\$1548	\$2084	\$2335		
DR1872	18 X 72	75	2-14"- T	\$915	\$931	\$1056	\$1162	\$1374	\$1550	\$1764	\$2421	\$2739		
DR1884	18 X 84	81	2-14"- T	\$968	\$990	\$1131	\$1254	\$1499	\$1703	\$1948	\$2604	\$2904		
DR1896	18 X 96	88	2-14"- T	\$1003	\$1024	\$1178	\$1310	\$1575	\$1797	\$2061	\$2717	\$3006		
DR2436	24 X 36	61	2-20"- T	\$769	\$785	\$895	\$988	\$1173	\$1329	\$1515	\$2052	\$2305		
DR2448	24 X 48	70	2-20"- T	\$811	\$828	\$951	\$1058	\$1270	\$1446	\$1659	\$2194	\$2431		
DR2460	24 X 60	79	2-20"- T	\$853	\$872	\$1010	\$1129	\$1365	\$1563	\$1800	\$2333	\$2558		
DR2472	24 X 72	88	2-20"- T	\$996	\$1019	\$1172	\$1303	\$1565	\$1783	\$2045	\$2700	\$2991		
DR2484	24 X 84	97	2-20"- T	\$1060	\$1085	\$1260	\$1411	\$1710	\$1959	\$2260	\$2913	\$3182		
DR2496	24 X 96	106	2-20"- T	\$1102	\$1129	\$1319	\$1482	\$1806	\$2077	\$2401	\$3053	\$3307		
DR3036	30 X 36	68	2-26"- T	\$807	\$825	\$947	\$1051	\$1260	\$1435	\$1644	\$2180	\$2419		
DR3048	30 X 48	79	2-26"- T	\$857	\$876	\$1017	\$1137	\$1376	\$1576	\$1816	\$2350	\$2571		
DR3060	30 X 60	90	2-26"- T	\$907	\$930	\$1087	\$1222	\$1493	\$1717	\$1987	\$2519	\$2724		
DR3072	30 X 72	102	2-26"- T	\$1060	\$1086	\$1262	\$1412	\$1712	\$1961	\$2262	\$2915	\$3184		
DR3084	30 X 84	113	2-26"- T	\$1132	\$1162	\$1362	\$1534	\$1878	\$2164	\$2507	\$3158	\$3402		
DR3096	30 X 96	124	2-26"- T	\$1184	\$1214	\$1433	\$1620	\$1994	\$2305	\$2679	\$3328	\$3555		
DR3648	36 X 48	88	2-32"- T	\$915	\$937	\$1098	\$1235	\$1508	\$1737	\$2012	\$2541	\$2746		
DR3660	36 X 60	102	2-32"- T	\$974	\$998	\$1181	\$1334	\$1645	\$1902	\$2212	\$2740	\$2924		
DR3672	36 X 72	115	2-32"- T	\$1137	\$1165	\$1365	\$1538	\$1883	\$2172	\$2517	\$3166	\$3411		
DR3684	36 X 84	129	2-32"- T	\$1217	\$1250	\$1480	\$1676	\$2069	\$2398	\$2791	\$3438	\$3655		
DR3696	36 X 96	142	2-32"- T	\$1277	\$1311	\$1563	\$1777	\$2205	\$2563	\$2993	\$3637	\$3835		

TABLE ACCESSORIES – Modesty Panels, Bridges, Grommets, Wire Management, Power & Data Options, Table Dollies
– see Accessories online.

Note: Casters & flip top options not available on 18" diameter training tables.

Note: FTBH option is required with STH option when ordering rectangle flip-top tables over 29" table height.

Note: Fliptop tables with casters in counter & bar height available in depth ranges 24"-36" only
Max Length up 72" - Not available with C-legs

All training tables that are 18" deep with flip and casters options, cannot be specified with modesty panels.

OPTIONS

Add upcharge to list price and code to model number

FLIP-D	T-Leg Flip Top (Drake)	\$382	per table
CASD	Locking Casters - Black (Drake)	\$22	ea.
CAS-W	Locking Casters - White	\$34	ea.
DCL	C-Leg instead of T-Leg	\$68	per table
DOV	Oval Column (C- or T-Leg Only)*	\$54	per table
DPD	Pencil Drawer	\$349	
CIN	Inline Nesting Legs	\$73	per table

ASB	Anti-Sag bar for Tables Under 72"	\$90	
STH	Special Table Height (other than 29")	\$169	per leg
GD3	Flat Ganging Device for Café & Training Tables	\$107	
ULW	Ultra Lightweight Top	\$213	
RAD	3" Radius Corners for 3MM Edge	\$225	per table
FTBH	All T-base bar height tables with flip top	\$337	
FTCW	Flip Top Crossbar wth Wire Management	\$85	
SLG	Self-Leveling Glide	\$10	per glide

MODEL / DESCRIPTION / LIST PRICING

DRAKE | TRAPEZOID



TRAPEZOID



LEG
PLACEMENT

Model Number	Table Top Size	Shpg. Wght.	Base Spread	LAMINATE TOP ASSORTED EDGES							VENEER TOP	
				GRP 1	GRP 2	GRP 3	GRP 4	GRP 5	GRP 6	GRP 7	GRP 8	GRP 9
DRT2448	24 X 48	70	2-20"- T	\$957	\$981	\$1156	\$1305	\$1604	\$1852	\$2153	\$2681	\$2872
DRT2460	24 X 60	79	2-20"- T	\$1048	\$1076	\$1282	\$1458	\$1812	\$2107	\$2459	\$2985	\$3145
DRT3060	30 X 60	90	2-26"- T	\$1094	\$1126	\$1348	\$1538	\$1920	\$2240	\$2620	\$3144	\$3287
DRT3672	36 X 72	115	2-26"- T	\$1315	\$1350	\$1616	\$1840	\$2292	\$2670	\$3120	\$3764	\$3948

DRAKE | SECTIONAL | HALF ROUND



HALF ROUND



LEG
PLACEMENT

Model Number	Table Top Size	Shpg. Wght.	Base Spread	LAMINATE TOP ASSORTED EDGES							VENEER TOP	
				GRP 1	GRP 2	GRP 3	GRP 4	GRP 5	GRP 6	GRP 7	GRP 8	GRP 9
DRHR2448	24 X 48	70	2-20"- T	\$1085	\$1117	\$1335	\$1525	\$1902	\$2216	\$2593	\$3117	\$3262
DRHR3060	30 X 60	90	2-20"- T	\$1174	\$1210	\$1461	\$1677	\$2107	\$2464	\$2894	\$3415	\$3532
DRHR3672	36 X 72	115	2-26"- T	\$1395	\$1437	\$1728	\$1977	\$2478	\$2895	\$3396	\$4036	\$4192

DRAKE | COMMUNITY TABLE - 6-SIDED w/3 C-LEGS



HEXAGON



LEG
PLACEMENT

Model Number	Table Top Size	Shpg. Wght.	Base Spread	LAMINATE TOP ASSORTED EDGES							VENEER TOP	
				GRP 1	GRP 2	GRP 3	GRP 4	GRP 5	GRP 6	GRP 7	GRP 8	GRP 9
DR6S	52 x 60	148	3-20"- C	\$2084	\$2120	\$2369	\$2585	\$3013	\$3372	\$3801	\$5414	\$6242



6-SIDED CLASSROOM TABLE
WITH 3 C-LEGS

Note: Fliptop tables with casters in counter & bar height available in depth ranges 24"-36" only
Max Length up 72" - Not available with C-legs
All training tables that are 18" deep with flip and casters options, cannot be specified with modesty panels.

OPTIONS

Add upcharge to list price and code to model number

FLIP-D	T-Leg Flip Top (Drake)	\$382	per table
CASD	Locking Casters - Black (Drake)	\$22	ea.
CAS-W	Locking Casters - White	\$34	ea.
DCL	C-Leg instead of T-Leg	\$68	per table
DOV	Oval Column (C- or T-Leg Only)*	\$54	per table
DPD	Pencil Drawer	\$349	
CIN	Inline Nesting Legs	\$73	per table

ASB	Anti-Sag Bar for tables under 72"	\$90	
STH	Special Table Height (other than 29")	\$169	per leg
GD3	Flat Ganging Device for Café & Training Tables	\$107	
ULW	Ultra Lightweight Top	\$213	
RAD	3" Radius Corners for 3MM Edge	\$225	per table
FTBH	All T-base bar height tables with flip top	\$337	
FTCW	Flip Top Crossbar wth Wire Management	\$85	
SLG	Self-Leveling Glide	\$10	per glide

Note: FTBH option is required with STH option when ordering rectangle flip-top tables over 29" table height.

MODEL / DESCRIPTION / LIST PRICING

DRAKE | INSET MODESTY PANELS
(Requires oval column option - DOV)

TEACHER DESK COMBO CONSISTS OF A STANDARD T-LEG OR C-LEG TABLE WITH 1.25" TOP. TO INCLUDE THE CENTER MODESTY PANEL, THE OPTIONAL OVAL COLUMN MUST BE ORDERED FOR THE LEGS. TO SPECIFY, PLEASE SPECIFY THE FOLLOWING WHEN ORDERING:

- TOP LAMINATE
- 3MM EDGE COLOR
- MODESTY LAMINATE (FRONT/BACK)
- POWDER COAT FRAME FINISH




Model Number	Table Top Size	LIST PRICE
DMP36	36" width top	\$281
DMP42	42" width top	\$309
DMP48	48" width top	\$368
DMP60	60" width top	\$397
DMP72	72" width top	\$452
DMP84	84" width top	\$530
DMP96	96" width top	\$547

Note: For standard modesty panel pricing, please see the modesty panel pricing under accessories.

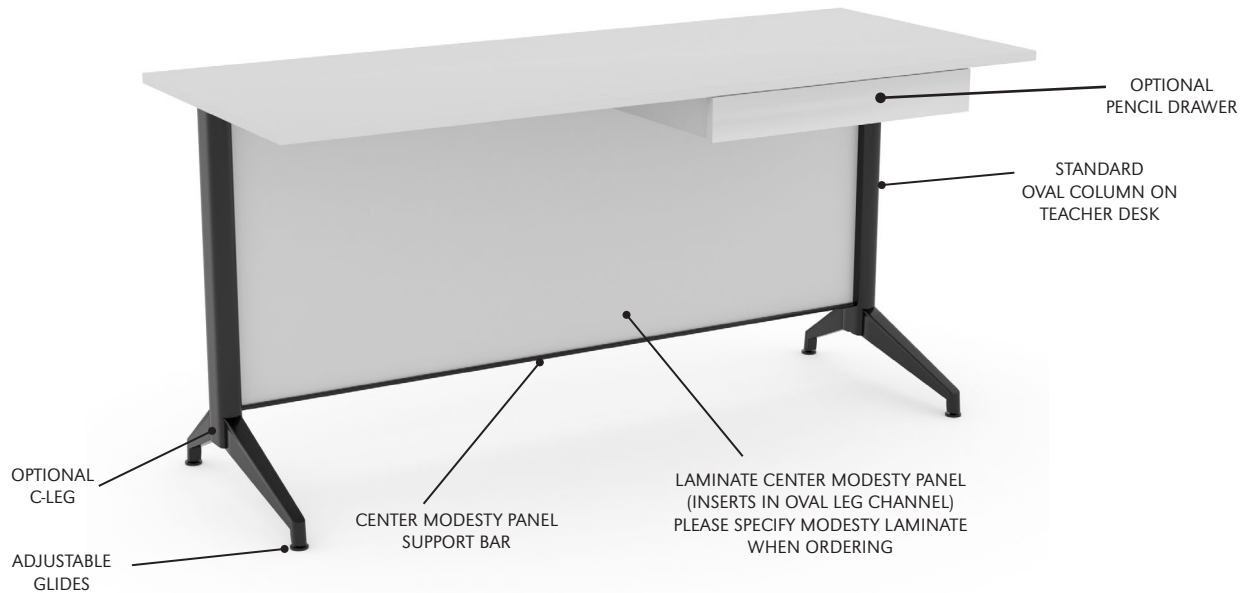
DRAKE | PENCIL DRAWER
DPD Optional Pencil Drawer

OPTIONAL PENCIL DRAWER CAN BE PLACED RIGHT, LEFT OR CENTER OF DESK. PLEASE SPECIFY LAMINATE AND PLACEMENT WHEN ORDERING.



DIMENSIONS	OVERALL	LIST
Drawer Width:	22"	\$349
Drawer Height:	3.25"	
Drawer Depth:	16"	

Note: Teacher Desk is shipped K-D with assembly instructions.



MODEL / DESCRIPTION / LIST PRICING



ANGLED TOP PROFILE

DRPDS Economy Podium \$1293 list

- Includes Black Casters
- Standard Round Column
- Angled 3/4" Top with 3MM PVC Edge (2-B)

PLEASE SPECIFY THE FOLLOWING WHEN ORDERING:

- TOP LAMINATE
- 3MM EDGE COLOR
- POWDER COAT BASE FINISH

DIMENSIONS	Overall
X-Base Spread:	23" x 23"
Overall Depth:	24"
Overall Width:	28"
Overall Height:	44"
Table Depth:	18"
Table Width:	28"
Table Height (Front):	39"



PODIUM WITH
OPTIONAL WHITE
LOCKING CASTERS

DRPD Podium - Standard \$1819 list

- Includes Whiteboard Modesty and Black Casters
- Standard with Oval Column
- 3/4" White Laminate Top with 3MM PVC Edge (2-B)

DRPD-L Podium - Optional Laminate Choice \$2174 list

- Your Modesty Material Selection and Black Casters
- Standard with Oval Column
- 3/4" Laminate Top (your choice) with 3MM PVC Edge (2-B)

PLEASE SPECIFY THE FOLLOWING WHEN ORDERING PODIUM:

- TOP LAMINATE
- 3MM EDGE COLOR
- MODESTY LAMINATES (FRONT/BACK)
- POWDER COAT BASE FINISH

DIMENSIONS	Overall
Base Spread:	22.5"
Overall Width:	28"
Overall Height:	38"
Table Depth:	18"
Table Width:	28"
Table Height:	38"



PRESENTATION BOARD
WITH OPTIONAL WHITE
LOCKING CASTERS

DRWB White Board Presentation Stand \$3025 list

- Standard with Oval Column and Black Casters
- Standard with Whiteboard (Front/Back)

PLEASE SPECIFY THE FOLLOWING WHEN ORDERING:

- POWDER COAT BASE FINISH

DIMENSIONS	Overall
Base Spread:	27"
Overall Width:	45"
Overall Height:	77"
Whiteboard Width:	42"
Whiteboard Height:	47"

OPTIONS

Add upcharge to list price and code to model number

CAS-W	Locking Casters (White)	\$12	ea.
-------	-------------------------	------	-----

DRAKE CONFERENCE TABLE

Drake conference tables are designed with the highest performance in mind. With a high-tech look and solid structural build, the Drake is a perfect fit for any meeting space.



CONFERENCE TABLE WITH Y-BASE AND OPTIONAL OVAL TOP

Note: Y-leg base pricing includes floor crossbar.

ORDER INFORMATION

- 1) Series Name
- 2) Model Number
- 3) Size
- 4) Quantity
- 5) Powder Coat Frame Color
- 6) Laminate Selection and No.
- 7) Edge Style Code and Color
- 8) Optional Items

DRAKE CONFERENCE SPECIFICATIONS

Conference Base

- Table Height** Table height is 29" to 30" depending on table top specified.
- Column** 2.25" diameter 14 gauge steel tubing welded to top plate.
- Base** Diecast aluminum – 36" and 47" TT-Legs and 28" and 34" Y-Base
- Plate** Y-Base: 12" x 12" square 12 gauge stamped steel
TT-Base: (2)6" x 8" 12 gauge stamped steel
- Glides** Adjustable poly glide with steel trim (Standard)
- Assembly** Top plate is welded to the vertical column and the vertical column is bolted to the horizontal base and crossbar (on Y-base).
No tie rod assembly. Base mounts to tabletop with 1/4-20 x 1" machine screws into metal inserts in top. Stretcher steel bars are used on tops 72" and longer.
- Finish** Choice of standard powder coat colors – See "Colors & Finishes" brochure

Table Tops

Table top core is CARB Phase I & Phase II Compliant. Laminate, wood veneer and phenolic backing are glued with water based adhesives.

Edge Selections

ERG offers a wide variety of table top edge materials including PVC, wood and laminate.



CONFERENCE TABLE WITH
TT-LEGS

FINISHES

Table Bases and Legs

Finished in your choice of standard powder coat colors. Finishes listed at beginning of price list. For colors refer to "Colors & Finishes" brochure. For actual color samples, please call Customer Service.

Laminate/Veneer Selections

ERG offers over 1000 standard laminate choices from Nevamar, Wilsonart, Formica and Pionite. Wood veneer is available in transparent stain colors - custom stain matching available.

OPTIONS

- CODE: STH - Special Table Height (any table height other than 29")
- CODE: GD3 - Flat Ganging Device for Café & Training Tables
- CODE: CRT - Racetrack table top
- CODE: COT - Oval table top
- CODE: CBT - Boat table top
- CODE: CAT - Almost Rectangle table top
- CODE: RAD - 3" Radius Corners for 3MM Edge
- CODE: SLG - Self-Leveling Glide
- TABLE ACCESSORIES - Modesty Panels, Bridges, Grommets, Wire Management, Power & Communication Options, Table Dollies - See accessories online under 'Products' tab.

OPTIONAL CONFERENCE TABLE SHAPES



RACETRACK TOP
CODE: CRT



OVAL TOP
CODE: COT



BOAT TOP
CODE: CBT



ALMOST RECTANGLE TOP
CODE: CAT

Note: Base Spreads may differ on Racetrack and Oval tops - please call factory for detailed specifications.

MODEL / DESCRIPTION / LIST PRICING

DRAKE | CONFERENCE | RECTANGLE TT-BASE

RECTANGLE

Model Number	Table Top Size	Shpg. Wght.	Base Spread	LAMINATE TOP ASSORTED EDGES									VENEER TOP	
				GRP 1	GRP 2	GRP 3	GRP 4	GRP 5	GRP 6	GRP 7	GRP 8	GRP 9		
DR4272	42 X 72	129	2-36TT	\$2274	\$2323	\$2663	\$2953	\$3536	\$4022	\$4603	\$6131	\$6821		
DR4284	42 X 84	144	2-36TT	\$2369	\$2421	\$2785	\$3098	\$3719	\$4238	\$4861	\$6419	\$7106		
DR4296	42 X 96	160	2-36TT	\$2436	\$2493	\$2880	\$3212	\$3877	\$4430	\$5093	\$6646	\$7311		
DR4872	48 X 72	142	2-36TT	\$2330	\$2382	\$2740	\$3050	\$3665	\$4178	\$4794	\$6317	\$6990		
DR4884	48 X 84	160	2-36TT	\$2597	\$2651	\$3037	\$3368	\$4030	\$4582	\$5243	\$6990	\$7783		
DR4896	48 X 96	178	2-36TT	\$2672	\$2733	\$3145	\$3499	\$4206	\$4798	\$5505	\$7249	\$8016		
DR48108*	48 X 108	196	3-36TT	\$2857	\$2920	\$3361	\$3738	\$4491	\$5119	\$5873	\$7744	\$8570		
DR48120*	48 X 120	214	3-36TT	\$2935	\$3001	\$3467	\$3867	\$4668	\$5334	\$6134	\$8001	\$8802		
DR48144*	48 X 144	250	3-36TT	\$3465	\$3540	\$4060	\$4506	\$5398	\$6141	\$7034	\$9348	\$10390		
DR6096	60 X 96	214	3-47TT	\$3035	\$3101	\$3566	\$3963	\$4760	\$5424	\$6220	\$8217	\$9102		
DR60108*	60 X 108	237	3-47TT	\$3183	\$3254	\$3752	\$4178	\$5031	\$5742	\$6595	\$8652	\$9549		
DR60120*	60 X 120	259	3-47TT	\$3358	\$3434	\$3963	\$4420	\$5329	\$6086	\$6995	\$9146	\$10074		
DR60144*	60 X 144	304	3-47TT	\$4059	\$4144	\$4740	\$5252	\$6273	\$7126	\$8149	\$10907	\$12170		

* Asterisk after model number indicates 2+ pieces tops with center seam for tables over 96"

DRAKE | CONFERENCE | RECTANGLE Y-BASE

RECTANGLE

Model Number	Table Top Size	Shpg. Wght.	Base Spread	LAMINATE TOP ASSORTED EDGES									VENEER TOP	
				GRP 1	GRP 2	GRP 3	GRP 4	GRP 5	GRP 6	GRP 7	GRP 8	GRP 9		
DRY3672	36 X 72	115	2-28Y	\$1717	\$1746	\$1947	\$2120	\$2465	\$2753	\$3099	\$4446	\$5143		
DRY3684	36 X 84	129	2-28Y	\$1799	\$1832	\$2061	\$2257	\$2651	\$2980	\$3373	\$4718	\$5389		
DRY3696	36 X 96	142	2-28Y	\$1859	\$1893	\$2144	\$2358	\$2787	\$3145	\$3575	\$4917	\$5567		
DRY4272	42 X 72	129	2-34Y	\$2394	\$2442	\$2781	\$3073	\$3655	\$4140	\$4722	\$6390	\$7173		
DRY4284	42 X 84	144	2-34Y	\$2462	\$2513	\$2876	\$3188	\$3811	\$4330	\$4953	\$6619	\$7379		
DRY4296	42 X 96	160	2-34Y	\$2529	\$2584	\$2971	\$3304	\$3969	\$4521	\$5185	\$6848	\$7585		
DRY4872	48 X 72	142	2-34Y	\$2449	\$2501	\$2859	\$3168	\$3782	\$4297	\$4912	\$6578	\$7343		
DRY4884	48 X 84	160	2-34Y	\$2716	\$2770	\$3155	\$3486	\$4149	\$4699	\$5363	\$7251	\$8137		
DRY4896	48 X 96	178	2-34Y	\$2791	\$2849	\$3264	\$3618	\$4326	\$4916	\$5623	\$7509	\$8368		

Note: Y-leg base pricing includes floor crossbar.

OPTIONS

Add upcharge to list price and code to model number

GD3	Flat Ganging Device for Café & Training Tables	\$107		CAT	Almost Rectangle table top	add 25%	
CRT	Racetrack table top	add 20%		STH	Special Table Height - any height other than 29"	\$393	
COT	Oval table top	add 20%		RAD	3" Radius Corners for 3MM Edge	\$225	per table
CBT	Boat table top	add 25%		SLG	Self-Leveling Glide	\$10	per glide

Note: Base Spreads may differ on Racetrack and Oval tops - please call factory for detailed specifications.



DRAKE 4-COLUMN BASE

ORDERING INFORMATION

- | | |
|----------------------------|-------------------------------|
| 1) Series Name | 6) Laminate Selection and No. |
| 2) Model Number | 7) Edge Style Code and Color |
| 3) Size | 9) Optional Items |
| 4) Quantity | |
| 5) Powder Coat Frame Color | |

TABLE TOP SPECIFICATIONS

Table Tops

Table top core is CARB Phase I & Phase II Compliant. Laminate, wood veneer and phenolic backing are glued with water based adhesives.

DRAKE CAFÉ BASE SPECIFICATIONS

Drake 4-Column Base

Table Height	Table height is 29" to 30" depending on table top specified.
Columns	2.25" round 14 gauge steel tubing.
Base	Diecast aluminum – 48" and 54" base spreads.
Plate	6" x 6" square per column
Glides	Adjustable poly glide with steel trim (Standard)
Assembly	Top plate is welded to the vertical columns and the vertical columns are bolted to the horizontal foot. No tie rod assembly. Base mounts to tabletop with ¼-20 x 1" machine screws into metal inserts in top.
Finish	Choice of standard powder coat colors – See "Color Selections" brochure.

FINISHES

Table Bases and Legs

Finished in your choice of standard powder coat colors. Finishes listed at beginning of price list. For colors refer to "Colors & Finishes" brochure. For actual color samples, please call Customer Service.

Laminate/Veneer Selections

ERG offers over 1000 standard laminate choices from Nevamar, Wilsonart, Formica and Pionite. Wood veneer is available in transparent stain colors - custom stain matching available.

Edge Selections:

ERG offers a wide variety of table top edge materials including PVC, wood, aluminum and resin/urethane.
Special Edge Note: When ganging or butting tables together, ERG recommends using 3MM flat edge or flat wood edge. Square tables using PVC **T-MOLD** edge will have a 2" radius on all corners.

OPTIONS

- CODE: STH - Special Table Height (any table height other than 29")
- CODE: ULW - Ultra Lightweight Top
- CODE: RAD - 3" Radius Corners for 3MM Edge
- CODE: SLG – Self-Leveling Glide

MODEL / DESCRIPTION / LIST PRICING

DRAKE | 4 COLUMN | ROUND | FIXED/STATIONARY BASE



ROUND

Model Number	Table Top Size	Shpg. Wght.	Base Spread	LAMINATE TOP ASSORTED EDGES							VENEER TOP	
				GRP 1	GRP 2	GRP 3	GRP 4	GRP 5	GRP 6	GRP 7	GRP 8	GRP 9
DR54D*	54" Dia.	101	48"-4COL	\$1860	\$1893	\$2131	\$2336	\$2742	\$3083	\$3488	\$4879	\$5570
DR60D*	60" Dia.	118	48"-4COL	\$1965	\$2004	\$2278	\$2516	\$2987	\$3378	\$3850	\$5236	\$5891

DRAKE | 4 COLUMN | SQUARE | FIXED/STATIONARY BASE



SQUARE


Model Number	Table Top Size	Shpg. Wght.	Base Spread	LAMINATE TOP ASSORTED EDGES							VENEER TOP	
				GRP 1	GRP 2	GRP 3	GRP 4	GRP 5	GRP 6	GRP 7	GRP 8	GRP 9
DR48S*	48" Sq.	107	54"-4COL	\$1841	\$1875	\$2107	\$2305	\$2702	\$3032	\$3429	\$4817	\$5515



OPTIONS

Add upcharge to list price and code to model number

STH	Special Table Height (other than 29")	\$225	per base	ULW	Ultra Lightweight Top	\$213	
RAD	3" Radius Corners for 3MM Edge	\$225	per table	SLG	Self-Leveling Glide	\$10	per glide



DRAKE TABLE LEG WIRE MANAGEMENT

Located on each column of Drake tables, the wire access hole allows cords and cables from table top power/data units to travel down the inside of the column toward the floor. Available on all Drake table bases with a round or oval column.



X-Base wire management

- features:
- 1.5" diameter access hole
 - hole located at top of column

MODEL
DMH01

LIST PRICE
\$80 per table



T-Leg / C-Leg wire management

- features:
- 1.5" diameter access hole
 - hole located at top of each column
 - access hole on both columns

MODEL
DMH02

LIST PRICE
\$162 per table



4-Column wire management

- features:
- 1.5" diameter access hole
 - hole located at top of each column
 - access hole on all four columns

MODEL
DMH03

LIST PRICE
\$321 per table



Y-Base wire management

- features:
- 1.5" diameter access hole
 - hole located at top of each column
 - access hole on both columns

MODEL
DMH04

LIST PRICE
\$162 per table



TT-Leg wire management

- features:
- 1.5" diameter access hole
 - hole located at top of each column
 - access hole on both columns

MODEL
DMH05

LIST PRICE
\$162 per leg

DUNCAN OCCASIONAL TABLE

Duncan Occasional Tables feature laminated covered top and sides. Choose 2 different colors for an offset appearance. Metal legs are 8.25" tall, triangular with factory installed poly vinyl glides.



DUNCAN END TABLE



ROUND COFFEE TABLE

ORDERING INFORMATION

- | | |
|--------------------------|--------------------------------|
| 1) Series Name | 5) Laminate / Veneer Selection |
| 2) Model Number | 6) Optional 2nd Laminate |
| 3) Quantity | 7) Optional Items |
| 4) Powder Coat Leg Color | |

DUNCAN SPECIFICATIONS

Table

Table core is CARB Phase I & Phase II Compliant. Laminate and phenolic backing are glued with water based adhesives.

Table Finish

Covered top and sides with high pressure laminate, or choose Optional 2 Different Color laminates.

Laminate Selections

ERG offers over 1000 standard laminate choices from Nevamar, Wilsonart, Formica and Pionite. Solid Surface Corian overlay top tables will be quoted upon request.

Metal Legs

Legs are of tapered triangular metal and are 8.25" tall. Legs are sandblasted prior to final powder coating in your choice of standard powder coat colors. Optional polished chrome finish is available. Legs have a factory installed metal adjustable glide.

OPTIONS

- CODE: 2LC - 2 different color laminates
- CODE: PC - Polished Chrome Legs
- CODE: WOD - 4 Wood Legs
- TABLE ACCESSORIES - Wire Management, Power & Communication Options - See accessories online under 'Products' tab.



POLISHED CHROME LEGS



ELECTRICAL / DATA

Note: Factory installed power/data available, See accessories online under 'Products' tab.



END TABLE





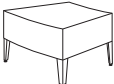


ROUND COFFEE TABLE

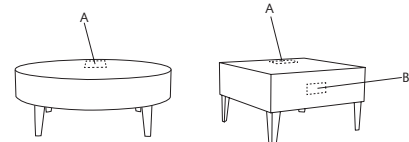


MODEL / DESCRIPTION / LIST PRICING

DUNCAN / MALIBU OCCASIONAL TABLES

	Model Number	Model Description	Table Top Size	Legs	Table Height	Table Shape	Shipping Weight.	LAMINATE	VENEER
	DUN18D	Occasional	18" dia.	4 legs	18"	round	38 lbs.	\$1413	\$1515
	DUN18S	Occasional	18" x 18" sq.	4 legs	18"	square	48 lbs.	\$1514	\$1666
	DUN1426	Occasional	14" x 26" rect.	4 legs	16"	rectangle	48 lbs.	\$1640	\$1805
	DUN24D	Occasional	24" dia.	4 legs	18"	round	42 lbs.	\$1634	\$2085
	DUN30D	Occasional	30" dia.	4 legs	18"	round	45 lbs.	\$1761	\$2139
	DUN36D	Occasional	36" dia.	4 legs	18"	round	56 lbs.	\$1994	\$2168
	DUN30S	Occasional	30" x 30" sq.	4 legs	18"	square	62 lbs.	\$1755	\$1906
	DUN36S	Occasional	36" x 36" sq.	4 legs	18"	square	70 lbs.	\$1824	\$1977
	DUN20W	Occasional	20° wedge	4 legs	16"	wedge	70 lbs.	\$2151	\$2475

Please specify placement of electrical box for upholstered units or occasional tables
On rectangular coffee tables, please specify electrical placement on long side or short side




OPTIONS

Add upcharge to list price and code to model number

2LC	2 Color Laminate option	\$141	
PC	Polished Chrome Legs	\$39	per leg

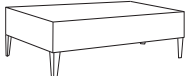

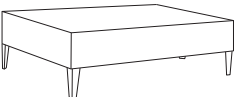
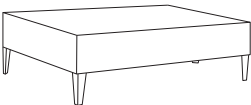
WOD	Wood Legs	\$27	ea.
-----	-----------	------	-----



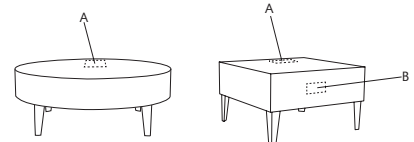
RECTANGLE COFFEE TABLE

MODEL / DESCRIPTION / LIST PRICING

DUNCAN / MALIBU OCCASIONAL TABLES

	Model Number	Model Description	Table Top Size	Legs	Table Height	Table Shape	Shipping Weight.	LAMINATE	VENEER
	DUN2442	Occasional	24" x 42"	4 legs	18"	rectangle	47 lbs.	\$1715	\$1801
	DUN2460	Occasional	24" x 60"	4 legs	18"	rectangle	52 lbs.	\$1979	\$2078
	DUN3042	Occasional	30" x 42"	4 legs	18"	rectangle	57 lbs.	\$2158	\$2266
	DUN3060	Occasional	30" x 60"	4 legs	18"	rectangle	65 lbs.	\$2245	\$2355

Please specify placement of electrical box for upholstered units or occasional tables
On rectangular coffee tables, please specify electrical placement on long side or short side



OPTIONS

Add upcharge to list price and code to model number

2LC	2 Color Laminate option	\$141	
PC	Polished Chrome Legs	\$39	per leg

WOD	Wood Legs	\$27	ea.
-----	-----------	------	-----



ELLIOT TABLE OF CONTENTS

Elliot Chair Specifications	2
Elliot Café chair (metal frame)	3
Elliot Junior chair (metal frame).....	4
Elliot Barstool (metal frame)	5
Elliot Chair (wood legs).....	6
Elliot Barstool (wood legs).....	7
Elliot Tables Specifications.....	8
Elliot Occasional Table Pricing	9
Elliot Cafe Table Pricing	10

ELLIOT SERIES

Elliot chairs and bar stools feature a contoured polypropylene shell featuring a vertical grooved back design and two clean outs on the seat. **A Mid Century Modern Design.** The fully upholstered version does not have the clean outs.



TAPERED WOOD LEGS / POLISHED METAL GRID



SIDE CHAIR FRONT VIEW



BAR STOOL

ORDERING INFORMATION

To Order Please Specify:

- 1) Series Name
- 2) Model Number
- 3) Quantity
- 4) Wood Stain Color
- 5) Fabric Grade & Number
- 6) Optional Items
- 7) Optional Frame Powder Coat Color
- 8) Optional Black/White Color (Grid/Foot Ring)

ELLIOT GENERAL SPECIFICATIONS

Shell

- Elliot polypropylene chairs feature a contoured one piece shell and two large cleanout slots on each side of seat and vertical groove design on the back.

Upholstery

- Seat insert is upholstered over 1/2" foam.
- Backless stools upholstered over 2" foam
- Seat can be upholstered with choice of fabric, vinyl, crypton, leather or approved COM.

Metal Frame - Four Leg

- Metal frames are made of .75" diameter, 14 gauge steel tubing with hand brazed welds.
- **Underseat** plastic plate is color matched to shell.

Wood Legs

- Tapered stained wood legs with metal grid.
- Stool and backless stool tapered wood legs 1.25" - 1.625" dia.

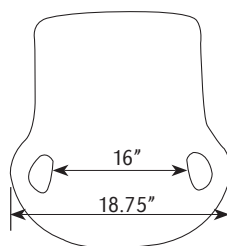
Glides

- Factory installed self leveling steel glides. (On metal frame)
- Plastic glides on wood legs (metal grid only).

Stacking

- Metal frame cafe chair will stack 4 high on the floor, up to 6 chairs on a dolly.
- Wood leg and metal bar stools will not stack.

CHAIRS	WEIGHT LIMIT
Metal Legs	250 lbs.
Wood Legs	250 lbs.



SEAT DIMENSIONS

COLORS / FINISHES

Metal Frame:

Standard polished chrome frame finish.

Optional powder coat colors available with upcharge.

8 Shell Colors:

- Black
- Medium Gray
- Paprika
- Ivy Green
- White
- Soft Yellow
- Red
- Beige

Wood Base:

- All transparent wood stain colors available

Metal Grid Underseat or Foot Ring:


- Standard Polished Chrome
- Optional Black Gloss or White Powder Coat

NOTE: Due to paint scuffing, ERG does not recommend a painted foot ring on bar stools.

OPTIONS

- CODE: FR - CAL 133 (TB 133) Fire Retardant
- CODE: MBC - Moisture Barrier Chair
- CODE: SF - Powder Coat Frame Color
- CODE: CH - Counter Height
- CODE: SH - Specialty Height
- CODE: SFG - Powder Coat Color - Metal Grid
- CODE: SFF - Powder Coat Color - Grid & Foot Ring

8 PLASTIC SHELL COLORS



DIMENSIONS	4-Leg
Seat Width:	16"
Seat Depth:	16"
Seat Height:	18"
Back Height:	31"
Overall Width:	18"
Overall Depth:	19"
Qty./Wt. per carton:	2 ea./48 lbs.



4-LEG CHAIR



BACK VIEW

MODEL / DESCRIPTION / LIST PRICING



6260 Cafe Chair
Polypropylene Shell
\$267



6261 Cafe Chair - Upholstered Seat Insert

COM Yardage: 0.75 Yard

COM	GR1	GR2	GR3	GR4	GR5	GR6	GR7	GR8	GR9	GR10	LEA
\$370	\$396	\$412	\$430	\$445	\$464	\$483	\$502	\$523	\$544	\$564	\$668



6262 Cafe Chair - Fully Upholstered Shell

COM Yardage: 1.50 Yard

COM	GR1	GR2	GR3	GR4	GR5	GR6	GR7	GR8	GR9	GR10	LEA
\$643	\$688	\$717	\$744	\$774	\$805	\$836	\$871	\$905	\$942	\$979	\$1156

OPTIONS

Add upcharge to list price and code to model number

FR	CAL 133 (TB 133) Fire Retardant per yard.	\$101	/yd.
MBC	Moisture Barrier Chair	\$72	ea.

SF	Powder Coat Finish - Chair	\$42	
SH	Specialty Height	\$32	

DIMENSIONS	4-Leg Junior
Seat Width:	16"
Seat Depth:	16"
Seat Height:	16"
Back Height:	29"
Overall Width:	18"
Overall Depth:	19"
Qty./Wt. per carton:	2 ea./48 lbs.



4-LEG JUNIOR CHAIR

MODEL / DESCRIPTION / LIST PRICING



6260-J Junior Chair

Polypropylene Shell
\$283



6261-J Junior Chair - Upholstered Seat Insert

COM Yardage: 0.75 Yard

COM	GR1	GR2	GR3	GR4	GR5	GR6	GR7	GR8	GR9	GR10	LEA
\$372	\$398	\$412	\$429	\$444	\$462	\$480	\$499	\$518	\$538	\$559	\$658



6262-J Junior Chair - Fully Upholstered Shell

COM Yardage: 1.50 Yard

COM	GR1	GR2	GR3	GR4	GR5	GR6	GR7	GR8	GR9	GR10	LEA
\$635	\$677	\$705	\$731	\$760	\$790	\$820	\$853	\$886	\$922	\$957	\$1128

OPTIONS

Add upcharge to list price and code to model number

FR	CAL 133 (TB 133) Fire Retardant per yard.	\$101	/yd.
MBC	Moisture Barrier Chair	\$72	ea.

SF	Powder Coat Finish - Chair	\$42	
SH	Specialty Height	\$32	

DIMENSIONS	Stool
Seat Width:	16"
Seat Depth:	16"
Seat Height:	29"
Back Height:	43"
Overall Width:	19"
Overall Depth:	20.75"
Qty./Wt. per carton:	1 ea./48 lbs.



BAR STOOL WITH UPHOLSTERED SEAT INSERT



PROFILE VIEW

MODEL / DESCRIPTION / LIST PRICING



6264 Barstool
Polypropylene Shell
\$487



6265 Barstool - Upholstered Seat Insert

COM Yardage: 0.75 Yard

COM	GR1	GR2	GR3	GR4	GR5	GR6	GR7	GR8	GR9	GR10	LEA
\$596	\$636	\$661	\$688	\$717	\$744	\$774	\$805	\$836	\$871	\$906	\$1071



6266 Barstool - Fully Upholstered Shell

COM Yardage: 1.50 Yard

COM	GR1	GR2	GR3	GR4	GR5	GR6	GR7	GR8	GR9	GR10	LEA
\$879	\$940	\$977	\$1019	\$1058	\$1100	\$1145	\$1191	\$1238	\$1288	\$1340	\$1583

OPTIONS

Add upcharge to list price and code to model number

FR	CAL 133 (TB 133) Fire Retardant per yard.	\$101	/yd.
MBC	Moisture Barrier Chair	\$72	ea.
SF	Powder Coat Finish - Bar Stool	\$65	

CH	Counter Height	\$32	
SH	Specialty Height	\$32	

DIMENSIONS	4-Leg
Seat Width:	16"
Seat Depth:	16.5"
Seat Height:	18"
Back Height:	30.5"
Overall Width:	18"
Overall Depth:	19"
Qty./Wt. per carton:	1 ea./48 lbs.



TAPERED WOOD LEGS / BLACK METAL GRID



TAPERED WOOD LEGS / POLISHED CHROME GRID UPHOLSTERED SEAT INSERT

NOW!
All Wood Stain Colors
are Available.

MODEL / DESCRIPTION / LIST PRICING



6283-W Side Chair - Tapered Wood Legs / Metal Grid - Chrome Finish

Chair
\$476



6285-W Side Chair - Tapered Wood Legs - Metal Grid Chrome Finish - Upholstered Seat Insert

COM Yardage: 0.75 Yard

COM	GR1	GR2	GR3	GR4	GR5	GR6	GR7	GR8	GR9	GR10	LEA
\$576	\$616	\$640	\$666	\$692	\$720	\$749	\$779	\$810	\$843	\$877	\$1037



6287-W Side Chair - Tapered Wood Legs - Metal Grid Chrome Finish - Fully Upholstered Shell

COM Yardage: 1.50 Yard

COM	GR1	GR2	GR3	GR4	GR5	GR6	GR7	GR8	GR9	GR10	LEA
\$833	\$891	\$928	\$965	\$1002	\$1043	\$1084	\$1129	\$1173	\$1220	\$1269	\$1500

OPTIONS

Add upcharge to list price and code to model number

FR	CAL 133 (TB 133) Fire Retardant per yard.	\$101	/yd.
MBC	Moisture Barrier Chair	\$72	ea.

SFG	Black Gloss or White Powder Coat Color - Metal Grid	\$54	
-----	--	------	--

DIMENSIONS	Stool
Seat Width:	16"
Seat Depth:	16"
Seat Height:	29"
Back Height:	41"
Overall Width:	19"
Overall Depth:	19"
Qty./Wt. per carton:	1 ea./30 lbs.

NOW!
All Wood Stain Colors
are Available.



FRONT VIEW



FRONT VIEW

MODEL / DESCRIPTION / LIST PRICING



6273-W Barstool - Tapered Wood Legs - Metal Grid Polished Chrome

Chair
\$665



6275-W Bar Stool - Tapered Wood Legs - Metal Grid Polished Chrome - Upholstered Seat Insert

COM Yardage: 0.75 Yard

COM	GR1	GR2	GR3	GR4	GR5	GR6	GR7	GR8	GR9	GR10	LEA
\$763	\$816	\$850	\$883	\$918	\$956	\$994	\$1032	\$1074	\$1118	\$1162	\$1373



6277-W Bar Stool - Tapered Wood Legs - Metal Grid Polished Chrome - Fully Upholstered Shell

COM Yardage: 1.50 Yard

COM	GR1	GR2	GR3	GR4	GR5	GR6	GR7	GR8	GR9	GR10	LEA
\$1021	\$1093	\$1135	\$1182	\$1229	\$1277	\$1329	\$1382	\$1437	\$1495	\$1554	\$1839

Note: Due to paint scuffing ERG does not recommend foot ring to be painted.

OPTIONS

Add upcharge to list price and code to model number

FR	CAL 133 (TB 133) Fire Retardant per yard.	\$101	/yd.
MBC	Moisture Barrier Chair	\$72	ea.

SFG	Black Gloss or White Color - Metal Grid Only	\$54	
SFF	Black Gloss or White Color - Metal Grid & Foot Ring	\$67	

ELLIOT TABLES

Elliot Series features four wood legs with metal grids. Choose from our large selection of laminate or wood veneer tops.



ELLIOT OCCASIONAL TABLE



MEDIUM WALNUT BASE WITH METAL GRID

ORDERING INFORMATION

- | | |
|--------------------------------|-------------------------------|
| 1) Series Name | 5) Edge Selection |
| 2) Model Number | 6) Grid Metal Selection Color |
| 3) Quantity | 7) Exposed Stained Edge Color |
| 4) Laminate / Veneer Selection | 8) Leg Stain |

ELLIOT SPECIFICATIONS

Table Top

Laminate tops are available in 3/4" thick exposed multi-ply or 3mm edge. Table top core is CARB Phase I & Phase II Compliant. Laminate, wood veneer and phenolic backing are glued with water based adhesives.

Cafe Table Base

Tapered round stained wood legs in beech. Diameter leg is 1.5". Table base has four legs with metal grids. 29" cafe table height.

Metal grid standard in polished chrome.

Bar Height Table Base

Tapered round stained wood legs in beech. Diameter leg is 1.5". 40" bar height table features no metal grids.

Metal ring standard in polished chrome.

FINISHES

Laminate/Veneer Selections

ERG offers over 1000 standard laminate choices from Nevamar, Wilsonart, Formica and Pionite. Wood veneer is available in transparent stain colors - custom stain matching available.

Edge Finish:

3mm or exposed multi-ply (natural stain)

Wood Base:

All transparent wood stain colors available

OPTIONS

- CODE: SFG-T - Powder Coat Color - Metal Grid (Black gloss or white)
- CODE: ULW - Ultra Lightweight Top
- CODE: RAD - 3" Radius Corners for 3MM Edge (Black gloss or white)

MODEL / DESCRIPTION / LIST PRICING

ELLIOT OCCASIONAL SINGLE TABLES | ROUND



Model Number	Model Description	Table Top Size	Table Height	Table Shape	Shpg. Weight	2B, 4B LAMINATE TOP	8G WOOD VENEER TOP
OELL24D	Occasional	24" Dia	17"	round	40 lbs.	\$665	\$730
OELL30D	Occasional	30" Dia	17"	round	45 lbs.	\$783	\$861



ELLIOT OCCASIONAL TABLE



ELLIOT OCCASIONAL TABLE

OPTIONS

Add upcharge to list price and code to model number

SFG-T Black Gloss or White Powder Coat Color - **Metal Grid** \$54 per base

MODEL / DESCRIPTION / LIST PRICING

ELLIOT CAFE TABLES | ROUND



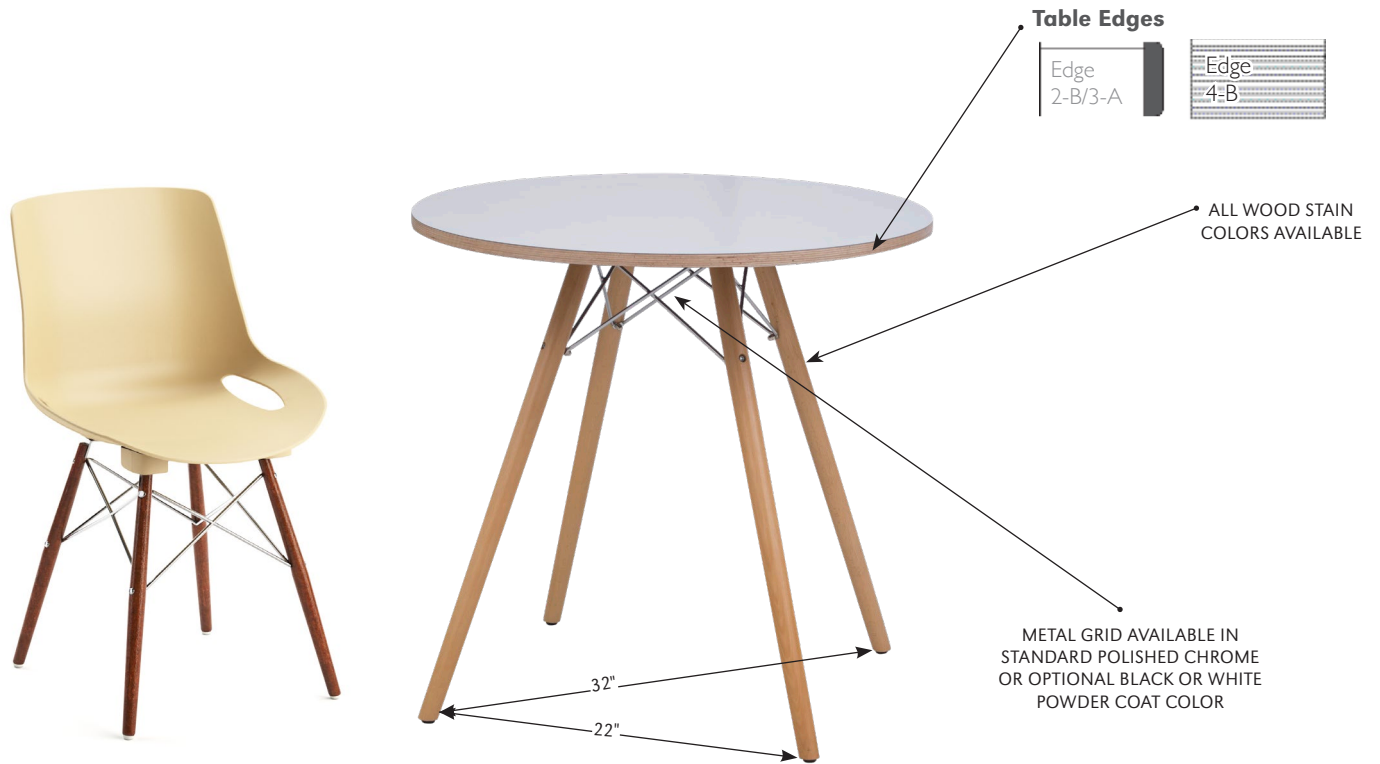
Model Number	Table Top Size	Shpg. Wght.	Base Spread	LAMINATE TOP		VENEER TOP
				GRP 2B/3A	GRP 4B	GRP 8G
ELL30D	30" Dia.	35 lbs.	22"x22"	\$790	\$991	\$1090
ELL36D	36" Dia.	42 lbs.	22"x22"	\$866	\$1199	\$1431

ELLIOT CAFE TABLES | SQUARE



Model Number	Table Top Size	Shpg. Wght.	Base Spread	LAMINATE TOP		VENEER TOP
				GRP 2B/3A	GRP 4B	GRP 8G
ELL30S	30" Sq.	35 lbs.	22"x22"	\$810	\$1106	\$1175

NOTE: CAFE TABLE HEIGHT = 29"



NOTE: NO SPECIAL HEIGHTS ON TABLES

OPTIONS

Add upcharge to list price and code to model number

SFG-T	Black Gloss or White Powder Coat Color - Metal Grid	\$54	per base	RAD	3" Radius Corners for 3MM Edge	\$225	per table
ULW	Ultra Lightweight Top	\$213					

MODEL / DESCRIPTION / LIST PRICING

ELLIOT/FORAY BAR HEIGHT TABLES | ROUND



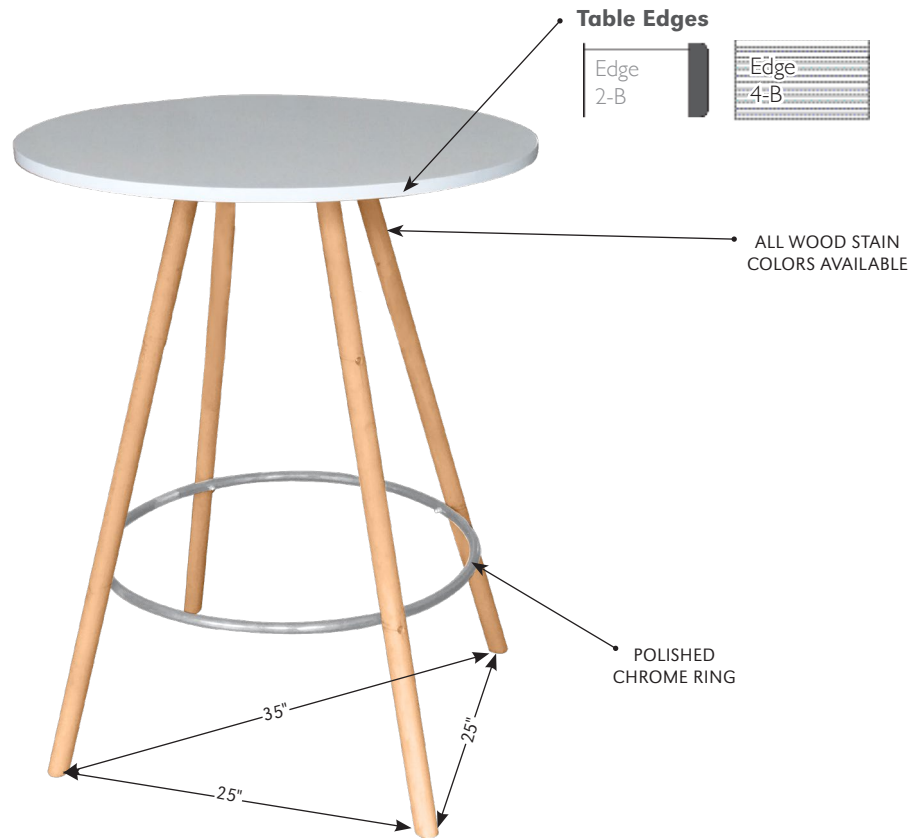
Model Number	Table Top Size	Shpg. Wght.	Base Spread	LAMINATE TOP		VENEER TOP
				GRP 2B/3A	GRP 4B	GRP 8G
ELLH30D	30" Dia.	40 lbs.	25"x25"	\$1114	\$1324	\$1440
ELLH36D	36" Dia.	48 lbs.	25"x25"	\$1289	\$1499	\$1615

ELLIOT/FORAY BAR HEIGHT TABLES | SQUARE



Model Number	Table Top Size	Shpg. Wght.	Base Spread	LAMINATE TOP		VENEER TOP
				GRP 2B/3A	GRP 4B	GRP 8G
ELLH30S	30" Sq.	40 lbs.	25"x25"	\$1040	\$1390	\$1484

NOTE: BAR HEIGHT TABLE HEIGHT = 40"



OPTIONS

Add upcharge to list price and code to model number

ULW	Ultra Lightweight Top	\$213		RAD	3" Radius Corners for 3MM Edge	\$225	per table
-----	-----------------------	-------	--	-----	--------------------------------	-------	-----------

ENCINO

The Encino collection of banquettes offers an extensive variety of back heights with a unique channel detail look on the back and equipped to fit the right level of privacy needed for any space. The banquettes come as a single unit, as well as back-to-back, in a choice of glides or a plinth base. Great for any student union, cafeteria, corporate lounge or environment for comfortability.



34"H LOW BACK-TO-BACK BANQUETTE



72"H PANEL SHOWN WITH OPTIONAL PANEL CHANNEL TUFTING AND THREE FABRICS.

ORDERING INFORMATION

- 1) Series Name
- 2) Model Number
- 3) Quantity
- 4) Fabric Grade & Number
- 5) Optional Items/Colors

ENCINO SPECIFICATIONS

Frame Construction

Frame assembly is constructed of multi-ply hardwood, with tongue and groove construction. All foam is fully bonded to frame. Seat cushions are 4" graded high resiliency (H.R.) block foam with back 3" (H.R.) foam, covered entirely with special bonded polyester fiber to protect final upholstery. No sag-springs are installed in seat & back along with interlocking helicoil springs to prevent sagging and provide additional lower back and seat support.

Upholstery

Seat and back are covered in your choice of fabric, vinyl, crypton, leather or COM. ERG uses only water based glues and adhesives in our upholstery process.

Glides

Adjustable steel glides.

Optional Plinth Base

The optional base is available in a choice of laminate or unfinished so that you can add your own cover base or carpet

Anchoring

Easy to anchor to the floor. Floor mount instructions can be provided by customer service. Hardware for anchoring bench to the floor is not included.



34"
LOW BACK

44"
STANDARD BACK

60"
HIGH BACK

72"
HIGH BACK

SOFT SEATING	WEIGHT LIMIT
1 Seat	500 lbs.
2 Seat	1000 lbs.
3 Seat	1500 lbs.

OPTIONS

- CODE: FR - CAL 133 (TB 133) Fire Retardant
- CODE: MB -Moisture Barrier (up to 60" overall width)
- CODE: MB60 -Moisture Barrier (over 60" overall width)
- CODE: MBB -Moisture Barrier (up to 60" overall width Back-to-Back)
- CODE: MBB60 -Moisture Barrier (over 60" overall width Back-to-Back)
- CODE: GD2 - Flat Ganging Device for Soft Seating
- CODE: FMG - Floor Mount Glide
- CODE: 2FO - Two Fabric Option
- CODE: 3FO - Three Fabric Option
- CODE: CO - Clean Out (overall width up to 60")
- CODE: CO1 - Clean Out (overall width over 60")
- CODE: COB - Clean Out Back-to-Back (overall width up to 60")
- CODE: CO1B - Clean Out Back-to-Back (overall width over 60")
- CODE: UFB - Unfinished Plinth Base
- CODE: RB1 - Recessed Plinth Base (1 Side only)
- CODE: RB2 - Recessed Plinth Base (2 Sides)
- CODE: PCT - Panel Channel Tufting (overall width up to 60")
- CODE: PCT1 - Panel Channel Tufting (overall width over 60")




TWO FABRIC OPTION



THREE FABRIC OPTION




CLEAN OUT OPTION




PANEL CHANNEL TUFTING

PLINTH BASE



BANQUETTE COMES STANDARD WITH FLUSH SIDES FOR GANGING AND RECESSED FRONT




BANQUETTE HAS OPTIONAL RECESSED PLINTH BASE ON ONE OR TWO SIDES

DIMENSIONS	48" Straight Banquette	60" Straight Banquette	66" Straight Banquette	72" Straight Banquette
Seat Depth:	20"	20"	20"	20"
Seat Height:	18"	18"	18"	18"
Overall Depth:	30.5"	30.5"	30.5"	30.5"
Overall Width:	48"	60"	66"	72"
Overall Height:	34"	34"	34"	34"
Qty./Wt.:	1 ea./150 lbs.	1 ea./180 lbs.	1 ea./195 lbs.	1 ea./220 lbs.



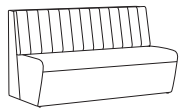
72" WIDTH BY 34" HEIGHT
BANQUETTE

MODEL / DESCRIPTION / LIST PRICING



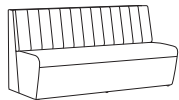
2211 48" W Straight Banquette COM Yardage: Total: 8 Yds. / Back: 2.5 Yds. / Seat: 3 Yds. / Back Panel: 2.5 Yds.

COM	GR1	GR2	GR3	GR4	GR5	GR6	GR7	GR8	GR9	GR10	LEA
\$2698	\$2978	\$3118	\$3338	\$3558	\$3778	\$3998	\$4188	\$4308	\$4488	\$4668	\$4783



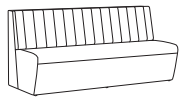
2212 60" W Straight Banquette COM Yardage: Total: 11 Yds. / Back: 3 Yds. / Seat: 4 Yds. / Back Panel: 4 Yds.

COM	GR1	GR2	GR3	GR4	GR5	GR6	GR7	GR8	GR9	GR10	LEA
\$3198	\$3503	\$3643	\$3863	\$4083	\$4303	\$4523	\$4713	\$4833	\$5013	\$5193	\$5308



2213 66" W Straight Banquette COM Yardage: Total: 12.5 Yds. / Back: 3.5 Yds. / Seat: 4.5 Yds. / Back Panel: 4.5 Yds.

COM	GR1	GR2	GR3	GR4	GR5	GR6	GR7	GR8	GR9	GR10	LEA
\$3480	\$3795	\$3935	\$4155	\$4375	\$4595	\$4815	\$5005	\$5125	\$5305	\$5485	\$5600



2214 72" W Straight Banquette COM Yardage: Total: 14 Yds. / Back: 4 Yds. / Seat: 5 Yds. / Back Panel: 5 Yds.

COM	GR1	GR2	GR3	GR4	GR5	GR6	GR7	GR8	GR9	GR10	LEA
\$3594	\$3909	\$4049	\$4269	\$4489	\$4709	\$4929	\$5119	\$5239	\$5419	\$5599	\$5714

OPTIONS

Add upcharge to list price and code to model number

FR	CAL 133 (TB 133) Fire Retardant per yard	\$101	/yd.
MB	Moisture Barrier - up to 60" width	\$141	ea.
MB60	Moisture Barrier - over 60" width	\$225	ea.
2FO	Two Fabric Option	\$110	per unit
3FO	Three Fabric Option	\$166	per unit
GD2	Flat Ganging Device for Soft Seating	\$58	per pair
FMG	Floor Mount Glide	\$110	/4 pcs


CO	Clean Out (overall width up to 60")	\$281	per unit
CO1	Clean Out (overall width over 60")	\$432	per unit
UFB	Unfinished Plinth Base (deduct from plinth option)	Deduct \$80	
RB1	Recessed Base, 1 side	\$124	
RB2	Recessed Base, 2 sides	\$247	

DIMENSIONS	48" Straight Banquette	60" Straight Banquette	66" Straight Banquette	72" Straight Banquette
Seat Depth:	20"	20"	20"	20"
Seat Height:	18"	18"	18"	18"
Overall Depth:	30.5"	30.5"	30.5"	30.5"
Overall Width:	48"	60"	66"	72"
Overall Height:	44"	44"	44"	44"
Qty./Wt.:	1 ea./170 lbs.	1 ea./205 lbs.	1 ea./230 lbs.	1 ea./260 lbs.




48" WIDTH BY 44" HEIGHT BANQUETTE

MODEL / DESCRIPTION / LIST PRICING




2218 48" W Straight Banquette COM Yardage: Total: 9 Yds. / Back: 3 Yds. / Seat: 3 Yds. / Back Panel: 3 Yds.

COM	GR1	GR2	GR3	GR4	GR5	GR6	GR7	GR8	GR9	GR10	LEA
\$2893	\$3373	\$3513	\$3733	\$3953	\$4173	\$4393	\$4583	\$4703	\$4883	\$5063	\$5178




2219 60" W Straight Banquette COM Yardage: Total: 12 Yds. / Back: 3.5 Yds. / Seat: 4 Yds. / Back Panel: 4.5 Yds.

COM	GR1	GR2	GR3	GR4	GR5	GR6	GR7	GR8	GR9	GR10	LEA
\$3393	\$3873	\$4013	\$4233	\$4453	\$4673	\$4893	\$5083	\$5203	\$5383	\$5563	\$5678



2220 66" W Straight Banquette COM Yardage: Total: 13.5 Yds. / Back: 4 Yds. / Seat: 4.5 Yds. / Back Panel: 5 Yds.

COM	GR1	GR2	GR3	GR4	GR5	GR6	GR7	GR8	GR9	GR10	LEA
\$3645	\$4125	\$4265	\$4485	\$4705	\$4925	\$5145	\$5335	\$5455	\$5635	\$5815	\$5930



2221 72" W Straight Banquette COM Yardage: Total: 15 Yds. / Back: 4.5 Yds. / Seat: 5 Yds. / Back Panel: 5.5 Yds.

COM	GR1	GR2	GR3	GR4	GR5	GR6	GR7	GR8	GR9	GR10	LEA
\$3789	\$4269	\$4409	\$4629	\$4849	\$5069	\$5289	\$5479	\$5599	\$5779	\$5959	\$6074

OPTIONS

Add upcharge to list price and code to model number

FR	CAL 133 (TB 133) Fire Retardant per yard	\$101	/yd.
MB	Moisture Barrier - up to 60" width	\$141	ea.
MB60	Moisture Barrier - over 60" width	\$225	ea.
2FO	Two Fabric Option	\$110	per unit
3FO	Three Fabric Option	\$166	per unit
GD2	Flat Ganging Device for Soft Seating	\$58	per pair
FMG	Floor Mount Glide	\$110	/4 pcs

CO	Clean Out (overall width up to 60")	\$281	per unit
CO1	Clean Out (overall width over 60")	\$432	per unit
UFB	Unfinished Plinth Base (deduct from plinth option)	Deduct \$80	
RB1	Recessed Base, 1 side	\$124	
RB2	Recessed Base, 2 sides	\$247	

DIMENSIONS	48" Straight Banquette	60" Straight Banquette	66" Straight Banquette	72" Straight Banquette
Seat Depth:	20"	20"	20"	20"
Seat Height:	18"	18"	18"	18"
Overall Depth:	30.5"	30.5"	30.5"	30.5"
Overall Width:	48"	60"	66"	72"
Overall Height:	60"	60"	60"	60"
Qty./Wt.:	1 ea./180 lbs.	1 ea./215 lbs.	1 ea./240 lbs.	1 ea./270 lbs.



72" WIDTH BY 60" HEIGHT BANQUETTE


MODEL / DESCRIPTION / LIST PRICING



2224 48" W Straight Banquette

COM Yardage: Total: 11 Yds. / Back: 3 Yds. / Seat: 3 Yds. / Back Panel: 5 Yds.


COM	GR1	GR2	GR3	GR4	GR5	GR6	GR7	GR8	GR9	GR10	LEA
\$3383	\$3863	\$4003	\$4223	\$4443	\$4663	\$4883	\$5073	\$5193	\$5373	\$5553	\$5668



2225 60" W Straight Banquette

COM Yardage: Total: 13.5 Yds. / Back: 3.5 Yds. / Seat: 4 Yds. / Back Panel: 6 Yds.


COM	GR1	GR2	GR3	GR4	GR5	GR6	GR7	GR8	GR9	GR10	LEA
\$3883	\$4363	\$4503	\$4723	\$4943	\$5163	\$5383	\$5573	\$5693	\$5873	\$6053	\$6168



2226 66" W Straight Banquette

COM Yardage: Total: 15 Yds. / Back: 4 Yds. / Seat: 4.5 Yds. / Back Panel: 6.5 Yds.

COM	GR1	GR2	GR3	GR4	GR5	GR6	GR7	GR8	GR9	GR10	LEA
\$4155	\$4635	\$4775	\$4995	\$5215	\$5435	\$5655	\$5845	\$5965	\$6145	\$6325	\$6440



2227 72" W Straight Banquette

COM Yardage: Total: 16.5 Yds. / Back: 4.5 Yds. / Seat: 5 Yds. / Back Panel: 7 Yds.

COM	GR1	GR2	GR3	GR4	GR5	GR6	GR7	GR8	GR9	GR10	LEA
\$4279	\$4799	\$4939	\$5159	\$5379	\$5599	\$5819	\$6009	\$6129	\$6309	\$6489	\$6604

OPTIONS

Add upcharge to list price and code to model number

FR	CAL 133 (TB 133) Fire Retardant per yard	\$101	/yd.
MB	Moisture Barrier - up to 60" width	\$141	ea.
MB60	Moisture Barrier - over 60" width	\$225	ea.
2FO	Two Fabric Option	\$110	per unit
3FO	Three Fabric Option	\$166	per unit
GD2	Flat Ganging Device for Soft Seating	\$58	per pair
FMG	Floor Mount Glide	\$110	/4 pcs


CO	Clean Out (overall width up to 60")	\$281	per unit
CO1	Clean Out (overall width over 60")	\$432	per unit
PCT	Panel Channel Tufting (overall width up to 60")	\$550	per unit
PCT1	Panel Channel Tufting (overall width over 60")	\$690	per unit
UFB	Unfinished Plinth Base (deduct from plinth option)	Deduct \$80	
RB1	Recessed Base, 1 side	\$124	
RB2	Recessed Base, 2 sides	\$247	

DIMENSIONS	48" Straight Banquette	60" Straight Banquette	66" Straight Banquette	72" Straight Banquette
Seat Depth:	20"	20"	20"	20"
Seat Height:	18"	18"	18"	18"
Overall Depth:	30.5"	30.5"	30.5"	30.5"
Overall Width:	48"	60"	66"	72"
Overall Height:	72"	72"	72"	72"
Qty./Wt.:	1 ea./195 lbs.	1 ea./240 lbs.	1 ea./265 lbs.	1 ea./295 lbs.



72" WIDTH BY 72" HEIGHT BANQUETTE


MODEL / DESCRIPTION / LIST PRICING



2230 48" W Straight Banquette

COM Yardage: Total: 11.5 Yds. / Back: 3 Yds. / Seat: 3 Yds. / Back Panel: 6.5 Yds.


COM	GR1	GR2	GR3	GR4	GR5	GR6	GR7	GR8	GR9	GR10	LEA
\$4173	\$4773	\$4913	\$5133	\$5353	\$5573	\$5793	\$5983	\$6103	\$6283	\$6463	\$6578



2231 60" W Straight Banquette

COM Yardage: Total: 14.5 Yds. / Back: 3.5 Yds. / Seat: 4 Yds. / Back Panel: 7 Yds.


COM	GR1	GR2	GR3	GR4	GR5	GR6	GR7	GR8	GR9	GR10	LEA
\$4673	\$5313	\$5453	\$5673	\$5893	\$6113	\$6333	\$6523	\$6643	\$6823	\$7003	\$7118



2232 66" W Straight Banquette

COM Yardage: Total: 16 Yds. / Back: 4 Yds. / Seat: 4.5 Yds. / Back Panel: 7.5 Yds.

COM	GR1	GR2	GR3	GR4	GR5	GR6	GR7	GR8	GR9	GR10	LEA
\$4860	\$5340	\$5480	\$5700	\$5920	\$6140	\$6360	\$6550	\$6670	\$6850	\$7030	\$7145



2233 72" W Straight Banquette

COM Yardage: Total: 17.5 Yds. / Back: 4.5 Yds. / Seat: 5 Yds. / Back Panel: 8 Yds.

COM	GR1	GR2	GR3	GR4	GR5	GR6	GR7	GR8	GR9	GR10	LEA
\$5069	\$5849	\$5989	\$6209	\$6429	\$6649	\$6869	\$7059	\$7179	\$7359	\$7539	\$7654

OPTIONS

Add upcharge to list price and code to model number

FR	CAL 133 (TB 133) Fire Retardant per yard	\$101	/yd.
MB	Moisture Barrier - up to 60" width	\$141	ea.
MB60	Moisture Barrier - over 60" width	\$225	ea.
2FO	Two Fabric Option	\$110	per unit
3FO	Three Fabric Option	\$166	per unit
GD2	Flat Ganging Device for Soft Seating	\$58	per pair
FMG	Floor Mount Glide	\$110	/4 pcs

CO	Clean Out (overall width up to 60")	\$281	per unit
CO1	Clean Out (overall width over 60")	\$432	per unit
PCT	Panel Channel Tufting (overall width up to 60")	\$550	per unit
PCT1	Panel Channel Tufting overall width (over 60")	\$690	per unit
UFB	Unfinished Plinth Base (deduct from plinth option)	Deduct \$80	
RB1	Recessed Base, 1 side	\$124	
RB2	Recessed Base, 2 sides	\$247	

DIMENSIONS	48" Back-to-Back Banquette	60" Back-to-Back Banquette	66" Back-to-Back Banquette	72" Back-to-Back Banquette
Seat Depth:	20"	20"	20"	20"
Seat Height:	18"	18"	18"	18"
Overall Depth:	57.5"	57.5"	57.5"	57.5"
Overall Width:	48"	60"	66"	72"
Overall Height:	34"	34"	34"	34"
Qty./Wt.:	1 ea./250 lbs.	1 ea./280 lbs.	1 ea./295 lbs.	1 ea./320 lbs.



60" WIDTH BY 34" HEIGHT
BACK-TO-BACK BANQUETTE


MODEL / DESCRIPTION / LIST PRICING



2235 48" W Straight - Back-to-Back Banquette

COM Yardage: Total: 12.5 Yds. / Back: 5 Yds. / Seat: 6 Yds. / Back Panel: 1.5 Yds.


COM	GR1	GR2	GR3	GR4	GR5	GR6	GR7	GR8	GR9	GR10	LEA
\$4991	\$5271	\$5411	\$5631	\$5851	\$6071	\$6291	\$6481	\$6601	\$6781	\$6961	\$7076



2236 60" W Straight - Back-to-Back Banquette

COM Yardage: Total: 15.5 Yds. / Back: 6 Yds. / Seat: 7.5 Yds. / Back Panel: 2 Yds.


COM	GR1	GR2	GR3	GR4	GR5	GR6	GR7	GR8	GR9	GR10	LEA
\$5916	\$6221	\$6361	\$6581	\$6801	\$7021	\$7241	\$7431	\$7551	\$7731	\$7911	\$8026



2237 66" W Straight - Back-to-Back Banquette

COM Yardage: Total: 17.5 Yds. / Back: 7 Yds. / Seat: 8 Yds. / Back Panel: 2.5 Yds.

COM	GR1	GR2	GR3	GR4	GR5	GR6	GR7	GR8	GR9	GR10	LEA
\$6438	\$6753	\$6893	\$7113	\$7333	\$7553	\$7773	\$7963	\$8083	\$8263	\$8443	\$8558



2238 72" W Straight - Back-to-Back Banquette

COM Yardage: Total: 19.5 Yds. / Back: 8 Yds. / Seat: 8.5 Yds. / Back Panel: 3 Yds.

COM	GR1	GR2	GR3	GR4	GR5	GR6	GR7	GR8	GR9	GR10	LEA
\$6649	\$6964	\$7104	\$7324	\$7544	\$7764	\$7984	\$8174	\$8294	\$8474	\$8654	\$8769

OPTIONS

Add upcharge to list price and code to model number

FR	CAL 133 (TB 133) Fire Retardant per yard	\$101	/yd.
MBB	Moisture Barrier - up to 60" width (Back-to-Back)	\$281	ea.
MBB60	Moisture Barrier - over 60" width (Back-to-Back)	\$449	ea.
2FO	Two Fabric Option	\$110	per unit
3FO	Three Fabric Option	\$166	per unit
GD2	Flat Ganging Device for Soft Seating	\$58	per pair
FMG	Floor Mount Glide	\$110	/4 pcs


CO	Clean Out (overall width up to 60")	\$562	per unit
CO1	Clean Out (overall width over 60")	\$865	per unit
UFB	Unfinished Plinth Base (deduct from plinth option)	Deduct \$80	
RB1	Recessed Base, 1 side	\$124	
RB2	Recessed Base, 2 sides	\$247	

DIMENSIONS	48" Back-to-Back Banquette	60" Back-to-Back Banquette	66" Back-to-Back Banquette	72" Back-to-Back Banquette
Seat Depth:	20"	20"	20"	20"
Seat Height:	18"	18"	18"	18"
Overall Depth:	57.5"	57.5"	57.5"	57.5"
Overall Width:	48"	60"	66"	72"
Overall Height:	44"	44"	44"	44"
Qty./Wt.:	1 ea./270 lbs.	1 ea./305 lbs.	1 ea./330 lbs.	1 ea./360 lbs.



60" WIDTH BY 44" HEIGHT
BACK-TO-BACK BANQUETTE


MODEL / DESCRIPTION / LIST PRICING



2240 48" W Straight - Back-to-Back Banquette

COM Yardage: Total: 13.5 Yds. / Back: 4.5 Yds. / Seat: 6 Yds. / Back Panel: 3 Yds.


COM	GR1	GR2	GR3	GR4	GR5	GR6	GR7	GR8	GR9	GR10	LEA
\$5352	\$5832	\$5972	\$6192	\$6412	\$6632	\$6852	\$7042	\$7162	\$7342	\$7522	\$7637



2241 60" W Straight - Back-to-Back Banquette

COM Yardage: Total: 16.5 Yds. / Back: 5.5 Yds. / Seat: 7.5 Yds. / Back Panel: 3.5 Yds.


COM	GR1	GR2	GR3	GR4	GR5	GR6	GR7	GR8	GR9	GR10	LEA
\$6277	\$6757	\$6897	\$7117	\$7337	\$7557	\$7777	\$7967	\$8087	\$8267	\$8447	\$8562



2242 66" W Straight - Back-to-Back Banquette

COM Yardage: Total: 18.5 Yds. / Back: 6.5 Yds. / Seat: 8 Yds. / Back Panel: 4 Yds.

COM	GR1	GR2	GR3	GR4	GR5	GR6	GR7	GR8	GR9	GR10	LEA
\$6743	\$7223	\$7363	\$7583	\$7803	\$8023	\$8243	\$8433	\$8553	\$8733	\$8913	\$9028



2243 72" W Straight - Back-to-Back Banquette

COM Yardage: Total: 20.5 Yds. / Back: 7.5 Yds. / Seat: 8.5 Yds. / Back Panel: 4.5 Yds.

COM	GR1	GR2	GR3	GR4	GR5	GR6	GR7	GR8	GR9	GR10	LEA
\$7010	\$7490	\$7630	\$7850	\$8070	\$8290	\$8510	\$8700	\$8820	\$9000	\$9180	\$9295

OPTIONS

Add upcharge to list price and code to model number

FR	CAL 133 (TB 133) Fire Retardant per yard	\$101	/yd.
MBB	Moisture Barrier - up to 60" width (Back-to-Back)	\$281	ea.
MBB60	Moisture Barrier - over 60" width (Back-to-Back)	\$449	ea.
2FO	Two Fabric Option	\$110	per unit
3FO	Three Fabric Option	\$166	per unit
GD2	Flat Ganging Device for Soft Seating	\$58	per pair
FMG	Floor Mount Glide	\$110	/4 pcs

COB	Clean Out Back-to-Back (overall width up to 60")	\$562	per unit
CO1B	Clean Out Back-to-Back (overall width over 60")	\$865	per unit
UFB	Unfinished Plinth Base (deduct from plinth option)	Deduct \$80	
RB1	Recessed Base, 1 side	\$124	
RB2	Recessed Base, 2 sides	\$247	

ENCINO COLLECTION BACK-TO-BACK BANQUETTES - 60" HIGH BACK

DIMENSIONS	48" Back-to-Back Banquette	60" Back-to-Back Banquette	66" Back-to-Back Banquette	72" Back-to-Back Banquette
Seat Depth:	20"	20"	20"	20"
Seat Height:	18"	18"	18"	18"
Overall Depth:	57.5"	57.5"	57.5"	57.5"
Overall Width:	48"	60"	66"	72"
Overall Height:	60"	60"	60"	60"
Qty./Wt.:	1 ea./280 lbs.	1 ea./315 lbs.	1 ea./340 lbs.	1 ea./370 lbs.



72" WIDTH BY 60" HEIGHT
BACK-TO-BACK BANQUETTE

MODEL / DESCRIPTION / LIST PRICING



2245 48" W Straight - Back-to-Back Banquette

COM Yardage: Total: 16 Yds. / Back: 4.5 Yds. / Seat: 6 Yds. / Back Panel: 5.5 Yds.

COM	GR1	GR2	GR3	GR4	GR5	GR6	GR7	GR8	GR9	GR10	LEA
\$6259	\$6739	\$6879	\$7099	\$7319	\$7539	\$7759	\$7949	\$8069	\$8249	\$8429	\$8544



2246 60" W Straight - Back-to-Back Banquette

COM Yardage: Total: 20 Yds. / Back: 5.5 Yds. / Seat: 7.5 Yds. / Back Panel: 7 Yds.

COM	GR1	GR2	GR3	GR4	GR5	GR6	GR7	GR8	GR9	GR10	LEA
\$7184	\$7664	\$7804	\$8024	\$8244	\$8464	\$8684	\$8874	\$8994	\$9174	\$9354	\$9469



2247 66" W Straight - Back-to-Back Banquette

COM Yardage: Total: 22 Yds. / Back: 6.5 Yds. / Seat: 8 Yds. / Back Panel: 7.5 Yds.

COM	GR1	GR2	GR3	GR4	GR5	GR6	GR7	GR8	GR9	GR10	LEA
\$7687	\$8167	\$8307	\$8527	\$8747	\$8967	\$9187	\$9377	\$9497	\$9677	\$9857	\$9972



2248 72" W Straight - Back-to-Back Banquette

COM Yardage: Total: 24 Yds. / Back: 7.5 Yds. / Seat: 8.5 Yds. / Back Panel: 8 Yds.

COM	GR1	GR2	GR3	GR4	GR5	GR6	GR7	GR8	GR9	GR10	LEA
\$7916	\$8436	\$8576	\$8796	\$9016	\$9236	\$9456	\$9646	\$9766	\$9946	\$10126	\$10241

OPTIONS

Add upcharge to list price and code to model number

FR	CAL 133 (TB 133) Fire Retardant per yard	\$101	/yd.
MBB	Moisture Barrier - up to 60" width (Back-to-Back)	\$281	ea.
MBB60	Moisture Barrier - over 60" width (Back-to-Back)	\$449	ea.
2FO	Two Fabric Option	\$110	per unit
3FO	Three Fabric Option	\$166	per unit
GD2	Flat Ganging Device for Soft Seating	\$58	per pair
FMG	Floor Mount Glide	\$110	/4 pcs

COB	Clean Out Back-to-Back (overall width up to 60")	\$562	per unit
CO1B	Clean Out Back-to-Back (overall width over 60")	\$865	per unit
PCT	Panel Channel Tufting (overall width up to 60")	\$550	per unit
PCT1	Panel Channel Tufting (overall width over 60")	\$690	per unit
UFB	Unfinished Plinth Base (deduct from plinth option)	Deduct \$80	
RB1	Recessed Base, 1 side	\$124	
RB2	Recessed Base, 2 sides	\$247	

DIMENSIONS	48" Back-to-Back Banquette	60" Back-to-Back Banquette	66" Back-to-Back Banquette	72" Back-to-Back Banquette
Seat Depth:	20"	20"	20"	20"
Seat Height:	18"	18"	18"	18"
Overall Depth:	57.5"	57.5"	57.5"	57.5"
Overall Width:	48"	60"	66"	72"
Overall Height:	72"	72"	72"	72"
Qty./Wt.:	1 ea./295 lbs.	1 ea./340 lbs.	1 ea./365 lbs.	1 ea./395 lbs.



48" WIDTH BY 72" HEIGHT
BACK-TO-BACK BANQUETTE

MODEL / DESCRIPTION / LIST PRICING



2250 48" W Straight - Back-to-Back Banquette

COM Yardage: Total: 16 Yds. / Back: 4.5 Yds. / Seat: 6 Yds. / Back Panel: 5.5 Yds.

COM	GR1	GR2	GR3	GR4	GR5	GR6	GR7	GR8	GR9	GR10	LEA
\$7720	\$8320	\$8460	\$8680	\$8900	\$9120	\$9340	\$9530	\$9650	\$9830	\$10010	\$10125



2251 60" W Straight - Back-to-Back Banquette

COM Yardage: Total: 21 Yds. / Back: 5.5 Yds. / Seat: 7.5 Yds. / Back Panel: 8 Yds.

COM	GR1	GR2	GR3	GR4	GR5	GR6	GR7	GR8	GR9	GR10	LEA
\$8645	\$9285	\$9425	\$9645	\$9865	\$10085	\$10305	\$10495	\$10615	\$10795	\$10975	\$11090



2252 66" W Straight - Back-to-Back Banquette

COM Yardage: Total: 23 Yds. / Back: 6.5 Yds. / Seat: 8 Yds. / Back Panel: 8.5 Yds.

COM	GR1	GR2	GR3	GR4	GR5	GR6	GR7	GR8	GR9	GR10	LEA
\$8991	\$9471	\$9611	\$9831	\$10051	\$10271	\$10491	\$10681	\$10801	\$10981	\$11161	\$11276



2253 72" W Straight - Back-to-Back Banquette

COM Yardage: Total: 24.5 Yds. / Back: 7 Yds. / Seat: 8.5 Yds. / Back Panel: 9 Yds.

COM	GR1	GR2	GR3	GR4	GR5	GR6	GR7	GR8	GR9	GR10	LEA
\$9378	\$10158	\$10298	\$10518	\$10738	\$10958	\$11178	\$11368	\$11488	\$11668	\$11848	\$11963

OPTIONS

Add upcharge to list price and code to model number

FR	CAL 133 (TB 133) Fire Retardant per yard	\$101	/yd.
MBB	Moisture Barrier - up to 60" width (Back-to-Back)	\$281	ea.
MBB60	Moisture Barrier - over 60" width (Back-to-Back)	\$449	ea.
2FO	Two Fabric Option	\$110	per unit
3FO	Three Fabric Option	\$166	per unit
GD2	Flat Ganging Device for Soft Seating	\$58	per pair
FMG	Floor Mount Glide	\$110	/4 pcs

COB	Clean Out Back-to-Back (overall width up to 60")	\$562	per unit
CO1B	Clean Out Back-to-Back (overall width over 60")	\$865	per unit
PCT	Panel Channel Tufting (overall width up to 60")	\$550	per unit
PCT1	Panel Channel Tufting (overall width over 60")	\$690	per unit
UFB	Unfinished Plinth Base (deduct from plinth option)	Deduct \$80	
RB1	Recessed Base, 1 side	\$124	
RB2	Recessed Base, 2 sides	\$247	



FLAIR SINGLE SEAT LOUNGE WITH TABLET ARM, STORAGE SHELF AND OPTIONAL CASTERS

FLAIR LOUNGE

The Flair Lounge design includes polished chrome or brushed aluminum legs in one, two or three seat lounges.



FLAIR TWO SEAT LOUNGE WITH BRUSHED ALUMINUM LEGS

ORDERING INFORMATION

To Order Please Specify:

- 1) Series Name
- 2) Model Number
- 3) Quantity
- 4) Metal Leg Finish Color
- 5) Fabric Grade & Number
- 6) Optional Items

FLAIR GENERAL SPECIFICATIONS

Frame Construction

Frame assembly is constructed of multi-ply hardwood, with tongue and groove construction. All foam is fully bonded to frame. Seat cushions are 4" graded high resiliency (H.R.) block foam with back 2" (H.R.) foam, covered entirely with special bonded polyester fiber to protect final upholstery. No-sag springs are installed in seat & back along with interlocking helicoil springs to prevent sagging and provide additional lower back and seat support.

Upholstery

Seat and back are covered in choice of fabric, vinyl, crypton, leather or COM. ERG uses only water based glues and adhesives in our upholstery process.

Legs

Standard polished chrome or brushed aluminum legs. Optional powder coat colors or solid maple wood legs available.

Note:

- Tablet orders of 5 or less - choice of 4 standard laminate colors: Wilsonart Black 1595-60, Wilsonart Montana Walnut 7110K-78, Formica Brite White 459-58, or Nevamar Silver Alu Metalx MXT003
- Tablet orders of 6 or more - any choice standard laminate colors.

COLORS / FINISHES

Metal Legs Finish Colors:

Polished chrome or brushed aluminum is standard with optional powder coat colors available.

Solid Maple Wood Legs Stain Colors:

Transparent wood stain colors.

Metal Handle Grip Colors:

Powder coat or polished chrome.

Wood Armcaps:

All standard wood stain colors.



BACK VIEW SHOWN WITH HAND GRIP & REMOVABLE TABLET



MAPLE WOOD LEGS




4" CASTERS



TABLET HARDWARE



SOLID SURFACE TABLET OPTION



CUP HOLDER

OPTIONS

- CODE: FR - CAL 133 (TB 133) Fire Retardant
- CODE: MB - Moisture Barrier (up to 60" overall width)
- CODE: MB60 - Moisture Barrier (over 60" overall width)
- CODE: SF - Optional powder coat finish - Legs
- CODE: WOD - Solid Maple Wood Legs
- CODE: CAS4 - 4" Casters
- CODE: 2FO - Two Fabric Option
- CODE: 3FO - Three Fabric Option
- CODE: FWC - Flair Wood Arm Caps
- CODE: AHG - Metal Hand Grip (Powder Coat Color)
- CODE: AHG/PC - Metal Hand Grip in Polished Chrome
- CODE: SSI - Laminated Inset Storage Shelf. White or Black
- CODE: CUP - Plastic Cup Holder (Black)
- CODE: TAB(-) - Non-Removable Swivel Tablet (shape A, B or C, left or right arm)
- CODE: TABR1(-) - Removable Swivel Tablet (laminated shape A, B or C specify left or right arm)
- CODE: TABR2(-) - Removable Swivel Tablet (laminated shape A, B or C with opening for tablet on both arms)
- CODE: LAM5 - Non-standard laminate for 5 or less tablets see options for upcharge
- CODE: SST - Solid Surface Tablet Arm (add to Tablet option)
- CODE: SS5 - Non-standard Solid Surface top for 5 or less tablets
- CODE: CO - Cleanout up to 50"
- CODE: CO1 - Cleanout over 50"

Note: Factory installed power/data available, See accessories online under 'Products' tab.

SOFT SEATING	WEIGHT LIMIT
1 Seat	500 lbs.
2 Seat	1000 lbs.
3 Seat	1500 lbs.

DIMENSIONS	Single Seat	Two Seat	Three Seat
Seat Width:	23"	48"	67"
Seat Depth:	19.5"	19.5"	19.5"
Seat Height:	17.5"	17.5"	17.5"
Arm Height:	23.5"	23.5"	23.5"
Back Height:	32"	32"	32"
Overall Width:	34"	59"	78"
Overall Depth:	28"	28"	28"
Qty./Wt.:	1 ea./85 lbs.	1 ea./155 lbs.	1 ea./190 lbs.



FLAIR SINGLE SEAT LOUNGE

MODEL / DESCRIPTION / LIST PRICING

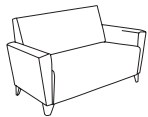


3495 Arm Chair - fully upholstered



COM Yardage: 6 Yds. / Back: 2 Yds. / Seat: 1.5 Yds. / Arms: 2.5 Yds.

COM	GR1	GR2	GR3	GR4	GR5	GR6	GR7	GR8	GR9	GR10	LEA
\$1872	\$2003	\$2084	\$2167	\$2254	\$2344	\$2438	\$2534	\$2637	\$2741	\$2852	\$3371



3498 Two Seat Lounge - fully upholstered

COM Yardage: 8.5 Yds. / Back: 3.5 Yds. / Seat: 2.5 Yds. / Arms: 2.5 Yds.

COM	GR1	GR2	GR3	GR4	GR5	GR6	GR7	GR8	GR9	GR10	LEA
\$2684	\$2872	\$2988	\$3105	\$3232	\$3360	\$3494	\$3635	\$3779	\$3931	\$4089	\$4833

COM Yardage (Optional two fabrics):



3499 Three Seat Lounge - fully upholstered

COM Yardage: 10.5 Yds. / Back: 4.5 Yds. / Seat: 3.5 Yds. / Arms: 2.5 Yds.

COM	GR1	GR2	GR3	GR4	GR5	GR6	GR7	GR8	GR9	GR10	LEA
\$3309	\$3540	\$3682	\$3829	\$3982	\$4141	\$4307	\$4479	\$4658	\$4844	\$5039	\$5956

TABLET SHAPES

Three Tablet Shapes::

Choose from the three shapes shown and specify; A, B or C and left or right (outside tablet) when ordering.

Example: TAB-(A) Left - this would be a fixed shape A tablet on the left side (when seated).

Laminate Top:

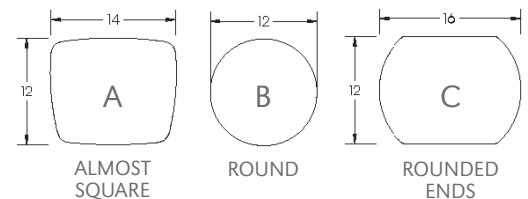
Tablet orders of 5 or less have 4 standard laminate colors:

- Wilsonart Black 1595-60
- Wilsonart Montana Walnut 7110K-78
- Formica Brite White 459-58
- Nevamar Silver Alu Metalx MXT003

Solid Surface Top:

Tablet orders of 5 or less have 4 standard Corian colors:

- Bone
- Bronzite
- Glacier White
- Silver Grey



OPTIONS

Add upcharge to list price and code to model number

FR	CAL 133 (TB 133) Fire Retardant per yard	\$101	/yd.
MB	Moisture Barrier (up to 60" overall width)	\$141	ea.
MB60	Moisture Barrier (over 60" overall width)	\$225	ea.
SF	Powder coat finish - legs	\$14	ea.
WOD	Solid Maple Wood Legs	\$27	ea.
CAS4	4" Casters	\$34	ea.
2FO	Two Fabric Option	\$110	
3FO	Three Fabric Option	\$166	
FWC	Flair Wood Arm Caps	\$141	
AHG	Metal Hand Grip (Powder Coat Color) - per seat	\$169	
AHG/PC	Metal Hand Grip in Polished Chrome - per seat	\$223	

SSI	Inset Storage Shelf	\$388	
CUP	Plastic Cup Holder (Black)	\$107	
TAB-(_)	Swivel Tablet Non-Removable (specify A, B or C, left or right arm)	\$444	
TABR1-(_)	Removable Tablet (specify A, B or C, left or right arm)	\$528	
TABR2-(_)	Removable Tablet (specify A, B or C both arm openings)	\$640	
LAM5	Non-standard laminate (5 tablets or less)	\$281	ea. tablet
SST	Solid Surface Tablet Arm - add to tablet option	\$141	
SS5	Non-standard Solid Surface (5 tablets or less)	Call For Quote	
CO	Clean out (overall width up to 50")	\$281	
CO1	Clean out (overall width over 50")	\$432	



FLIP-TOP T BASE W/ OPTIONAL WHITE CASTERS



FLIPPED-UP AND NESTED

ORDERING INFORMATION

- | | |
|----------------------------|-------------------------------|
| 1) Series Name | 6) Laminate Selection and No. |
| 2) Model Number | 7) Edge Style Code and Color |
| 3) Size | 8) Wood Species |
| 4) Quantity | 9) Wood Stain Color |
| 5) Powder Coat Frame Color | 10) Optional Items |

FLIGHT TRAINING BASE SPECIFICATIONS

Flight T Base

Table Height	Table height is 29" to 30" depending on table top specified.
Column	2" round 14 gauge
Base	Laser-cut 12 gauge stamped steel plate – 16", 22" and 26" spreads
Plate	6" x 8" square
Glides	Adjustable zinc rubber cushion steel glides
Assembly	Top plate is welded to the vertical column and the vertical column is welded to the horizontal base. No tie rod assembly. Base mounts to tabletop with ¼-20 x 1" machine screws into metal inserts in top. Stretcher steel bars are used on tops 72" and longer.
Finish	Choice of standard powder coat colors – See "Color Selections" brochure

Flip-Top Mechanism

Aluminum die-cast top plate and aluminum housing with single handle cable release. All training tables that are 18" deep with flip and casters options, cannot be specified with modesty panels.

TABLE TOP SPECIFICATIONS

Table Tops

Table top core is CARB Phase I & Phase II Compliant. Laminate, wood veneer and phenolic backing are glued with water based adhesives.

Ultra-Lightweight Table Tops

Ultra-lightweight tables have an exceptionally strong manufactured MDF top made from 100% recovered and recycled wood fiber with at least 25% post-industrial recycled fiber; the balance consisting of recovered waste fiber. Ultra-light tables are 18% lighter than standard tables.

FINISHES

Laminate/Veneer Selections

ERG offers over 1000 standard laminate choices from Nevamar, Wilsonart, Formica and Pionite. Wood veneer is available in transparent stain colors - custom stain matching available.


Edge Selections:

ERG offers a wide variety of table top edge materials including PVC, wood, aluminum and resin/urethane. Special Edge Note: When ganging or butting tables together, ERG recommends using 3MM flat edge or flat wood edge. Square tables using PVC **T-MOLD** edge will have a 2" radius on all corners..


OPTIONS

- CODE: FLIP-T - Flip-Top mechanism per table
- CODE:ASB - Anti-Sag Bar for tables under 72"
- CODE: CAS3 - 3" Locking Casters - Black
- CODE: CAS-W - 3" Locking Casters – White
- CODE: ULW - Ultra-lightweight table top
- CODE: GD3 - Flat Ganging Device for Café & Training Tables
- CODE: RAD - 3" Radius Corners for 3MM Edge
- CODE: FTBH – Flip top support bar for rectangular bar height tables. (Maximum table top size 30x72)
- TABLE ACCESSORIES – Modesty Panels, Bridges, Grommets, Wire Management, Power & Communication Options, Table Dollies – See accessories online under 'Products' tab.


Note: When ordering modesty panel, table and panel must have 3MM edge.



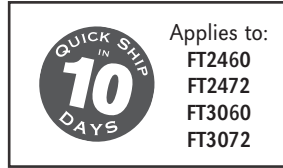
STEEL GLIDE
DETAIL



CASTERS IN
BLACK
OR WHITE



FLIP-TOP
MECHANISM



MODEL / DESCRIPTION / LIST PRICING

FLIGHT | RECTANGLE

RECTANGLE

Model Number	Table Top Size	Shpg. Wght.	Base Spread	LAMINATE TOP ASSORTED EDGES									VENEER TOP	
				GRP 1	GRP 2	GRP 3	GRP 4	GRP 5	GRP 6	GRP 7	GRP 8	GRP 9		
FT1836	18 X 36	54	2-16T	\$648	\$663	\$758	\$841	\$1007	\$1145	\$1309	\$1748	\$1943		
FT1848	18 X 48	61	2-16T	\$685	\$699	\$808	\$902	\$1090	\$1244	\$1430	\$1865	\$2052		
FT1860	18 X 60	68	2-16T	\$719	\$737	\$860	\$961	\$1171	\$1344	\$1553	\$1985	\$2159		
FT1872	18 X 72	75	2-16T	\$894	\$915	\$1048	\$1162	\$1393	\$1583	\$1812	\$2412	\$2683		
FT1884	18 X 84	81	2-16T	\$954	\$974	\$1130	\$1264	\$1527	\$1750	\$2013	\$2610	\$2859		
FT1896	18 X 96	88	2-16T	\$989	\$1014	\$1181	\$1323	\$1609	\$1849	\$2134	\$2731	\$2969		
FT2436	24 X 36	61	2-22T	\$755	\$771	\$889	\$989	\$1191	\$1359	\$1561	\$2049	\$2262		
FT2448	24 X 48	70	2-22T	\$798	\$819	\$952	\$1066	\$1295	\$1486	\$1715	\$2200	\$2398		
FT2460	24 X 60	79	2-22T	\$844	\$865	\$1015	\$1144	\$1399	\$1612	\$1869	\$2353	\$2536		
FT2472	24 X 72	88	2-22T	\$1027	\$1052	\$1218	\$1359	\$1644	\$1878	\$2161	\$2811	\$3086		
FT2484	24 X 84	97	2-22T	\$1096	\$1125	\$1313	\$1477	\$1801	\$2071	\$2396	\$3041	\$3292		
FT2496	24 X 96	106	2-22T	\$1142	\$1171	\$1377	\$1553	\$1904	\$2196	\$2547	\$3192	\$3431		
FT3036	30 X 36	68	2-22T	\$795	\$814	\$947	\$1060	\$1285	\$1474	\$1700	\$2186	\$2385		
FT3048	30 X 48	79	2-22T	\$849	\$870	\$1023	\$1151	\$1411	\$1627	\$1887	\$2371	\$2550		
FT3060	30 X 60	90	2-22T	\$903	\$929	\$1097	\$1246	\$1536	\$1781	\$2072	\$2552	\$2717		
FT3072	30 X 72	102	2-22T	\$1097	\$1125	\$1315	\$1478	\$1802	\$2072	\$2397	\$3043	\$3293		
FT3084	30 X 84	113	2-22T	\$1177	\$1205	\$1425	\$1609	\$1981	\$2291	\$2664	\$3306	\$3532		
FT3096	30 X 96	124	2-22T	\$1230	\$1265	\$1499	\$1701	\$2107	\$2444	\$2848	\$3488	\$3696		
FT3648	36 X 48	88	2-26T	\$934	\$958	\$1131	\$1280	\$1576	\$1823	\$2119	\$2627	\$2804		
FT3660	36 X 60	102	2-26T	\$997	\$1025	\$1222	\$1389	\$1724	\$2002	\$2337	\$2844	\$2999		
FT3672	36 X 72	115	2-26T	\$1201	\$1231	\$1450	\$1635	\$2010	\$2320	\$2695	\$3364	\$3607		
FT3684	36 X 84	129	2-26T	\$1290	\$1323	\$1573	\$1784	\$2211	\$2565	\$2990	\$3657	\$3871		
FT3696	36 X 96	142	2-26T	\$1353	\$1392	\$1662	\$1893	\$2359	\$2745	\$3210	\$3873	\$4066		

Note: FTBH option is required with STH option when ordering rectangle flip-top tables over 29" table height.

Note: Fliptop tables with casters in counter & bar height available in depth ranges 24"-36" only. Max Length up 72" - Not available with C-legs
All training tables that are 18" deep with flip and casters options, cannot be specified with modesty panels.



OPTIONS

Add upcharge to list price and code to model number

FLIP-T	Flip-Top per table	\$402	
ASB	Anti-Sag Bar for tables under 72"	\$90	
CAS3	3" Locking Casters - Black (2 Casters per T-leg)	\$29	ea.
CAS-W	3" Locking Casters - White	\$34	ea.

ULW	Ultra-lightweight table top	\$213	
GD3	Flat Ganging Device for Café & Training Tables	\$107	
RAD	3" Radius Corners for 3MM Edge	\$225	per table
FTBH	All T-base bar height tables with flip top	\$337	



TRAPEZOID TOP WITH FLIP TOP AND CASTER OPTIONS

MODEL / DESCRIPTION / LIST PRICING

FLIGHT | HALF-ROUND



HALF ROUND

Model Number	Table Top Size	Shpg. Wght.	Base Spread	LAMINATE TOP ASSORTED EDGES									VENEER TOP	
				GRP 1	GRP 2	GRP 3	GRP 4	GRP 5	GRP 6	GRP 7	GRP 8	GRP 9		
FTHR2448	24 X 48	70	2-16T	\$1317	\$1378	\$1627	\$1782	\$2248	\$2639	\$3104	\$3688	\$3841		
FTHR3060	30 X 60	90	2-22T	\$1501	\$1576	\$1868	\$2049	\$2598	\$3054	\$3601	\$4236	\$4385		
FTHR3672	36 X 72	115	2-26T	\$1670	\$1755	\$2100	\$2317	\$2963	\$3504	\$4150	\$4777	\$4871		

FLIGHT | TRAPEZOID



TRAPEZOID

Model Number	Table Top Size	Shpg. Wght.	Base Spread	LAMINATE TOP ASSORTED EDGES									VENEER TOP	
				GRP 1	GRP 2	GRP 3	GRP 4	GRP 5	GRP 6	GRP 7	GRP 8	GRP 9		
FTT2448	24 x 48	70	2-16T	\$1125	\$1170	\$1347	\$1455	\$1785	\$2062	\$2391	\$3032	\$3287		
FTT2460	24 x 60	79	2-22T	\$1193	\$1237	\$1411	\$1521	\$1850	\$2123	\$2453	\$3174	\$3480		
FTT3060	30 x 60	90	2-22T	\$1241	\$1290	\$1481	\$1601	\$1958	\$2257	\$2617	\$3334	\$3624		
FTT3672	36 x 72	115	2-26T	\$1454	\$1519	\$1774	\$1932	\$2410	\$2808	\$3286	\$4008	\$4247		

Note: FTBH option is required with STH option when ordering rectangle flip-top tables over 29" table height.

Note: Fliptop tables with casters in counter & bar height available in depth ranges 24"-36" only

Max Length up 72" - Not available with C-legs

All training tables that are 18" deep with flip and casters options, cannot be specified with modesty panels.

OPTIONS

Add upcharge to list price and code to model number

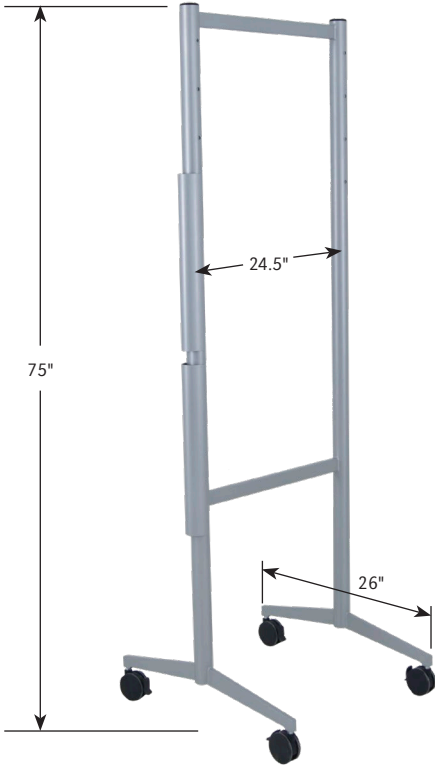
FLIP-T	Flip-Top per table	\$402	
ASB	Anti-Sag Bar for tables under 72"	\$90	
CAS3	3" Locking Casters - Black (2 Casters per T-leg)	\$29	ea.
CAS-W	3" Locking Casters - White	\$34	ea.

ULW	Ultra-lightweight table top	\$213	
GD3	Flat Ganging Device for Café & Training Tables	\$107	
FTBH	All T-base bar height tables with flip top	\$337	

FLIGHT TV / MONITOR STAND

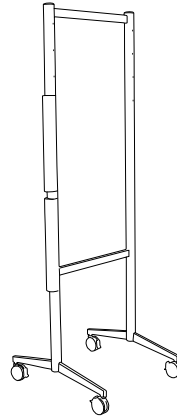
Complement and save space in any classroom or training area with the sleek Flight Mobile TV/Monitor Stand. The frame is constructed with 2" steel tubing and finished in any of our powder coat colors. 3" mobile casters are included.

Note: Max TV Size 40"



UNIVERSAL TV MOUNT INSERTS

DIMENSIONS	TV / Monitor Stand
Overall Width:	24.5"
Overall Height:	75"
Base Spread:	26"
Qty./Wt. per carton:	1 ea./40 lbs.



FTS 100 Flight TV/Monitor Stand

3" Casters Included

\$1061

FLIGHT TV / MONITOR STAND



BRIO FLIP CHAIRS, FLIGHT TRAINING TABLES AND TV STAND

FORAY

Foray series is a sturdy lightweight chair that has a distinct dynamic contour design and style. The Foray offers a upholstered seat insert option in your choice of fabric on a welded steel frame.



FORAY CAFÉ CHAIR WITH UPHOLSTERED SEAT INSERT



BAR STOOL METAL LEGS

ORDERING INFORMATION

To Order Please Specify:

- 1) Series Name
- 2) Model Number
- 3) Quantity
- 4) Optional Powder Coat Color
- 5) Fabric Grade and Number
- 6) Optional Items

GENERAL SPECIFICATIONS

Shell

- Foray chair is a one piece polypropylene shell featuring a sleek dynamic style contoured all around. Very sturdy. The Foray also offers a wide clean out area and a gentle flex back. Seat is slightly inclined for a better sit.

Note: Molded polypropylene material is shatter proof and scratch resistant.

Upholstery

- Foray upholstered seat insert .5" high resiliency foam.
- Seat can be upholstered with choice of fabric, vinyl, crypton, leather or approved COM.

Metal Frame

- Foray 4-leg frames are fully welded 14-gauge, 1" diameter tubular steel.

Glides

- Factory installed self leveling steel glides
- Plastic glides for wood.

Stacking

- Foray chairs do not stack
- Foray chairs will ship one chair per box

COLORS / FINISHES

Metal Frame Finish Colors

Standard polished chrome frame finish.

- Standard powder coat colors available with upcharge.

7 Shell Colors:

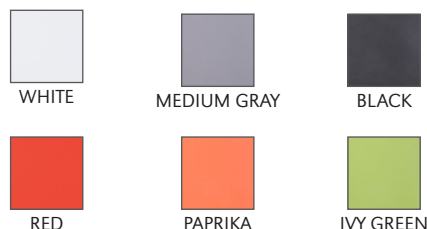
- Black
- Medium Gray
- Red
- White
- Paprika
- Ivy Green

OPTIONS

- CODE: FR - CAL 133 (TB 133) Fire Retardant
- CODE: MBC - Moisture Barrier Chair
- CODE: SF - Powder Coat Color Finish
- CODE: CH - Counter Height (24" seat height) Metal Only
- CODE: SH - Special Height (any custom height) Metal Only

CHAIRS	WEIGHT LIMIT
Metal Legs	350 lbs.

7 PLASTIC SHELL COLORS



DIMENSIONS	Café Chair
Inside Width:	18"
Seat Height:	18"
Overall Depth:	22"
Overall Width:	21"
Overall Height:	31"
Qty./Wt. per carton:	1 ea./14 lbs.



CAFÉ CHAIR

MODEL / DESCRIPTION / LIST PRICING



6240 Foray Café Metal Leg Chair (4-Leg)



Chair
\$330



6241 Foray Café Chair - Upholstered Seat Insert (4-Leg)

COM Yardage: .75 Yards

COM	GR1	GR2	GR3	GR4	GR5	GR6	GR7	GR8	GR9	GR10	LEA
\$439	\$469	\$487	\$507	\$527	\$548	\$570	\$593	\$616	\$642	\$668	\$790

OPTIONS

Add upcharge to list price and code to model number

FR	CAL 133 (TB 133) Fire Retardant per yard	\$101	/yd.
MBC	Moisture Barrier Chair	\$72	ea.

SF	Powder Coat Color Finish - 4-Leg Chair	\$42	
----	--	------	--

DIMENSIONS	Bar Stool
Inside Width:	18"
Seat Height:	30"
Overall Depth:	21.5"
Overall Width:	20.5"
Overall Height:	44.5"
Qty./Wt. per carton:	1 ea./21 lbs.



BAR STOOL

MODEL / DESCRIPTION / LIST PRICING



6242 Foray Bar Stool (4-Leg)



Chair
\$533



6243 Foray Bar Stool - Upholstered Seat Insert (4-Leg)

COM Yardage: .75 Yards

COM	GR1	GR2	GR3	GR4	GR5	GR6	GR7	GR8	GR9	GR10	LEA
\$641	\$686	\$712	\$741	\$771	\$801	\$834	\$866	\$902	\$938	\$975	\$1153

OPTIONS

Add upcharge to list price and code to model number

CH	Counter Height (24" seat height) Metal	\$32	
SH	Specialty Height (any custom height) Metal	\$32	
FR	CAL 133 (TB 133) Fire Retardant per yard	\$101	/yd.

MBC	Moisture Barrier Chair	\$72	ea.
SF	Powder Coat Finish - Bar Stool	\$65	

FRANKY SLIM

The Franky Slim is fully upholstered over high resiliency foam on a solid hardwood frame featuring square steel tube or solid wood legs. Designed for student housing and any public spaces that require long duration seating comfort.



ARM CHAIR
WOOD LEGS - OPTIONAL WOOD ARM CAPS



THREE SEAT LOUNGE



BENCH

ORDERING INFORMATION

- 1) Series Name
- 2) Model Number
- 3) Quantity
- 4) Fabric Grade and Number
- 5) Leg Finish
- 6) Optional Tufting
- 7) Optional Items

FRANKY SLIM LOUNGE SPECIFICATIONS

Upholstery

Seat foam is bonded to all sides of hardwood frame. Seat cushions are 4" graded, high resiliency (H.R.) block foam with seat back 3" H.R. foam, covered entirely with special bonded polyester fiber to protect final upholstery. ERG uses only water-based glues and adhesives in all our upholstery process.

Arm Caps

Wood arm caps are optional on Franky lounge wood leg models.

Tufting

Square or vertical tufting options available for lounges, ottomans and benches.

Legs

Metal: 1" square tubular steel legs.

Wood: legs are 2" square solid maple.

COLORS / FINISHES

Leg Finish Colors:

Metal: Standard powder coat color choices. Optional polished chrome on lounge and ottomans only.

Wood: Standard wood stain colors.

OPTIONS

- CODE: FR - CAL 133 (TB 133) Fire Retardant option
- CODE: MB - Moisture Barrier (up to 60" overall width)
- CODE: MB60 - Moisture Barrier (over 60" overall width)
- CODE: PCL - Polished Chrome Legs (Ottoman & Lounge Only)
- CODE: TF1 - Single Seat Tufting
- CODE: TF2 - Two Seat Tufting
- CODE: TF3 - Three Seat Tufting
- CODE: TFO - Ottoman Tufting
- CODE: WAC - Wood Arm Caps

Note: Factory installed power/data available, See accessories online under 'Products' tab.

SOFT SEATING	WEIGHT LIMIT
1 Seat	500 lbs.
2 Seat	1000 lbs.
3 Seat	1500 lbs.




METAL LEGS



WOOD LEGS


TUFTING OPTIONS



square



with optional tufting



vertical



with optional tufting

TUFTING

Choose from 2 Tufting Shapes:

Tufting for all lounge, ottoman and bench series are available in 2 designs.
Please specify Square or Vertical when ordering.

DIMENSIONS	Single Seat	Two Seat	Three Seat
Seat Depth:	21"	21"	21"
Seat Height:	18"	18"	18"
Seat Width:	23"	46.5"	70"
Arm Height:	28"	28"	28"
Overall Depth:	30.5"	30.5"	30.5"
Overall Width:	28.5"	52"	75.5"
Overall Height:	32"	32"	32"
Qty./Wt.:	1 ea./75 lbs.	1 ea./95 lbs.	1 ea./120 lbs.

FRAME INCLUDES:
BELOW SEAT & BEHIND CUSHION



FRANKY SLIM LOUNGE



TWO SEAT FRANKY SLIM LOUNGE
SQUARE TUFTING OPTION

MODEL / DESCRIPTION / LIST PRICING



6420-M Single Seat Lounge

COM Yardage: 7.5 Yds. Arms 3 Yds. pair / Frame: 1 Yd. / Seat: 2 / Back: 1.5 Yds.

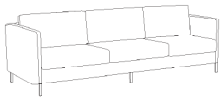
COM	GR1	GR2	GR3	GR4	GR5	GR6	GR7	GR8	GR9	GR10	LEA
\$1960	\$2098	\$2181	\$2269	\$2360	\$2454	\$2552	\$2654	\$2760	\$2870	\$2986	\$3529



6422-M Two Seat Lounge

COM Yardage: 10 Yds. Arms 3 Yds. pair / Frame: 1.5 Yds. / Seat: 3 Yds / Back: 2.5 Yds.

COM	GR1	GR2	GR3	GR4	GR5	GR6	GR7	GR8	GR9	GR10	LEA
\$2638	\$2824	\$2935	\$3053	\$3176	\$3302	\$3435	\$3571	\$3715	\$3864	\$4019	\$4749



6424-M Three Seat Lounge (6 legs)


COM Yardage: 14.25 Yds Arms 3 Yds. pair / Frame: 2 Yds. / Seat: 6 Yds / Back: 3.25 Yds.

COM	GR1	GR2	GR3	GR4	GR5	GR6	GR7	GR8	GR9	GR10	LEA
\$3450	\$3689	\$3838	\$3992	\$4151	\$4317	\$4490	\$4670	\$4856	\$5049	\$5252	\$6209

TUFTING

Choose from 2 Tufting Shapes:

Tufting for all lounge, ottoman and bench series are available in 2 designs. Please specify Square or Vertical when ordering.



square



vertical

OPTIONS

Add upcharge to list price and code to model number

FR	CAL 133 (TB 133) Fire Retardant per yard	\$101	/yd.
MB	Moisture Barrier (up to 60" overall width)	\$141	ea.
MB60	Moisture Barrier (over 60" overall width)	\$225	ea.
2FO	Two fabric option	\$110	

PCL	Polished Chrome Leg	\$19	per leg
TF1	Tufting - single seat	\$212	
TF2	Tufting - two seat	\$382	
TF3	Tufting - three seat	\$546	

DIMENSIONS	Ottoman
Overall Depth:	20"
Overall Width:	22"
Overall Height:	16"
Qty./Wt. per carton:	1 ea./35 lbs.



OTTOMAN

MODEL / DESCRIPTION / LIST PRICING



6426-M Ottoman Metal Legs

COM Yardage: 1.5 Yards.

COM	GR1	GR2	GR3	GR4	GR5	GR6	GR7	GR8	GR9	GR10	LEA
\$1189	\$1272	\$1323	\$1374	\$1430	\$1488	\$1546	\$1609	\$1673	\$1740	\$1811	\$2138



6426-W Ottoman Wood Legs

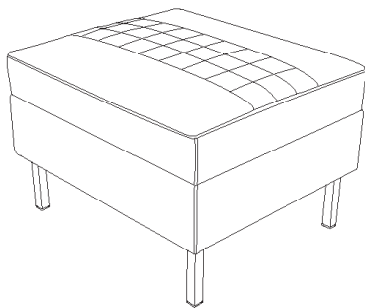
COM Yardage: 1.5 Yards.

COM	GR1	GR2	GR3	GR4	GR5	GR6	GR7	GR8	GR9	GR10	LEA
\$1258	\$1348	\$1401	\$1457	\$1515	\$1575	\$1639	\$1705	\$1773	\$1844	\$1918	\$2266

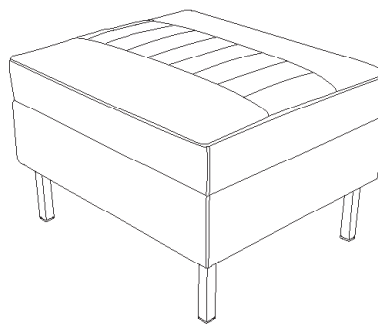
TUFTING

Choose from 2 Tufting Shapes:

Tufting for all lounge, ottoman and bench series are available in 2 designs.
Please specify Square or Vertical when ordering.



square



vertical

OPTIONS

Add upcharge to list price and code to model number

FR	CAL 133 (TB 133) Fire Retardant per yard.	\$101	/yd.
MB	Moisture Barrier (up to 60" overall width)	\$141	ea.

PCL	Polished chrome leg (Ottoman)	\$99	
TFO	Ottoman tufting	\$175	

DIMENSIONS	Single Seat	Two Seat	Three Seat
Seat Depth:	21"	21"	21"
Seat Height:	18"	18"	18"
Seat Width:	23"	46.5"	70"
Arm Height:	28"	28"	28"
Overall Depth:	30.5"	30.5"	30.5"
Overall Width:	28.5"	52"	75.5"
Overall Height:	32"	32"	32"
Qty./Wt.:	1 ea./75 lbs.	1 ea./95 lbs.	1 ea./120 lbs.



FRANKY SLIM ARM CHAIR
WOOD LEGS - OPTIONAL WOOD ARM CAPS



TWO SEAT FRANKY SLIM LOUNGE
WOOD LEGS - OPTIONAL WOOD ARM CAPS

MODEL / DESCRIPTION / LIST PRICING



6420-W Single Seat Lounge

COM Yardage: Arms 3 Yds. pair / Frame: 1 Yd. / Seat/Back Pillow: 2.5 Yds.

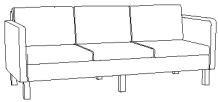
COM	GR1	GR2	GR3	GR4	GR5	GR6	GR7	GR8	GR9	GR10	LEA
\$2142	\$2293	\$2385	\$2479	\$2579	\$2682	\$2789	\$2902	\$3018	\$3139	\$3264	\$3857



6422-W Two Seat Lounge

COM Yardage: Arms 3 Yds. pair / Frame: 1.5 Yds. / Seat/Back Pillow: 5 Yds.

COM	GR1	GR2	GR3	GR4	GR5	GR6	GR7	GR8	GR9	GR10	LEA
\$2846	\$3046	\$3168	\$3295	\$3427	\$3564	\$3707	\$3854	\$4008	\$4168	\$4335	\$5125



6424-W Three Seat Lounge


COM Yardage: Arms 3 Yds. pair / Frame: 2 Yds. / Seat/Back Pillow: 7.5 Yds.

COM	GR1	GR2	GR3	GR4	GR5	GR6	GR7	GR8	GR9	GR10	LEA
\$3512	\$3771	\$3929	\$4092	\$4263	\$4441	\$4627	\$4817	\$5018	\$5225	\$5440	\$6463

TUFTING

Choose from 2 Tufting Shapes:

Tufting for all lounge, ottoman and bench series are available in 2 designs. Please specify Square or Vertical when ordering.



square



vertical

OPTIONS

Add upcharge to list price and code to model number

FR	CAL 133 (TB 133) Fire Retardant per yard	\$101	/yd.
MB	Moisture Barrier (up to 60" overall width)	\$141	ea.
MB60	Moisture Barrier (over 60" overall width)	\$225	ea.
2FO	Two fabric option	\$110	

TF1	Tufting - single seat	\$212	
TF2	Tufting - two seat	\$382	
TF3	Tufting - three seat	\$546	
WAC	Wood Arm Caps	\$85	ea.

DIMENSIONS	2-Seat Bench	3-Seat Bench
Overall Depth:	20"	20"
Overall Width:	42"	60"
Overall Height:	18"	18"
Qty./Wt. per carton:	1 ea./55 lbs.	1 ea./80 lbs.

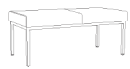


2 SEAT BENCH
WITH OPTIONAL TUFTING



3 SEAT BENCH
WITH OPTIONAL TUFTING

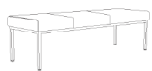
MODEL / DESCRIPTION / LIST PRICING



6428-M 2 Seat Bench

COM Yardage: 2 Yards.

COM	GR1	GR2	GR3	GR4	GR5	GR6	GR7	GR8	GR9	GR10	LEA
\$1831	\$1959	\$2037	\$2118	\$2204	\$2292	\$2384	\$2478	\$2578	\$2682	\$2789	\$3296



6429-M 3 Seat Bench

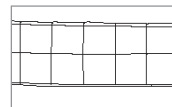
COM Yardage: 3 Yards.

COM	GR1	GR2	GR3	GR4	GR5	GR6	GR7	GR8	GR9	GR10	LEA
\$2394	\$2560	\$2662	\$2770	\$2881	\$2996	\$3115	\$3241	\$3370	\$3504	\$3644	\$4308

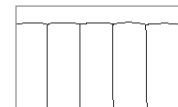
TUFTING

Choose from 2 Tufting Shapes:

Tufting for all lounge, ottoman and bench series are available in 2 designs. Please specify Square or Vertical when ordering.



square



vertical

OPTIONS

Add upcharge to list price and code to model number

FR	CAL 133 (TB 133) Fire Retardant per yard.	\$101	/yd.
MB	Moisture Barrier (up to 60" overall width)	\$141	ea.
MB60	Moisture Barrier (over 60" overall width)	\$225	ea.

TF2	Two seat bench tufting	\$315	
TF3	Three seat bench tufting	\$420	

GEOMETRA UPHOLSTERED W/TABLE TOPS

Geometra Upholstered Tables feature fully upholstered sides with laminate table tops standard. Available in shapes of circles, squares and triangles.



GEOMETRA SQUARE



GEOMETRA ROUND

ORDERING INFORMATION

- | | |
|--|----------------------------------|
| 1) Series Name | 6) Table Top Material and Finish |
| 2) Model Number | 7) 3MM Edge Selection |
| 3) Quantity | 8) Optional Items |
| 4) Fabric Grade and Number | |
| 5) Contrasting Fabric Grade and Number | |

GEOMETRA TABLE SPECIFICATIONS

Table Top

Table core is CARB Phase I & Phase II Compliant. Laminate, wood veneer and phenolic backing are glued with water based adhesives.

ERG offers over 1000 standard laminate choices from Nevamar, Wilsonart, Formica and Pionite with 3MM PVC edge.

Wood veneer, solid surface, 3form Chroma and stone table tops will be quoted upon request.

Frame

Frame assembly is constructed of solid and multi-ply hardwood milled on 4 sides to 1" thickness.

Glides

Tables come with factory installed, 2" nylon glides in black. Optional metal and wood legs are available.

Upholstery

Geometra can be upholstered in choice of fabric, vinyl, crypton, leather or Customers Own Material. Foam is bonded to all sides of hardwood frame. Two fabric design is available in square and circle occasional tables and three fabric design is available for triangular occasional tables.

NOTE: all adhesives used in ERG manufacturing are water based, non-toxic and 100% environmentally friendly.

SOFT SEATING	WEIGHT LIMIT
1 Seat	500 lbs.


OPTIONS

- CODE: FR - CAL 133 (TB 133) Fire Retardant - per yard
- CODE: WOD - Maple Wood Legs
- CODE: ML - Metal Legs
- CODE: 2FO - Two Fabric Option
- CODE: 3FO - Three Fabric Option
- CODE: SST - Solid Surface top
- CODE: E3A - Edge 3A 3MM PVC Woodtone
- CODE: E4B - Edge 4B Multi-Ply Wood Exposed Core
- TABLE ACCESSORIES - Wire Management, Power & Communication Options - See accessories online under 'Products' tab.

Note: Factory installed power/data available, See accessories online under 'Products' tab.



MAPLE WOOD LEGS



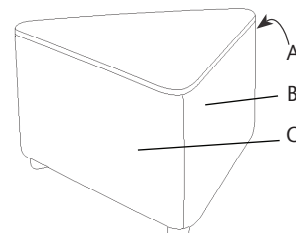
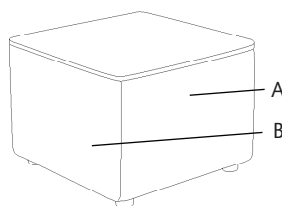
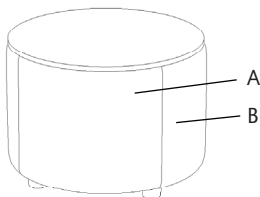
ELECTRICAL / DATA

TWO & THREE FABRIC DESIGN

Due to the geometric design options it is necessary to **include with your order a sketch/layout** to specify which fabric is to be used on each area of the Geometra. Use the callouts shown below to define fabric areas in your sketch.

Laminate Top Note:

Table tops are 3/4" laminate with multi-ply edge



Three Fabric Design for the triangle shape only

DIMENSIONS	Circle Table	Triangle Table	Square Table
Overall Depth:	24", 30", 36"	29"	24", 29"
Overall Width:	24", 30", 36"	29"	24", 29"
Overall Height:	18"	18"	18"
Qty./Wt.:	1 ea./39 lbs.	1 ea./45 lbs.	1 ea./65 lbs.



SQUARE GEOMETRA WITH LAMINATE TOP

Laminate Top Note:

- Tops are 3/4" laminate
- Std with 2B 3mm solid PVC
- Upcharge for these edges
 - 3A - 3mm Woodtone
 - 4B - Multi-Exposed core

MODEL / DESCRIPTION / LIST PRICING



580 24" Circle Table with Laminate Top (4 legs) COM Yardage: 1.5 Yds.

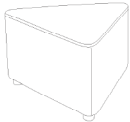
COM	GR1	GR2	GR3	GR4	GR5	GR6	GR7	GR8	GR9	GR10	LEA
\$1922	\$2057	\$2139	\$2224	\$2314	\$2405	\$2502	\$2602	\$2707	\$2816	\$2928	\$3460

582 30" Circle Table with Laminate Top (4 legs) COM Yardage: 1.75 Yds.

COM	GR1	GR2	GR3	GR4	GR5	GR6	GR7	GR8	GR9	GR10	LEA
\$2309	\$2470	\$2568	\$2671	\$2778	\$2889	\$3005	\$3125	\$3250	\$3380	\$3516	\$4155

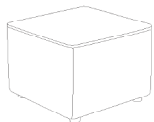
584 36" Circle Table with Laminate Top (4 legs) COM Yardage: 2.5 Yds.

COM	GR1	GR2	GR3	GR4	GR5	GR6	GR7	GR8	GR9	GR10	LEA
\$2644	\$2828	\$2940	\$3058	\$3181	\$3308	\$3441	\$3578	\$3722	\$3871	\$4026	\$4758



586 29" Triangle Table with Laminate Top (3 legs) COM Yardage: 2 Yds.

COM	GR1	GR2	GR3	GR4	GR5	GR6	GR7	GR8	GR9	GR10	LEA
\$2357	\$2522	\$2624	\$2727	\$2836	\$2951	\$3068	\$3191	\$3318	\$3450	\$3588	\$4243



588 24" Square Table with Laminate Top (4 legs) COM Yardage: 1.5 Yds.

COM	GR1	GR2	GR3	GR4	GR5	GR6	GR7	GR8	GR9	GR10	LEA
\$1882	\$2011	\$2091	\$2175	\$2264	\$2354	\$2448	\$2545	\$2647	\$2753	\$2863	\$3385

590 29" Square Table with Laminate Top (4 legs) COM Yardage: 2 Yds.

COM	GR1	GR2	GR3	GR4	GR5	GR6	GR7	GR8	GR9	GR10	LEA
\$2294	\$2454	\$2552	\$2654	\$2761	\$2872	\$2987	\$3106	\$3231	\$3359	\$3494	\$4130

OPTIONS

Add upcharge to list price and code to model number

FR	CAL 133 (TB 133) Fire Retardant - per yard	\$101	/yd.
WOD	Solid Maple Wood Legs	\$27	ea.
ML	Metal Legs	\$27	ea.
2FO	Two Fabric Option	\$110	


3FO	Three Fabric Option	\$166	
SST	Solid Surface top	Call	
E3A	3A PVC 3MM Woodtone Table Edge	\$90	
E4B	4B Exposed Multi-Ply Table Edge	\$164	

GEOMETRA

The Geometra decorative ottoman features seating in shapes of circles, squares and triangles. Two fabric design is standard for Geometra square and circle. Three fabrics design is standard for Geometra triangle.



36" GEOMETRA CIRCLE
WITH STANDARD 2 FABRIC DESIGN



SQUARE GEOMETRA
WITH OPTIONAL HINGED STORAGE

ORDERING INFORMATION

To Order Please Specify:

- | | |
|--------------------------------------|--|
| 1) Series Name | 6) Sketch for contrasting fabric placement |
| 2) Model Number | 7) Optional Items |
| 3) Quantity | |
| 4) Fabric Grade & Number | |
| 5) Contrasting Fabric Grade & Number | |

GEOMETRA GENERAL SPECIFICATIONS

Frame Construction

Frame assembly is constructed of multi-ply hardwood, with tongue and groove construction. No sag-springs are installed in seat along with interlocking helicoil springs to prevent sagging and provide additional seat support. Each modular unit consists of two individual components bolted together.

Upholstery

All foam is fully bonded to frame. Two fabric design is standard in square and circle ottomans and three fabric design is standard for triangle ottomans. Seat cushions are 4" graded high resiliency (H.R.) block foam, covered entirely with special bonded polyester fiber to protect final upholstery. ERG uses only water based glues and adhesives in our upholstery process. Seat and back are covered in choice of fabric, vinyl, crypton, leather or COM.

Glides

Benches come with factory installed, 2" nylon glides in black.

Warranty

ERG offers a lifetime warranty on all foam and frames.

COLORS / FINISHES

Contrasting Fabric

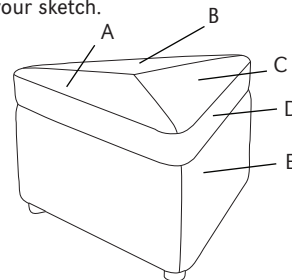
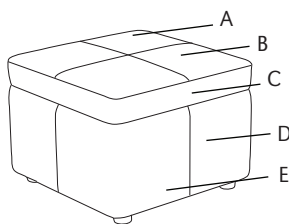
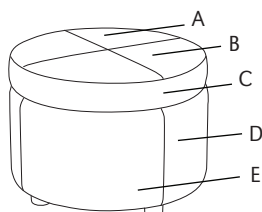
Contrasting fabric and designs are included in List Price.

OPTIONS

- CODE: FR - CAL 133 (TB 133) Fire Retardant per yard
- CODE: MB - Moisture Barrier (up to 60" overall width)
- CODE: HS - Hinged Storage
- CODE: SBH - Special Height
- CODE: WOD - Solid Maple Wood Legs
- CODE: 2FO - Two Fabric Option
- CODE: 3FO - Three Fabric Option


TWO & THREE FABRIC DESIGN

Due to the geometric design options it is necessary to include with your order a **sketch/layout** to specify which fabric is to be used on each area of the Geometra. Use the callouts shown below to define fabric areas in your sketch.



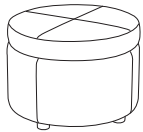
Three Fabric Design for the triangle shape only

DIMENSIONS	24" Circle	30" Circle	36" Circle	24" Square	29" Square	29" Side Triangle
Overall Width:	24"	30"	36"	24"	29"	29"
Overall Depth:	24"	30"	36"	24"	29"	29"
Seat Height:	18"	18"	18"	18"	18"	18"
Qty./Wt.:	1 ea./25 lbs.	1 ea./35 lbs.	1 ea./47 lbs.	1 ea./32 lbs.	1 ea./40 lbs.	1 ea./25 lbs.



SIX TRIANGLE CONFIGURATION

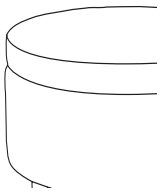
MODEL / DESCRIPTION / LIST PRICING



570 Round - 24" diameter (4 legs)

COM Yardage: 2.5 Yds. / Seat: 1.5 Yds. each of two colors

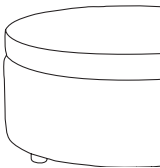
COM	GR1	GR2	GR3	GR4	GR5	GR6	GR7	GR8	GR9	GR10	LEA
\$1726	\$1845	\$1919	\$1997	\$2077	\$2159	\$2246	\$2335	\$2428	\$2527	\$2628	\$3106



571 Round - 30" diameter (4 legs)

COM Yardage: 3 Yds. / Seat: 1.5 Yds. each of two colors

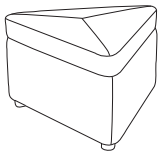
COM	GR1	GR2	GR3	GR4	GR5	GR6	GR7	GR8	GR9	GR10	LEA
\$2079	\$2225	\$2315	\$2407	\$2503	\$2602	\$2708	\$2816	\$2928	\$3045	\$3167	\$3744



572 Round - 36" diameter (4 legs)

COM Yardage: 4 Yds. / Seat: 2 Yds. each of two colors

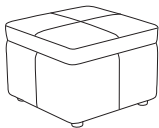
COM	GR1	GR2	GR3	GR4	GR5	GR6	GR7	GR8	GR9	GR10	LEA
\$2345	\$2510	\$2611	\$2715	\$2825	\$2937	\$3054	\$3177	\$3302	\$3434	\$3573	\$4222



574 Triangle - 29" each side (3 legs)

COM Yardage: 2.5 Yds. / Seat: 1.25 Yds. each of two colors

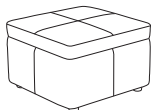
COM	GR1	GR2	GR3	GR4	GR5	GR6	GR7	GR8	GR9	GR10	LEA
\$2079	\$2225	\$2315	\$2407	\$2503	\$2602	\$2708	\$2816	\$2928	\$3045	\$3167	\$3744



576 Square - 24" square (4 legs)

COM Yardage: 2.5 Yds. / Seat: 1.25 Yds. each of two colors

COM	GR1	GR2	GR3	GR4	GR5	GR6	GR7	GR8	GR9	GR10	LEA
\$1683	\$1801	\$1873	\$1949	\$2026	\$2107	\$2193	\$2279	\$2371	\$2466	\$2564	\$3031



578 Square - 29" square (4 legs)

COM Yardage: 3 Yds. / Seat: 1.5 Yds. each of two colors

COM	GR1	GR2	GR3	GR4	GR5	GR6	GR7	GR8	GR9	GR10	LEA
\$2021	\$2161	\$2248	\$2337	\$2431	\$2530	\$2630	\$2736	\$2845	\$2960	\$3077	\$3637

OPTIONS

Add upcharge to list price and code to model number

FR	CAL 133 (TB 133) Fire Retardant - per yd.	\$101	/yd.
MB	Moisture Barrier (up to 60" overall width)	\$141	ea.
HS	Hinged Storage - per unit	\$506	
SBH	Special Height - per unit	\$332	

WOD	Solid Maple Wood Legs	\$27	ea.
2FO	Two Fabric Option	\$110	
3FO	Three Fabric Option	\$166	

GOBI SERIES

The Gobi chair features a two piece polypropylene shell with a textured back and a clean out feature. Frames are available in standard polished chrome or optional powder coat color finishes.



ORDERING INFORMATION

To Order Please Specify:

- 1) Series Name
- 2) Model Number
- 3) Quantity
- 4) Shell Color
- 5) Optional Powder Coat Color
- 6) Fabric Grade & Number
- 7) Optional Items

COLORS / FINISHES

Frame Finish Colors:

Standard polished chrome frame finish.

5 Shell Colors:

- Black
- Green
- Light Gray
- White
- Navy Blue

CHAIRS	WEIGHT LIMIT
Metal Legs	350 lbs.



4 LEG



SLED BASE

GOBI GENERAL SPECIFICATIONS

Shell

- Gobi polypropylene chairs feature a contoured, textured backrest.
- Horizontal channel design - seat and back.
Note: Molded polypropylene material is shatter proof and scratch resistant. Gentle flex back.

Upholstery

- Seat is upholstered over 1/2" foam.
- Seat can be upholstered with choice of fabric, vinyl, crypton, leather or approved COM.

Frame - Four Leg

- Chair frames are made of .625" diameter, 14 gauge steel tubing with hand brazed welds. Adjustable steel glides are standard.

Frame - Sled Base

- Chair frames are made of .50" diameter, 14 gauge solid steel with hand brazed welds. (Glides Optional)

Glides

- Factory installed self leveling steel glides on 4-leg models.

Stacking

- Sled base – all poly ON FLOOR: **8 high**
- Sled base – with upholstered seat ON FLOOR: **5 high**
- Sled base – all poly ON DOLLY: **45 high**
- Sled base – with upholstered seat ON DOLLY: **25 high**
- 4-leg base – all poly ON FLOOR: **8 high**
- 4-leg base – with upholstered seat ON FLOOR: **6 high**
- 4-leg base – all poly ON DOLLY: **25 high**
- 4-leg base – with upholstered seat ON DOLLY: **15 high**
- Bar Stools – **all models** ON FLOOR: **4 high**

Underseat

- **Plastic underseat to protect upholstery is standard**

NOTE: WE DO NOT RECOMMEND POWDER COAT ON THE SLED BASE FOR STACKING

OPTIONS

- CODE: GWB - Basket (Removable Type) (For use on Gobi sled only)
- CODE: GRG - Poly Glides (4 Leg)
- CODE: GPG - Clear Plastic Glides (Sled Base)
- CODE: GSG - Sled Base Ganging Device
- CODE: SF - Powder Coat Frame Color (No Charge)
- CODE: FR - CAL 133 (TB 133) Fire Retardant
- CODE: MBC - Moisture Barrier Chair
- CODE: SH - Specialty Height (any custom height)



Optional Poly Glides



Optional Clear Plastic Glides



Optional Ganging Device Clear Plastic

DIMENSIONS	sled base	sled base dolly
Seat Width:	17"	-
Seat Depth:	19"	-
Seat Height:	18"	-
Overall Height:	33"	22"
Overall Width:	22"	26"
Overall Depth:	19"	36.5"
Qty./Wt. per carton:	3 ea./48 lbs.	1 ea./62 lbs.



SLED BASE
STACKS UP TO 45 HIGH ON DOLLY



UPHOLSTERED SEAT

MODEL / DESCRIPTION / LIST PRICING



7330 Sled Base



Chair
\$277

SLED BASE STACKS 45 HIGH ON DOLLY



7330-U Sled Base - Upholstered Seat

COM Yardage: 0.75 Yard

COM	GR1	GR2	GR3	GR4	GR5	GR6	GR7	GR8	GR9	GR10	LEA
\$373	\$399	\$416	\$430	\$448	\$466	\$485	\$505	\$525	\$547	\$568	\$671

UPHOLSTERED SLED BASE STACKS 25 HIGH ON DOLLY



7346 Dolly (sled base)

Dolly
\$969

OPTIONS

Add upcharge to list price and code to model number

GPG	Clear Plastic Glides	\$14	
GSG	Sled Base Ganging Device	\$19	
FR	CAL 133 (TB 133) Fire Retardant per yard.	\$101	/yd.

MBC	Moisture Barrier Chair	\$72	ea.
SF	Powder Coat	No Charge	

DIMENSIONS	4-Leg	4-Leg w/Arms	4-leg dolly
Seat Width:	17"	17"	-
Seat Depth:	19"	19"	-
Seat Height:	18"	18"	-
Arm Height:	-	26"	-
Overall Height:	33.5"	33.5"	22"
Overall Width:	23"	23"	26"
Overall Depth:	22"	22"	36.5"
Qty./Wt. per carton:	3 ea./48 lbs.	3 ea./48 lbs.	1 ea./62 lbs.



4-LEG CHAIR



4-LEG CHAIR W/ARMS

MODEL / DESCRIPTION / LIST PRICING



7336 4 Leg (Wall Saver) (STACKER)



Chair
\$321



7332-U 4 leg - Upholstered Seat (Wall Saver) (STACKER)

COM Yardage: 0.75 Yard

COM	GR1	GR2	GR3	GR4	GR5	GR6	GR7	GR8	GR9	GR10	LEA
\$418	\$446	\$464	\$483	\$502	\$524	\$543	\$565	\$587	\$611	\$636	\$752



7338 4 Leg with Arms (Wall Saver) (STACKER)



Chair
\$387



7338-U 4 leg with Arms - Upholstered Seat (Wall Saver) (STACKER)

COM Yardage: 0.75 Yard

COM	GR1	GR2	GR3	GR4	GR5	GR6	GR7	GR8	GR9	GR10	LEA
\$483	\$516	\$537	\$559	\$581	\$604	\$629	\$654	\$679	\$707	\$736	\$868



7346-4L Dolly (4-leg base)

Dolly
\$969

OPTIONS

Add upcharge to list price and code to model number

GRG	Poly Glides	\$12	
FR	CAL 133 (TB 133) Fire Retardant per yard.	\$101	/yd.

MBC	Moisture Barrier Chair	\$72	ea.
SF	Powder Coat Finish	No Charge	

TABLET ARM & BASKET ARE NOT AVAILABLE ON 4 LEG

GOBI CHAIR SERIES
4 LEG BAR STOOL AND COUNTER STOOL

DIMENSIONS	Stool	Counter Height
Seat Width:	17"	17"
Seat Depth:	19"	19"
Seat Height:	29.5"	24"
Back Height:	44"	38.5"
Overall Width:	20"	20"
Overall Depth:	20"	20"
Qty./Wt. per carton:	2 ea./48 lbs.	2 ea./48 lbs.



BAR STOOLS STACKED



COUNTER HEIGHT STOOL

MODEL / DESCRIPTION / LIST PRICING



7340 4 Leg Bar Stool (STACKER)



Chair
\$551



7340-U 4 leg Bar Stool - Upholstered Seat (STACKER)

COM Yardage: 0.75 Yard

COM	GR1	GR2	GR3	GR4	GR5	GR6	GR7	GR8	GR9	GR10	LEA
\$647	\$691	\$719	\$749	\$779	\$809	\$842	\$876	\$911	\$948	\$985	\$1163



7342 4 leg Counter Height (STACKER)

Chair
\$590



7342-U 4 leg Counter Height - Upholstered Seat (STACKER)

COM Yardage: 0.75 Yard

COM	GR1	GR2	GR3	GR4	GR5	GR6	GR7	GR8	GR9	GR10	LEA
\$686	\$734	\$763	\$794	\$825	\$859	\$893	\$929	\$966	\$1003	\$1043	\$1234

OPTIONS

Add upcharge to list price and code to model number

GRG	Poly Glides	\$12	
FR	CAL 133 (TB 133) Fire Retardant per yard.	\$101	/yd.
MBC	Moisture Barrier Chair	\$72	ea.

SF	Powder Coat Finish	No Charge
SH	Specialty Height (any custom height)	\$32

DIMENSIONS	Sled Base Stool
Seat Width:	17"
Seat Depth:	19"
Seat Height:	29.5"
Back Height:	44"
Overall Width:	20"
Overall Depth:	20"
Qty./Wt. per carton:	2 ea./48 lbs.



SLED BASE BAR STOOL WITH
OPTIONAL CLEAR PLASTIC GLIDES

MODEL / DESCRIPTION / LIST PRICING



7344 Sled Bar Stool (STACKER)

Chair
\$512



7344-U Sled Bar Stool - Upholstered Seat (STACKER)

COM Yardage: 0.75 Yard

COM	GR1	GR2	GR3	GR4	GR5	GR6	GR7	GR8	GR9	GR10	LEA
\$607	\$650	\$676	\$704	\$731	\$760	\$792	\$823	\$854	\$890	\$926	\$1094

OPTIONS

Add upcharge to list price and code to model number

GPG	Clear Plastic Glides	\$14	
FR	CAL 133 (TB 133) Fire Retardant per yard.	\$101	/yd.

MBC	Moisture Barrier Chair	\$72	ea.
SF	Powder Coat Finish	No Charge	


DIMENSIONS	Sled Base	Upholstered Sled Base
Overall Height:	96"	82"
Overall Width:	27"	27"
Overall Depth:	45"	40"

NOTE: A STACK OF 45 SLED BASE CHAIRS HAVE A HEIGHT OF 84" ON DOLLY

NOTE: A STACK OF 25 4 LEG CHAIRS HAVE A HEIGHT OF 72" ON DOLLY



4 LEGGED BASE STACKS UP TO 8 HIGH ON FLOOR



DOLLY STACKS UP TO 45 HIGH ON SLED BASE



STEEL GLIDES INSTALLED ARE STANDARD



DOLLY STACKS UP TO 25 HIGH ON 4 LEGGED BASE

STACKING CAPACITY (ARMLESS VERSIONS)	STACKS
Sled Base - Poly On Floor	8
Sled Base - Upholstered Seat On Floor	5
Sled Base - Poly On Dolly	45
Sled Base - Upholstered Seat On Dolly	25

STACKING CAPACITY (ARMLESS VERSIONS)	STACKS
4-Leg Base - Poly On Floor	8
4-Leg Base - Upholstered Seat On Floor	6
4-Leg Base - Poly On Dolly	25
4-Leg Base - Upholstered Seat On Dolly	15

HARMONY

Harmony Series cast iron table bases have a trumpet shape. Choose a large selection of laminate or wood veneer tops. All standard powder coat paint colors available.



HARMONY CAFÉ TABLE



HARMONY WITH CORIAN TOP

ORDERING INFORMATION

- | | |
|-----------------|------------------------------|
| 1) Series Name | 5) Metal Finish |
| 2) Model Number | 6) Laminate Selection & No. |
| 3) Size | 7) Edge Style Code and Color |
| 4) Quantity | 8) Optional Items |

HARMONY BASE SPECIFICATIONS

Harmony Base

- Table Height** Table height is 28" to 30" depending on table top specified. Bar Height table is 42".
- Column** 2" diameter column on 18" and 22" bases
3" diameter column on 30" bases
- Plate** 10" x 10" square • 12" X 12" square
14" X 14" square • 24" x 24" square
- Base** One piece steel trumpet base with 18" or 24" diameter base with padded floor ring.

FINISHES

Table Base

Finished in your choice of standard powder coat colors. For colors refer to "Color Selections" brochure. For actual color samples, please call Customer Service.

Laminate/Veneer Selections

ERG offers over 1000 standard laminate choices from Nevamar, Wilsonart, Formica and Pionite. Wood veneer is available in transparent stain colors - custom stain matching available.

OPTIONS

- CODE: GD3 - Flat Ganging Device for Café & Training Tables
- CODE: STH - Special Table Height (any table height other than 29" or bar height)
- CODE: ULW - Ultra Lightweight Top
- CODE: RAD - 3" Radius Corners for 3MM Edge



HARMONY CAFÉ TABLE

MODEL / DESCRIPTION / LIST PRICING

HARMONY | CAFÉ | ROUND TOP

	Model Number	Table Top Size	Shpg. Wght.	Base Spread	LAMINATE TOP ASSORTED EDGES							VENEER TOP	
					GRP 1	GRP 2	GRP 3	GRP 4	GRP 5	GRP 6	GRP 7	GRP 8	GRP 9
ROUND	HAR24D	24" Dia.	34	18"	\$899	\$909	\$994	\$1066	\$1208	\$1330	\$1472	\$2253	\$2687
	HAR30D	30" Dia.	43	18"	\$970	\$984	\$1097	\$1193	\$1383	\$1541	\$1732	\$2502	\$2903
	HAR36D	36" Dia.	60	24"	\$1128	\$1148	\$1280	\$1397	\$1628	\$1821	\$2050	\$2927	\$3377
	HAR42D	42" Dia.	130	24"	\$1278	\$1304	\$1480	\$1628	\$1929	\$2179	\$2478	\$3393	\$3831
	HAR48D	48" Dia.	130	30"	\$1585	\$1614	\$1825	\$2008	\$2371	\$2673	\$3040	\$4188	\$4747

HARMONY | CAFÉ | SQUARE TOP

	Model Number	Table Top Size	Shpg. Wght.	Base Spread	LAMINATE TOP ASSORTED EDGES							VENEER TOP	
					GRP 1	GRP 2	GRP 3	GRP 4	GRP 5	GRP 6	GRP 7	GRP 8	GRP 9
SQUARE	HAR24S	24" Sq.	43	18"	\$905	\$918	\$1006	\$1080	\$1230	\$1354	\$1503	\$2282	\$2713
	HAR2430S	24x30 Sq.	53	18"	\$949	\$964	\$1065	\$1152	\$1326	\$1471	\$1647	\$2424	\$2840
	HAR30S	30" Sq.	76	18"	\$975	\$992	\$1101	\$1199	\$1389	\$1549	\$1737	\$2514	\$2920
	HAR36S	36" Sq.	76	24"	\$1140	\$1160	\$1299	\$1417	\$1654	\$1852	\$2089	\$2965	\$3413
	HAR42S	42" Sq.	76	30"	\$1480	\$1503	\$1679	\$1827	\$2131	\$2379	\$2680	\$3833	\$4428

HARMONY | CAFÉ | RECTANGLE TOP

	Model Number	Table Top Size	Shpg. Wght.	Base Spread	LAMINATE TOP ASSORTED EDGES							VENEER TOP	
					GRP 1	GRP 2	GRP 3	GRP 4	GRP 5	GRP 6	GRP 7	GRP 8	GRP 9
RECTANGLE	HAR2448	24x48 Sq.	76	2-18"	\$1403	\$1424	\$1553	\$1666	\$1891	\$2078	\$2302	\$3522	\$4200
	HAR2460	24x60 Sq.	115	2-18"	\$1562	\$1584	\$1730	\$1855	\$2106	\$2316	\$2568	\$3924	\$4675
	HAR2472	24x72 Sq.	115	2-18"	\$1719	\$1770	\$1923	\$2125	\$2608	\$2734	\$2989	\$5315	\$7324
	HAR3048	30x48 Sq.	137	2-18"	\$1568	\$1589	\$1737	\$1863	\$2118	\$2330	\$2584	\$3940	\$4691
	HAR3060	30x60 Sq.	148	2-18"	\$1622	\$1645	\$1813	\$1956	\$2243	\$2480	\$2767	\$4120	\$4851
	HAR3072	30x72 Sq.	148	2-18"	\$1876	\$1931	\$2104	\$2332	\$2878	\$3020	\$3306	\$5833	\$8013

OPTIONS

Add upcharge to list price and code to model number

GD3	Flat Ganging Device for Café & Training Tables	\$107	
STH	Special Table Height, (other than 29") per base.	\$169	

ULW	Ultra Lightweight Top	\$213	
RAD	3" Radius Corners for 3MM Edge	\$225	per table

MODEL / DESCRIPTION / LIST PRICING

HARMONY | CAFE | ROUND | BAR HEIGHT

● ROUND	Model Number	Table Top Size	Shpg. Wght.	Base Spread	LAMINATE TOP ASSORTED EDGES							VENEER TOP	
					GRP 1	GRP 2	GRP 3	GRP 4	GRP 5	GRP 6	GRP 7	GRP 8	GRP 9
	HARH24D	24" Dia.	40	18"	\$1081	\$1094	\$1177	\$1248	\$1393	\$1514	\$1657	\$2656	\$3230
	HARH30D	30" Dia.	55	18"	\$1152	\$1168	\$1279	\$1375	\$1566	\$1724	\$1916	\$2904	\$3449
	HARH36D	36" Dia.	63	24"	\$1504	\$1524	\$1659	\$1774	\$2006	\$2197	\$2428	\$3758	\$4504

HARMONY | CAFE | SQUARE | BAR HEIGHT

■ SQUARE	Model Number	Table Top Size	Shpg. Wght.	Base Spread	LAMINATE TOP ASSORTED EDGES							VENEER TOP	
					GRP 1	GRP 2	GRP 3	GRP 4	GRP 5	GRP 6	GRP 7	GRP 8	GRP 9
	HARH36S	36" Sq.	67	30"	\$1518	\$1535	\$1676	\$1794	\$2032	\$2230	\$2468	\$3796	\$4538

Note: Other bar height sizes available. Call for pricing.

OPTIONS

Add upcharge to list price and code to model number

GD3	Flat Ganging Device for Café & Training Tables	\$107		ULW	Ultra Lightweight Top	\$213	
STH	Special Table Height, (other than 29") per base.	\$169		RAD	3" Radius Corners for 3MM Edge	\$225	per table

HARMONY OCCASIONAL TABLE

Harmony Series features a one piece trumpet design table base with a standard powder coat finish. Choose from our large selection of laminate or wood veneer tops.



ORDERING INFORMATION

- 1) Series Name
- 2) Model Number
- 3) Quantity
- 5) Laminate / Veneer Selection
- 6) Edge Selection

HARMONY SPECIFICATIONS

Table Top

1.25" Laminate tops available with self edge. Maple wood veneer tops available with wood edge.

Table Base

Table base is one-piece steel trumpet design with standard powder coat finish. Base is 17" diameter. Protective floor felt is glued to bottom.

OPTIONS

- CODE: PC18 - Polished Chrome Base (24" and 30" dia. tops)
- CODE: PC24 - Polished Chrome Base (36" dia top)

MODEL / DESCRIPTION / LIST PRICING

HARMONY OCCASIONAL TABLES -- LAMINATE OR WOOD VENEER TOP



Model Number	Base Spread	Table Top Size	Table Height	Table Top Shape	Shipping Weight	LAMINATE EDGE 2B OR 3A	WOOD VENEER EDGE 8G
HARO24D	18" dia	24" dia.	18"	round	29 lbs	\$1109	\$1591
HARO30D	18" dia	30" dia.	18"	round	29 lbs	\$1185	\$1703
HARO36D	24" dia	36" dia.	18"	round	29 lbs	\$1308	\$1804

OPTIONS

Add upcharge to list price and code to model number

PC18	Polished Chrome Base (18" base)	\$264	PC24	Polished Chrome Base (24" base)	\$349
------	---------------------------------	-------	------	---------------------------------	-------

HAZEL

The Hazel collection delivers a great soft seating choice for a variety of applications. With its modern design and stitching details, Hazel brings style to high traffic areas and touchdown spaces. The array of products in this line include a single chair, corner, chaise and ottoman, to make any configuration work in any space. Hazel is a great spot to power up and lounge around in, for the most comfortable sit.



THREE SEAT LOUNGE WITH CHAISE - BOX ARMS

ORDERING INFORMATION

- | | |
|-----------------|----------------------------|
| 1) Series Name | 4) Fabric Grade and Number |
| 2) Model Number | 5) Leg Finish |
| 3) Quantity | 6) Optional Items |

COLORS / FINISHES

Metal Legs:
Standard powder coat color choices

HAZEL LOUNGE SPECIFICATIONS

Frame Construction

The Hazel frame is constructed of hardwood and multi-ply hardwood. We use tongue and groove, secured with glue and staples. Frames are also reinforced with corner blocks. Seat cushions are 4" graded high resiliency (H.R.) block foam with back 3" (H.R.) foam, covered entirely with special bonded polyester fiber to protect final upholstery. No sag-springs are installed in seat & back along with interlocking helicoil springs to prevent sagging and provide additional lower back and seat support.

Upholstery

Seat and back are covered in choice of fabric, vinyl, leather or COM. ERG uses only water based glues and adhesives in our upholstery process. Contrasting fabrics are available.

Legs

Metal legs are 6"L x 6"W x 1.5"H
Glides: Nylon

OPTIONS

- CODE: FR - CAL 133 (TB 133) Fire Retardant
- CODE: 2FO - Two Fabric Option
- CODE: MB - Moisture Barrier (up to 60" overall width)
- CODE: MB60 - Moisture Barrier (over 60" overall width)
- CODE: PC - Polished Chrome Legs
- CODE: WL - Wood Legs
- CODE: GD2 - Flat Ganging Device for Soft Seating
- CODE: WAC - Wood Arm Cap (Slim Arm)
- CODE: BWAC - Wood Arm Caps (Box Arm)

OPTIONAL BASE FINISHES

METAL: Polished Chrome
WOOD: All Transparent Wood Stain Colors Available

SOFT SEATING	WEIGHT LIMIT
1 Seat	500 lbs.
2 Seat	1000 lbs.
3 Seat	1500 lbs.



STANDARD
POWDER COAT LEGS



OPTIONAL
CHROME LEGS



OPTIONAL
WOOD LEGS



OPTIONAL
ARM CAPS

Note: Factory installed power/data available, see accessories online under the 'Products' tab.

DIMENSIONS	30" Straight	Corner Modular	Chaise	Backless
Inside Width:	30"	26"	30"	30"
Seat Height:	16.5"	16.5"	16.5"	16.5"
Overall Depth:	36"	36"	60"	36"
Overall Width:	30"	36"	30"	30"
Overall Height:	28.5"	28.5"	28.5"	16.5"
Qty./Wt. per carton:	1 ea./50 lbs.	1 ea./80 lbs.	1 ea./80 lbs.	1 ea./40 lbs.



CHAISE 30X60

MODEL / DESCRIPTION / LIST PRICING



2000 30" Straight (4 Legs)

COM Yardage: Total: 4 yds / Back: 2 Yds / Seat: 2 Yds

COM	GR1	GR2	GR3	GR4	GR5	GR6	GR7	GR8	GR9	GR10	LEA
\$1790	\$1860	\$1930	\$2010	\$2080	\$2160	\$2240	\$2320	\$2400	\$2480	\$2560	\$2675



2002 Corner Modular (4 Legs)

COM Yardage: Total: 6.5 yds / Back: 4 Yds / Seat: 2.5 Yds

COM	GR1	GR2	GR3	GR4	GR5	GR6	GR7	GR8	GR9	GR10	LEA
\$2390	\$2500	\$2600	\$2710	\$2810	\$2920	\$3030	\$3140	\$3250	\$3360	\$3470	\$3585



2004 Chaise 30x60 (4 Legs)

COM Yardage: Total: 5.5 yds / Back: 2 Yds / Seat: 3.5 Yds

COM	GR1	GR2	GR3	GR4	GR5	GR6	GR7	GR8	GR9	GR10	LEA
\$2327	\$2437	\$2537	\$2647	\$2747	\$2857	\$2967	\$3077	\$3187	\$3297	\$3407	\$3522



2006 30x36" Backless (4 Legs)

COM Yardage: 3 yds

COM	GR1	GR2	GR3	GR4	GR5	GR6	GR7	GR8	GR9	GR10	LEA
\$1432	\$1502	\$1552	\$1602	\$1652	\$1702	\$1752	\$1802	\$1842	\$1882	\$1922	\$2037

OPTIONS

Add upcharge to list price and code to model number

FR	CAL 133 (TB 133) Fire Retardant - per yard	\$101	/yd.
MB	Moisture Barrier - up to 60" width	\$141	ea.
2FO	Two Fabric Option	\$110	

WL	Wood Legs	\$27	ea.
PC	Polished Chrome Legs	\$39	ea.
GD2	Flat Ganging Device for Soft Seating	\$58	

DIMENSIONS	Slim	Box
Arm Width:	4"	9"
Arm Height:	22.5"	22.5"
Overall Depth:	36"	36"
Overall Width:	30"	30"
Overall Height:	28.5"	28.5"
Qty./Wt. per carton:	1 ea./20 lbs.	1 ea./25 lbs.

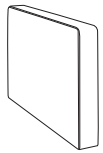


SLIM ARM



BOX ARM

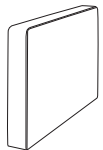
MODEL / DESCRIPTION / LIST PRICING



2007L Slim Arm - Left

COM Yardage: 2 Yds

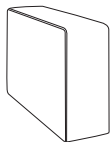
COM	GR1	GR2	GR3	GR4	GR5	GR6	GR7	GR8	GR9	GR10	LEA
\$278	\$318	\$348	\$388	\$418	\$448	\$478	\$508	\$548	\$588	\$628	\$718



2007R Slim Arm - Right

COM Yardage: 2 Yds

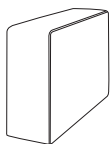
COM	GR1	GR2	GR3	GR4	GR5	GR6	GR7	GR8	GR9	GR10	LEA
\$278	\$318	\$348	\$388	\$418	\$448	\$478	\$508	\$548	\$588	\$628	\$718



2009L Box Arm - Left

COM Yardage: 2.5 Yds

COM	GR1	GR2	GR3	GR4	GR5	GR6	GR7	GR8	GR9	GR10	LEA
\$360	\$400	\$430	\$470	\$500	\$530	\$560	\$590	\$630	\$670	\$710	\$800



2009R Box Arm - Right

COM Yardage: 2.5 Yds

COM	GR1	GR2	GR3	GR4	GR5	GR6	GR7	GR8	GR9	GR10	LEA
\$360	\$400	\$430	\$470	\$500	\$530	\$560	\$590	\$630	\$670	\$710	\$800

OPTIONS

Add upcharge to list price and code to model number

FR	CAL 133 (TB 133) Fire Retardant - per yard	\$101	/yd.
----	--	-------	------

WAC	Wood Arm Cap (Slim Arm)	\$195	ea.
BWAC	Wood Arm Cap (Box Arm)	\$359	ea.

DIMENSIONS	Lounge w/ Slim Arms	Lounge w/ Box Arms	Ottoman 24"x30"	Chaise w/ Slim Arms	Chaise w/ Box Arms
Inside Width:	30"	30"	-	30"	30"
Seat Height:	16.5"	16.5"	16.5"	16.5"	16.5"
Arm Height:	22.5"	22.5"	-	22.5"	22.5"
Overall Depth:	36"	36"	24"	60"	60"
Overall Width:	38"	48"	30"	38"	48"
Overall Height:	28.5"	28.5"	16.5"	28.5"	28.5"
Qty./Wt. per carton:	1 ea./90 lbs.	1 ea./100 lbs.	1 ea./35 lbs.	1 ea./120 lbs.	1 ea./130 lbs.



LOUNGE WITH SLIM ARMS



LOUNGE WITH BOX ARMS

MODEL / DESCRIPTION / LIST PRICING



2018 Lounge with Slim Arms (4 Legs)

COM Yardage: Total: 7 yds / Back: 2 Yds / Seat: 2 Yds / Arms: 3 Yds

COM	GR1	GR2	GR3	GR4	GR5	GR6	GR7	GR8	GR9	GR10	LEA
\$2346	\$2456	\$2576	\$2676	\$2766	\$2866	\$2946	\$3046	\$3146	\$3226	\$3346	\$3546



2020 Lounge with Box Arms (4 Legs)

COM Yardage: Total: 8 yds / Back: 2 Yds / Seat: 2 Yds / Arms: 4 Yds

COM	GR1	GR2	GR3	GR4	GR5	GR6	GR7	GR8	GR9	GR10	LEA
\$2510	\$2620	\$2740	\$2840	\$2930	\$3030	\$3110	\$3210	\$3310	\$3390	\$3510	\$3710



2014 24x30" Ottoman (4 Legs)

COM Yardage: 2.5 Yds

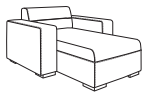
COM	GR1	GR2	GR3	GR4	GR5	GR6	GR7	GR8	GR9	GR10	LEA
\$1358	\$1428	\$1478	\$1528	\$1578	\$1628	\$1678	\$1728	\$1768	\$1808	\$1848	\$1963



2022 Chaise Lounge with Slim Arms (6 Legs)

COM Yardage: Total: 8.5 yds / Back: 2 Yds / Seat: 3.5 Yds / Arms: 3 Yds

COM	GR1	GR2	GR3	GR4	GR5	GR6	GR7	GR8	GR9	GR10	LEA
\$2883	\$2993	\$3093	\$3203	\$3303	\$3413	\$3523	\$3633	\$3743	\$3853	\$3963	\$4078



2024 Chaise Lounge with Box Arms (6 Legs)

COM Yardage: Total: 9.5 yds / Back: 2 Yds / Seat: 3.5 Yds / Arms: 4 Yds

COM	GR1	GR2	GR3	GR4	GR5	GR6	GR7	GR8	GR9	GR10	LEA
\$3047	\$3157	\$3257	\$3367	\$3467	\$3577	\$3687	\$3797	\$3907	\$4017	\$4127	\$4242

OPTIONS

Add upcharge to list price and code to model number

FR	CAL 133 (TB 133) Fire Retardant - per yard	\$101	/yd.
MB	Moisture Barrier - up to 60" width	\$141	ea.
WAC	Wood Arm Cap (Slim Arm)	\$195	ea.
BWAC	Wood Arm Cap (Box Arm)	\$359	ea.

2FO	Two Fabric Option	\$110	
WL	Wood Legs	\$27	ea.
PC	Polished Chrome Legs	\$39	ea.

DIMENSIONS	2 Seat Slim Arms	2 Seat Box Arms	3 Seat Slim Arms	3 Seat Box Arms
Inside Width:	60"	60"	90"	90"
Seat Height:	16.5"	16.5"	16.5"	16.5"
Arm Height:	22.5"	22.5"	22.5"	22.5"
Overall Depth:	36"	36"	36"	36"
Overall Width:	68"	78"	98"	108"
Overall Height:	28.5"	28.5"	28.5"	28.5"
Qty./Wt. per carton:	1 ea./140 lbs.	1 ea./150 lbs.	1 ea./190 lbs.	1 ea./200 lbs.



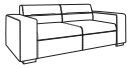
TWO SEAT LOUNGE LOVESEAT WITH SLIM ARMS

MODEL / DESCRIPTION / LIST PRICING



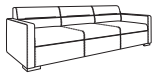
2026 Two Seat Lounge Loveseat with Slim Arms (8 Legs: 6 STD / 2 Concealed) COM Yardage: Total: 11 yds / Back: 4 Yds / Seat: 4 Yds / Arms: 3 Yds

COM	GR1	GR2	GR3	GR4	GR5	GR6	GR7	GR8	GR9	GR10	LEA
\$4196	\$4416	\$4656	\$4856	\$5036	\$5236	\$5396	\$5596	\$5796	\$5956	\$6196	\$6456



2028 Two Seat Lounge Loveseat with Box Arms (8 Legs: 6 STD / 2 Concealed) COM Yardage: Total: 12 yds / Back: 4 Yds / Seat: 4 Yds / Arms: 4 Yds

COM	GR1	GR2	GR3	GR4	GR5	GR6	GR7	GR8	GR9	GR10	LEA
\$4360	\$4580	\$4820	\$5020	\$5200	\$5400	\$5560	\$5760	\$5960	\$6120	\$6360	\$6620



2030 Three Seat Lounge Sofa with Slim Arms (12 Legs: 8 STD / 4 Concealed) COM Yardage: Total: 15 yds / Back: 6 Yds / Seat: 6 Yds / Arms: 3 Yds

COM	GR1	GR2	GR3	GR4	GR5	GR6	GR7	GR8	GR9	GR10	LEA
\$6046	\$6386	\$6746	\$7046	\$7316	\$7616	\$7856	\$8156	\$8456	\$8696	\$9056	\$9316



2032 Three Seat Lounge Sofa with Box Arms (12 Legs: 8 STD / 4 Concealed) COM Yardage: Total: 16 yds / Back: 6 Yds / Seat: 6 Yds / Arms: 4 Yds

COM	GR1	GR2	GR3	GR4	GR5	GR6	GR7	GR8	GR9	GR10	LEA
\$6210	\$6550	\$6910	\$7210	\$7480	\$7780	\$8020	\$8320	\$8620	\$8860	\$9220	\$9480

OPTIONS

Add upcharge to list price and code to model number

FR	CAL 133 (TB 133) Fire Retardant - per yard	\$101	/yd.
MB60	Moisture Barrier - over 60" width	\$225	ea.
WAC	Wood Arm Cap (Slim Arm)	\$195	ea.
BWAC	Wood Arm Cap (Box Arm)	\$359	ea.

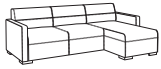
2FO	Two Fabric Option	\$110	
WL	Wood Legs	\$27	ea.
PC	Polished Chrome Legs	\$39	ea.

DIMENSIONS	Three Seat Chaise with Slim Arms	Three Seat Chaise with Box Arms
Inside Width:	90"	90"
Seat Height:	16.5"	16.5"
Arm Height:	22.5"	22.5"
Overall Depth:	60"	60"
Overall Width:	98"	108"
Overall Height:	28.5"	28.5"
Qty./Wt. per carton:	1 ea./220 lbs.	1 ea./230 lbs.



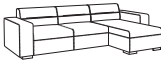
THREE SEAT LOUNGE WITH CHAISE - SLIM ARMS

MODEL / DESCRIPTION / LIST PRICING



2034 / L or R Three Seat Lounge Sofa with Chaise - Slim Arms (14 Legs: 10 STD /4 Concealed) COM Yardage: Total: 16.5 yds / Back: 6 Yds / Seat: 7.5 Yds / Arms: 3 Yds

COM	GR1	GR2	GR3	GR4	GR5	GR6	GR7	GR8	GR9	GR10	LEA
\$6583	\$6923	\$7283	\$7583	\$7853	\$8153	\$8393	\$8693	\$8993	\$9233	\$9593	\$9853



2036 / L or R Three Seat Lounge Sofa with Chaise - Box Arms (14 Legs: 10 STD /4 Concealed) COM Yardage: Total: 17.5 yds / Back: 6 Yds / Seat: 7.5 Yds / Arms: 4 Yds

COM	GR1	GR2	GR3	GR4	GR5	GR6	GR7	GR8	GR9	GR10	LEA
\$6727	\$7067	\$7427	\$7727	\$7997	\$8297	\$8537	\$8837	\$9137	\$9377	\$9737	\$9997

NOTE: SPECIFY RIGHT OR LEFT FOR CHAISE, WHEN SITTING

OPTIONS

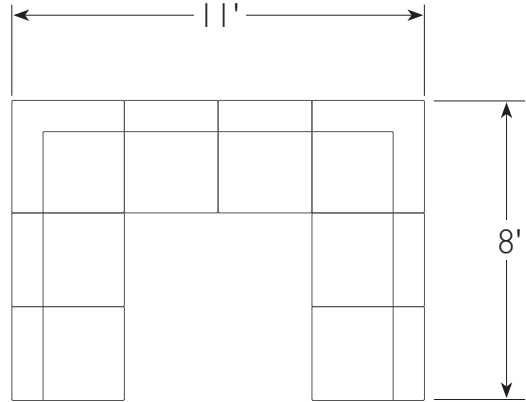
Add upcharge to list price and code to model number

FR	CAL 133 (TB 133) Fire Retardant - per yard	\$101	/yd.
MB60	Moisture Barrier - over 60" width	\$225	ea.
WAC	Wood Arm Cap (Slim Arm)	\$195	ea.
BWAC	Wood Arm Cap (Box Arm)	\$359	ea.

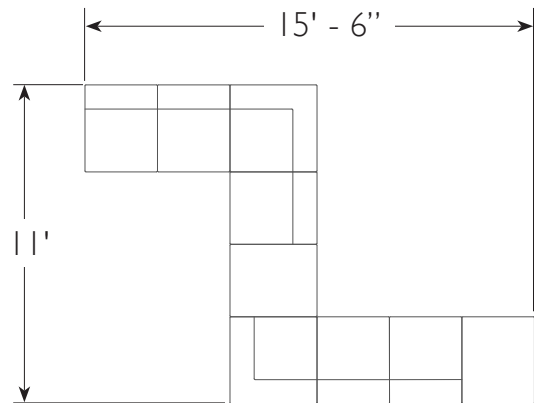
2FO	Two Fabric Option	\$110	
WL	Wood Legs	\$27	ea.
PC	Polished Chrome Legs	\$39	ea.

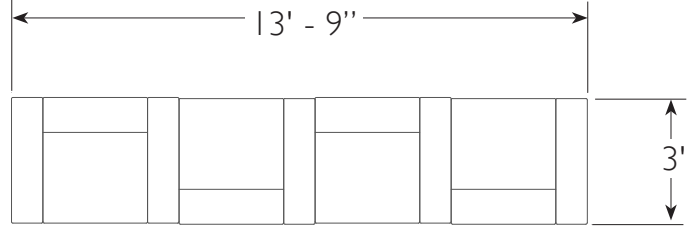


"C" CONFIGURATION

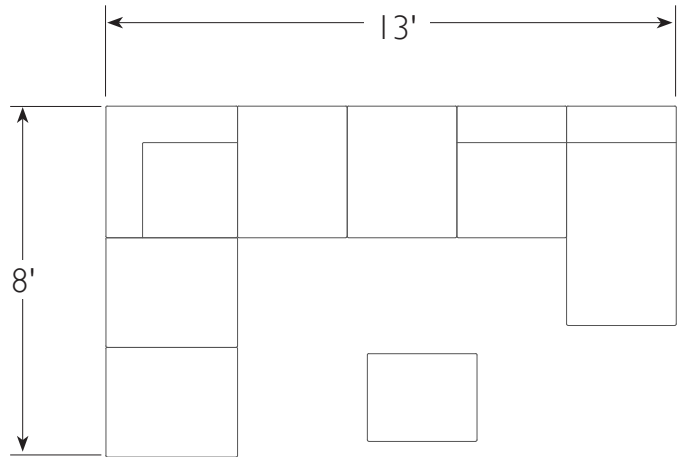


"S" CONFIGURATION





STRAIGHT LOUNGE CONFIGURATION
WITH BOX ARMS



BACKLESS MODULAR, OTTOMAN, CORNER UNIT
AND CHAISE UNIT CONFIGURATION

HERMOSA

The Hermosa tables make a beautiful statement featuring tapered metal legs and several shapes. These tables look great as standalone pieces, but also create interest when multiple tables are nested together. This collection offers six shapes in different sizes and heights along with endless finishes, allowing you to create the perfect look to personalize your space.



FINISHES SHOWN FROM LEFT TO RIGHT:

Laminate: Wilsonart Black 1595-60
Edge: 2C PVC Black
Base finish: Black matte

Laminate: Wilsonart Walnut Heights 7965K-12
Edge: 3D PVC Walnut Heights
Base finish: Polished Chrome

Laminate: Formica Brite White 459-58
Edge: 2C PVC White
Base finish: White matte

ORDERING INFORMATION

- 1) Series Name
- 2) Model Number
- 3) Size
- 4) Quantity
- 5) Laminate No. or Veneer Stain Selection
- 6) Edge Code and Color Stain
- 7) Optional Items
- 8) Solid Surface Available- Please Call

HERMOSA TABLE BASE SPECIFICATIONS

Occasional Table

Table Heights Table heights are 15", 18" or 20" depending on shape and size of top.

Base Specifications

Tapered Chrome Legs Stainless steel tube. The top is 1-1/2 inch and tapers down to 7/8 inch.

Glides The glide is 1" diameter with swivel. Adjustable glides.

TABLE TOP SPECIFICATIONS

Table Tops

.75" Table top core is CARB Phase I & Phase II Compliant. Laminate, wood veneer and phenolic backing are glued with water based adhesives.

FINISHES

Laminate/Veneer Selections

ERG offers over 1000 standard laminate choices from Nevamar, Wilsonart, Formica and Pionite. Wood veneer is available in transparent stain colors - custom stain matching available.

Edge Selections

Hermosa is offered with table edge materials of PVC and Multiply.

Table Base

Polished Chrome legs are standard

OPTIONS

- CODE: HSF - Powder Coat Color Finish



ROUND

MODEL / DESCRIPTION / LIST PRICING

HERMOSA ROUND OCCASIONAL TABLES ●

Model Number	Model Description	Table Top Size	Table Height	Number of Legs	Shpg. Weight	LAMINATE TOP EDGE 2C	LAMINATE TOP EDGE 3D	LAMINATE TOP EDGE 6F	VENEER TOP EDGE 8F	0.5" SOLID SURFACE TOP
HER20D	Occasional	20" dia.	15"	3	12 lbs.	\$658	\$708	\$908	\$1198	CALL
HER20DM	Occasional	20" dia.	18"	3	14 lbs.	\$678	\$728	\$928	\$1218	CALL
HER20DT	Occasional	20" dia.	20"	3	15 lbs.	\$698	\$748	\$948	\$1238	CALL
HER24D	Occasional	24" dia.	15"	4	16 lbs.	\$765	\$815	\$1015	\$1340	CALL
HER24DM	Occasional	24" dia.	18"	4	18 lbs.	\$785	\$835	\$1035	\$1360	CALL
HER24DT	Occasional	24" dia.	20"	4	19 lbs.	\$805	\$855	\$1055	\$1380	CALL
HER28D	Occasional	28" dia.	15"	4	20 lbs.	\$898	\$948	\$1248	\$1623	CALL
HER28DM	Occasional	28" dia.	18"	4	23 lbs.	\$918	\$968	\$1268	\$1643	CALL
HER28DT	Occasional	28" dia.	20"	4	25 lbs.	\$938	\$988	\$1288	\$1663	CALL
HER36D	Occasional	36" dia.	15"	4	28 lbs.	\$963	\$1013	\$1363	\$1813	CALL
HER36DM	Occasional	36" dia.	18"	4	31 lbs.	\$983	\$1033	\$1383	\$1833	CALL
HER36DT	Occasional	36" dia.	20"	4	33 lbs.	\$998	\$1048	\$1398	\$1848	CALL

OPTIONS

Add upcharge to list price and code to model number

HSF	Powder Coat Color (per leg)	\$32
-----	-----------------------------	------



ALMOST SQUARE

MODEL / DESCRIPTION / LIST PRICING

HERMOSA ALMOST SQUARE OCCASIONAL TABLES

Model Number	Model Description	Table Top Size	Table Height	Number of Legs	Shpg. Weight	LAMINATE TOP EDGE 2C	LAMINATE TOP EDGE 3D	LAMINATE TOP EDGE 6F	VENEER TOP EDGE 8F	0.5" SOLID SURFACE TOP
HER20AS	Occasional	20" x 20"	15"	4	12 lbs.	\$718	\$768	\$968	\$1258	CALL
HER20ASM	Occasional	20" x 20"	18"	4	14 lbs.	\$738	\$788	\$988	\$1278	CALL
HER20AST	Occasional	20" x 20"	20"	4	15 lbs.	\$758	\$808	\$1008	\$1298	CALL
HER24AS	Occasional	24" x 24"	15"	4	16 lbs.	\$823	\$873	\$1073	\$1398	CALL
HER24ASM	Occasional	24" x 24"	18"	4	18 lbs.	\$843	\$893	\$1093	\$1418	CALL
HER24AST	Occasional	24" x 24"	20"	4	19 lbs.	\$863	\$913	\$1113	\$1438	CALL

OPTIONS

Add upcharge to list price and code to model number

HSF	Powder Coat Color (per leg)	\$32
-----	-----------------------------	------



SOFT TRIANGLE



ARROWHEAD

MODEL / DESCRIPTION / LIST PRICING

HERMOSA SOFT TRIANGLE OCCASIONAL TABLES

Model Number	Model Description	Table Top Size	Table Height	Number of Legs	Shpg. Weight	LAMINATE TOP EDGE 2C	LAMINATE TOP EDGE 3D	LAMINATE TOP EDGE 6F	VENEER TOP EDGE 8F	0.5" SOLID SURFACE TOP
HER20ST	Occasional	20" sides	15"	3	12 lbs.	\$738	\$788	\$988	\$1278	CALL
HER20STM	Occasional	20" sides	18"	3	14 lbs.	\$758	\$808	\$1008	\$1298	CALL
HER20STT	Occasional	20" sides	20"	3	15 lbs.	\$778	\$828	\$1028	\$1318	CALL
HER24ST	Occasional	24" sides	15"	3	16 lbs.	\$803	\$853	\$1053	\$1378	CALL
HER24STM	Occasional	24" sides	18"	3	18 lbs.	\$823	\$873	\$1073	\$1398	CALL
HER24STT	Occasional	24" sides	16"	3	19 lbs.	\$843	\$893	\$1093	\$1418	CALL

HERMOSA ARROWHEAD OCCASIONAL TABLES

Model Number	Model Description	Table Top Size	Table Height	Number of Legs	Shpg. Weight	LAMINATE TOP EDGE 2C	LAMINATE TOP EDGE 3D	LAMINATE TOP EDGE 6F	VENEER TOP EDGE 8F	0.5" SOLID SURFACE TOP
HER2836ARH	Occasional	28" x 36"	15"	3	31 lbs.	\$1283	\$1333	\$1733	\$2253	CALL
HER2836ARHT	Occasional	28" x 36"	18"	3	34 lbs.	\$1303	\$1353	\$1753	\$2273	CALL
HER2842ARH	Occasional	28" x 42"	15"	3	36 lbs.	\$1357	\$1407	\$1807	\$2327	CALL
HER2842ARHT	Occasional	28" x 42"	18"	3	39 lbs.	\$1378	\$1428	\$1828	\$2348	CALL

OPTIONS

Add upcharge to list price and code to model number

HSF	Powder Coat Color (per leg)	\$32
-----	-----------------------------	------



SAIL



PEBBLE

MODEL / DESCRIPTION / LIST PRICING

HERMOSA SAIL OCCASIONAL TABLES

Model Number	Model Description	Table Top Size	Table Height	Number of Legs	Shpg. Weight	LAMINATE TOP EDGE 2C	LAMINATE TOP EDGE 3D	LAMINATE TOP EDGE 6F	VENEER TOP EDGE 8F	0.5" SOLID SURFACE TOP
HER2836SL	Occasional	28" x 36" x 40"	15"	3	31 lbs.	\$1278	\$1328	\$1728	\$2248	CALL
HER2836SLT	Occasional	28" x 36" x 40"	18"	3	34 lbs.	\$1298	\$1348	\$1748	\$2268	CALL
HER2842SL	Occasional	28" x 42" x 49"	15"	3	36 lbs.	\$1353	\$1403	\$1803	\$2323	CALL
HER2842SLT	Occasional	28" x 42" x 49"	18"	3	39 lbs.	\$1373	\$1423	\$1823	\$2343	CALL

HERMOSA PEBBLE OCCASIONAL TABLES

Model Number	Model Description	Table Top Size	Table Height	Number of Legs	Shpg. Weight	LAMINATE TOP EDGE 2C	LAMINATE TOP EDGE 3D	LAMINATE TOP EDGE 6F	VENEER TOP EDGE 8F	0.5" SOLID SURFACE TOP
HER3036PEB	Occasional	30" x 36"	15"	4	32 lbs.	\$1348	\$1398	\$1798	\$2318	CALL
HER3036PEBT	Occasional	30" x 36"	18"	4	35 lbs.	\$1368	\$1418	\$1818	\$2338	CALL
HER3042PEB	Occasional	30" x 42"	15"	4	37 lbs.	\$1423	\$1473	\$1873	\$2393	CALL
HER3042PEBT	Occasional	30" x 42"	18"	4	40 lbs.	\$1443	\$1493	\$1893	\$2413	CALL

OPTIONS

Add upcharge to list price and code to model number

HSF	Powder Coat Color (per leg)	\$32
-----	-----------------------------	------

HETFIELD

The Hetfield tables offer a panel leg look with a modesty panel and options of two or three contrasting laminates. Hetfield looks great as a huddle table for a touchdown space or a quick meet-up or training session. The full laminate panel has a sleek look ganged together to create the ultimate surface for learning or collaborating.



HETFIELD 24X60 TABLE

ORDERING INFORMATION

- | | |
|-----------------|--------------------------------|
| 1) Series Name | 5) Laminate Selections and No. |
| 2) Model Number | 6) Edge Style Code and Color |
| 3) Size | 7) Optional Items |
| 4) Quantity | |

HETFIELD SPECIFICATIONS

Hetfield Table

- Table Height** Hetfield table height is 29".
- Glides** Factory installed industrial strength adjustable steel glides are standard.
- Assembly** The Hetfield is a knock-down product that is easily assembled using pre-installed metal clip joints. Detailed instructions will be included.

Table Tops/Side Panels

Table top and side panel core is CARB Compliant 1.25" particle board. Laminate and phenolic backing are glued with water based adhesives.

FINISHES

Table Finish

Hetfield table top side panels and modesty panel are available in laminate with 3MM PVC edge.

Laminate/Veneer Selections

ERG offers over 1000 standard laminate choices from Nevamar, Wilsonart, Formica, and Pionite.

Edge Selection

There are 3 locations, for PVC and wood edge selections, to choose from. Refer to diagram for locations; A, B and C.

OPTIONS

- CODE: HTH36 - 36" Table Height
- CODE: HTH42 - 42" Table Height
- CODE: H2L - Two laminates
- CODE: H3L - Three laminates
- CODE: LC - Laminated Channel for Cafe Height
- CODE: LC2 - Laminated Channel for Counter & Bar Height

Factory installed table top power/data available.
See accessories online under the 'Products' tab

Note: Hetfield tables are shipped K-D

MODEL / DESCRIPTION / LIST PRICING

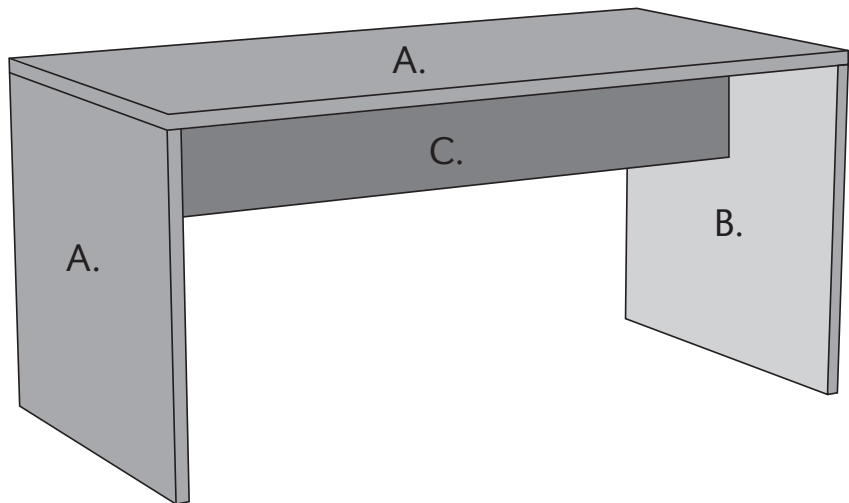
HETFIELD | RECTANGLE

Model Number	Table Top Size	Shpg. Wght	LAMINATE TOP EDGES		
			EDGE 2B	EDGE 3A	EDGE 4B
HET2460	24 X 60	79	\$2195	\$2232	\$3072
HET2472	24 X 72	88	\$2495	\$2534	\$3428
HET2484	24 X 84	97	\$2719	\$2761	\$3735
HET2496	24 X 96	106	\$2813	\$2858	\$3886
HET3060	30 X 60	90	\$2321	\$2361	\$3285
HET3072	30 X 72	102	\$2639	\$2682	\$3672
HET3084	30 X 84	114	\$2882	\$2929	\$4009
HET3096	30 X 96	126	\$2996	\$3045	\$4190

Note: Power only available with limited placement. Please call for quote.

Two or three laminate/edge choices are available to customize your Hetfield table top, side panels, and modesty panel to any design palette.

- A. Outside Laminate
- B. Inside Laminate
- C. Modesty Laminate



OPTIONS

Add upcharge to list price and code to model number

HTH36	36" Counter Height	\$361	H2L	Two Laminates	\$281
HTH42	42" Bar Height	\$446	H3L	Three Laminates	\$488

MODEL / DESCRIPTION / LIST PRICING

HETFIELD | RECTANGLE

Model Number	Table Top Size	Table Height	Shpg. Wght	LAMINATE TOP EDGES		
				EDGE 2B	EDGE 3A	EDGE 4B
HET3660	36 X 60	29"	102	\$2705	\$2749	\$3745
HET3672	36 X 72	29"	116	\$3065	\$3112	\$4210
HET3684	36 X 84	29"	130	\$3326	\$3379	\$4577
HET3696	36 X 96	29"	144	\$3459	\$3514	\$4789
HET4272	42 X 72	29"	130	\$3528	\$3583	\$4850
HET4284	42 X 84	29"	146	\$3706	\$3765	\$5119
HET4296	42 X 96	29"	162	\$3857	\$3920	\$5361
HET4872	48 X 72	29"	178	\$3785	\$3849	\$5311
HET4884	48 X 84	29"	196	\$4064	\$4131	\$5692
HET4896	48 X 96	29"	214	\$4234	\$4306	\$5964

Note: Power that is centered on the top, is available on tables with depths of 36, 42" and 48", and require two parallel modesty panels. Tables with depths of 42" and larger, automatically include two parallel modesty panels.



Laminated Channel

OPTIONS

Add upcharge to list price and code to model number

HTH36	36" Counter Height	\$361
HTH42	42" Bar Height	\$446
H2L	Two Laminates	\$281
H3L	Three Laminates	\$488

LC	Laminated Channel for Cafe Height	\$330
LC2	Laminated Channel for Counter & Bar Height	\$380

ISLAND COLLECTION

The Island Collection is fully upholstered arm chairs offered in choice of fabric featuring 4 different shell styles and choice of 5 different bases.



ISLAND TEN
4-LEG BASE



ISLAND TWENTY
4 STAR BASE

ORDERING INFORMATION

To Order Please Specify:

- 1) Series Name
- 2) Model Number
- 3) Quantity
- 4) Fabric Grade & Number
- 5) Two or Three Fabric Option
- 6) Optional Items

ISLAND GENERAL SPECIFICATIONS

Shell

A minimum of 20" inside seat width. All models offer 100% more back support and comfort.

Seat

2" thick high resiliency foam with a seat frame made out of hardwood with flexible webbing installed for added support and soft sit. Steel welded frame is machine screwed to wood frame for durability.

Upholstery

High resiliency foam, covered throughout by Dacron to protect final upholstery.

Metal Bases

5 bases to choose from (no tilt) :

4-leg base: 3/4" diameter fully welded steel tube frame with polished chrome finish and adjustable glides.

4-Star base: 360° swivel, brushed stainless steel construction with fixed seat height and stainless adjustable glides.

5-Star base: 360° swivel, polished aluminum construction with adjustable seat height on black chrome casters.

Trumpet base: 360° polished chrome swivel with fixed seat height.

Graded-In & COM Fabric Testing

Due to the complexity of the upholstery process, please submit your Graded-in/COM for testing. A 10"x10" sample is required. **ALL FABRIC MUST BE PRE APPROVED.** Please see Approved Fabrics link under product webpage images.

OPTIONS

- CODE: FR - CAL 133 (TB 133) Fire Retardant
- CODE: MB - Moisture Barrier (up to 60" overall width)
- CODE: SF - Powder Coat Paint Color
- CODE: 2FO - 2 Fabric Option. When seat and back are upholstered in two different fabrics of your choice

SOFT SEATING	WEIGHT LIMIT
1 Seat	500 lbs.

DIMENSIONS	Island Ten 4-Star Base	Island Ten 5-Star Base	Island Ten Trumpet Base
Seat Height:	18"	18.5" - 22"	18"
Seat Width:	20"	20"	20"
Seat Depth:	19.5"	19.5"	19.5"
Overall Height:	30"	30.5" - 34"	30"
Overall Width:	25.5"	25.5"	25.5"
Overall Depth:	24"	24"	24"
Qty./Wt.:	1 ea./52 lbs.	1 ea./52 lbs.	1 ea./52 lbs.



ISLAND TEN
5-STAR BASE WITH CASTERS

Features: Closed Back

MODEL / DESCRIPTION / LIST PRICING



8602 Island Ten Swivel Club Chair / 4-Star Stainless Steel Base on Glides COM Yardage: 3.75 Yds. / Back: 1 Yds. / Seat: 1.25 Yd. / Arms: 1.5 Yds.

COM	GR1	GR2	GR3	GR4	GR5	GR6	GR7	GR8	GR9	GR10	LEA
\$1502	\$1607	\$1668	\$1737	\$1806	\$1877	\$1953	\$2031	\$2113	\$2198	\$2284	\$2702



8606 Island Ten Swivel Club Chair / 5-Star Polished Aluminum Base w/ Casters COM Yardage: 3.75 Yds. / Back: 1 Yds. / Seat: 1.25 Yd. / Arms: 1.5 Yds.

COM	GR1	GR2	GR3	GR4	GR5	GR6	GR7	GR8	GR9	GR10	LEA
\$1689	\$1808	\$1878	\$1954	\$2033	\$2114	\$2199	\$2288	\$2379	\$2474	\$2573	\$3040



8608 Island Ten Swivel Club Chair / Trumpet Polished Chrome Base COM Yardage: 3.75 Yds. / Back: 1 Yds. / Seat: 1.25 Yd. / Arms: 1.5 Yds.

COM	GR1	GR2	GR3	GR4	GR5	GR6	GR7	GR8	GR9	GR10	LEA
\$1855	\$1986	\$2064	\$2147	\$2232	\$2321	\$2415	\$2512	\$2611	\$2715	\$2826	\$3340

OPTIONS

Add upcharge to list price and code to model number

FR	CAL 133 (TB 133) Fire Retardant per yard	\$101	/yd.
MB	Moisture Barrier (up to 60" overall width)	\$141	ea.

2FO	Two fabric option	\$110	
-----	-------------------	-------	--

DIMENSIONS	Island Twenty 4-Star Base	Island Twenty 5-Star Base	Island Twenty Trumpet Base
Seat Height:	18"	18.5" - 22"	18"
Seat Width:	20"	20"	20"
Seat Depth:	19.5"	19.5"	19.5"
Overall Height:	30"	30.5" - 34"	30"
Overall Width:	25.5"	25.5"	25.5"
Overall Depth:	24"	24"	24"
Qty./Wt.:	1 ea./52 lbs.	1 ea./52 lbs.	1 ea./52 lbs.



ISLAND TWENTY
ON TRUMPET BASE

Features: Open Back

MODEL / DESCRIPTION / LIST PRICING



8612 Island Twenty Swivel Club Chair / 4-Star Stainless Steel Base on Glides COM Yardage: 3.75 Yds. / Back: 1 Yds. / Seat: 1.25Yd. / Arms: 1.5 Yds.

COM	GR1	GR2	GR3	GR4	GR5	GR6	GR7	GR8	GR9	GR10	LEA
\$1596	\$1707	\$1777	\$1847	\$1920	\$1998	\$2078	\$2161	\$2248	\$2337	\$2431	\$2873



8616 Island Twenty Swivel Club Chair / 5-Star Polished Aluminum Base w/ Casters COM Yardage: 3.75 Yds. / Back: 1 Yds. / Seat: 1.25 Yd. / Arms: 1.5 Yds.

COM	GR1	GR2	GR3	GR4	GR5	GR6	GR7	GR8	GR9	GR10	LEA
\$1793	\$1919	\$1995	\$2076	\$2159	\$2244	\$2335	\$2428	\$2525	\$2627	\$2733	\$3230



8618 Island Twenty Swivel Club Chair / Trumpet Polished Chrome Base COM Yardage: 3.75 Yds. / Back: 1 Yds. / Seat: 1.25 Yd. / Arms: 1.5 Yds.

COM	GR1	GR2	GR3	GR4	GR5	GR6	GR7	GR8	GR9	GR10	LEA
\$2080	\$2225	\$2314	\$2407	\$2502	\$2603	\$2707	\$2816	\$2926	\$3044	\$3167	\$3743

OPTIONS

Add upcharge to list price and code to model number

FR	CAL 133 (TB 133) Fire Retardant per yard	\$101	/yd.
MB	Moisture Barrier (up to 60" overall width)	\$141	ea.

2FO	Two fabric option	\$110	
3FO	Three fabric option	\$166	

DIMENSIONS	Island Ten 4-Leg Base	Island Twenty 4-Leg Base
Seat Height:	18"	18"
Seat Width:	20"	20"
Seat Depth:	19.5"	19.5"
Overall Height:	30"	30"
Overall Width:	25.5"	25.5"
Overall Depth:	24"	28"
Qty./Wt.:	1 ea./52 lbs.	1 ea./52 lbs.



ISLAND TEN 4-LEG BASE

MODEL / DESCRIPTION / LIST PRICING



8601 Island Ten 4-Leg Polished Chrome Base

COM Yardage: 3.75 Yds. / Back: 1 Yds. / Seat: 1.25 Yd. / Arms: 1.5 Yds.

COM	GR1	GR2	GR3	GR4	GR5	GR6	GR7	GR8	GR9	GR10	LEA
\$1450	\$1550	\$1614	\$1678	\$1744	\$1814	\$1887	\$1961	\$2041	\$2122	\$2208	\$2608



8611 Island Twenty 4-Leg Polished Chrome Base

COM Yardage: 3.75 Yds. / Back: 1 Yds. / Seat: 1.25 Yd. / Arms: 1.5 Yds.

COM	GR1	GR2	GR3	GR4	GR5	GR6	GR7	GR8	GR9	GR10	LEA
\$1546	\$1654	\$1719	\$1789	\$1861	\$1935	\$2013	\$2093	\$2176	\$2264	\$2353	\$2781

OPTIONS

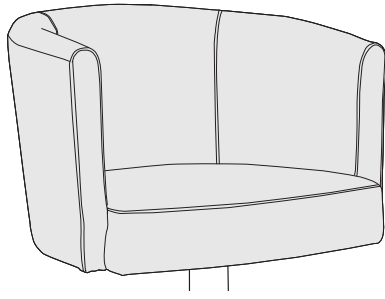
Add upcharge to list price and code to model number

FR	CAL 133 (TB 133) Fire Retardant per yard	\$101	/yd.
MB	Moisture Barrier (up to 60" overall width)	\$141	ea.
SF	Powder Coat paint color	\$54	

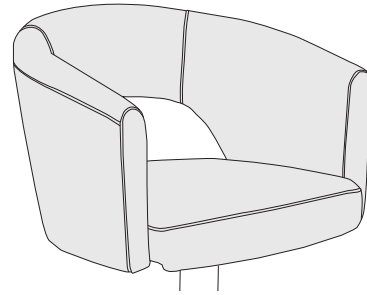
2FO	Two fabric option	\$110	
3FO	Three fabric option	\$166	

ISLAND TEN

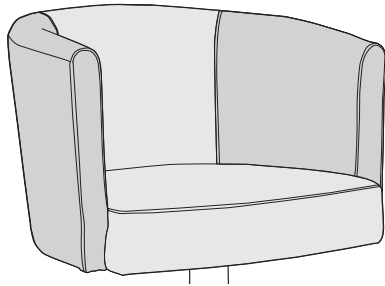
ISLAND TWENTY



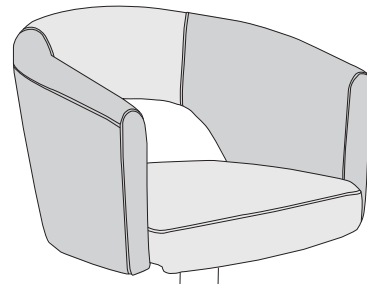
MONOCHROMATIC FABRIC



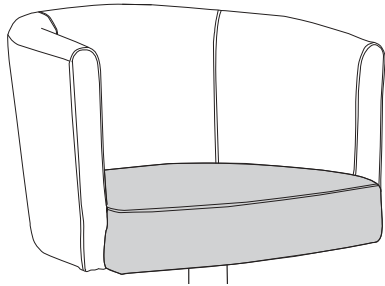
MONOCHROMATIC FABRIC



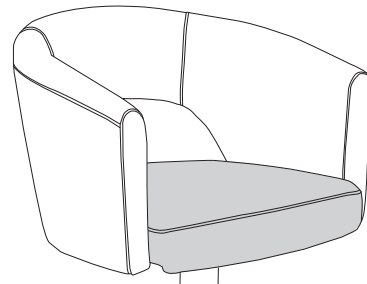
TWO-TONE FABRIC 1



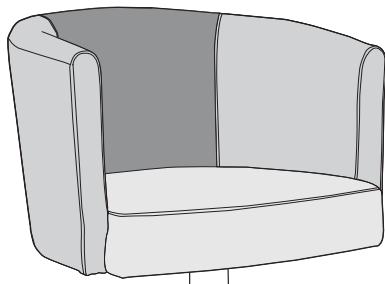
TWO-TONE FABRIC 1



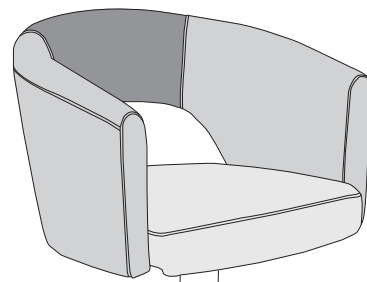
TWO-TONE FABRIC 2



TWO-TONE FABRIC 2



THREE-TONE FABRIC 1



THREE-TONE FABRIC 1

JACKSON COLLECTION

The Jackson collection is a timeless yet contemporary design that comes in two styles of lounge and complementary benches. The lounge showcases a streamlined straight back and arm style that is completed with a beautiful wood frame base, also offered with the Jackson bench. Choose a modest arm version or a more pronounced arm version, to suit the space.



JACKSON TEN WOOD BASE



JACKSON TWENTY METAL BASE



JACKSON BENCH

ORDERING INFORMATION

To Order Please Specify:

- 1) Series Name
- 2) Model Number
- 3) Quantity
- 4) Fabric Grade & Number
- 5) Optional Items
- 6) Upholstery Vertical Detail
- 7) Two Fabric Option

JACKSON GENERAL SPECIFICATIONS

Shell

Curved fabricated plywood shell is 2" thick all around. Foam is glued over plywood and fiber dacron on seat is applied.

Upholstery

Jackson upholstered back and arms are upholstered over 2" foam. **Vertical stitching comes standard back and seat.** Seat and back can be upholstered with choice of fabric, vinyl, crypton, leather or approved COM.

Seat

5" thick, no-sag spring installed.

Metal Base

- Swivel 4-star base in stainless steel with adjustable glides.
- Base spread is 27.5"

Wood Base

- Fixed wood frame base; 4-legged in stained maple.

Chair function

- Swivel 360°
- No tilt or height adjustment available.

COLORS / FINISHES

Wood Base:

All transparent wood stain colors available

OPTIONS

- CODE: FR - CAL 133 (TB 133) Fire Retardant
- CODE: MB - Moisture Barrier (up to 60" overall width)
- CODE: MB60 - Moisture Barrier (over 60" overall width)
- CODE: 2FO - 2 Fabric Option. When seat, back and arm are upholstered in two different fabrics of your choice

SOFT SEATING	WEIGHT LIMIT
1 Seat	500 lbs.

DIMENSIONS	Jackson Ten High Back Metal Base*	Jackson Ten Mid Back Metal Base*
Seat Height:	17.75"	17.75"
Arm Height:	25"	25"
Overall Height:	44.5"	36"
Inside Seat Width:	22"	22"
Seat Depth:	19.75"	19.75"
Overall Width:	27"	27"
Overall Depth:	28"	28"
Qty./Wt.:	1 ea./55 lbs.	1 ea./52 lbs.



JACKSON TEN HIGH BACK
METAL BASE

MODEL / DESCRIPTION / LIST PRICING



5622 Jackson Ten High Back / Metal Swivel Base COM Yardage: 6 Yds. / Back: 1.5 Yds. / Seat: 1.5 Yds. / Arms: 3 Yds.

COM	GR1	GR2	GR3	GR4	GR5	GR6	GR7	GR8	GR9	GR10	LEA
\$2081	\$2228	\$2317	\$2409	\$2505	\$2606	\$2710	\$2818	\$2931	\$3048	\$3170	\$3747



5624 Jackson Ten Mid Back / Metal Swivel Base COM Yardage: 6 Yds. / Back: 1.5 Yds. / Seat: 1.5 Yds. / Arms: 3 Yds.

COM	GR1	GR2	GR3	GR4	GR5	GR6	GR7	GR8	GR9	GR10	LEA
\$1957	\$2094	\$2178	\$2264	\$2356	\$2450	\$2547	\$2649	\$2755	\$2865	\$2980	\$3521

OPTIONS

Add upcharge to list price and code to model number

FR	CAL 133 (TB 133) Fire Retardant per yard	\$101	/yd.	2FO	Two fabric option	\$110	
MB	Moisture Barrier (up to 60" overall width)	\$141	ea.				

DIMENSIONS	Jackson Twenty High Back Metal Base*	Jackson Twenty Mid Back Metal Base*
Seat Height:	17.75"	17.75"
Arm Height:	25"	25"
Overall Height:	44.5"	36"
Inside Seat Width:	22"	22"
Seat Depth:	19.75"	19.75"
Overall Width:	27"	27"
Overall Depth:	28"	28"
Qty./Wt.:	1 ea./55 lbs.	1 ea./52 lbs.



JACKSON TWENTY MID BACK / METAL SWIVEL BASE

MODEL / DESCRIPTION / LIST PRICING



5626 Jackson Twenty High Back / Metal Swivel Base COM Yardage: 6 Yds. / Back: 1.5 Yds. / Seat: 1.5 Yds. / Arms: 3 Yds.

COM	GR1	GR2	GR3	GR4	GR5	GR6	GR7	GR8	GR9	GR10	LEA
\$2109	\$2256	\$2347	\$2440	\$2539	\$2640	\$2746	\$2855	\$2969	\$3088	\$3212	\$3796



5628 Jackson Twenty Mid Back / Metal Swivel Base COM Yardage: 6 Yds. / Back: 1.5 Yds. / Seat: 1.5 Yds. / Arms: 3 Yds.

COM	GR1	GR2	GR3	GR4	GR5	GR6	GR7	GR8	GR9	GR10	LEA
\$1983	\$2122	\$2206	\$2294	\$2387	\$2480	\$2580	\$2684	\$2791	\$2903	\$3020	\$3568

OPTIONS

Add upcharge to list price and code to model number

FR	CAL 133 (TB 133) Fire Retardant per yard	\$101	/yd.	2FO	Two fabric option	\$110	
MB	Moisture Barrier (up to 60" overall width)	\$141	ea.				

DIMENSIONS	Jackson Ten High Back Wood Frame Base	Jackson Ten Mid Back Wood Frame Base
Seat Height:	17.75"	17.75"
Arm Height:	25"	25"
Overall Height:	44.5"	36"
Inside Seat Width:	22"	22"
Seat Depth:	19.75"	19.75"
Overall Width:	27"	27"
Overall Depth:	28"	28"
Qty./Wt.:	1 ea./55 lbs.	1 ea./52 lbs.



JACKSON TEN MID BACK

MODEL / DESCRIPTION / LIST PRICING



5600 Jackson Ten High Back / Wood Frame Base

COM Yardage: 6 Yds. / Back: 1.5 Yds. / Seat: 1.5 Yds. / Arms: 3 Yds.

COM	GR1	GR2	GR3	GR4	GR5	GR6	GR7	GR8	GR9	GR10	LEA
\$2572	\$2752	\$2862	\$2975	\$3096	\$3219	\$3349	\$3482	\$3621	\$3766	\$3918	\$4630



5602 Jackson Ten Mid Back / Wood Frame Base

COM Yardage: 6 Yds. / Back: 1.5 Yds. / Seat: 1.5 Yds. / Arms: 3 Yds.

COM	GR1	GR2	GR3	GR4	GR5	GR6	GR7	GR8	GR9	GR10	LEA
\$2326	\$2490	\$2591	\$2693	\$2801	\$2914	\$3028	\$3150	\$3277	\$3407	\$3543	\$4188

OPTIONS

Add upcharge to list price and code to model number

FR	CAL 133 (TB 133) Fire Retardant per yard	\$101	/yd.	2FO	Two fabric option	\$110	
MB	Moisture Barrier (up to 60" overall width)	\$141	ea.				

DIMENSIONS	Jackson Twenty High Back Wood Frame Base	Jackson Twenty Mid Back Wood Frame Base
Seat Height:	17.75"	17.75"
Arm Height:	25"	25"
Overall Height:	44.5"	36"
Inside Seat Width:	22"	22"
Seat Depth:	19.75"	19.75"
Overall Width:	27"	27"
Overall Depth:	28"	28"
Qty./Wt.:	1 ea./55 lbs.	1 ea./52 lbs.



JACKSON TWENTY HIGH BACK

MODEL / DESCRIPTION / LIST PRICING



5604 Jackson Twenty High Back / Wood Frame Base COM Yardage: 6 Yds. / Back: 1.5 Yds. / Seat: 1.5 Yds. / Arms: 3 Yds.

COM	GR1	GR2	GR3	GR4	GR5	GR6	GR7	GR8	GR9	GR10	LEA
\$2591	\$2772	\$2882	\$2996	\$3116	\$3242	\$3371	\$3505	\$3645	\$3791	\$3943	\$4661



5606 Jackson Twenty Mid Back / Wood Frame Base COM Yardage: 6 Yds. / Back: 1.5 Yds. / Seat: 1.5 Yds. / Arms: 3 Yds.

COM	GR1	GR2	GR3	GR4	GR5	GR6	GR7	GR8	GR9	GR10	LEA
\$2372	\$2539	\$2640	\$2746	\$2855	\$2969	\$3088	\$3213	\$3340	\$3474	\$3612	\$4270

OPTIONS

Add upcharge to list price and code to model number

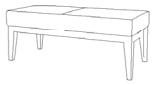
FR	CAL 133 (TB 133) Fire Retardant per yard	\$101	/yd.	2FO	Two fabric option	\$110	
MB	Moisture Barrier (up to 60" overall width)	\$141	ea.				

DIMENSIONS	Jackson Two Seat Bench	Jackson Three Seat Bench
Seat Height:	18"	18"
Overall Width:	44"	66"
Overall Depth:	20"	20"
Qty./Wt.:	1 ea./52 lbs.	1 ea./72 lbs.



TWO SEAT BENCH

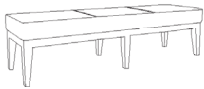
MODEL / DESCRIPTION / LIST PRICING



5618 Jackson Two Seat Wood Frame Bench

COM Yardage (one color): 2.5 Yds. • COM Yardage (2 colors): Call

COM	GR1	GR2	GR3	GR4	GR5	GR6	GR7	GR8	GR9	GR10	LEA
\$2422	\$2592	\$2695	\$2802	\$2915	\$3032	\$3151	\$3278	\$3408	\$3544	\$3687	\$4358



5620 Jackson Three Seat Wood Frame Bench

COM Yardage (one color): 3.5 Yds. • COM Yardage (2 colors): Call

COM	GR1	GR2	GR3	GR4	GR5	GR6	GR7	GR8	GR9	GR10	LEA
\$3364	\$3599	\$3746	\$3894	\$4049	\$4213	\$4382	\$4556	\$4738	\$4929	\$5125	\$6058



THREE SEAT BENCH

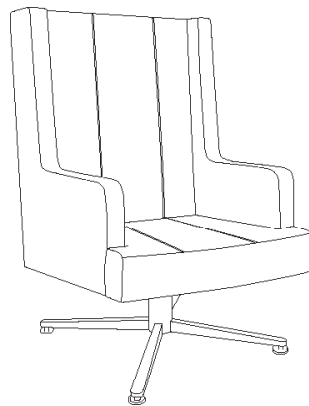
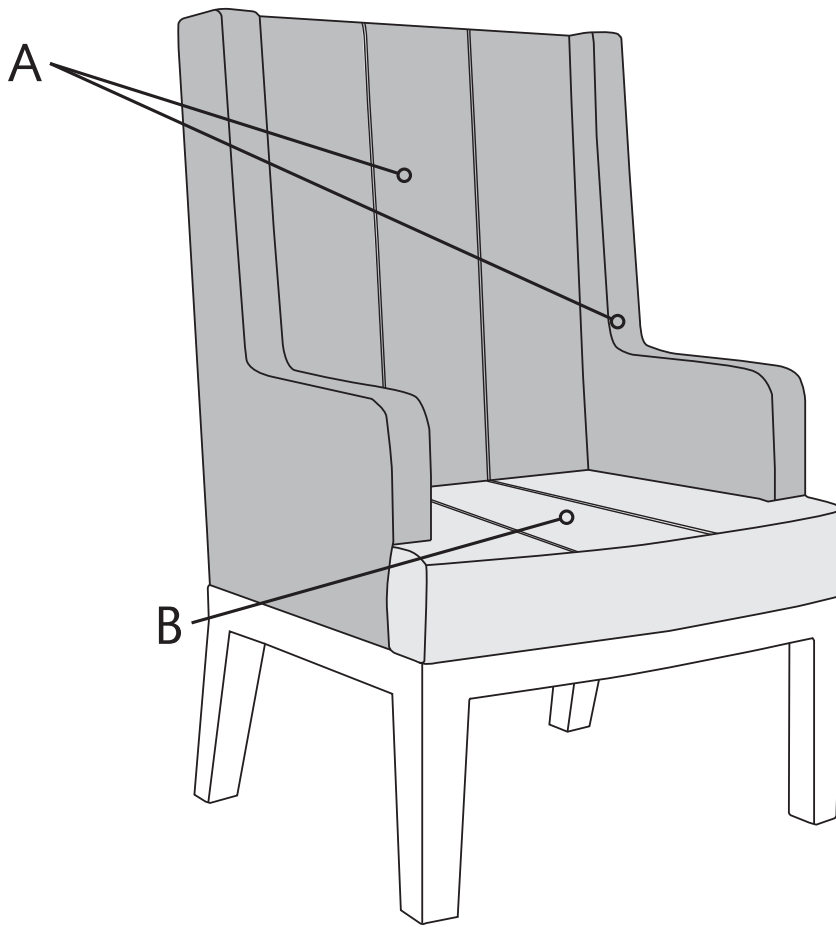
OPTIONS

Add upcharge to list price and code to model number

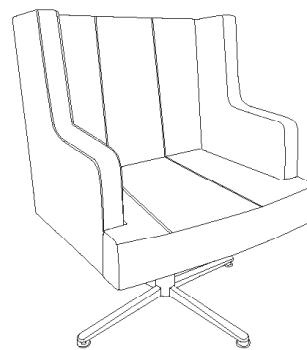
FR	CAL 133 (TB 133) Fire Retardant per yard	\$101	/yd.
MB	Moisture Barrier (up to 60" overall width)	\$141	ea.

MB60	Moisture Barrier (over 60" overall width)	\$225	ea.
2FO	Two fabric option	\$110	

A - chair back & arms
B - seat



JACKSON TEN
HIGH BACK



JACKSON TWENTY
MID BACK



COMPLEMENTED WITH TRENO TABLES

LAGUNA TABLE OF CONTENTS

Laguna Specifications	2
Laguna Standard Back vs Inset Back	3
Laguna Banquettes Options	4
Laguna Banquettes Pricing	5
Laguna Banquettes Privacy Panels	6
Laguna Modular Options	7
Laguna Modular Pricing	9
Laguna Modular Privacy Panels	13
Laguna Modular Arms	17
Laguna Modular Quattro Pricing	21
Laguna Lounge Options	22
Laguna Lounge Pricing	23
Laguna Lounge Hideout Pricing	24
Laguna Bolster & Pillows	26
Laguna Bench Pricing	27
Laguna Ottomans Pricing	28
Laguna Tables	32
Laguna Configurations	36

LAGUNA

The Laguna collection consists of variety of pieces that comprise of banquettes, modular units, lounges, benches, ottomans and tables. A very versatile lounge and modular system that will enhance any space or public environment with numerous options to customize the look. Laguna allows for private seating arrangements using our Hideout lounge or privacy panels on the modular units. Great for common areas, cafes and lobbies with an array of options and finishes for a truly American visionary design.



BANQUETTES



MODULAR



MODULAR - QUATTRO



LOUNGE - HIDEOUT



LOUNGE



BENCH



OTTOMAN



OCCASIONAL TABLE

ORDERING INFORMATION

- 1) Series Name
- 2) Model Number
- 3) Quantity
- 4) Fabric Grade and Number
- 5) Powder Coat Color for legs
- 6) Panel Laminate/Edge Selection
- 7) Optional Items
- 8) Optional Wood Stain Color

COLORS / FINISHES

Legs

- Standard powder coat colors.

STANDARD POWDERCOAT METAL LEG



SOFT SEATING	WEIGHT LIMIT
1 Seat	500 lbs.
2 Seat	1000 lbs.
3 Seat	1500 lbs.

SPECIFICATIONS

Frame Construction

- Multi-ply hardwood
- Tongue and groove construction nailed and glued

Seat/Foam

- No-sag springs w/ helicoil attachment
- High resiliency foam construction throughout
- All foam bonded to frame

Upholstery

Seat and back are covered in choice of fabric, vinyl, crypton, leather or COM. ERG uses only water based glues and adhesives in our upholstery process.

Legs

- 8" tall, 1.5" diameter fabricated steel angled legs
- Sand blasted prior to paint for maximum color adhesion
- Includes factory installed adjustable glides

Note for Edge of privacy panels:

- Straight panels: available with 3MM PVC or laminate self edge. Select from any of our 3MM PVC edges in solid or wood tone, no custom colors available.
- Curved panels: will only able available with laminate self edge.
- Both straight and curved panels: when combining straight panels and curved panels, ONLY self edge is available.


STANDARD BACK

OPTIONAL INSET BACK

BACK IS INSET 2" ON EACH SIDE



STRAIGHT UNIT



OUTSIDE CURVE



INSIDE CURVE



STRAIGHT PRIVACY
PANEL



OPTIONS

- CODE: FR - CAL 133 (TB 133) Fire Retardant
- CODE: MB - Moisture Barrier (up to 60" overall width)
- CODE: MB60 - Moisture Barrier (over 60" overall width)
- CODE: PC - Polished Chrome Legs
- CODE: WDL - Metal/Wood Legs. (Specify powder coat and wood color)
- CODE: WDL-C - Chrome/Wood Legs. (Specify wood color)
- CODE: 2FO - Two Fabric Option
- CODE: 3FO - Three Fabric Option
- CODE: GD1 - Ratchet Ganging Device for Soft Seating
- CODE: GD2 - Flat Ganging Device for Soft Seating
- CODE: FMG - Floor Mount Glide
- CODE: ISB - Inset Back

Note: Factory installed power/data available, see accessories online under the 'Products' tab.



SHOWN WITH 3FORM ACRYLIC PRIVACY PANEL, POWER/DATA AND METAL/WOOD LEGS

Laguna Leg Options



2 TONE FABRIC

OPTIONAL METAL/WOOD LEG
CODE: WDL



OPTIONAL CHROME LEG
CODE: PC



OPTIONAL CHROME/WOOD LEG
CODE: WDL-C



DIMENSIONS	48" Straight	60" Straight	72" Straight
Seat Depth:	21"	21"	21"
Seat Width:	48"	60"	72"
Seat Height:	18"	18"	18"
Overall Depth:	27"	27"	27"
Overall Width:	48"	60"	72"
Overall Height:	30"	30"	30"
Qty./Wt.:	1 ea./75 lbs.	1 ea./90 lbs.	1 ea./110 lbs.



60" W STRAIGHT UNIT

MODEL / DESCRIPTION / LIST PRICING



1206 48" W Straight (4 legs)

COM Yardage: Total: 5.25 Yds. / Back: 2.5 Yds. / Seat: 2.75 Yds.

COM	GR1	GR2	GR3	GR4	GR5	GR6	GR7	GR8	GR9	GR10	LEA
\$2496	\$2643	\$2788	\$2934	\$3078	\$3225	\$3370	\$3516	\$3662	\$3806	\$3953	\$4093



1208 60" W Straight (4 legs)

COM Yardage: Total: 6.5 Yds. / Back: 3 Yds. / Seat: 3.5 Yds.

COM	GR1	GR2	GR3	GR4	GR5	GR6	GR7	GR8	GR9	GR10	LEA
\$3239	\$3422	\$3567	\$3712	\$3857	\$4004	\$4149	\$4295	\$4439	\$4586	\$4732	\$4871



1210 72" W Straight (6 legs)

COM Yardage: Total: 7.5 Yds. / Back: 3.5 Yds. / Seat: 4 Yds.

COM	GR1	GR2	GR3	GR4	GR5	GR6	GR7	GR8	GR9	GR10	LEA
\$3625	\$3806	\$3953	\$4098	\$4244	\$4389	\$4535	\$4680	\$4826	\$4971	\$5118	\$5257

Note: For back-to-back applications please order two units.

OPTIONS

Add upcharge to list price and code to model number

FR	CAL 133 (TB 133) Fire Retardant per yard	\$101	/yd.
MB	Moisture Barrier (up to 60" overall width)	\$141	ea.
MB60	Moisture Barrier (over 60" overall width)	\$225	ea.
WDL	Metal/Wood Legs	\$39	ea.
WDL-C	Chrome/Wood Legs	\$68	ea.
PC	Polished Chrome Legs	\$39	ea.

2FO	Two Fabric Option	\$110	
GD1	Ratchet Ganging Device for Soft Seating	\$58	
GD2	Flat Ganging Device for Soft Seating	\$58	
FMG	Floor Mount Glide	\$110	/4 pcs
ISB	Inset Back (Add to Standard Unit)	\$56	

PRIVACY PANELS ONLY

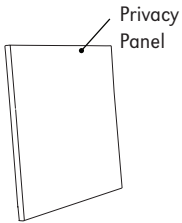
DIMENSIONS	48" Wide Privacy Panel	60" Wide Privacy Panel	72" Wide Privacy Panel
Panel Depth:	1"	1"	1"
Panel Width:	48"	60"	72"
Panel Height:	48"	48"	48"
Qty./Approx Wt.:	1 ea./100 lbs.	1 ea./110 lbs.	1 ea./120 lbs.



1/2" THICK ACRYLIC
PRIVACY PANELS AVAILABLE

LAGUNA BANQUETTE
WITH PRIVACY PANEL

MODEL / DESCRIPTION / LIST PRICING



360P 48" W Privacy Panel

COM Yardage: Total: 3 Yds. (Please allow extra fabric for repeat design.)

COM	GR1	GR2	GR3	GR4	GR5	GR6	GR7	GR8	GR9	GR10	LEA
\$1055	\$1130	\$1174	\$1222	\$1270	\$1321	\$1374	\$1428	\$1485	\$1545	\$1606	\$1898
LAMINATE			VENEER			ACRYLIC					
\$1034			\$2033			CALL					

362P 60" W Privacy Panel

COM Yardage: Total: 4 Yds. (Please allow extra fabric for repeat design.)

COM	GR1	GR2	GR3	GR4	GR5	GR6	GR7	GR8	GR9	GR10	LEA
\$1392	\$1490	\$1549	\$1611	\$1675	\$1742	\$1810	\$1885	\$1959	\$2038	\$2119	\$2506
LAMINATE			VENEER			ACRYLIC					
\$1352			\$2616			CALL					

365P 72" W Privacy Panel

COM Yardage: Total: 5 Yds. (Please allow extra fabric for repeat design.)

COM	GR1	GR2	GR3	GR4	GR5	GR6	GR7	GR8	GR9	GR10	LEA
\$1704	\$1823	\$1896	\$1973	\$2051	\$2133	\$2219	\$2308	\$2400	\$2495	\$2594	\$3068
LAMINATE			VENEER			ACRYLIC					
\$1644			\$3071			CALL					

Note for Edge of privacy panels:

- Straight panels: available with 3MM PVC or laminate self edge.
Select from any of our 3MM PVC edges in solid or wood tone, no custom colors available.
- Curved panels: will only able available with laminate self edge.
- Both straight and curved panels: when combining straights and curved, ONLY self edge is available.

OPTIONS

- CODE: FR - CAL 133 (TB 133) Fire Retardant
 - CODE: MB - Moisture Barrier (up to 60" overall width)
 - CODE: MB60 - Moisture Barrier (over 60" overall width)
 - CODE: PC - Polished Chrome Legs
 - CODE: WDL - Metal/Wood Legs. (Specify powder coat and wood color)
 - CODE: WDL-C - Chrome/Wood Legs. (Specify wood color)
 - CODE: 2FO - Two Fabric Option
 - CODE: 3FO - Three Fabric Option
 - CODE: GD1 - Ratchet Ganging Device for Soft Seating
 - CODE: GD2 - Flat Ganging Device for Soft Seating
 - CODE: FMG - Floor Mount Glide
 - CODE: TABF-(_) - Fixed Laminate Tablet - outside of modular unit (round post, specify tablet shape A, B or C)
 - CODE: TABFB-(_) - Fixed Laminate Tablet - between two modular units (blade post, specify tablet shape A, B or C)
 - CODE: TABR1-(_) - Removable Tablet (shape A, B or C, left or right arm)
 - CODE: TABR2-(_) - Removable Tablet (shape A, B or C, hardware both arms)
 - CODE: LAM5 - Non-standard laminate for 5 or less tablets see options for upcharge
 - CODE: SST - Solid Surface Tablet
 - CODE: SS5 - Non-standard Solid Surface top for 5 or less tablets
 - CODE: BWAC - Wood Arm Cap (Box Arm)
 - CODE: WAC - Wood Arm Caps
 - CODE: PAC - Poly Arm Caps
 - CODE: ISB - Inset Back
- Note:** Factory installed power/data available, see accessories online under the 'Products' tab.



MODULAR - QUATTRO



CURVED PRIVACY PANEL




60° BACKLESS INSIDE CURVE



30° OUTSIDE CURVE



2 TONE FABRIC




POWER/DATA

Note: Factory installed power/data available, see accessories online under the 'Products' tab.



WOOD ARM CAPS (BOX ARMS)



WOOD ARM CAPS (SLIM ARMS)



POLY ARM CAPS (SLIM ARMS ONLY)

Laguna Leg Options

OPTIONAL METAL/WOOD LEG
CODE: WDL



OPTIONAL CHROME LEG
CODE: PC



OPTIONAL CHROME/WOOD LEG
CODE: WDL-C



TABLET SHAPES

Three Tablet Shapes::

Choose from the three shapes shown and specify; A, B or C and left or right (outside tablet) when ordering.

Example: TABF-(A) Left - this would be a fixed shape A tablet on the left side (when seated).

Laminate Top:

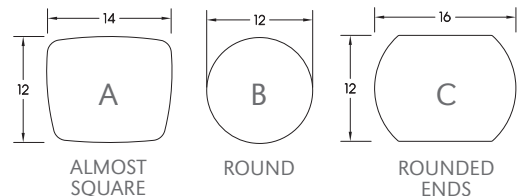
Tablet orders of 5 or less have 4 standard laminate colors:

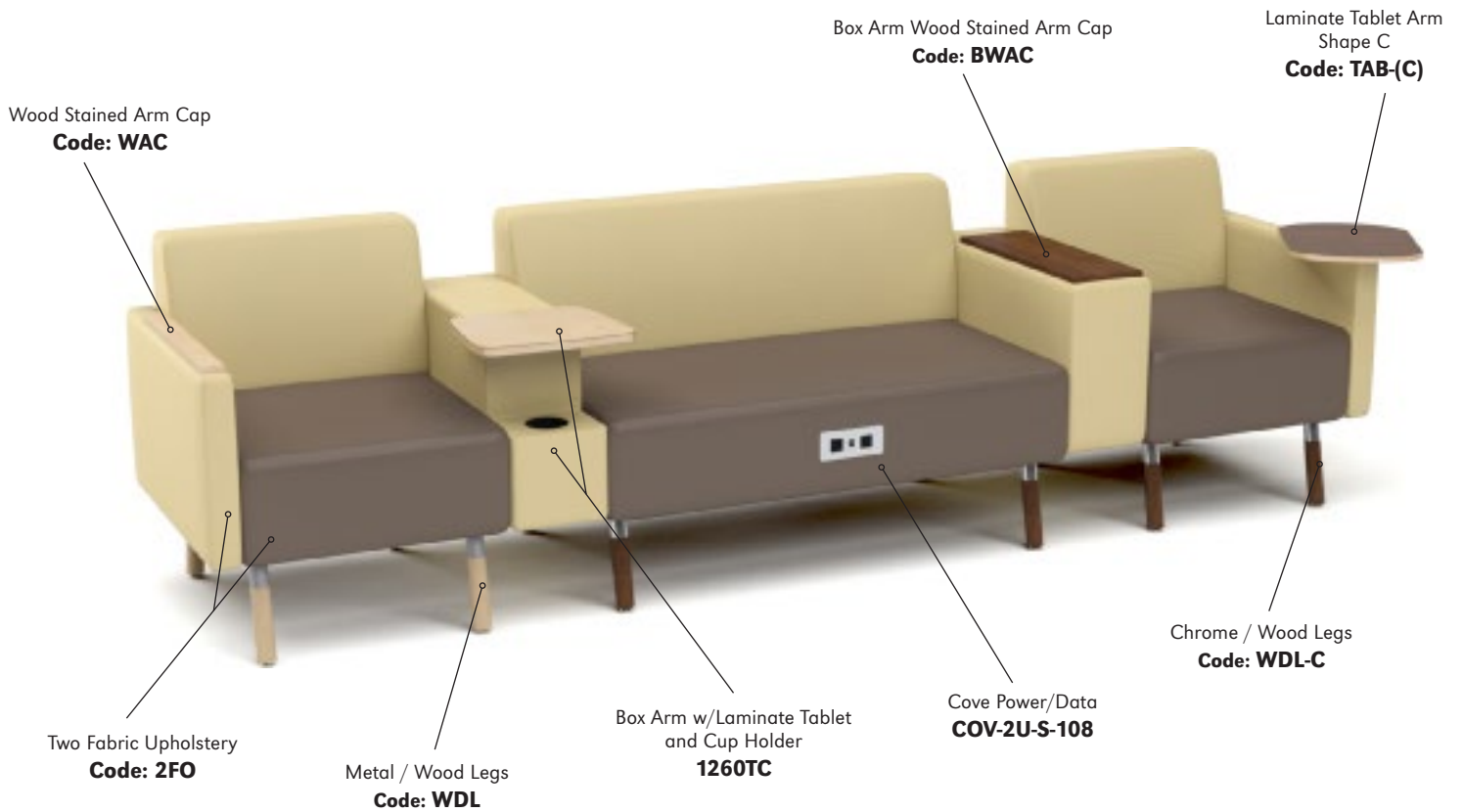
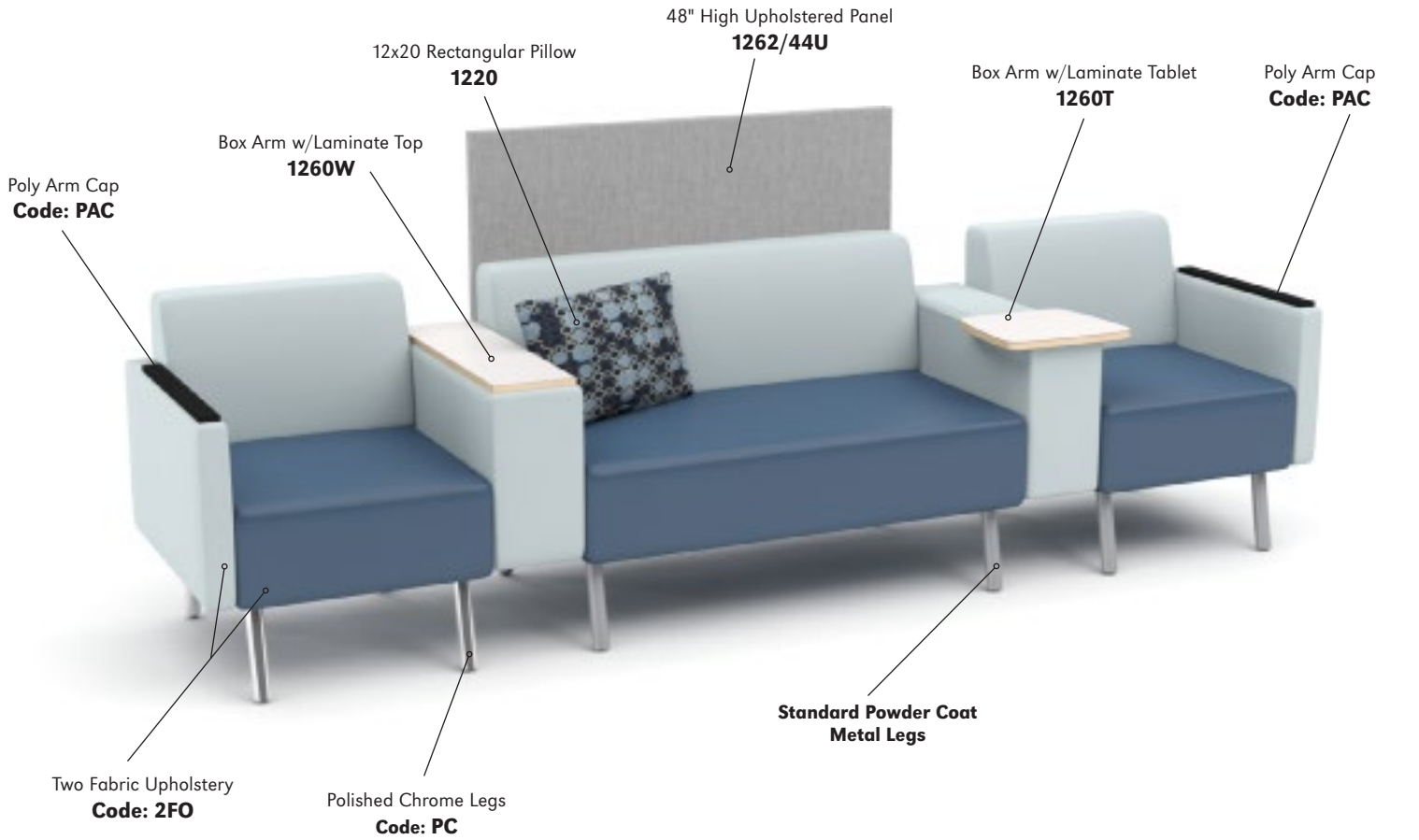
- Wilsonart Black 1595-60
- Wilsonart Montana Walnut 7110K-78
- Formica Brite White 459-58
- Nevamar Silver Alu Metalx MXT003

Solid Surface Top:

Tablet orders of 5 or less have 4 standard Corian colors:

- Bone
- Bronzite
- Glacier White
- Silver Grey





DIMENSIONS	22" Straight	30" Straight	44" Straight	Corner Unit
Seat Depth:	21"	21"	21"	21"
Seat Width:	22"	30"	44"	21"
Seat Height:	17"	17"	17"	17"
Overall Depth:	27"	27"	27"	27"
Overall Width:	22"	30"	44"	27"
Overall Height:	30"	30"	30"	30"
Qty./Wt.:	1 ea./58 lbs.	1 ea./68 lbs.	1 ea./85 lbs.	1 ea./58 lbs.



STRAIGHT UNIT WITH OPTIONAL METAL/WOOD LEGS



CORNER UNIT WITH OPTIONAL METAL/WOOD LEGS

MODEL / DESCRIPTION / LIST PRICING



1200 22" W Straight Units (4 Legs)

COM Yardage: Total: 3 Yds. / Back: 1.5 Yds. / Seat: 1.5 Yds.

COM	GR1	GR2	GR3	GR4	GR5	GR6	GR7	GR8	GR9	GR10	LEA
\$1485	\$1570	\$1655	\$1752	\$1837	\$1933	\$2031	\$2128	\$2225	\$2321	\$2419	\$2559



1202 30" W Straight Units (4 Legs)

COM Yardage: Total: 4 Yds. / Back: 1.75 Yds. / Seat: 2.25 Yds.

COM	GR1	GR2	GR3	GR4	GR5	GR6	GR7	GR8	GR9	GR10	LEA
\$1730	\$1833	\$1942	\$2064	\$2173	\$2294	\$2416	\$2537	\$2657	\$2779	\$2925	\$3064



1204 44" W Straight Units (4 Legs)

COM Yardage: Total: 4.5 Yds. / Back: 2 Yds. / Seat: 2.5 Yds.

COM	GR1	GR2	GR3	GR4	GR5	GR6	GR7	GR8	GR9	GR10	LEA
\$2424	\$2569	\$2715	\$2861	\$3006	\$3152	\$3298	\$3443	\$3588	\$3734	\$3880	\$4020



1218 Corner Unit (4 Legs)

COM Yardage: Total: 4.25 Yds. / Back: 2 Yds. / Seat: 2.25 Yds.

COM	GR1	GR2	GR3	GR4	GR5	GR6	GR7	GR8	GR9	GR10	LEA
\$2494	\$2628	\$2750	\$2883	\$3004	\$3138	\$3271	\$3405	\$3537	\$3671	\$3804	\$3944

OPTIONS

Add upcharge to list price and code to model number

FR	CAL 133 (TB 133) Fire Retardant per yard	\$101	/yd.	FMG	Floor Mount Glide	\$110	/4 pcs
MB	Moisture Barrier (up to 60" overall width)	\$141	ea.	TABF-(L)	Fixed Tablet (outside, specify (L/R), shape A, B or C)	\$416	
WDL	Metal/Wood Legs	\$39	ea.	TABFB-(L)	Fixed Tablet (blade, specify (L/R), shape A, B or C)	\$416	
WDL-C	Chrome/Wood Legs	\$68	ea.	LAM5	Non-standard laminate (5 tablets or less)	\$281	ea. tablet
PC	Polished Chrome Legs	\$39	ea.	SST	Solid Surface Tablet Arm - add to tablet option	\$141	
2FO	Two Fabric Option	\$110		SS5	Non-standard Solid Surface (5 tablets or less)	Call For Quote	
GD1	Ratchet Ganging Device for Soft Seating	\$58		ISB	Inset Back (Add to Standard Unit)	\$56	
GD2	Flat Ganging Device for Soft Seating	\$58					

DIMENSIONS	30° Inside Curve	30° Outside Curve
Seat Depth:	21"	21"
Seat Width:	17"	31"
Seat Height:	17"	17"
Overall Depth:	27"/28"	27"/28"
Overall Width:	17"/31"	17"/31"
Overall Height:	30"	30"
Qty./Wt.:	1 ea./58 lbs.	1 ea./68 lbs.



INSIDE CURVE UNIT WITH
OPTIONAL METAL/WOOD LEGS

MODEL / DESCRIPTION / LIST PRICING



1212 Inside 30° Curve Unit (4 Legs)

COM Yardage: Total: 4 Yds. / Back: 2 Yds. / Seat: 2 Yds.

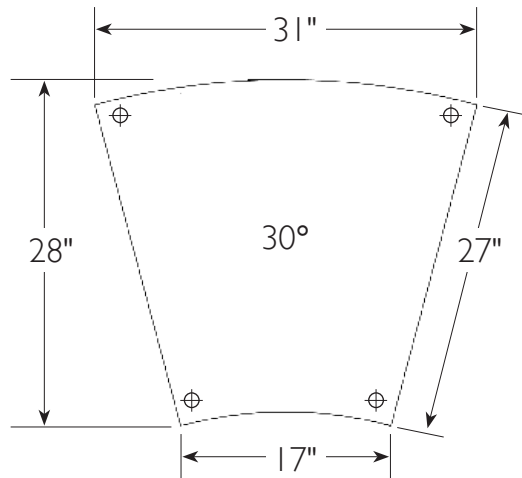
COM	GR1	GR2	GR3	GR4	GR5	GR6	GR7	GR8	GR9	GR10	LEA
\$1493	\$1574	\$1654	\$1745	\$1826	\$1917	\$2009	\$2100	\$2191	\$2284	\$2375	\$2506



1213 Outside 30° Curve Unit (4 Legs)

COM Yardage: Total: 3.5 Yds. / Back: 1.5 Yds. / Seat: 2 Yds.

COM	GR1	GR2	GR3	GR4	GR5	GR6	GR7	GR8	GR9	GR10	LEA
\$1579	\$1671	\$1751	\$1843	\$1923	\$2014	\$2106	\$2198	\$2289	\$2380	\$2472	\$2604



OPTIONS

Add upcharge to list price and code to model number

FR	CAL 133 (TB 133) Fire Retardant per yard	\$101	/yd.
MB	Moisture Barrier (up to 60" overall width)	\$141	ea.
WDL	Metal/Wood Legs	\$39	ea.
WDL-C	Chrome/Wood Legs	\$68	ea.
PC	Polished Chrome Legs	\$39	ea.
2FO	Two Fabric Option	\$110	
GD1	Ratchet Ganging Device for Soft Seating	\$58	
GD2	Flat Ganging Device for Soft Seating	\$58	

FMG	Floor Mount Glide	\$110	/4 pcs
TABF(-)	Fixed Tablet (outside, specify (L/R), shape A, B or C)	\$416	
TABFB(-)	Fixed Tablet (blade, specify (L/R), shape A, B or C)	\$416	
LAM5	Non-standard laminate (5 tablets or less)	\$281	ea. tablet
SST	Solid Surface Tablet Arm - add to tablet option	\$141	
SS5	Non-standard Solid Surface (5 tablets or less)	Call For Quote	
ISB	Inset Back (Add to Standard Unit)	\$56	

DIMENSIONS	45° Inside Curve	45° Outside Curve
Seat Depth:	21"	21"
Seat Width:	25"	46"
Seat Height:	17"	17"
Overall Depth:	27"/29.5"	27"/29.5"
Overall Width:	25.25"/46"	25.25"/46"
Overall Height:	30"	30"
Qty./Wt.:	1 ea./58 lbs.	1 ea./68 lbs.



INSIDE CURVE UNIT WITH
OPTIONAL METAL/WOOD LEGS

MODEL / DESCRIPTION / LIST PRICING



1214 Inside 45° Curve (4 Legs)

COM Yardage: Total: 5.5 Yds. / Back: 2.5 Yds. / Seat: 3 Yds.

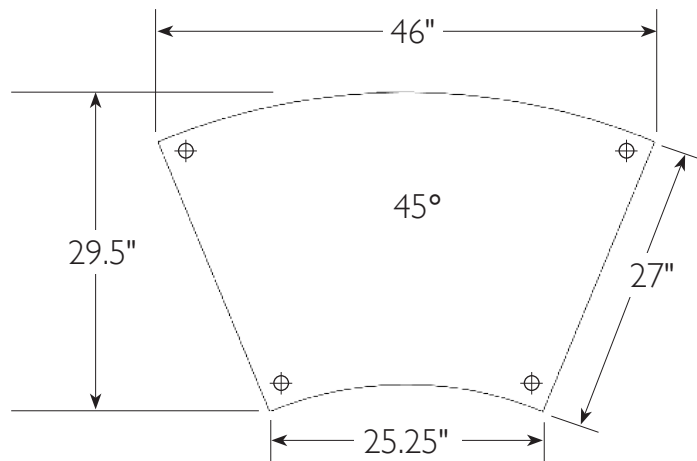
COM	GR1	GR2	GR3	GR4	GR5	GR6	GR7	GR8	GR9	GR10	LEA
\$2344	\$2466	\$2586	\$2720	\$2842	\$2975	\$3109	\$3241	\$3375	\$3509	\$3642	\$3782



1215 Outside 45° Curve (4 Legs)

COM Yardage: Total: 5.25 Yds. / Back: 2.25 Yds. / Seat: 3 Yds.

COM	GR1	GR2	GR3	GR4	GR5	GR6	GR7	GR8	GR9	GR10	LEA
\$2614	\$2736	\$2857	\$2990	\$3112	\$3246	\$3379	\$3513	\$3645	\$3779	\$3912	\$4052



OPTIONS

Add upcharge to list price and code to model number

FR	CAL 133 (TB 133) Fire Retardant per yard	\$101	/yd.	FMG	Floor Mount Glide	\$110	/4 pcs
MB	Moisture Barrier (up to 60" overall width)	\$141	ea.	TABF(-)	Fixed Tablet (outside, specify (L/R), shape A, B or C)	\$416	
WDL	Metal/Wood Legs	\$39	ea.	TABFB(-)	Fixed Tablet (blade, specify (L/R), shape A, B or C)	\$416	
WDL-C	Chrome/Wood Legs	\$68	ea.	LAM5	Non-standard laminate (5 tablets or less)	\$281	ea. tablet
PC	Polished Chrome Legs	\$39	ea.	SST	Solid Surface Tablet Arm - add to tablet option	\$141	
2FO	Two Fabric Option	\$110		SS5	Non-standard Solid Surface (5 tablets or less)	Call For Quote	
GD1	Ratchet Ganging Device for Soft Seating	\$58		ISB	Inset Back (Add to Standard Unit)	\$56	
GD2	Flat Ganging Device for Soft Seating	\$58					

DIMENSIONS	60° Inside Curve	60° Outside Curve
Seat Depth:	21"	21"
Seat Width:	33"	60"
Seat Height:	17"	17"
Overall Depth:	27"/31.5"	27"/31.5"
Overall Width:	33"/60"	33"/60"
Overall Height:	30"	30"
Qty./Wt.:	1 ea./58 lbs.	1 ea./68 lbs.



INSIDE CURVE UNIT WITH
OPTIONAL METAL/WOOD LEGS

MODEL / DESCRIPTION / LIST PRICING



1216 Inside 60° Curve (5 legs)

COM Yardage: Total: 7 Yds. / Back: 3 Yds. / Seat: 4 Yds.

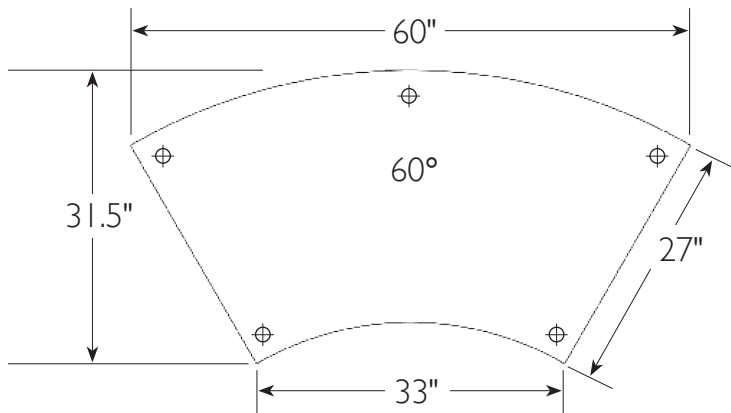
COM	GR1	GR2	GR3	GR4	GR5	GR6	GR7	GR8	GR9	GR10	LEA
\$2498	\$2620	\$2741	\$2875	\$2997	\$3130	\$3264	\$3397	\$3531	\$3664	\$3798	\$3937



1217 Outside 60° Curve (5 legs)

COM Yardage: Total: 6.5 Yds. / Back: 2.5 Yds. / Seat: 4 Yds.

COM	GR1	GR2	GR3	GR4	GR5	GR6	GR7	GR8	GR9	GR10	LEA
\$2638	\$2772	\$2893	\$3025	\$3146	\$3280	\$3413	\$3547	\$3680	\$3814	\$3947	\$4087



OPTIONS

Add upcharge to list price and code to model number

FR	CAL 133 (TB 133) Fire Retardant per yard	\$101	/yd.
MB	Moisture Barrier (up to 60" overall width)	\$141	ea.
WDL	Metal/Wood Legs	\$39	ea.
WDL-C	Chrome/Wood Legs	\$68	ea.
PC	Polished Chrome Legs	\$39	ea.
2FO	Two Fabric Option	\$110	
GD1	Ratchet Ganging Device for Soft Seating	\$58	
GD2	Flat Ganging Device for Soft Seating	\$58	

FMG	Floor Mount Glide	\$110	/4 pcs
TABF(-)	Fixed Tablet (outside, specify (L/R), shape A, B or C)	\$416	
TABFB(-)	Fixed Tablet (blade, specify (L/R), shape A, B or C)	\$416	
LAM5	Non-standard laminate (5 tablets or less)	\$281	ea. tablet
SST	Solid Surface Tablet Arm - add to tablet option	\$141	
SS5	Non-standard Solid Surface (5 tablets or less)	Call For Quote	
ISB	Inset Back (Add to Standard Unit)	\$56	

DIMENSIONS	Straight Panel	Straight Panel	Straight Panel
Panel Depth:	1"	1"	1"
Overall Width:	22"	30"	44"
Overall Height:	48"	48"	48"
Qty./Approx Wt.:	1 ea./100 lbs.	1 ea./110 lbs.	1 ea./120 lbs.

Note: For Laminate or Acrylic, please call for quote.



STRAIGHT PRIVACY PANEL

MODEL / DESCRIPTION / LIST PRICING



1262/22U	22" Straight Panel - Upholstered										COM Yardage - Panel: 1.5 Yds.
COM	GR1	GR2	GR3	GR4	GR5	GR6	GR7	GR8	GR9	GR10	LEA
\$693	\$742	\$773	\$803	\$836	\$868	\$904	\$939	\$976	\$1015	\$1056	\$1250
1262/30U	30" Straight Panel - Upholstered										COM Yardage - Panel: 2 Yds.
COM	GR1	GR2	GR3	GR4	GR5	GR6	GR7	GR8	GR9	GR10	LEA
\$860	\$919	\$956	\$993	\$1036	\$1075	\$1118	\$1163	\$1209	\$1256	\$1308	\$1545
1262/44U	44" Straight Panel - Upholstered										COM Yardage - Panel: 2.5 Yds.
COM	GR1	GR2	GR3	GR4	GR5	GR6	GR7	GR8	GR9	GR10	LEA
\$987	\$1056	\$1097	\$1143	\$1187	\$1237	\$1285	\$1337	\$1390	\$1446	\$1505	\$1777

OPTIONS

Add upcharge to list price and code to model number

FR	CAL 133 (TB 133) Fire Retardant per yard	\$101	/yd.	2FO	Two Fabric Option	\$110	
----	--	-------	------	-----	-------------------	-------	--


DIMENSIONS	Inset Straight Panel	Inset Straight Panel	Inset Straight Panel
Panel Depth:	1"	1"	1"
Overall Width:	18"	26"	40"
Overall Height:	48"	48"	48"
Qty./Approx Wt.:	1 ea./100 lbs.	1 ea./110 lbs.	1 ea./120 lbs.

Note: Upholstered panels are 1.0" thick.
For Laminate or Acrylic, please call for quote.



INSET STRAIGHT PRIVACY PANEL

MODEL / DESCRIPTION / LIST PRICING



1263/18U		Inset 18" Inset Straight Panel - Upholstered										COM Yardage - Panel: 1.5 Yds.
COM	GR1	GR2	GR3	GR4	GR5	GR6	GR7	GR8	GR9	GR10	LEA	
\$755	\$803	\$833	\$864	\$897	\$930	\$965	\$1000	\$1038	\$1076	\$1117	\$1310	
1263/26U		Inset 26" Inset Straight Panel - Upholstered										COM Yardage - Panel: 2 Yds.
COM	GR1	GR2	GR3	GR4	GR5	GR6	GR7	GR8	GR9	GR10	LEA	
\$919	\$981	\$1017	\$1053	\$1095	\$1135	\$1179	\$1224	\$1270	\$1318	\$1370	\$1606	
1263/40U		Inset 40" Inset Straight Panel - Upholstered										COM Yardage - Panel: 2.5 Yds.
COM	GR1	GR2	GR3	GR4	GR5	GR6	GR7	GR8	GR9	GR10	LEA	
\$1048	\$1117	\$1159	\$1203	\$1249	\$1296	\$1345	\$1398	\$1451	\$1507	\$1565	\$1837	

OPTIONS

Add upcharge to list price and code to model number

FR	CAL 133 (TB 133) Fire Retardant per yard	\$101	/yd.	2FO	Two Fabric Option	\$110	
----	--	-------	------	-----	-------------------	-------	--

DIMENSIONS	Inside Curve Panel	Inside Curve Panel	Inside Curve Panel
Panel Depth:	1"	1"	1"
Overall Width:	31"	46"	60"
Overall Height:	48"	48"	48"
Qty./Approx Wt.:	1 ea./100 lbs.	1 ea./110 lbs.	1 ea./120 lbs.

DIMENSIONS	Outside Curve Panel	Outside Curve Panel	Outside Curve Panel
Panel Depth:	1"	1"	1"
Overall Width:	17"	25"	33"
Overall Height:	48"	48"	48"
Qty./Approx Wt.:	1 ea./100 lbs.	1 ea./110 lbs.	1 ea./120 lbs.



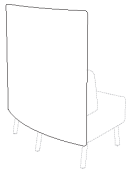
45° INSIDE CURVE PRIVACY PANEL



45° OUTSIDE CURVE PANEL

Note: Upholstered panels are 1.0" thick.
For Laminate or Acrylic, please call for quote.

MODEL / DESCRIPTION / LIST PRICING



1270/30U 30° Inside Curve Panel - Upholstered COM Yardage - Panel: 2 Yds.

COM	GR1	GR2	GR3	GR4	GR5	GR6	GR7	GR8	GR9	GR10	LEA
\$1289	\$1377	\$1431	\$1490	\$1550	\$1612	\$1676	\$1743	\$1815	\$1885	\$1960	\$2318

1270/45U 45° Inside Curve Panel - Upholstered COM Yardage - Panel: 3 Yds.

COM	GR1	GR2	GR3	GR4	GR5	GR6	GR7	GR8	GR9	GR10	LEA
\$1482	\$1586	\$1648	\$1713	\$1783	\$1854	\$1929	\$2006	\$2085	\$2169	\$2254	\$2666

1270/60U 60° Inside Curve Panel - Upholstered COM Yardage - Panel: 4 Yds.

COM	GR1	GR2	GR3	GR4	GR5	GR6	GR7	GR8	GR9	GR10	LEA
\$2313	\$2474	\$2574	\$2678	\$2783	\$2894	\$3009	\$3131	\$3254	\$3386	\$3521	\$4163



1272/30U 30° Outside Curve Panel - Upholstered COM Yardage - Panel: 2 Yds.

COM	GR1	GR2	GR3	GR4	GR5	GR6	GR7	GR8	GR9	GR10	LEA
\$1095	\$1171	\$1217	\$1267	\$1317	\$1372	\$1426	\$1482	\$1541	\$1602	\$1667	\$1971

1272/45U 45° Outside Curve Panel - Upholstered COM Yardage - Panel: 3 Yds.

COM	GR1	GR2	GR3	GR4	GR5	GR6	GR7	GR8	GR9	GR10	LEA
\$1259	\$1348	\$1401	\$1455	\$1517	\$1576	\$1641	\$1704	\$1771	\$1844	\$1915	\$2265

1272/60U 60° Outside Curve Panel - Upholstered COM Yardage - Panel: 4 Yds.

COM	GR1	GR2	GR3	GR4	GR5	GR6	GR7	GR8	GR9	GR10	LEA
\$1965	\$2102	\$2187	\$2276	\$2366	\$2458	\$2559	\$2662	\$2767	\$2877	\$2995	\$3537

OPTIONS

Add upcharge to list price and code to model number

FR	CAL 133 (TB 133) Fire Retardant per yard	\$101	/yd.	2FO	Two Fabric Option	\$110	
----	--	-------	------	-----	-------------------	-------	--

DIMENSIONS	Inset Inside Curve Panel	Inset Inside Curve Panel	Inset Inside Curve Panel
Panel Depth:	1"	1"	1"
Overall Width:	27"	42"	56"
Overall Height:	48"	48"	48"
Qty./Wt.:	1 ea./100 lbs.	1 ea./110 lbs.	1 ea./120 lbs.

DIMENSIONS	Inset Outside Curve Panel	Inset Outside Curve Panel	Inset Outside Curve Panel
Panel Depth:	1"	1"	1"
Overall Width:	13"	21"	29"
Overall Height:	48"	48"	48"
Qty./Wt.:	1 ea./100 lbs.	1 ea./110 lbs.	1 ea./120 lbs.



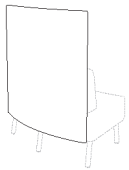
INSET INSIDE CURVE PRIVACY PANEL



INSET OUTSIDE CURVE PRIVACY PANEL

Note: Upholstered panels are 1.0" thick.
For Laminate or Acrylic, please call for quote.

MODEL / DESCRIPTION / LIST PRICING



1271/30U Inset 30° Inside Curve Panel - Upholstered COM Yardage - Panel: 2 Yds.

COM	GR1	GR2	GR3	GR4	GR5	GR6	GR7	GR8	GR9	GR10	LEA
\$1349	\$1438	\$1492	\$1551	\$1609	\$1673	\$1737	\$1804	\$1874	\$1944	\$2021	\$2379

1271/45U Inset 45° Inside Curve Panel - Upholstered COM Yardage - Panel: 3 Yds.

COM	GR1	GR2	GR3	GR4	GR5	GR6	GR7	GR8	GR9	GR10	LEA
\$1541	\$1646	\$1710	\$1774	\$1844	\$1914	\$1990	\$2066	\$2144	\$2229	\$2315	\$2725

1271/60U Inset 60° Inside Curve Panel - Upholstered COM Yardage - Panel: 4 Yds.

COM	GR1	GR2	GR3	GR4	GR5	GR6	GR7	GR8	GR9	GR10	LEA
\$2373	\$2534	\$2633	\$2738	\$2844	\$2954	\$3071	\$3192	\$3316	\$3447	\$3583	\$4223



1273/30U Inset 30° Outside Curve Panel - Upholstered COM Yardage - Panel: 2 Yds.

COM	GR1	GR2	GR3	GR4	GR5	GR6	GR7	GR8	GR9	GR10	LEA
\$1156	\$1231	\$1277	\$1327	\$1377	\$1431	\$1486	\$1541	\$1603	\$1662	\$1728	\$2031

1273/45U Inset 45° Outside Curve Panel - Upholstered COM Yardage - Panel: 3 Yds.

COM	GR1	GR2	GR3	GR4	GR5	GR6	GR7	GR8	GR9	GR10	LEA
\$1320	\$1408	\$1462	\$1517	\$1577	\$1637	\$1700	\$1765	\$1832	\$1905	\$1977	\$2327

1273/60U Inset 60° Outside Curve Panel - Upholstered COM Yardage - Panel: 4 Yds.

COM	GR1	GR2	GR3	GR4	GR5	GR6	GR7	GR8	GR9	GR10	LEA
\$2026	\$2162	\$2248	\$2336	\$2426	\$2520	\$2619	\$2722	\$2828	\$2938	\$3055	\$3599

OPTIONS

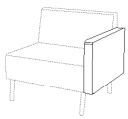
Add upcharge to list price and code to model number

FR	CAL 133 (TB 133) Fire Retardant per yard	\$101	/yd.	2FO	Two Fabric Option	\$110	
----	--	-------	------	-----	-------------------	-------	--

DIMENSIONS	Outside Slim Arm L/R	Center Slim Arm
Overall Depth:	27"	20"
Overall Width:	3"	3"
Arm Height:	24"	7"
Qty./Wt.:	1 ea./25 lbs.	1 ea./10 lbs.



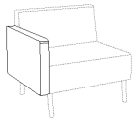
MODEL / DESCRIPTION / LIST PRICING



1259L Left Outside Slim Arm

COM Yardage: Total: 1.5 Yds.

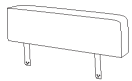
COM	GR1	GR2	GR3	GR4	GR5	GR6	GR7	GR8	GR9	GR10	LEA
\$288	\$310	\$321	\$334	\$348	\$361	\$376	\$391	\$406	\$423	\$440	\$519



1259R Right Outside Slim Arm

COM Yardage: Total: 1.5 Yds.

COM	GR1	GR2	GR3	GR4	GR5	GR6	GR7	GR8	GR9	GR10	LEA
\$288	\$310	\$321	\$334	\$348	\$361	\$376	\$391	\$406	\$423	\$440	\$519



1259C Center Slim Arm

COM Yardage: Total: 1 Yds.

COM	GR1	GR2	GR3	GR4	GR5	GR6	GR7	GR8	GR9	GR10	LEA
\$265	\$313	\$350	\$399	\$435	\$471	\$508	\$543	\$593	\$641	\$689	\$798

TABLET SHAPES

Three Tablet Shapes::

Choose from the three shapes shown and specify; A, B or C and left or right (outside tablet) when ordering.

Example: TABF-(A) Left - this would be a fixed shape A tablet on the left side (when seated).

Laminate Top:

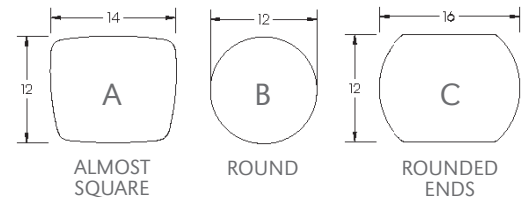
Tablet orders of 5 or less have 4 standard laminate colors:

- Wilsonart Black 1595-60
- Wilsonart Montana Walnut 7110K-78
- Formica Brite White 459-58
- Nevamar Silver Alu Metalx MXT003

Solid Surface Top:

Tablet orders of 5 or less have 4 standard Corian colors:

- Bone
- Bronzite
- Glacier White
- Silver Grey



OPTIONS

Add upcharge to list price and code to model number

FR	CAL 133 (TB 133) Fire Retardant per yard	\$101	/yd.	TABR2-(L)	Removable Tablet (specify A, B or C both arm openings)	\$640	
WAC	Wood Arm Cap (Slim Arm)	\$100	each	LAM5	Non-standard laminate (5 tablets or less)	\$281	ea. tablet
PAC	Poly Arm Cap - Standard Black/Charcoal (Slim Arm)	\$77	each	SST	Solid Surface Tablet Arm - add to tablet option	\$141	
TAB-(L)	Swivel Tablet (specify A, B or C, left or right arm)	\$444		SS5	Non-standard Solid Surface (5 tablets or less)	Call For Quote	
TABR1-(L)	Removable Tablet (specify A, B or C, left or right arm)	\$528					

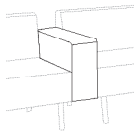
DIMENSIONS	Center Box Arm
Overall Depth:	27"
Overall Width:	8"
Arm Height:	24"
Qty./Wt.:	1 ea./25 lbs.

Note: Box arms are only available as center arms



CENTER BOX ARMS

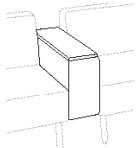
MODEL / DESCRIPTION / LIST PRICING



1260C Box Arm

COM Yardage: Total: 2 Yds

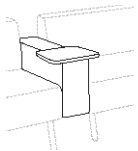
COM	GR1	GR2	GR3	GR4	GR5	GR6	GR7	GR8	GR9	GR10	LEA
\$352	\$401	\$437	\$485	\$522	\$558	\$595	\$631	\$679	\$728	\$777	\$886



1260W Box Arm plus Table

COM Yardage: Total: 2 Yds

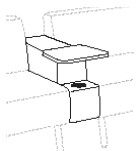
COM	GR1	GR2	GR3	GR4	GR5	GR6	GR7	GR8	GR9	GR10	LEA
\$734	\$782	\$819	\$867	\$904	\$940	\$976	\$1013	\$1062	\$1110	\$1159	\$1268



1260T Box Arm plus Fixed Tablet

COM Yardage: Total: 2 Yds

COM	GR1	GR2	GR3	GR4	GR5	GR6	GR7	GR8	GR9	GR10	LEA
\$691	\$740	\$777	\$825	\$862	\$898	\$934	\$971	\$1020	\$1067	\$1116	\$1225



1260TC Box Arm plus Fixed Tablet plus Cup Holder

COM Yardage: Total: 2 Yds

COM	GR1	GR2	GR3	GR4	GR5	GR6	GR7	GR8	GR9	GR10	LEA
\$983	\$1031	\$1067	\$1116	\$1153	\$1188	\$1225	\$1262	\$1310	\$1359	\$1407	\$1517

Notes:

• Box arm pricing includes ganging

Laminate Top:

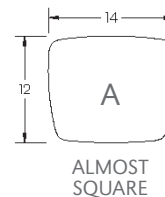
Tablet orders of 5 or less have 4 standard laminate colors:

- Wilsonart Black 1595-60
- Wilsonart Montana Walnut 7110K-78
- Formica Brite White 459-58
- Nevamar Silver Alu Metalx MXT003

Solid Surface Top:

Tablet orders of 5 or less have 4 standard Corian colors:

- Bone
- Bronzite
- Glacier White
- Silver Grey




Box Arm Cap tablet available in Shape A only and is fixed

OPTIONS

Add upcharge to list price and code to model number

FR	CAL 133 (TB 133) Fire Retardant per yard	\$101	/yd.	LAM5	Non-standard laminate (5 tablets or less)	\$281	ea. tablet
BWAC	Wood Arm Cap (Box Arm)	\$264	ea.	SST	Solid Surface Tablet Arm - add to tablet option	\$141	
				SS5	Non-standard Solid Surface (5 tablets or less)	Call For Quote	

DIMENSIONS	22" Straight	30" Straight	44" Straight
Seat Height:	17"	17"	17"
Overall Depth:	27"	27"	27"
Overall Width:	22"	30"	44"
Qty./Wt.:	1 ea./58 lbs.	1 ea./68 lbs.	1 ea./85 lbs.



44" BACKLESS STRAIGHT UNIT COMPLEMENTED WITH TRENO AND DIXON OCCASIONAL TABLES

MODEL / DESCRIPTION / LIST PRICING



1226 22" W Backless Straight (4 Legs)

COM Yardage: Total: 2 Yds. / Sides: 1 Yds. / Top Front Rear 1 Yds.

COM	GR1	GR2	GR3	GR4	GR5	GR6	GR7	GR8	GR9	GR10	LEA
\$1300	\$1385	\$1470	\$1567	\$1653	\$1750	\$1847	\$1943	\$2041	\$2138	\$2234	\$2374



1228 30" W Backless Straight (4 Legs)

COM Yardage: Total: 2.75 Yds. / Sides: 1 Yds. / Top Front Rear 1.75 Yds.

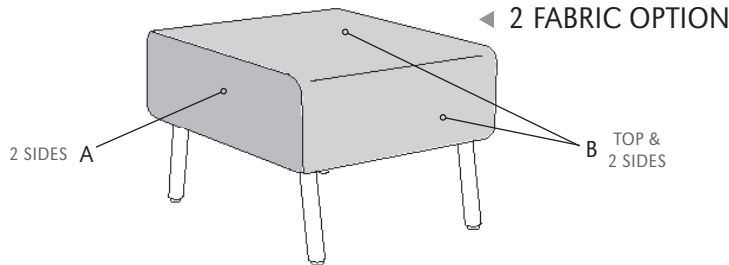
COM	GR1	GR2	GR3	GR4	GR5	GR6	GR7	GR8	GR9	GR10	LEA
\$1540	\$1686	\$1832	\$1978	\$2123	\$2268	\$2414	\$2560	\$2706	\$2851	\$2997	\$3137



1230 44" W Backless Straight (4 Legs)

COM Yardage: Total: 3 Yds. / Sides: 1 Yds. / Top Front Rear 2 Yds.

COM	GR1	GR2	GR3	GR4	GR5	GR6	GR7	GR8	GR9	GR10	LEA
\$2253	\$2399	\$2544	\$2690	\$2834	\$2981	\$3126	\$3272	\$3419	\$3563	\$3709	\$3848



OPTIONS

Add upcharge to list price and code to model number

FR	CAL 133 (TB 133) Fire Retardant per yard	\$101	/yd.	GD2	Flat Ganging Device for Soft Seating	\$58	
MB	Moisture Barrier (up to 60" overall width)	\$141	ea.	FMG	Floor Mount Glide	\$110	/4 pcs
WDL	Metal/Wood Legs	\$39	ea.	TABF(-)	Fixed Tablet (outside, specify (L/R), shape A, B or C)	\$416	
WDL-C	Chrome/Wood Legs	\$68	ea.	TABFB(-)	Fixed Tablet (blade, specify (L/R), shape A, B or C)	\$416	
PC	Polished Chrome Legs	\$39	ea.	LAM5	Non-standard laminate (5 tablets or less)	\$281	ea. tablet
2FO	Two Fabric Option	\$110		SST	Solid Surface Tablet Arm - add to tablet option	\$141	
GD1	Ratchet Ganging Device for Soft Seating	\$58		SS5	Non-standard Solid Surface (5 tablets or less)		Call For Quote

DIMENSIONS	30° Curve	45° Curve	60° Curve
Seat Height:	17"	17"	17"
Overall Depth:	27"/28"	27"/29.5"	27"/31.5"
Overall Width:	17"/31"	25.25"/46"	33"/60"
Qty./Wt.:	1 ea./58 lbs.	1 ea./68 lbs.	1 ea./85 lbs.



30° BACKLESS CURVE UNIT

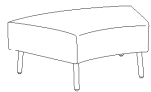
MODEL / DESCRIPTION / LIST PRICING



1232 30° Backless Curve (4 Legs)

COM Yardage: Total: 2.25 Yds. / Sdies: 1 Yds. / Top-Front-Rear: 1.25 Yds

COM	GR1	GR2	GR3	GR4	GR5	GR6	GR7	GR8	GR9	GR10	LEA
\$1363	\$1448	\$1534	\$1630	\$1715	\$1812	\$1910	\$2007	\$2104	\$2201	\$2297	\$2438



1234 45° Backless Curve (4 Legs)

COM Yardage: Total: 3 Yds. / Sdies: 1 Yds. / Top-Front-Rear: 2 Yds

COM	GR1	GR2	GR3	GR4	GR5	GR6	GR7	GR8	GR9	GR10	LEA
\$1978	\$2063	\$2147	\$2245	\$2330	\$2426	\$2523	\$2620	\$2718	\$2814	\$2912	\$3051



1236 60° Backless Curve (5 Legs)

COM Yardage: Total: 4.5 Yds. / Sdies: 1 Yds. / Top-Front-Rear: 3.5 Yds

COM	GR1	GR2	GR3	GR4	GR5	GR6	GR7	GR8	GR9	GR10	LEA
\$2116	\$2201	\$2286	\$2383	\$2468	\$2564	\$2662	\$2759	\$2856	\$2953	\$3050	\$3190

OPTIONS

Add upcharge to list price and code to model number

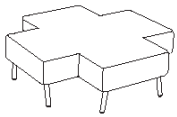
FR	CAL 133 (TB 133) Fire Retardant per yard	\$101	/yd.	GD2	Flat Ganging Device for Soft Seating	\$58	
MB	Moisture Barrier (up to 60" overall width)	\$141	ea.	FMG	Floor Mount Glide	\$110	/4 pcs
WDL	Metal/Wood Legs	\$39	ea.	TABF(-)	Fixed Tablet (outside, specify (L/R), shape A, B or C)	\$416	
WDL-C	Chrome/Wood Legs	\$68	ea.	TABFB(-)	Fixed Tablet (blade, specify (L/R), shape A, B or C)	\$416	
PC	Polished Chrome Legs	\$39	ea.	LAM5	Non-standard laminate (5 tablets or less)	\$281	ea. tablet
2FO	Two Fabric Option	\$110		SST	Solid Surface Tablet Arm - add to tablet option	\$141	
GD1	Ratchet Ganging Device for Soft Seating	\$58		SS5	Non-standard Solid Surface (5 tablets or less)	Call For Quote	

DIMENSIONS	Quattro
Seat Height:	17"
Overall Depth:	54"
Overall Width:	54"
Overall Height:	17"
Seat Depth:	27"
Qty./Wt.:	1 ea./90 lbs.



QUATTRO

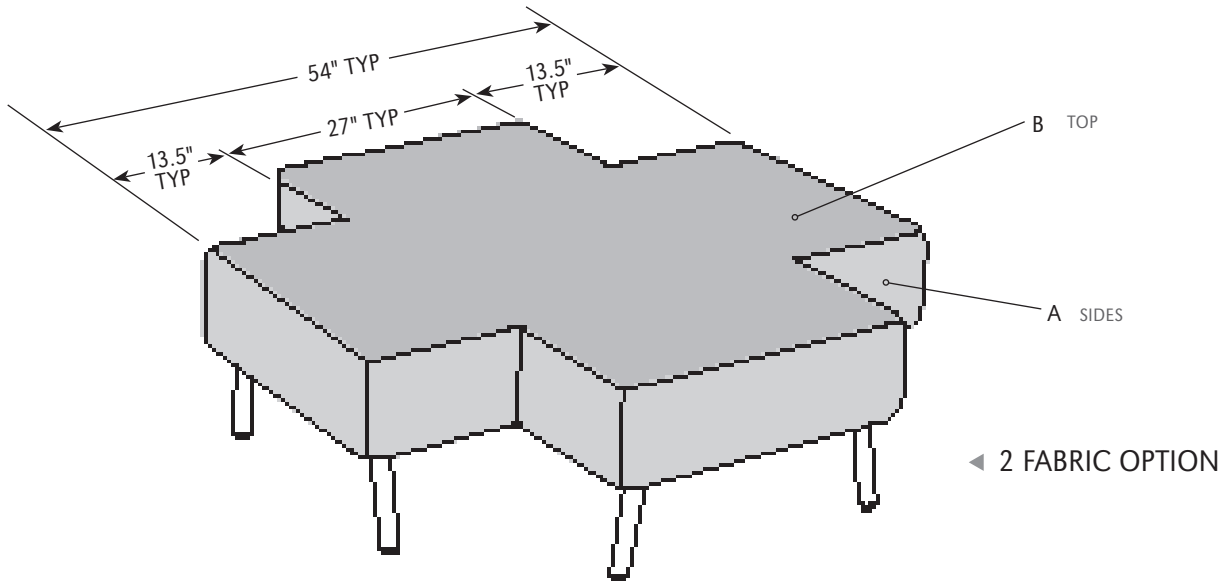
MODEL / DESCRIPTION / LIST PRICING



1225 Quattro (8 Legs)

COM Yardage: Total: 6 Yds. / Top: 3 Yds. / Sides: 3 Yds.

COM	GR1	GR2	GR3	GR4	GR5	GR6	GR7	GR8	GR9	GR10	LEA
\$4449	\$4594	\$4740	\$4884	\$5031	\$5177	\$5322	\$5469	\$5613	\$5759	\$5904	\$6044



OPTIONS

Add upcharge to list price and code to model number

FR	CAL 133 (TB 133) Fire Retardant per yard	\$101	/yd.	GD2	Flat Ganging Device for Soft Seating	\$58	
MB	Moisture Barrier (up to 60" overall width)	\$141	ea.	FMG	Floor Mount Glide	\$110	/4 pcs
WDL	Metal/Wood Legs	\$39	ea.	TABF-(L)	Fixed Tablet (outside, specify (L/R), shape A, B or C)	\$416	
WDL-C	Chrome/Wood Legs	\$68	ea.	TABFB-(L)	Fixed Tablet (blade, specify (L/R), shape A, B or C)	\$416	
PC	Polished Chrome Legs	\$39	ea.	LAM5	Non-standard laminate (5 tablets or less)	\$281	ea. tablet
2FO	Two Fabric Option	\$110		SST	Solid Surface Tablet Arm - add to tablet option	\$141	
GD1	Ratchet Ganging Device for Soft Seating	\$58		SS5	Non-standard Solid Surface (5 tablets or less)	Call For Quote	

Note: Due to it's size, Moisture Barrier is priced at MB60 pricing.

OPTIONS

- CODE: FR - CAL 133 (TB 133) Fire Retardant
- CODE: MB - Moisture Barrier (up to 60" overall width)
- CODE: MB60 - Moisture Barrier (over 60" overall width)
- CODE: PC - Polished Chrome Legs
- CODE: WDL - Metal/Wood Legs. (Specify powder coat and wood color)
- CODE: WDL-C - Chrome/Wood Legs. (Specify wood color)
- CODE: 2FO - Two Fabric Option
- CODE: 3FO - Three Fabric Option
- CODE: PAC-L - Poly Arm Caps
- CODE: WAC-L - Wood Arm Caps
- CODE: BWAC - Wood Arm Caps for Box Arm
- CODE: TAB-(_) - Swivel Tablet (shape A, B or C, left or right arm)
- CODE: TABR1-(_) - Removable Tablet (shape A, B or C, left or right arm)
- CODE: TABR2-(_) - Removable Tablet (shape A, B or C, hardware both arms)
- CODE: LAM5 - Non-standard laminate for 5 or less tablets see options for upcharge
- CODE: SST - Solid Surface Tablet Arm
- CODE: SS5 - Non-standard Solid Surface top for 5 or less tablets

Note: Factory installed power/data available, see accessories online under the 'Products' tab.



SINGLE SEAT LOUNGE WITH OPTIONAL TABLET ARM AND METAL/WOOD LEGS



BARIATRIC LOUNGE

TABLET SHAPES

Three Tablet Shapes::

Choose from the three shapes shown and specify; A, B or C and left or right (outside tablet) when ordering.

Example: TABF-(A) Left - this would be a fixed shape A tablet on the left side (when seated).

Laminate Top:

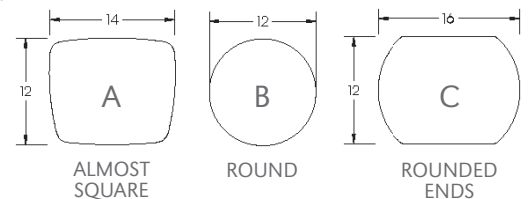
Tablet orders of 5 or less have 4 standard laminate colors:

- Wilsonart Black 1595-60
- Wilsonart Montana Walnut 7110K-78
- Formica Brite White 459-58
- Nevamar Silver Alu Metalx MXT003

Solid Surface Top:

Tablet orders of 5 or less have 4 standard Corian colors:

- Bone
- Bronzite
- Glacier White
- Silver Grey



DIMENSIONS	22" Straight	30" Straight	44" Straight
Seat Depth:	21"	21"	21"
Seat Width:	22"	30"	44"
Seat Height:	17"	17"	17"
Overall Depth:	27"	27"	27"
Overall Width:	27"	35"	49"
Overall Height:	30"	30"	30"
Qty./Wt.:	1 ea./75 lbs.	1 ea./90 lbs.	1 ea./110 lbs.



TWO SEAT LOUNGE

MODEL / DESCRIPTION / LIST PRICING



1200L Single Seat Lounge

COM Yardage: Total: 5.5 Yds. / Back: 1.5 Yds. / Seat: 1.5 Yds. / Arms 2.5 Yds.

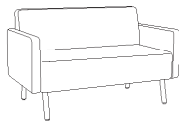
COM	GR1	GR2	GR3	GR4	GR5	GR6	GR7	GR8	GR9	GR10	LEA
\$2496	\$2643	\$2788	\$2934	\$3078	\$3225	\$3370	\$3516	\$3662	\$3806	\$3953	\$4093



1202L Bariatric Lounge

COM Yardage: Total: 6.5 Yds. / Back: 1.75 Yds. / Seat: 2.25 Yds. / Arms 2.5 Yds.

COM	GR1	GR2	GR3	GR4	GR5	GR6	GR7	GR8	GR9	GR10	LEA
\$3239	\$3422	\$3567	\$3712	\$3857	\$4004	\$4149	\$4295	\$4439	\$4586	\$4732	\$4871



1204L Two Seat Lounge

COM Yardage: Total: 7.5 Yds. / Back: 2.5 Yds. / Seat: 2.5 Yds. / Arms 2.5 Yds.

COM	GR1	GR2	GR3	GR4	GR5	GR6	GR7	GR8	GR9	GR10	LEA
\$3625	\$3806	\$3953	\$4098	\$4244	\$4389	\$4535	\$4680	\$4826	\$4971	\$5118	\$5257

OPTIONS

Add upcharge to list price and code to model number

FR	CA133 Fire Retardant per yard	\$101	/yd.	3FO	Three Fabric Option	\$166	
MB	Moisture Barrier (up to 60" overall width)	\$141	ea.	TAB-()	Swivel Tablet (specify A, B or C, left or right arm)	\$444	
PAC	Poly Arm Cap - Standard Black/Charcoal (Slim Arm)	\$77	ea.	TABR1-()	Removable Tablet (specify A, B or C, left or right arm)	\$528	
WAC	Wood Arm Cap (Slim Arm)	\$100	ea.	TABR2-()	Removable Tablet (specify A, B or C both arm openings)	\$640	
WDL	Metal/Wood Legs	\$39	ea.	LAM5	Non-standard laminate (5 tablets or less)	\$281	ea. tablet
WDL-C	Chrome/Wood Legs	\$68	ea.	SST	Solid Surface Tablet Arm - add to tablet option	\$141	
PC	Polished Chrome Legs	\$39	ea.	SS5	Non-standard Solid Surface (5 tablets or less)		Call For Quote
2FO	Two Fabric Option	\$110					

DIMENSIONS	Single Hideout	Two Seat Hideout
Seat Depth:	20"	20"
Seat Width:	30"	44"
Seat Height:	17"	17"
Overall Depth:	28"	28"
Overall Width:	32"	46"
Overall Height:	48"	48"
Qty./Wt.:	1 ea./150 lbs.	1 ea./175 lbs.



TWO SEAT HIDEOUT WITH 22" BOLSTERS
WOOD LEGS AND DIXON LAPTOP TABLE



HIDEOUT PROFILE VIEW

MODEL / DESCRIPTION / LIST PRICING



1222 Single Hideout (4 Legs)

COM Yardage: Seat: 3.75 Yds. / Back: 1.5 Yds.

Panels Total: 8 Yds. / Outside 4 Yds. / Inside 4 Yds.

COM	GR1	GR2	GR3	GR4	GR5	GR6	GR7	GR8	GR9	GR10	LEA
\$3943	\$4046	\$4155	\$4276	\$4385	\$4506	\$4628	\$4749	\$4871	\$4992	\$5138	\$5278

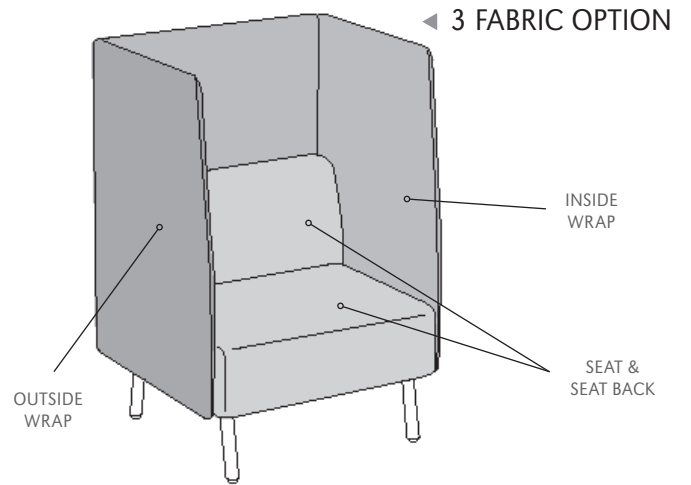
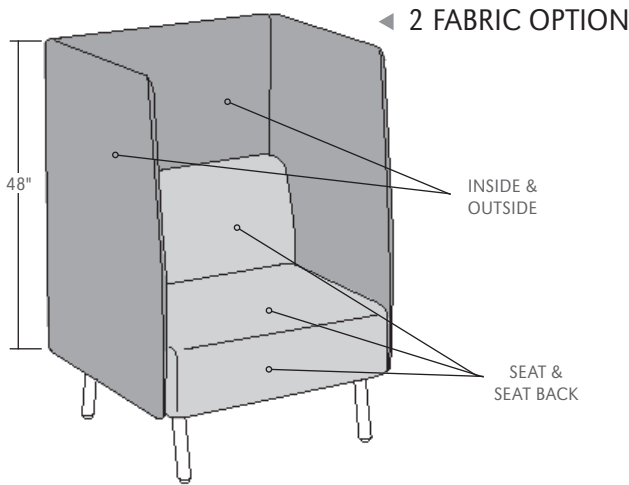


1224 Two Seat Hideout (4 Legs)

COM Yardage: Seat: 2.75 Yds. / Back: 2 Yds.

Panels Total: 9 Yds. / Outside 4.5 Yds. / Inside 4.5 Yds.

COM	GR1	GR2	GR3	GR4	GR5	GR6	GR7	GR8	GR9	GR10	LEA
\$4880	\$5027	\$5172	\$5317	\$5462	\$5608	\$5755	\$5900	\$6045	\$6190	\$6337	\$6476



NOTE: 1.5" THICK FINISHED PANEL
SHIPPED COMPLETELY ASSEMBLED

OPTIONS

Add upcharge to list price and code to model number

FR	CAL 133 (TB 133) Fire Retardant per yard	\$101	/yd.
MB	Moisture Barrier (up to 60" overall width)	\$141	ea.
WDL	Metal/Wood Legs	\$39	ea.
WDL-C	Chrome/Wood Legs	\$68	ea.

PC	Polished Chrome Legs	\$39	ea.
2FO	Two Fabric Option	\$110	
3FO	Three Fabric Option	\$166	
GD	Ganging Device	\$58	

DIMENSIONS	Single Hideout	Two Seat Hideout
Seat Depth:	20"	20"
Seat Width:	30"	44"
Seat Height:	17"	17"
Arm Height:	24.5"	24.5"
Overall Depth:	28"	28"
Overall Width:	40"	54"
Overall Height:	48"	48"
Qty./Wt.:	1 ea./180 lbs.	1 ea./195 lbs.



LAGUNA TWO SEAT HIDEOUT WITH BOX ARM AND OPTIONAL BOX ARM TABLE AND POWER

Laminate Top Note:

- Tops are 3/4" laminate
- Std with edge 4B multi-exposed core


MODEL / DESCRIPTION / LIST PRICING



1222A-(L/R) Single Hideout w/Box Arm (4 Legs)

COM	GR1	GR2	GR3	GR4	GR5	GR6	GR7	GR8	GR9	GR10	LEA
\$4710	\$4800	\$4895	\$5001	\$5096	\$5202	\$5308	\$5414	\$5520	\$5626	\$5754	\$5876

COM Yardage: Seat: 2.25 Yds. / Back: 1.5 Yds. / Box Arms: 2 Yds.
Panels Total: 9 Yds. / Outside 4.5 Yds. / Inside 4.5 Yds.



1224A-(L/R) Two Seat Hideout w/Box Arm (4 Legs)

COM	GR1	GR2	GR3	GR4	GR5	GR6	GR7	GR8	GR9	GR10	LEA
\$5112	\$5202	\$5298	\$5404	\$5499	\$5605	\$5711	\$5817	\$5923	\$6029	\$6156	\$6278

COM Yardage: Seat: 2.75 Yds. / Back: 2 Yds./ Box Arms: 2 Yds.
Panels Total: 10 Yds. / Outside 5 Yds. / Inside 5 Yds.

Hideout Box Arm Note:

When sitting, specify right or left arm.

BOX ARM TABLE & ARTICULATING TABLET NOTES

Box Arm Table and Articulating Tablet orders of 5 or less:

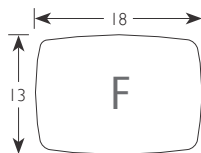
4 standard laminate colors:

- Wilsonart Black 1595-60
- Wilsonart Montana Walnut 7110K-78
- Formica Brite White 459-58
- Nevamar Silver Alu Metalx MXT003


Box Arm Table only - 4 standard Corian colors (solid surface):

- Bone
- Bronzite
- Glacier White
- Silver Grey

Articulating tablet available in Shape F only (Solid surface not available)



ALMOST RECTANGLE



HIDEOUT BOX ARM SHOWN WITH TABLE AND ARTICULATING TABLET OPTIONS

OPTIONS

Add upcharge to list price and code to model number

FR	CAL 133 (TB 133) Fire Retardant per yard	\$101	/yd.
MB	Moisture Barrier (up to 60" overall width)	\$141	ea.
WDL	Metal/Wood Legs	\$39	ea.
WDL-C	Chrome/Wood Legs	\$68	ea.
PC	Polished Chrome Legs	\$39	ea.
2FO	Two Fabric Option	\$110	
3FO	Three Fabric Option	\$166	
GD	Ganging Device	\$58	

BWAC	Wood Arm Cap (Box Arm)	\$264	ea.
LAM5	Non-standard laminate (5 tablets or less)	\$281	ea. tablet
SST	Solid Surface Table - add to table option	\$141	
SS5	Non-standard Solid Surface (5 tables or less)	Call For Quote	
HBA-L	Box Arm + Table	\$382	
HBA-T	Box Arm + Articulating Tablet	\$688	
HBA-LT	Box Arm + Table + Articulating Tablet	\$1101	

DIMENSIONS	22" Bolster	30" Bolster	44" Bolster	12"x20" Pillow	16"x16" Pillow
Overall Depth:	6"	6"	6"	4"	4"
Overall Width:	22"	30"	44"	20"	16"
Overall Height:	6"	6"	6"	12"	16"
Qty./Wt.:	1 ea./25 lbs.	1 ea./25 lbs.	1 ea./25 lbs.	1 ea./25 lbs.	1 ea./25 lbs.



LAGUNA TWO SEAT HIDEOUT WITH 44" BOLSTER

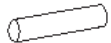
MODEL / DESCRIPTION / LIST PRICING



1219-22 22" Round Bolster

COM Yardage: Total: .75 Yds.

COM	GR1	GR2	GR3	GR4	GR5	GR6	GR7	GR8	GR9	GR10	LEA
\$307	\$329	\$341	\$355	\$370	\$385	\$401	\$417	\$432	\$449	\$469	\$553



1219-30 30" Round Bolster

COM Yardage: Total: 1 Yds.

COM	GR1	GR2	GR3	GR4	GR5	GR6	GR7	GR8	GR9	GR10	LEA
\$383	\$409	\$427	\$444	\$462	\$481	\$499	\$519	\$540	\$562	\$584	\$690



1219-44 44" Round Bolster

COM Yardage: Total: 1.5 Yds.

COM	GR1	GR2	GR3	GR4	GR5	GR6	GR7	GR8	GR9	GR10	LEA
\$489	\$524	\$543	\$565	\$588	\$611	\$637	\$661	\$688	\$716	\$744	\$880



1220 12" x 20" Rectangle Pillow

COM Yardage: Total: .75 Yds.

COM	GR1	GR2	GR3	GR4	GR5	GR6	GR7	GR8	GR9	GR10	LEA
\$379	\$406	\$422	\$440	\$457	\$475	\$494	\$513	\$534	\$555	\$578	\$684



1221 16" x 16" Square Pillow

COM Yardage: Total: .75 Yds.

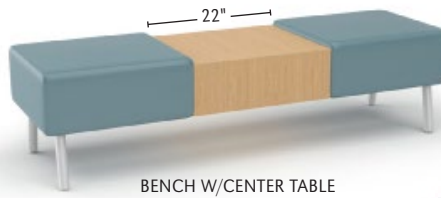
COM	GR1	GR2	GR3	GR4	GR5	GR6	GR7	GR8	GR9	GR10	LEA
\$403	\$430	\$447	\$466	\$484	\$504	\$525	\$544	\$566	\$588	\$613	\$725

OPTIONS

Add upcharge to list price and code to model number

FR	CAL 133 (TB 133) Fire Retardant per yard	\$101	/yd.	MB	Moisture Barrier (up to 60" overall width)	\$141	ea.
----	--	-------	------	----	--	-------	-----

DIMENSIONS	22" Straight	44" Straight	66" Straight
Overall Depth:	20"	20"	20"
Overall Width:	22"	44"	66"
Overall Height:	17"	17"	17"
Qty./Wt.:	1 ea./58 lbs.	1 ea./68 lbs.	1 ea./85 lbs.



BENCH W/CENTER TABLE



44" BENCH

MODEL / DESCRIPTION / LIST PRICING



1254 22" W Straight Bench (4 Legs)

COM Yardage: Total: 2 Yds. / Sides: 1 Yds. / Top: 1 Yds.

COM	GR1	GR2	GR3	GR4	GR5	GR6	GR7	GR8	GR9	GR10	LEA
\$1141	\$1225	\$1310	\$1407	\$1492	\$1589	\$1686	\$1783	\$1882	\$1978	\$2074	\$2213



1256 44" W Straight Bench (4 Legs)

COM Yardage: Total: 3 Yds. / Sides: 1.5 Yds. / Top: 1.5 Yds.

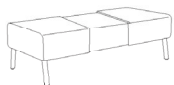
COM	GR1	GR2	GR3	GR4	GR5	GR6	GR7	GR8	GR9	GR10	LEA
\$1963	\$2108	\$2254	\$2400	\$2545	\$2691	\$2836	\$2982	\$3128	\$3273	\$3420	\$3558



1258 66" W Straight Bench (4 Legs)

COM Yardage: Total: 4 Yds. / Sides: 2 Yds. / Top: 2 Yds.

COM	GR1	GR2	GR3	GR4	GR5	GR6	GR7	GR8	GR9	GR10	LEA
\$2291	\$2436	\$2582	\$2727	\$2873	\$3019	\$3164	\$3310	\$3455	\$3601	\$3746	\$3886



1258T 66" W Straight Bench with Center **LAMINATE** Table (4 Legs)

COM Yardage: Total: 4 Yds. / Sides: 2 Yds. / Top: 2 Yds.

COM	GR1	GR2	GR3	GR4	GR5	GR6	GR7	GR8	GR9	GR10	LEA
\$2449	\$2594	\$2739	\$2885	\$3031	\$3177	\$3321	\$3467	\$3612	\$3759	\$3904	\$4044

1258V 66" W Straight Bench with Center **VENEER** Table (4 Legs)

COM	GR1	GR2	GR3	GR4	GR5	GR6	GR7	GR8	GR9	GR10	LEA
\$2573	\$2718	\$2863	\$3008	\$3155	\$3300	\$3446	\$3590	\$3737	\$3882	\$4028	\$4167

OPTIONS

Add upcharge to list price and code to model number

FR	CAL 133 (TB 133) Fire Retardant per yard	\$101	/yd.
MB	Moisture Barrier (up to 60" overall width)	\$141	ea.
MB60	Moisture Barrier (over 60" overall width)	\$225	ea.
PC	Polished Chrome Legs	\$39	ea.

WDL	Metal/Wood Legs	\$39	ea.
WDL-C	Chrome/Wood Legs	\$68	ea.
2FO	Two Fabric Option	\$110	

DIMENSIONS	24" Dia Ottoman	30" Dia Ottoman	36" Dia Ottoman	42" Dia Ottoman
Overall Depth:	24"	30"	36"	42"
Overall Width:	24"	30"	36"	42"
Overall Height:	16"	16"	16"	16"
Qty./Wt.:	1 ea./20 lbs.	1 ea./29 lbs.	1 ea./42 lbs.	1 ea./59 lbs.



ROUND OTTOMAN 24" DIAMETER

MODEL / DESCRIPTION / LIST PRICING



1238 24" Diameter Ottoman (4 Legs)

COM Yardage: Total: 2.25 Yds. / Sides: 1.5 Yds. / Top: .75 Yds.

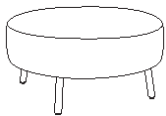
COM	GR1	GR2	GR3	GR4	GR5	GR6	GR7	GR8	GR9	GR10	LEA
\$1201	\$1347	\$1492	\$1639	\$1783	\$1929	\$2074	\$2221	\$2366	\$2511	\$2656	\$2796



1240 30" Diameter Ottoman (4 Legs)

COM Yardage: Total: 2.75 Yds. / Sides: 1.75 Yds. / Top: 1 Yds.


COM	GR1	GR2	GR3	GR4	GR5	GR6	GR7	GR8	GR9	GR10	LEA
\$1425	\$1570	\$1715	\$1861	\$2007	\$2153	\$2297	\$2443	\$2589	\$2735	\$2880	\$3020



1242 36" Diameter Ottoman (4 Legs)

COM Yardage: Total: 3.25 Yds. / Sides: 2 Yds. / Top: 1.25 Yds.

COM	GR1	GR2	GR3	GR4	GR5	GR6	GR7	GR8	GR9	GR10	LEA
\$1558	\$1703	\$1849	\$1995	\$2140	\$2286	\$2431	\$2577	\$2722	\$2868	\$3014	\$3154



1244 42" Diameter Ottoman (5 Legs)

COM Yardage: Total: 3.75 Yds. / Sides: 2.25 Yds. / Top: 1.5 Yds.

COM	GR1	GR2	GR3	GR4	GR5	GR6	GR7	GR8	GR9	GR10	LEA
\$1897	\$2044	\$2188	\$2334	\$2479	\$2626	\$2772	\$2916	\$3062	\$3208	\$3354	\$3493

OPTIONS

Add upcharge to list price and code to model number

FR	CAL 133 (TB 133) Fire Retardant per yard	\$101	/yd.
MB	Moisture Barrier (up to 60" overall width)	\$141	ea.
PC	Polished Chrome Legs	\$39	ea.

WDL	Metal/Wood Legs	\$39	ea.
WDL-C	Chrome/Wood Legs	\$68	ea.
2FO	Two Fabric Option	\$110	

DIMENSIONS	18" Dia Ottoman	24" Dia Ottoman	30" Dia Ottoman	36" Dia Ottoman	42" Dia Ottoman
Overall Depth:	18"	24"	30"	36"	42"
Overall Width:	18"	24"	30"	36"	42"
Overall Height:	16"	16"	16"	16"	16"
Qty./Wt.:	1 ea./14 lbs.	1 ea./22 lbs.	1 ea./35 lbs.	1 ea./51 lbs.	1 ea./69 lbs.



ROUND OTTOMAN WITH
OPTIONAL CASTERS

Note: glides are installed

MODEL / DESCRIPTION / LIST PRICING

	1237NL 18" Diameter Ottoman No Legs (4 - 2" Casters Needed)	COM Yardage: Total: 2.25 Yds. / Top: .75 Yds. / Sides: 1.5 Yds.										
	COM	GR1	GR2	GR3	GR4	GR5	GR6	GR7	GR8	GR9	GR10	LEA
	\$975	\$1120	\$1267	\$1412	\$1558	\$1703	\$1849	\$1995	\$2140	\$2286	\$2431	\$2572
	1238NL 24" Diameter Ottoman No Legs (4 casters needed)	COM Yardage: Total: 2.25 Yds. / Top: .75 Yds. / Sides: 1.5 Yds.										
	COM	GR1	GR2	GR3	GR4	GR5	GR6	GR7	GR8	GR9	GR10	LEA
	\$1109	\$1254	\$1400	\$1545	\$1691	\$1837	\$1982	\$2128	\$2274	\$2419	\$2564	\$2705
	1240NL 30" Diameter Ottoman No Legs (4 casters needed)	COM Yardage: Total: 2.75 Yds. / Top: 1 Yds. / Sides: 1.75 Yds.										
	COM	GR1	GR2	GR3	GR4	GR5	GR6	GR7	GR8	GR9	GR10	LEA
	\$1315	\$1461	\$1606	\$1752	\$1897	\$2044	\$2188	\$2334	\$2479	\$2626	\$2772	\$2911
	1242NL 36" Diameter Ottoman No Legs (4 casters needed)	COM Yardage: Total: 4.25 Yds. / Top: 1.25 Yds. / Sides: 3 Yds.										
	COM	GR1	GR2	GR3	GR4	GR5	GR6	GR7	GR8	GR9	GR10	LEA
	\$1438	\$1583	\$1729	\$1874	\$2020	\$2166	\$2311	\$2456	\$2602	\$2748	\$2894	\$3033
	1244NL 42" Diameter Ottoman No Legs (5 casters needed)	COM Yardage: Total: 4.5 Yds. / Top: 1.5 Yds. / Sides: 3 Yds.										
	COM	GR1	GR2	GR3	GR4	GR5	GR6	GR7	GR8	GR9	GR10	LEA
	\$1752	\$1897	\$2044	\$2188	\$2334	\$2479	\$2626	\$2772	\$2916	\$3062	\$3208	\$3346

OPTIONS

Add upcharge to list price and code to model number

FR	CAL 133 (TB 133) Fire Retardant per yard	\$101	/yd.
MB	Moisture Barrier (up to 60" overall width)	\$141	ea.
2FO	Two Fabric Option	\$110	

CAS2	2" Black Casters (18" size Only)	\$29	ea.
CAS3	3" Black Casters (not available on 18" size)	\$29	ea.



30" ALMOST SQUARE OTTOMAN

DIMENSIONS	24" Square	30" Square	36" Square	42" Square
Overall Depth:	24"	30"	36"	42"
Overall Width:	24"	30"	36"	42"
Overall Height:	16"	16"	16"	16"
Qty./Wt.:	1 ea./24 lbs.	1 ea./37 lbs.	1 ea./54 lbs.	1 ea./75 lbs.

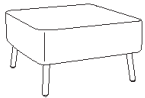
MODEL / DESCRIPTION / LIST PRICING



1246 24" Almost Square Ottoman (4 Legs)

COM Yardage: Total: 2 Yds. / Sides: 1 Yds. / Top: 1 Yds.

COM	GR1	GR2	GR3	GR4	GR5	GR6	GR7	GR8	GR9	GR10	LEA
\$1238	\$1383	\$1529	\$1674	\$1820	\$1965	\$2112	\$2256	\$2402	\$2547	\$2693	\$2832



1248 30" Almost Square Ottoman (4 Legs)

COM Yardage: Total: 2.5 Yds. / Sides: 1.5 Yds. / Top: 1 Yds.

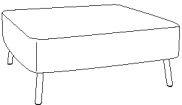
COM	GR1	GR2	GR3	GR4	GR5	GR6	GR7	GR8	GR9	GR10	LEA
\$1439	\$1585	\$1730	\$1875	\$2021	\$2167	\$2313	\$2457	\$2603	\$2750	\$2895	\$3034



1250 36" Almost Square Ottoman (4 Legs)

COM Yardage: Total: 3 Yds. / Sides: 1.75 Yds. / Top: 1.25 Yds.

COM	GR1	GR2	GR3	GR4	GR5	GR6	GR7	GR8	GR9	GR10	LEA
\$1575	\$1720	\$1866	\$2011	\$2157	\$2302	\$2449	\$2594	\$2739	\$2885	\$3031	\$3169



1252 42" Almost Square Ottoman (4 Legs)

COM Yardage: Total: 3.25 Yds. / Sides: 1.75 Yds. / Top: 1.5 Yds.

COM	GR1	GR2	GR3	GR4	GR5	GR6	GR7	GR8	GR9	GR10	LEA
\$1931	\$2077	\$2223	\$2368	\$2513	\$2658	\$2805	\$2951	\$3096	\$3241	\$3387	\$3527

OPTIONS

Add upcharge to list price and code to model number

FR	CAL 133 (TB 133) Fire Retardant per yard	\$101	/yd.
MB	Moisture Barrier (up to 60" overall width)	\$141	ea.
PC	Polished Chrome Legs	\$39	ea.

WDL	Metal/Wood Legs	\$39	ea.
WDL-C	Chrome/Wood Legs	\$68	ea.
2FO	Two Fabric Option	\$110	

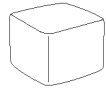
DIMENSIONS	18" Square	24" Square	30" Square	36" Square	42" Square	48" Square
Overall Depth:	18"	24"	30"	36"	42"	48"
Overall Width:	18"	24"	30"	36"	42"	48"
Overall Height:	16"	16"	16"	16"	16"	16"
Qty./Wt.:	1 ea./17 lbs.	1 ea./29 lbs.	1 ea./45 lbs.	1 ea./65 lbs.	1 ea./88 lbs.	1 ea./113 lbs.



24" OTTOMAN WITH OPTIONAL
TABLET ARMS & CASTERS

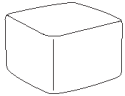
Note: glides are installed

MODEL / DESCRIPTION / LIST PRICING



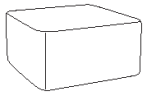
1245NL 18" Almost Square Ottoman No Legs (4 - 2" Casters Needed) COM Yardage: Total: 2.25 Yds. / Top: .75 Yds. / Sides: 1.5 Yds.

COM	GR1	GR2	GR3	GR4	GR5	GR6	GR7	GR8	GR9	GR10	LEA
\$1005	\$1150	\$1295	\$1442	\$1587	\$1733	\$1877	\$2024	\$2169	\$2315	\$2461	\$2600



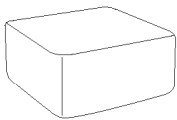
1246NL 24" Almost Square Ottoman No Legs (4 casters needed) COM Yardage: Total: 2.5 Yds. / Top: .75 Yds. / Sides: 1.75 Yds.

COM	GR1	GR2	GR3	GR4	GR5	GR6	GR7	GR8	GR9	GR10	LEA
\$1142	\$1287	\$1432	\$1578	\$1724	\$1870	\$2015	\$2160	\$2307	\$2452	\$2598	\$2737



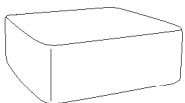
1248NL 30" Almost Square Ottoman No Legs (4 casters needed) COM Yardage: Total: 3.5 Yds. / Top: 1 Yds. / Sides: 2.5 Yds.

COM	GR1	GR2	GR3	GR4	GR5	GR6	GR7	GR8	GR9	GR10	LEA
\$1329	\$1473	\$1620	\$1765	\$1911	\$2056	\$2202	\$2347	\$2493	\$2639	\$2785	\$2923



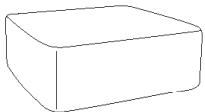
1250NL 36" Almost Square Ottoman No Legs (4 casters needed) COM Yardage: Total: 4 Yds. / Top: 1.25 Yds. / Sides: 2.75 Yds.

COM	GR1	GR2	GR3	GR4	GR5	GR6	GR7	GR8	GR9	GR10	LEA
\$1453	\$1600	\$1744	\$1890	\$2035	\$2181	\$2328	\$2472	\$2618	\$2763	\$2910	\$3049



1252NL 42" Almost Square Ottoman No Legs (4 casters needed) COM Yardage: Total: 4.5 Yds. / Top: 1.5 Yds. / Sides: 3 Yds.

COM	GR1	GR2	GR3	GR4	GR5	GR6	GR7	GR8	GR9	GR10	LEA
\$1782	\$1928	\$2073	\$2220	\$2364	\$2510	\$2655	\$2802	\$2947	\$3092	\$3237	\$3378



1254NL 48" Almost Square Ottoman No Legs (4 casters needed) COM Yardage: Total: 5.25 Yds. / Top: 1.75 Yds. / Sides: 3.5 Yds.

COM	GR1	GR2	GR3	GR4	GR5	GR6	GR7	GR8	GR9	GR10	LEA
\$2401	\$2528	\$2655	\$2783	\$2910	\$3037	\$3164	\$3291	\$3419	\$3546	\$3673	\$3795

OPTIONS

Add upcharge to list price and code to model number

FR	CAL 133 (TB 133) Fire Retardant per yard	\$101	/yd.	TAB-LO	Fixed Tablet Arm (Specify shape A, B, or C)	\$557	
MB	Moisture Barrier (up to 60" overall width)	\$141	ea.	LAM5	Non-standard laminate (5 tablets or less)	\$281	ea. tablet
2FO	Two Fabric Option	\$110		SST	Solid Surface Tablet Arm - add to tablet option	\$141	
CAS2	2" Black Casters (18" size Only)	\$29	ea.	SS5	Non-standard Solid Surface (5 tablets or less)	Call For Quote	
CAS3	3" Black Casters (not available on 18" size)	\$29	ea.				

DIMENSIONS	24" Dia	30" Dia	36" Dia	42" Dia
Overall Depth:	24"	30"	36"	42"
Overall Width:	24"	30"	36"	42"
Overall Height:	17"	17"	17"	17"
Qty./Wt.:	1 ea./20 lbs.	1 ea./29 lbs.	1 ea./42 lbs.	1 ea./59 lbs.

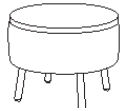


30" DIAMETER OCCASIONAL TABLE

Laminate Top Note:

- Tops are 3/4" laminate
- Std with 4B multi-exposed core

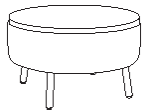
MODEL / DESCRIPTION / LIST PRICING



1238/T 24" Diameter Occasional Table (4 Legs)

COM Yardage: Total: 1.5 Yds.

COM	GR1	GR2	GR3	GR4	GR5	GR6	GR7	GR8	GR9	GR10	LEA
\$1656	\$1802	\$1946	\$2092	\$2239	\$2384	\$2530	\$2674	\$2821	\$2966	\$3112	\$3251



1240/T 30" Diameter Occasional Table (4 Legs)

COM Yardage: Total: 1.75 Yds.

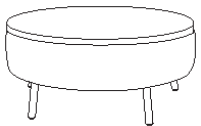
COM	GR1	GR2	GR3	GR4	GR5	GR6	GR7	GR8	GR9	GR10	LEA
\$1989	\$2134	\$2279	\$2425	\$2572	\$2717	\$2862	\$3007	\$3154	\$3299	\$3445	\$3584



1242/T 36" Diameter Occasional Table (4 Legs)

COM Yardage: Total: 2 Yds.

COM	GR1	GR2	GR3	GR4	GR5	GR6	GR7	GR8	GR9	GR10	LEA
\$2207	\$2353	\$2497	\$2644	\$2789	\$2935	\$3080	\$3226	\$3371	\$3517	\$3663	\$3802



1244/T 42" Diameter Occasional Table (5 Legs)

COM Yardage: Total: 2.25 Yds.

COM	GR1	GR2	GR3	GR4	GR5	GR6	GR7	GR8	GR9	GR10	LEA
\$2772	\$2916	\$3062	\$3208	\$3354	\$3499	\$3644	\$3790	\$3936	\$4081	\$4227	\$4366

OPTIONS

Add upcharge to list price and code to model number

FR	CAL 133 (TB 133) Fire Retardant per yard	\$101	/yd.
PC	Polished Chrome Legs	\$39	ea.

WDL	Metal/Wood Legs	\$39	ea.
WDLc	Chrome/Wood Legs	\$68	ea.

DIMENSIONS	18" Dia	24" Dia	30" Dia	36" Dia	42" Dia
Overall Depth:	18"	24"	30"	36"	42"
Overall Width:	18"	24"	30"	36"	42"
Overall Height:	17"	17"	17"	17"	17"
Qty./Wt.:	1 ea./14 lbs.	1 ea./22 lbs.	1 ea./35 lbs.	1 ea./51 lbs.	1 ea./69 lbs.



ROUND OCCASIONAL TABLE
WITH NO LEGS

Laminate Top Note:

- Tops are 3/4" laminate
- Std with 4B multi-exposed core

Note: glides are installed

MODEL / DESCRIPTION / LIST PRICING



1237NL/T 18" Diameter Occasional Table No Legs (4 - 2" Casters Needed)

COM Yardage: Total: 1.5 Yds.

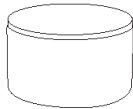
COM	GR1	GR2	GR3	GR4	GR5	GR6	GR7	GR8	GR9	GR10	LEA
\$1388	\$1534	\$1679	\$1824	\$1971	\$2116	\$2262	\$2407	\$2552	\$2698	\$2844	\$2983



1238NL/T 24" Diameter Occasional Table No Legs (4 casters needed)

COM Yardage: Total: 2 Yds.

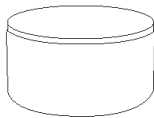
COM	GR1	GR2	GR3	GR4	GR5	GR6	GR7	GR8	GR9	GR10	LEA
\$1564	\$1710	\$1855	\$2000	\$2145	\$2292	\$2438	\$2583	\$2728	\$2874	\$3020	\$3159



1240NL/T 30" Diameter Occasional Table No Legs (4 casters needed)

COM Yardage: Total: 2.25 Yds.

COM	GR1	GR2	GR3	GR4	GR5	GR6	GR7	GR8	GR9	GR10	LEA
\$1878	\$2025	\$2171	\$2316	\$2462	\$2607	\$2753	\$2898	\$3044	\$3190	\$3335	\$3475



1242NL/T 36" Diameter Occasional Table No Legs (4 casters needed)

COM Yardage: Total: 2.5 Yds.

COM	GR1	GR2	GR3	GR4	GR5	GR6	GR7	GR8	GR9	GR10	LEA
\$2087	\$2232	\$2378	\$2523	\$2669	\$2814	\$2961	\$3106	\$3251	\$3397	\$3543	\$3681



1244NL/T 42" Diameter Occasional Table No Legs (5 casters needed)

COM Yardage: Total: 3 Yds.

COM	GR1	GR2	GR3	GR4	GR5	GR6	GR7	GR8	GR9	GR10	LEA
\$2626	\$2772	\$2916	\$3062	\$3208	\$3354	\$3499	\$3644	\$3790	\$3936	\$4081	\$4221

OPTIONS

Add upcharge to list price and code to model number

FR	CAL 133 (TB 133) Fire Retardant per yard	\$101	/yd.
----	--	-------	------

CAS2	2" Black Casters (18" size Only)	\$29	ea.
CAS3	3" Black Casters (not available on 18" size)	\$29	ea.

DIMENSIONS	24" Square	30" Square	36" Square	42" Square
Overall Depth:	24"	30"	36"	42"
Overall Width:	24"	30"	36"	42"
Overall Height:	17"	17"	17"	17"
Qty./Wt.:	1 ea./24 lbs.	1 ea./37 lbs.	1 ea./54 lbs.	1 ea./75 lbs.



30" ALMOST SQUARE
OCCASIONAL TABLE

Laminate Top Note:

- Tops are 3/4" laminate
- Std with 4B multi-exposed core

MODEL / DESCRIPTION / LIST PRICING



1246/T 24" Almost Square Occasional Table (4 Legs)

COM Yardage: Total: 1 Yds.

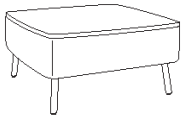
COM	GR1	GR2	GR3	GR4	GR5	GR6	GR7	GR8	GR9	GR10	LEA
\$1741	\$1887	\$2032	\$2178	\$2322	\$2469	\$2614	\$2760	\$2907	\$3051	\$3197	\$3337



1248/T 30" Almost Square Occasional Table (4 Legs)

COM Yardage: Total: 1.5 Yds.

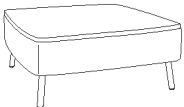
COM	GR1	GR2	GR3	GR4	GR5	GR6	GR7	GR8	GR9	GR10	LEA
\$2039	\$2185	\$2331	\$2476	\$2621	\$2767	\$2913	\$3058	\$3204	\$3349	\$3495	\$3635



1250/T 36" Almost Square Occasional Table (4 Legs)

COM Yardage: Total: 1.75 Yds.

COM	GR1	GR2	GR3	GR4	GR5	GR6	GR7	GR8	GR9	GR10	LEA
\$2266	\$2412	\$2558	\$2703	\$2848	\$2995	\$3140	\$3286	\$3431	\$3576	\$3722	\$3861



1252/T 42" Almost Square Occasional Table (4 Legs)

COM Yardage: Total: 1.75 Yds.

COM	GR1	GR2	GR3	GR4	GR5	GR6	GR7	GR8	GR9	GR10	LEA
\$2866	\$3010	\$3157	\$3302	\$3448	\$3593	\$3739	\$3885	\$4030	\$4176	\$4322	\$4460

OPTIONS

Add upcharge to list price and code to model number

FR	CAL 133 (TB 133) Fire Retardant per yard	\$101	/yd.
PC	Polished Chrome Legs	\$39	ea.

WDL	Metal/Wood Legs	\$39	ea.
WDL-C	Chrome/Wood Legs	\$68	ea.

DIMENSIONS	18" Square	24" Square	30" Square	36" Square	42" Square
Overall Depth:	18"	24"	30"	36"	42"
Overall Width:	18"	24"	30"	36"	42"
Overall Height:	17"	17"	17"	17"	17"
Qty./Wt.:	1 ea./17 lbs.	1 ea./29 lbs.	1 ea./45 lbs.	1 ea./65 lbs.	1 ea./88 lbs.



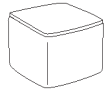
30" SQUARE OCCASIONAL TABLE
WITH NO LEGS

Laminate Top Note:

- Tops are 3/4" laminate
- Std with 4B multi-exposed core

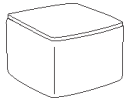
Note: glides are installed

MODEL / DESCRIPTION / LIST PRICING



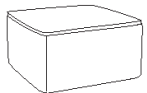
1245NL/T 18" Almost Square Occasional Table - No Legs (4 - 2" Casters Needed) COM Yardage: Total: 1.5 Yds.

COM	GR1	GR2	GR3	GR4	GR5	GR6	GR7	GR8	GR9	GR10	LEA
\$1478	\$1623	\$1768	\$1914	\$2061	\$2206	\$2351	\$2496	\$2643	\$2788	\$2934	\$3073



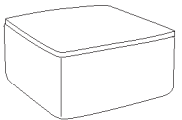
1246NL/T 24" Almost Square Occasional Table - No Legs (4 casters needed) COM Yardage: Total: 1.75 Yds.

COM	GR1	GR2	GR3	GR4	GR5	GR6	GR7	GR8	GR9	GR10	LEA
\$1645	\$1790	\$1937	\$2082	\$2227	\$2373	\$2519	\$2665	\$2809	\$2955	\$3101	\$3240



1248NL/T 30" Almost Square Occasional Table - No Legs (4 casters needed) COM Yardage: Total: 2.5 Yds.

COM	GR1	GR2	GR3	GR4	GR5	GR6	GR7	GR8	GR9	GR10	LEA
\$1929	\$2074	\$2221	\$2366	\$2511	\$2656	\$2803	\$2948	\$3094	\$3239	\$3385	\$3523



1250NL/T 36" Almost Square Occasional Table - No Legs (4 casters needed) COM Yardage: Total: 2.75 Yds.

COM	GR1	GR2	GR3	GR4	GR5	GR6	GR7	GR8	GR9	GR10	LEA
\$2144	\$2291	\$2436	\$2582	\$2727	\$2873	\$3019	\$3164	\$3310	\$3455	\$3601	\$3740



1252NL/T 42" Almost Square Occasional Table - No Legs (4 casters needed) COM Yardage: Total: 3 Yds.

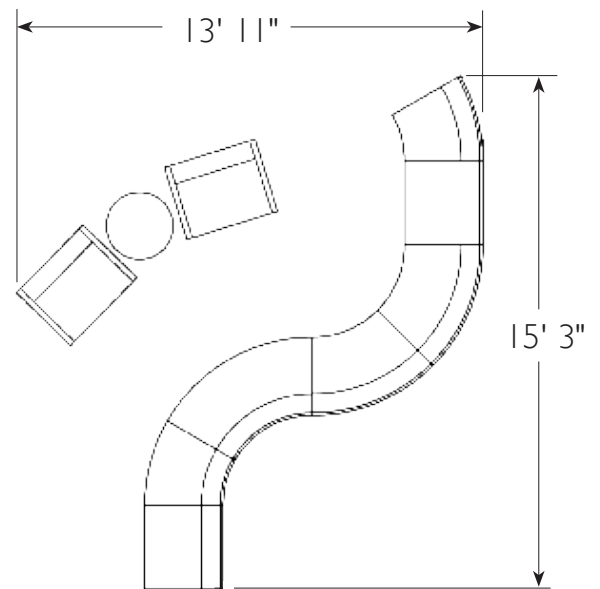
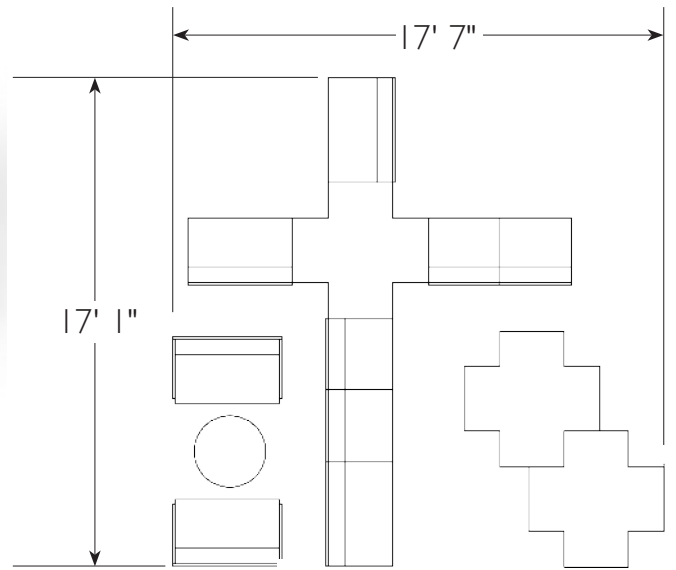

COM	GR1	GR2	GR3	GR4	GR5	GR6	GR7	GR8	GR9	GR10	LEA
\$2717	\$2862	\$3007	\$3154	\$3299	\$3445	\$3589	\$3735	\$3881	\$4027	\$4172	\$4312

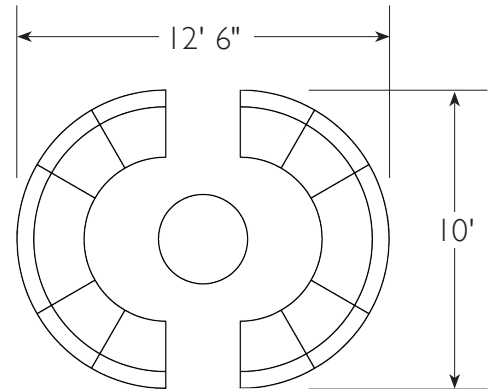
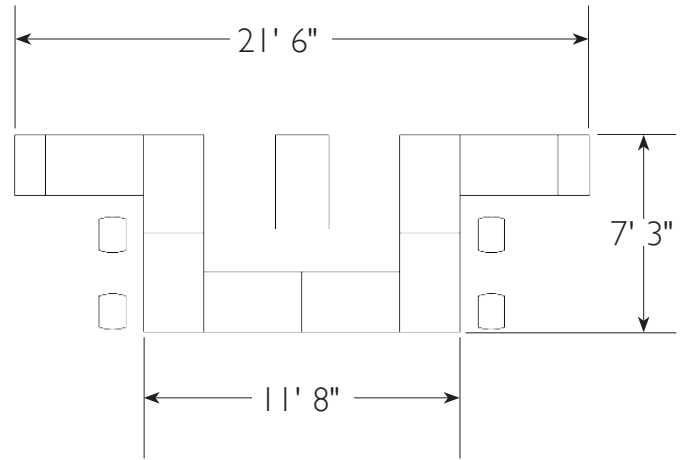

OPTIONS

Add upcharge to list price and code to model number

FR	CAL 133 (TB 133) Fire Retardant per yard	\$101	/yd.
----	--	-------	------

CAS2	2" Black Casters (18" size Only)	\$29	ea.
CAS3	3" Black Casters (not available on 18" size)	\$29	ea.







LIBRA STOOLS

The Libra Stool is available in three versions: upholstered swivel stool and upholstered stool with two back choices. A great product for any medical exam room. Libra stools offer three five-star base designs with casters and pneumatic height adjustment.



UPHOLSTERED STOOL WITH DEMI BACK AND OPTIONAL CHROME BASE

ORDERING INFORMATION

To Order Please Specify:

- 1) Series Name
- 2) Model Number
- 3) Quantity
- 4) Fabric Grade & Number
- 5) Optional Items

LIBRA SWIVEL GENERAL SPECIFICATIONS

Upholstery

Seat is upholstered over 4" high density foam in choice of vinyl, fabric, leather, crypton or COM.

Features

Stools have gas cylinders with pneumatic height adjustment. Standard Five-star base consists of impact resistant plastic. Arched 5-Star base is fully welded with polished chrome finish. High kit features either an 8" or 10" extended piston with adjustable chrome foot ring.

Tested for **350 lbs per seat.**

High Kit not available on Arched Base Models

Chair Control

For models with back:

- Pneumatic height adjustment.
- Spring back and height adjustment.
- Backrest adjusts in and out.

For backless models:

- Pneumatic height adjustment only.

COLORS / FINISHES

Base/Control Finish Colors:

- Standard base and control in black . Optional polished chrome base.

OPTIONS

- CODE: FR - CAL 133 (TB 133) Fire Retardant per yard
- CODE: MB - Moisture Barrier (up to 60" overall width)
- CODE: GC - Black Glides for 5 star base
- CODE: HK - High Kit - Specify 8" or 10" piston (not available on arched base)
- CODE: 2FO - Two Fabric Option
- CODE: PCS - 5-Star Polished Chrome Base and Casters

LIBRA SWIVEL STOOLS
5-STAR BASE

DIMENSIONS	Stool	Stool with Demi Back	Stool with Medium Back
Seat Width:	16"	16"	16"
Seat Height (Black base)	18.5"-23.5"	18.5"-23.5"	18.5"-23.5"
Seat Height (Chrome base)	18.5"-21"	18.5"-21"	18.5"-21"
Back Height (Black base)	-	30"-35"	32"-37"
Back Height (Chrome base)	-	30"-32.5"	32"-34.5"
Overall Width:	27"	27"	27"
Qty./Wt. per carton:	1 ea./17 lbs.	1 ea./17 lbs.	1 ea./17 lbs.



DEMI BACK SWIVEL STOOL WITH OPTIONAL HIGH-KIT AND CHROME BASE



SWIVEL STOOL WITH MEDIUM BACK

MODEL / DESCRIPTION / LIST PRICING



1835 Swivel Stool on five-star base

COM Yardage: 0.75 Yd

COM	GR1	GR2	GR3	GR4	GR5	GR6	GR7	GR8	GR9	GR10	LEA
\$448	\$478	\$498	\$518	\$539	\$561	\$582	\$606	\$630	\$655	\$680	\$806



1835-D Swivel Stool on five-star base - **Demi Back**

COM Yardage: Total: 1.25 Yds / Seat: 0.75 Yd / Back: 0.5 Yd

COM	GR1	GR2	GR3	GR4	GR5	GR6	GR7	GR8	GR9	GR10	LEA
\$547	\$586	\$609	\$633	\$659	\$685	\$713	\$742	\$771	\$802	\$833	\$986



1835-M Swivel Stool on five-star base - **Medium Back**

COM Yardage: Total: 1.25 Yds / Seat: 0.75 Yd / Back: 0.5 Yd

COM	GR1	GR2	GR3	GR4	GR5	GR6	GR7	GR8	GR9	GR10	LEA
\$584	\$626	\$651	\$677	\$703	\$732	\$762	\$791	\$824	\$857	\$890	\$1054

NOTE: HIGH-KIT SEAT HEIGHT RANGES:
8-INCH PISTON: 23" - 30"
10-INCH PISTON: 24" - 33"

AVAILABLE FOR BLACK OR CHROME



UPHOLSTERED STOOL WITH OPTIONAL HIGH KIT

OPTIONS

Add upcharge to list price and code to model number

FR	CAL 133 (TB 133) Fire Retardant - per yd.	\$101	/yd.
MB	Moisture Barrier (up to 60" overall width)	\$141	ea.
2FO	Two Fabric Option	\$110	

GC	Black Glides for 5 star base	\$32	
HK	High Kit - Specify 8" or 10" piston	\$118	
PCS	Polished Chrome Aluminum Base and Casters	\$101	



LOTUS TABLE OF CONTENTS

Lotus Specifications 2-3
Lotus Standards & Options 4
Lotus Metal Legs..... 5
Lotus Sled Base..... 6
Lotus 4-Star Plane Swivel Base..... 7
Lotus 4-Star Plane Swivel Base..... 8
Lotus 5-Star Swivel on Casters..... 9
Lotus Metal Leg Bar Stool 10
Lotus Sled Base Bar Stool..... 11
Lotus Chair Views 12

LOTUS

The Lotus combines modern visual styling with the comfort of a lounge chair. Its bucket-style seat makes for a great design and sleek guest chair. It has generous dimensions, versatility and comfort and features a very strong single polypropylene shell available in several designer colors. Lotus also offers upholstered seat and back inserts and five distinct bases to fit any application. Available in models with metal legs, sled base, 4-star swivel and 5-star swivel base with casters. The Lotus will look great in any office, reception area or lounge atmosphere.



4-STAR PLANE SWIVEL



4 LEG



SLED BASE



5-STAR SWIVEL BASE

ORDERING INFORMATION

To Order Please Specify:

- 1) Series Name
- 2) Model Number
- 3) Quantity
- 4) Optional Powder Coat Color
- 5) Fabric Grade and Number
- 6) Optional Items

LOTUS GENERAL SPECIFICATIONS

Base Details

- **4-Leg Chair:** frame is fully welded. 3/4" diameter 14-gauge steel tubing with adjustable steel glides installed. 4-leg chair models stack 4 high.
- **4-Leg Bar Stool:** frame is fully welded. 7/8" diameter 14-gauge steel tubing with adjustable steel glides installed.
- **4-Star Plane Swivel Base:** In polished cast aluminum, base has tapered ends and round corners with fixed plastic glides installed and glued floor felts. Base is also available in black wrinkle finish.
- **Sled Base Chair:** frames are made of .50" diameter, solid steel tubing with hand brazed welds. Clear plastic glides installed.
- **Sled Base Bar Stool:** frames are made of .50" diameter, solid steel tubing with hand brazed welds. Clear plastic glides installed.

- **5-Star Swivel on Casters:** Cast polished aluminum base with 5 black casters installed. High chair kit consists of an 8" or 10" extended piston (adjustable up and down) with an adjustable chrome foot ring.

Chair function

- Swivel 360°

Chair Control

- Regular Swivel Chair – 16-3/4" – 22"
- Swivel
- Tilt & Lock
- Pneumatic Height Adjustment
- Tension Adjustment

POLY SHELL COLORS

- Black
- Heather Gray
- White
- Azure Blue
- Navy Blue

CHAIRS	WEIGHT LIMIT
Metal Legs	350 lbs.



AZURE BLUE

BLACK

NAVY BLUE

HEATHER GRAY

WHITE

NAVY BLUE

AZURE BLUE

STANDARD BASE FINISHES

- 4-star plane swivel - Black or Polished Chrome
- 4 leg Chair/Stool - polished chrome
- 5-star swivel - black casters
- Sled Base Chair/Stool - polished chrome

OPTIONS

- CODE: FR - CAL 133 (TB 133) Fire Retardant.
- CODE: MBC - Moisture Barrier Chair
- CODE: SF - Powder Coat Color Finish
- CODE: CH - Counter Height (24" seat height)
- CODE: SH - Special Height (any custom height)
- CODE: HK - High Chair Kit - Specify 8" or 10" piston

BASE FINISHES

Powder Coat colors available with upcharge

- 4 Leg Metal Frame
- Sled Base

CAST ALUMINUM 4-STAR PLANE SWIVEL BASE DETAIL



POLISHED CHROME FINISH



BLACK WRINKLE FINISH



STACKS 4 HIGH

DIMENSIONS	4-Leg Chair
Inside Width:	19.5"
Seat Height:	17"
Arm Height:	28"
Overall Depth:	22.5"
Overall Width:	23"
Overall Height:	29.5"
Qty./Wt. per carton:	1 ea./32 lbs.



4 LEG CHAIR

MODEL / DESCRIPTION / LIST PRICING



7485 4 Legs in Polished Chrome



Chair
\$409



7485-S 4 Legs with Seat Insert in Polished Chrome

COM Yardage: .75 Yards

COM	GR1	GR2	GR3	GR4	GR5	GR6	GR7	GR8	GR9	GR10	LEA
\$543	\$581	\$605	\$629	\$654	\$681	\$707	\$737	\$765	\$796	\$827	\$978



7485-SI 4 Legs with Seat and Back Insert in Polished Chrome

COM Yardage: .75 Yards

COM	GR1	GR2	GR3	GR4	GR5	GR6	GR7	GR8	GR9	GR10	LEA
\$622	\$666	\$692	\$720	\$749	\$779	\$810	\$844	\$876	\$912	\$948	\$1119



7485-U 4 Legs in Polished Chrome - Fully Upholstered

COM Yardage: 2.5 Yards

COM	GR1	GR2	GR3	GR4	GR5	GR6	GR7	GR8	GR9	GR10	LEA
\$799	\$854	\$889	\$926	\$961	\$1001	\$1041	\$1082	\$1127	\$1171	\$1218	\$1439

OPTIONS

Add upcharge to list price and code to model number

FR	CAL 133 (TB 133) Fire Retardant per yard	\$101	/yd.
MBC	Moisture Barrier Chair	\$72	ea.

SF	Powder Coat Color Finish - 4-Leg Chair	\$42	
----	--	------	--

DIMENSIONS	Sled Base
Inside Width:	19.5"
Seat Height:	17.5"
Arm Height:	29"
Overall Depth:	22.5"
Overall Width:	23"
Overall Height:	30.5"
Qty./Wt. per carton:	1 ea./32 lbs.



SLED BASE WITH UPHOLSTERED SEAT AND BACK INSERT

MODEL / DESCRIPTION / LIST PRICING



7487 Sled Base in Polished Chrome

Chair
\$425



7487-S Sled Base with Seat Insert in Polished Chrome

COM Yardage: .75 Yards

COM	GR1	GR2	GR3	GR4	GR5	GR6	GR7	GR8	GR9	GR10	LEA
\$558	\$597	\$621	\$646	\$672	\$699	\$727	\$756	\$785	\$818	\$850	\$1005



7487-SI Sled Base with Seat and Back Insert in Polished Chrome

COM Yardage: .75 Yards

COM	GR1	GR2	GR3	GR4	GR5	GR6	GR7	GR8	GR9	GR10	LEA
\$637	\$683	\$709	\$738	\$766	\$797	\$828	\$863	\$897	\$933	\$971	\$1147



7487-U Sled Base in Polished Chrome - Fully Upholstered

COM Yardage: 2.5 Yards

COM	GR1	GR2	GR3	GR4	GR5	GR6	GR7	GR8	GR9	GR10	LEA
\$811	\$868	\$903	\$939	\$976	\$1015	\$1056	\$1099	\$1143	\$1188	\$1237	\$1461

OPTIONS

Add upcharge to list price and code to model number

FR	CAL 133 (TB 133) Fire Retardant per yard	\$101	/yd.
MBC	Moisture Barrier Chair	\$72	ea.

SF	Powder Coat Color Finish - Sled Base Chair	\$42	
----	--	------	--

DIMENSIONS	Plane 4-Star
Inside Width:	19.5"
Seat Height:	18"
Arm Height:	29"
Overall Depth:	22.5"
Overall Width:	23"
Overall Height:	30.5"
Qty./Wt. per carton:	1 ea./32 lbs.



4-STAR PLANE SWIVEL IN CHROME

MODEL / DESCRIPTION / LIST PRICING



7491 4-Star Plane Swivel in Polished Chrome

Chair
\$655



7491-S 4-Star Plane Swivel with Seat Insert in Polished Chrome

COM Yardage: .75 Yards

COM	GR1	GR2	GR3	GR4	GR5	GR6	GR7	GR8	GR9	GR10	LEA
\$789	\$845	\$877	\$913	\$949	\$987	\$1026	\$1067	\$1110	\$1155	\$1201	\$1419



7491-SI 4-Star Plane Swivel with Seat and Back Insert in Polished Chrome

COM Yardage: .75 Yards

COM	GR1	GR2	GR3	GR4	GR5	GR6	GR7	GR8	GR9	GR10	LEA
\$867	\$929	\$966	\$1003	\$1044	\$1087	\$1130	\$1174	\$1222	\$1270	\$1321	\$1561



7491-U 4-Star Plane Swivel in Polished Chrome - Fully Upholstered

COM Yardage: 2.5 Yards

COM	GR1	GR2	GR3	GR4	GR5	GR6	GR7	GR8	GR9	GR10	LEA
\$1042	\$1115	\$1160	\$1205	\$1254	\$1305	\$1357	\$1411	\$1468	\$1526	\$1587	\$1875

OPTIONS

Add upcharge to list price and code to model number

FR	CAL 133 (TB 133) Fire Retardant per yard	\$101	/yd.
----	--	-------	------

MBC	Moisture Barrier Chair	\$72	ea.
-----	------------------------	------	-----

DIMENSIONS	Plane 4-Star
Inside Width:	19.5"
Seat Height:	18"
Arm Height:	29"
Overall Depth:	22.5"
Overall Width:	23"
Overall Height:	30.5"
Qty./Wt. per carton:	1 ea./32 lbs.



4-STAR PLANE SWIVEL
BLACK BASE FINISH

MODEL / DESCRIPTION / LIST PRICING



7492 4-Star Plane Black Swivel

Chair
\$702



7492-S 4-Star Plane Black Swivel with Seat Insert

COM Yardage: .75 Yards

COM	GR1	GR2	GR3	GR4	GR5	GR6	GR7	GR8	GR9	GR10	LEA
\$835	\$893	\$930	\$966	\$1005	\$1044	\$1088	\$1130	\$1176	\$1222	\$1271	\$1501



7492-SI 4-Star Plane Black Swivel with Seat and Back Insert

COM Yardage: .75 Yards

COM	GR1	GR2	GR3	GR4	GR5	GR6	GR7	GR8	GR9	GR10	LEA
\$914	\$978	\$1017	\$1056	\$1099	\$1144	\$1188	\$1237	\$1286	\$1338	\$1392	\$1644



7492-U 4-Star Plane Black Swivel - Fully Upholstered

COM Yardage: 2.5 Yards

COM	GR1	GR2	GR3	GR4	GR5	GR6	GR7	GR8	GR9	GR10	LEA
\$1091	\$1167	\$1214	\$1262	\$1312	\$1364	\$1419	\$1477	\$1536	\$1596	\$1661	\$1963

OPTIONS

Add upcharge to list price and code to model number

FR	CAL 133 (TB 133) Fire Retardant per yard	\$101	/yd.
----	--	-------	------

MBC	Moisture Barrier Chair	\$72	ea.
-----	------------------------	------	-----

DIMENSIONS	5-Star Casters
Inside Width:	19.5"
Seat Height:	16.75"-21.75"
Arm Height:	28.75"-33.75"
Overall Depth:	22.5"
Overall Width:	23"
Overall Height:	29.75"-34.75"
Qty./Wt. per carton:	1 ea./32 lbs.



5-STAR SWIVEL WITH CASTERS



5-STAR SWIVEL WITH CASTERS
HIGH KIT

MODEL / DESCRIPTION / LIST PRICING



7493 5-Star Swivel with Casters

Chair
\$580



7493-S 5-Star Swivel with Casters and Seat Insert

COM Yardage: .75 Yards

COM	GR1	GR2	GR3	GR4	GR5	GR6	GR7	GR8	GR9	GR10	LEA
\$713	\$763	\$794	\$825	\$860	\$893	\$929	\$966	\$1005	\$1044	\$1087	\$1284



7493-SI 5-Star Swivel with Casters and Seat and Back Insert

COM Yardage: .75 Yards

COM	GR1	GR2	GR3	GR4	GR5	GR6	GR7	GR8	GR9	GR10	LEA
\$793	\$848	\$882	\$917	\$954	\$992	\$1031	\$1073	\$1115	\$1160	\$1205	\$1426



7493-U 5-Star Swivel with Casters - Fully Upholstered

COM Yardage: 2.5 Yards

COM	GR1	GR2	GR3	GR4	GR5	GR6	GR7	GR8	GR9	GR10	LEA
\$970	\$1038	\$1078	\$1121	\$1167	\$1214	\$1262	\$1312	\$1364	\$1419	\$1477	\$1744

OPTIONS

Add upcharge to list price and code to model number

FR	CAL 133 (TB 133) Fire Retardant per yard	\$101	/yd.
MBC	Moisture Barrier Chair	\$72	ea.

HK	High Chair Kit - Specify 8" or 10" piston	\$118	
----	---	-------	--

DIMENSIONS	4-Leg Stool
Inside Width:	19.5"
Seat Height:	30"
Arm Height:	41.5"
Overall Depth:	23"
Overall Width:	23.5"
Overall Height:	43"
Qty./Wt. per carton:	1 ea./32 lbs.



4 LEG BAR STOOL WITH
UPHOLSTERED SEAT INSERT



4 LEG BAR STOOL
FEATURES INSET REAR LEGS

MODEL / DESCRIPTION / LIST PRICING



7495 4 Leg Stool in Polished Chrome



Stool
\$483



7495-S 4 Leg Stool with Seat Insert in Polished Chrome

COM Yardage: .75 Yards

COM	GR1	GR2	GR3	GR4	GR5	GR6	GR7	GR8	GR9	GR10	LEA
\$580	\$620	\$646	\$671	\$697	\$726	\$755	\$784	\$817	\$849	\$884	\$1043



7495-SI 4 Leg Stool with Seat and Back Insert in Polished Chrome

COM Yardage: .75 Yards

COM	GR1	GR2	GR3	GR4	GR5	GR6	GR7	GR8	GR9	GR10	LEA
\$659	\$705	\$732	\$762	\$794	\$825	\$859	\$891	\$929	\$965	\$1003	\$1185



7495-U 4 Leg Stool in Polished Chrome - Fully Upholstered

COM Yardage: 2.5 Yards

COM	GR1	GR2	GR3	GR4	GR5	GR6	GR7	GR8	GR9	GR10	LEA
\$841	\$900	\$935	\$973	\$1011	\$1052	\$1094	\$1137	\$1184	\$1231	\$1280	\$1513

OPTIONS

Add upcharge to list price and code to model number

FR	CAL 133 (TB 133) Fire Retardant per yard	\$101	/yd.
MBC	Moisture Barrier Chair	\$72	ea.
SF	Powder Coat Color Finish - 4-Leg Stool	\$65	

CH	Counter Height (24" seat height)	\$32	
SH	Special Height (any custom height)	\$32	

DIMENSIONS	Sled Base Stool
Inside Width:	19.5"
Seat Height:	30"
Arm Height:	41.5"
Overall Depth:	23"
Overall Width:	24"
Overall Height:	43"
Qty./Wt. per carton:	1 ea./32 lbs.



SLED BASE BAR STOOL WITH FULLY UPHOLSTERED SHELL



SLED BASE BAR STOOL OFFERS TAPERED REAR LEGS

MODEL / DESCRIPTION / LIST PRICING



7497 Sled Base Stool in Polished Chrome

Stool
\$497



7497-S Sled Base Stool with Seat Insert in Polished Chrome

COM Yardage: .75 Yards

COM	GR1	GR2	GR3	GR4	GR5	GR6	GR7	GR8	GR9	GR10	LEA
\$629	\$672	\$699	\$727	\$756	\$785	\$818	\$850	\$885	\$920	\$957	\$1131



7497-S1 Sled Base Stool with Seat and Back Insert in Polished Chrome

COM Yardage: .75 Yards

COM	GR1	GR2	GR3	GR4	GR5	GR6	GR7	GR8	GR9	GR10	LEA
\$707	\$757	\$787	\$819	\$851	\$886	\$920	\$957	\$996	\$1037	\$1077	\$1272



7497-U Sled Base Stool in Polished Chrome - Fully Upholstered

COM Yardage: 2.5 Yards

COM	GR1	GR2	GR3	GR4	GR5	GR6	GR7	GR8	GR9	GR10	LEA
\$854	\$915	\$953	\$989	\$1029	\$1070	\$1114	\$1158	\$1204	\$1252	\$1304	\$1539

OPTIONS

Add upcharge to list price and code to model number

FR	CAL 133 (TB 133) Fire Retardant per yard	\$101	/yd.
MBC	Moisture Barrier Chair	\$72	ea.

SF	Powder Coat Color Finish - Sled Base Stool	\$65	
----	--	------	--



FRONT VIEW

CLEAN OUT



FRONT ANGLED VIEW



PROFILE VIEW



REAR VIEW



CAFÉ TABLE WITH KRYSTALCAST® TOP



BAR HEIGHT TABLE

ORDERING INFORMATION

- | | |
|----------------------------|-------------------------------|
| 1) Series Name | 6) Laminate Selection and No. |
| 2) Model Number | 7) Edge Style Code and Color |
| 3) Size | 8) Wood Species |
| 4) Quantity | 9) Wood Stain Color |
| 5) Powder Coat Frame Color | 10) Optional Items |

LUNA CAFÉ BASE SPECIFICATIONS

Luna X Base

- Table Height** Table height is 29" to 30" depending on table top specified. Bar Height table is 42".
- Column** 3" diameter 14 gauge steel tubing welded to base and top plate.
- Base** 1.5" diameter 14 gauge steel tubing – 22", 26", 32" or 38" X-base spreads.
- Plate** 10" x 10" square • 12" X 12" square
14" X 14" square
- Glides** Adjustable zinc rubber cushion glides
- Assembly** Top plate is welded to the vertical column and the vertical column is welded to the horizontal base. No tie rod assembly. Base mounts to tabletop with ¼-20 x 1" machine screws into metal inserts in top.
- Finish** Choice of standard powder coat colors – See "Color Selections" brochure.

Flip-Top Mechanism

Durable all-steel construction with a spring-loaded release handle and a safety catch to maintain flipped-up position.

TABLE TOP SPECIFICATIONS

Table Tops

Table top core is CARB Phase I & Phase II Compliant. Laminate, wood veneer and phenolic backing are glued with water based adhesives.

FINISHES

Laminate/Veneer Selections


ERG offers over 1000 standard laminate choices from Nevamar, Wilsonart, Formica and Pionite. Wood veneer is available in transparent stain colors - custom stain matching available.

Edge Selections:

ERG offers a wide variety of table top edge materials including PVC, wood, aluminum and resin/urethane.
Special Edge Note: When ganging or butting tables together, ERG recommends using 3MM flat edge or flat wood edge. Square tables using PVC T-MOLD edge will have a 2" radius on all corners. Table Bases and Legs.

OPTIONS

- CODE: FLIP-X - Flip Top per X-base
- CODE: FLIP-T - Flip Top for two T-legs
- CODE: ASB - Anti-Sag Bar for tables under 72"
- CODE: RP - Painted Foot-ring for bar height
- CODE: STH - Special Table Height (any table height other than 29" or bar height)
- CODE: ULW - Ultra-lightweight table top
- CODE: CAS3 - 3" Mobile Casters
- CODE: GD3 - Flat Ganging Device for Café & Training Tables
- CODE: RAD - 3" Radius Corners for 3MM Edge
- CODE: FTBH – Flip top support bar for rectangular bar height tables (Maximum table top size 30x72)




GLIDE DETAIL




CASTER DETAIL

MODEL / DESCRIPTION / LIST PRICING


LUNA | CAFÉ | ROUND

	Model Number	Table Top Size	Shpg. Wght.	Base Spread	LAMINATE TOP ASSORTED EDGES							VENEER TOP	
					GRP 1	GRP 2	GRP 3	GRP 4	GRP 5	GRP 6	GRP 7	GRP 8	GRP 9
 ROUND	LU24D	24" Dia.	32	22"- X	\$419	\$428	\$482	\$531	\$626	\$706	\$800	\$1108	\$1258
	LU30D	30" Dia.	43	26"- X	\$474	\$486	\$558	\$622	\$747	\$854	\$978	\$1287	\$1423
	LU36D	36" Dia.	53	32"- X	\$560	\$574	\$662	\$737	\$890	\$1017	\$1170	\$1527	\$1680
	LU42D	42" Dia.	72	32"- X	\$657	\$672	\$789	\$887	\$1087	\$1251	\$1450	\$1827	\$1969
	LU48D	48" Dia.	86	38"- X	\$748	\$769	\$908	\$1029	\$1269	\$1469	\$1711	\$2111	\$2247



LUNA | CAFÉ | SQUARE

	Model Number	Table Top Size	Shpg. Wght.	Base Spread	LAMINATE TOP ASSORTED EDGES							VENEER TOP	
					GRP 1	GRP 2	GRP 3	GRP 4	GRP 5	GRP 6	GRP 7	GRP 8	GRP 9
 SQUARE	LU24S	24" Sq.	40	22"- X	\$414	\$423	\$483	\$536	\$639	\$725	\$829	\$1112	\$1244
	LU2430S	24x30	49	22"- X	\$444	\$453	\$524	\$586	\$706	\$807	\$928	\$1211	\$1332
	LU30S	30" Sq.	54	26"- X	\$478	\$489	\$567	\$633	\$764	\$876	\$1007	\$1308	\$1436
	LU36S	36" Sq.	67	32"- X	\$592	\$606	\$703	\$785	\$950	\$1086	\$1251	\$1622	\$1776
	LU42S	42" Sq.	90	38"- X	\$716	\$734	\$855	\$960	\$1167	\$1342	\$1550	\$1979	\$2149

LUNA | CAFÉ | RECTANGLE

	Model Number	Table Top Size	Shpg. Wght.	Base Spread	LAMINATE TOP ASSORTED EDGES							VENEER TOP	
					GRP 1	GRP 2	GRP 3	GRP 4	GRP 5	GRP 6	GRP 7	GRP 8	GRP 9
 RECTANGLE	LU2448	24x48	70	2-22"	\$471	\$484	\$566	\$637	\$779	\$898	\$1040	\$1312	\$1416
	LU2460	24x60	79	2-22"	\$500	\$512	\$604	\$684	\$843	\$976	\$1135	\$1406	\$1501
	LU3048	30x48	79	2-22"	\$502	\$516	\$611	\$691	\$851	\$985	\$1146	\$1417	\$1511
	LU3060	30x60	90	2-22"	\$536	\$552	\$658	\$747	\$929	\$1080	\$1261	\$1531	\$1613

LUNA | CAFÉ | BAR HEIGHT

	Model Number	Table Top Size	Shpg. Wght.	Base Spread	LAMINATE TOP ASSORTED EDGES							VENEER TOP	
					GRP 1	GRP 2	GRP 3	GRP 4	GRP 5	GRP 6	GRP 7	GRP 8	GRP 9
 ROUND	LUH24D	24" Dia.	40	22"- X	\$522	\$530	\$579	\$621	\$707	\$778	\$863	\$1315	\$1564
	LUH30D	30" Dia.	94	26"- X	\$564	\$574	\$639	\$695	\$809	\$902	\$1015	\$1460	\$1692
 SQUARE	LUH36D	36" Dia.	63	32"- X	\$634	\$646	\$726	\$793	\$930	\$1043	\$1179	\$1660	\$1901
	LUH36S	36" Sq.	67	32"- X	\$658	\$670	\$751	\$821	\$961	\$1078	\$1219	\$1720	\$1973

Note: Other bar height sizes available. Call for pricing.

Note: FTBH option is required with STH option when ordering rectangle flip-top tables over 29" table height.

Note: Fliptop X- base tables with casters in bar & counter height max 36" D or 36" S

OPTIONS

Add upcharge to list price and code to model number

FLIP-X	Flip-Top per X-base	\$141	
FLIP-T	Flip-Top for two T-legs	\$402	
ASB	Anti-Sag Bar for tables under 72"	\$90	
STH	Special Table Height (other than 29") per base	\$169	
ULW	Ultra-lightweight table top	\$213	

RP	Painted Foot-ring for Bar Height	\$124	
CAS3	3" Mobile Casters (2 Casters per leg)	\$29	ea.
GD3	Flat Ganging Device for Café & Training Tables	\$107	
RAD	3" Radius Corners for 3MM Edge	\$225	per table
FTBH	All t-base bar height tables with flip top	\$337	



ORDERING INFORMATION

- | | |
|----------------------------|-------------------------------|
| 1) Series Name | 6) Laminate Selection and No. |
| 2) Model Number | 7) Edge Style Code and Color |
| 3) Size | 8) Wood Species |
| 4) Quantity | 9) Wood Stain Color |
| 5) Powder Coat Frame Color | 10) Optional Items |

LUNA TRAINING BASE SPECIFICATIONS

Luna T Base

- Table Height** Table height is 29" to 30" depending on table top specified.
- Column** 2" diameter 14 gauge steel tubing welded to base and top plate.
- Base** 1.5" diameter 14 gauge steel tubing – 16", 22" and 26" spreads
- Plate** 8" x 8" square 12 gauge stamped steel
5" x 5" or 2" x 4" 12 gauge stamped steel (Flip-Top or Folding)
- Glides** Adjustable zinc rubber cushion steel glides
- Assembly** Top plate is welded to the vertical column and the vertical column is welded to the horizontal base plate. No tie rod assembly. Base mounts to tabletop with ¼-20 x 1" machine screws into metal inserts in top. Stretcher steel bars are used on tops 72" and longer.
- Finish** Choice of standard powder coat colors – See "Color Selections" brochure

Flip-Top Mechanism

Aluminum die-cast top plate and aluminum housing with single handle cable release. All training tables that are 18" deep with flip and casters options, cannot be specified with modesty panels.

Folding Mechanism

Nylon injection molded housing, cast aluminum pivot and metal locking slider. Rigid, taper locking design is activated by single lever that also locks in folded position.

TABLE TOP SPECIFICATIONS

Table Tops

Table top core is CARB Phase I & Phase II Compliant. Laminate, wood veneer and phenolic backing are glued with water based adhesives.

Ultra-Lightweight Table Tops


Ultra-lightweight tables have an exceptionally strong manufactured MDF top made from 100% recovered and recycled wood fiber with at least 25% post-industrial recycled fiber; the balance consisting of recovered waste fiber. Ultra-light tables are 18% lighter than standard tables.



GLIDE DETAIL



CASTER DETAIL



FLIP-TOP DETAIL



STATIONARY T BASE

FINISHES

Laminate/Veneer Selections

ERG offers over 1000 standard laminate choices from Nevamar, Wilsonart, Formica and Pionite. Wood veneer is available in transparent stain colors - custom stain matching available.

Edge Selections:

ERG offers a wide variety of table top edge materials including PVC, wood, aluminum and resin/urethane. Special Edge Note: When ganging or butting tables together, ERG recommends using 3MM flat edge or flat wood edge. Square tables using PVC T-MOLD edge will have a 2" radius on all corners. Table Bases and Legs.

OPTIONS

- CODE: FLIP-T - Flip-Top for two T-legs
- CODE: ASB - Anti-Sag Bar for tables under 72"
- CODE: FOLD - Lightweight Folding Leg Mechanism per table
- CODE: STH - Special Table Height (any table height other than 29")
- CODE: ULW - Ultra-lightweight table top
- CODE: CRT - Racetrack table top
- CODE: COT - Oval table top
- CODE: CBT - Boat table top
- CODE: CAS3 - 3" Mobile Casters
- CODE: GD3 - Flat Ganging Device for Café & Training Tables
- CODE: RAD - 3" Radius Corners for 3MM Edge
- CODE: FTBH – Flip top support bar for rectangular bar height tables. (Maximum table top size 30x72)
- TABLE ACCESSORIES – Modesty Panels, Bridges, Grommets, Wire Management, Power & Communication Options, Table Dollies – see accessories online under the 'Products' tab

Note: When ordering modesty panel, table and panel must have 3MM edge.

MODEL / DESCRIPTION / LIST PRICING

LUNA | RECTANGLE

RECTANGLE

Model Number	Table Top Size	Shpg. Wght.	Base Spread	LAMINATE TOP ASSORTED EDGES								VENEER TOP	
				GRP 1	GRP 2	GRP 3	GRP 4	GRP 5	GRP 6	GRP 7	GRP 8	GRP 9	
LU1836	18 X 36	54	2-16T	\$374	\$381	\$436	\$483	\$578	\$656	\$751	\$1003	\$1119	
LU1848	18 X 48	61	2-16T	\$393	\$402	\$465	\$518	\$624	\$713	\$818	\$1072	\$1180	
LU1860	18 X 60	68	2-16T	\$415	\$424	\$493	\$552	\$671	\$770	\$888	\$1139	\$1243	
LU1872	18 X 72	75	2-16T	\$518	\$528	\$604	\$670	\$800	\$911	\$1042	\$1392	\$1552	
LU1884	18 X 84	81	2-16T	\$551	\$564	\$653	\$728	\$879	\$1004	\$1155	\$1505	\$1654	
LU1896	18 X 96	88	2-16T	\$571	\$584	\$680	\$761	\$926	\$1061	\$1225	\$1573	\$1715	
LU2436	24 X 36	61	2-22T	\$408	\$418	\$485	\$542	\$658	\$753	\$869	\$1120	\$1225	
LU2448	24 X 48	70	2-22T	\$471	\$484	\$566	\$637	\$779	\$898	\$1040	\$1312	\$1416	
LU2460	24 X 60	79	2-22T	\$500	\$512	\$604	\$684	\$843	\$976	\$1135	\$1406	\$1501	
LU2472	24 X 72	88	2-22T	\$568	\$582	\$677	\$757	\$919	\$1054	\$1215	\$1564	\$1706	
LU2484	24 X 84	97	2-22T	\$608	\$624	\$731	\$825	\$1008	\$1163	\$1348	\$1695	\$1824	
LU2496	24 X 96	106	2-22T	\$634	\$650	\$767	\$868	\$1068	\$1234	\$1435	\$1781	\$1902	
LU3036	30 X 36	68	2-22T	\$432	\$442	\$518	\$582	\$711	\$818	\$947	\$1198	\$1295	
LU3048	30 X 48	79	2-22T	\$502	\$516	\$611	\$691	\$851	\$985	\$1146	\$1417	\$1511	
LU3060	30 X 60	90	2-22T	\$536	\$552	\$658	\$747	\$929	\$1080	\$1261	\$1531	\$1613	
LU3072	30 X 72	102	2-22T	\$609	\$624	\$731	\$825	\$1009	\$1163	\$1348	\$1696	\$1826	
LU3084	30 X 84	113	2-26T	\$653	\$670	\$794	\$900	\$1112	\$1288	\$1501	\$1846	\$1960	
LU3096	30 X 96	124	2-26T	\$684	\$702	\$837	\$953	\$1183	\$1377	\$1606	\$1950	\$2054	
LU3648	36 X 48	88	2-26T	\$497	\$512	\$610	\$696	\$865	\$1005	\$1174	\$1422	\$1496	
LU3660	36 X 60	102	2-26T	\$534	\$550	\$662	\$757	\$947	\$1108	\$1298	\$1545	\$1606	
LU3672	36 X 72	115	2-26T	\$654	\$671	\$796	\$903	\$1115	\$1293	\$1506	\$1850	\$1964	
LU3684	36 X 84	129	2-26T	\$704	\$724	\$867	\$987	\$1230	\$1432	\$1675	\$2019	\$2116	
LU3696	36 X 96	142	2-26T	\$740	\$762	\$918	\$1050	\$1314	\$1535	\$1800	\$2140	\$2226	

Note: FTBH option is required with STH option when ordering rectangle flip-top tables over 29" table height.

Note: Fliptop tables with casters in counter & bar height available in depth ranges 24"-36" only

Max Length up 72" - Not available with C-legs

All training tables that are 18" deep with flip and casters options, cannot be specified with modesty panels.

OPTIONS

Add upcharge to list price and code to model number

FLIPT	Flip-Top for two t-legs	\$402	
ASB	Anti-Sag Bar for tables under 72"	\$90	
FOLD	Lightweight Folding Leg Mechanism per table	\$335	
STH	Special Table Height (other than 29")	\$169	per leg
ULW	Ultra-lightweight table top	\$213	
CRT	Racetrack table top		add 20%

COT	Oval table top		add 20%
CBT	Boat table top		add 25%
CAS3	3" Mobile Casters (2 Casters per leg)	\$29	ea.
GD3	Flat Ganging Device for Café & Training Tables	\$107	
RAD	3" Radius Corners for 3MM Edge	\$225	per table
FTBH	All t-base bar height tables with flip top	\$337	

MODEL / DESCRIPTION / LIST PRICING

LUNA | TRAPEZOID

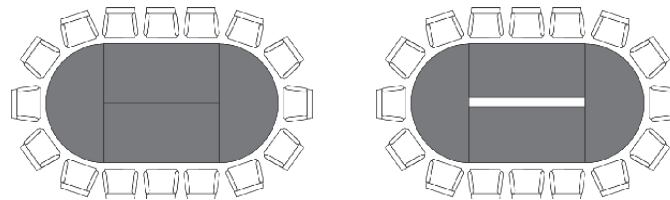


Model Number	Table Top Size	Shpg. Wght.	Base Spread	LAMINATE TOP ASSORTED EDGES							VENEER TOP	
				GRP 1	GRP 2	GRP 3	GRP 4	GRP 5	GRP 6	GRP 7	GRP 8	GRP 9
LT2448	24 x 48	70	2-22T	\$825	\$849	\$1019	\$1164	\$1455	\$1697	\$1988	\$2377	\$2479
LT2460	24 x 60	79	2-22T	\$913	\$942	\$1141	\$1312	\$1657	\$1942	\$2286	\$2672	\$2745
LT3060	30 x 60	90	2-26T	\$958	\$989	\$1207	\$1392	\$1761	\$2072	\$2442	\$2825	\$2883
LT3672	36 x 72	115	2-26T	\$1203	\$1240	\$1495	\$1716	\$2154	\$2521	\$2959	\$3496	\$3619

LUNA | SECTIONAL | HALF ROUND



Model Number	Table Top Size	Shpg. Wght.	Base Spread	LAMINATE TOP ASSORTED EDGES							VENEER TOP	
				GRP 1	GRP 2	GRP 3	GRP 4	GRP 5	GRP 6	GRP 7	GRP 8	GRP 9
LHR2448	24 X 48	70	2-22T	\$952	\$981	\$1195	\$1377	\$1744	\$2049	\$2415	\$2799	\$2859
LHR3060	30 X 60	90	2-22T	\$1037	\$1071	\$1315	\$1525	\$1942	\$2291	\$2709	\$3089	\$3121
LHR3672	36 X 72	115	2-22T	\$1282	\$1322	\$1606	\$1850	\$2335	\$2741	\$3226	\$3759	\$3855



SAMPLE CONFIGURATIONS

Note: Fliptop tables with casters in counter & bar height available in depth ranges 24"-36" only
 Max Length up 72" - Not available with C-legs
 All training tables that are 18" deep with flip and casters options, cannot be specified with modesty panels.

Note: FTBH option is required with STH option when ordering rectangle flip-top tables over 29" table height.

OPTIONS

Add upcharge to list price and code to model number

FLIP-T	Flip-Top for two t-legs	\$402	
ASB	Anti-Sag Bar for tables under 72"	\$90	
FOLD	Lightweight Folding Leg Mechanism per table	\$335	
STH	Special Table Height (other than 29") per base	\$169	
ULW	Ultra-lightweight table top	\$213	
CRT	Racetrack table top		add 20%

COT	Oval table top		add 20%
CBT	Boat table top		add 25%
CAS3	3" Mobile Casters (2 Casters per leg)	\$29	ea.
GD3	Flat Ganging Device for Café & Training Tables	\$107	
FTBH	All t-base bar height tables with flip top	\$225	
RAD	3" Radius Corners for 3MM Edge	\$337	per table



MALIBU TABLE OF CONTENTS

Malibu Specifications	2
Malibu Banquette Options	3
Malibu Banquette Pricing	4
Malibu Banquette Privacy Panel Pricing	6
Malibu Modular Options	7
Malibu Modular Pricing	8
Malibu Modular Privacy Panel Pricing	12
Malibu Modular Backless Units	15
Malibu Modular Individual Arms	18
Malibu Modular Shelving	20
Malibu Modular Configurations	21
Malibu Ottomans	23
Malibu Benches	25
Malibu Lounge Options	27
Malibu Lounge Pricing	28

MALIBU

The Malibu collection presents a variety of designs that offers a modern seating style and a clean tapered leg design, in wood or metal. The banquettes create a sleek dining setting and offers both a clean out option and privacy panels. The modular units offer straight and curved units with optional privacy panels, that can create unique configurations and can customize the look with three arm styles for in between or outside the units. The Malibu lounge has four styles including the straight arm, slope arm, metal quad arm and a laminate or veneer wrap. The ottomans come in many sizes and benches that include online tables, to accompany the rest of the collection in creating multiple touch-down spots for collaboration. Malibu is a versatile collection that will enhance any space or public environment.



BANQUETTE



MODULAR



MODULAR BACKLESS



OTTOMAN



LOUNGE

ORDERING INFORMATION

- 1) Series Name
- 2) Model Number
- 3) Quantity
- 4) Fabric Grade & Number(s)
- 5) Powder Coat Color for Legs
- 6) Panel Laminate/Edge Selection
- 7) Optional Items / Colors

COLORS / FINISHES

- Standard powder coat colors
- Optional wood legs available in standard wood stain colors
- Optional polished chrome legs

MALIBU MODULAR LOUNGE SPECIFICATIONS

Frame

Frame assembly is constructed of multi-ply hardwood, with tongue and groove construction. Seat foam is bonded to all sides of hardwood frame. Seat cushions are 4" graded, high resiliency (H.R.) block foam with seat back 3" H.R. foam, covered entirely with special bonded polyester fiber to protect final upholstery. No sag-springs are installed in seat & back along with interlocking helicoil springs to prevent sagging and provide additional lower back and seat support.

Upholstery

Malibu modular lounge is fully upholstered in your choice of fabric, vinyl, crypton, leather or Customers Own Material. ERG uses only water based glues and adhesives in all our upholstery process.

Legs

Tapered-triangular legs are formed and welded steel 8.5" tall. Legs are sandblasted prior to final powder coating in your choice of standard powder coat colors. Legs have a factory installed adjustable steel glide.

Note for Edge of privacy panels:

- Straight panels: available with Standard 3MM PVC or laminate self edge. Select from any of our Standard 3MM PVC edges in solid or wood tone, no custom colors available.
- Curved panels: are only available with laminate self edge.
- Both straight and curved panels: when combining straight panels and curved panels, ONLY self edge is available.



STANDARD POWDERED COAT LEG

SOFT SEATING	WEIGHT LIMIT
1 Seat	500 lbs.
2 Seat	1000 lbs.
3 Seat	1500 lbs.

OPTIONS

- CODE: FR - CAL 133 (TB 133) Fire Retardant
- CODE: MB - Moisture Barrier (up to 60" overall width)
- CODE: MB60 - Moisture Barrier (over 60" overall width)
- CODE: MBB - Moisture Barrier - up to 60" width (Back-to-Back)
- CODE: MBB60 - Moisture Barrier - over to 60" width (Back-to-Back)
- CODE: PC - Polished Chrome Legs
- CODE: WOD - Solid Maple Wood Legs
- CODE: GD1 - Ratchet Ganging Device for Soft Seating
- CODE: GD2 - Flat Ganging Device for Soft Seating
- CODE: 2FO - Two Fabric Option
- CODE: CO - Clean Out (overall width up to 60")
- CODE: CO1 - Clean Out (overall width over 60")
- CODE: COB - Clean Out Back-to-Back (overall width up to 60")
- CODE: CO1B - Clean Out Back-to-Back (overall width over 60")
- CODE: FMG - Floor Mount Glide



OPTIONAL POLISHED CHROME LEGS




OPTIONAL WOOD LEGS



POWER/DATA

Note: Factory installed power/data available, see accessories online under the 'Products' tab.



TWO FABRIC OPTION




CLEAN OUT OPTION

DIMENSIONS	Straight Banquette
Seat Depth:	20"
Seat Height:	18"
Overall Depth:	27"
Overall Width:	48, 60, 72"
Overall Height:	33"
Qty./Wt.:	1 ea./150 lbs.




MALIBU 48" BANQUETTE

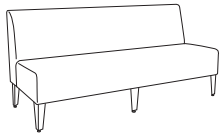
MODEL / DESCRIPTION / LIST PRICING



8500	48" Straight Banquette (4 legs)										COM Yardage: Total 7.0 Yds. / Back: 4 Yds. / Seat: 3.0 Yds.	
COM	GR1	GR2	GR3	GR4	GR5	GR6	GR7	GR8	GR9	GR10	LEA	
\$2359	\$2523	\$2625	\$2731	\$2840	\$2952	\$3071	\$3193	\$3320	\$3453	\$3590	\$4245	



8502	60" Straight Banquette (4 legs)										COM Yardage: Total 8.0 Yds. / Back: 4.5 Yds. / Seat: 3.5 Yds.	
COM	GR1	GR2	GR3	GR4	GR5	GR6	GR7	GR8	GR9	GR10	LEA	
\$2893	\$3095	\$3218	\$3345	\$3480	\$3621	\$3764	\$3915	\$4071	\$4234	\$4404	\$5205	



8504	72" Straight Banquette (6 legs)										COM Yardage: Total 8.5 Yds. / Back: 5 Yds. / Seat: 3.5 Yds.	
COM	GR1	GR2	GR3	GR4	GR5	GR6	GR7	GR8	GR9	GR10	LEA	
\$3470	\$3713	\$3864	\$4016	\$4177	\$4344	\$4518	\$4699	\$4888	\$5082	\$5285	\$6247	

Note: When clean out and ganging are both requested, the flat ganging option must also be used.
Corner units available on Page 11.

OPTIONS

Add upcharge to list price and code to model number

FR	CAL 133 (TB 133) Fire Retardant per yard	\$101	/yd.
MB	Moisture Barrier (up to 60" overall width)	\$141	ea.
MB60	Moisture Barrier (over 60" overall width)	\$225	ea.
2FO	Two Fabric Option	\$110	per unit
GD1	Ratchet Ganging Device for Soft Seating	\$58	per pair
GD2	Flat Ganging Device for Soft Seating	\$58	per pair

FMG	Floor Mount Glide	\$110	/4 pcs
PC	Polished Chrome Legs	\$39	ea.
WOD	Solid Maple Wood Legs	\$27	ea.
CO	Clean Out (overall width up to 60")	\$281	per unit
CO1	Clean Out (overall width over 60")	\$432	per unit

DIMENSIONS	Back-To-Back Banquette
Seat Depth:	20"
Seat Height:	18"
Overall Depth:	54"
Overall Width:	48, 60, 72"
Overall Height:	33"
Qty./Wt.:	1 ea./250 lbs.



MALIBU 72" BACK-TO-BACK BANQUETTE

MODEL / DESCRIPTION / LIST PRICING



8500-B 48" Back-To-Back Banquette (6 legs)

COM Yardage: Total: 11 Yds. / Back: 6 Yds. / Seat: 5 Yds.

COM	GR1	GR2	GR3	GR4	GR5	GR6	GR7	GR8	GR9	GR10	LEA
\$4481	\$4794	\$4986	\$5186	\$5393	\$5610	\$5833	\$6067	\$6309	\$6562	\$6824	\$8066



8502-B 60" Back-To-Back Banquette (6 legs)

COM Yardage: Total: 13 Yds. / Back: 7 Yds. / Seat: 6 Yds.

COM	GR1	GR2	GR3	GR4	GR5	GR6	GR7	GR8	GR9	GR10	LEA
\$5496	\$5881	\$6116	\$6361	\$6614	\$6879	\$7154	\$7441	\$7739	\$8049	\$8370	\$9892



8504-B 72" Back-To-Back Banquette (8 legs)

COM Yardage: Total: 15 Yds. / Back: 8 Yds. / Seat: 7 Yds.

COM	GR1	GR2	GR3	GR4	GR5	GR6	GR7	GR8	GR9	GR10	LEA
\$6593	\$7055	\$7337	\$7631	\$7936	\$8253	\$8584	\$8926	\$9283	\$9656	\$10041	\$11868

Note: To order back-to-back banquettes with privacy panel, add the pricing of the panel to the back-to-back unit pricing. The overall depth of back-to-back units with panel is 55". This will increase leg count quality by 2.

Note: When clean out and ganging are both requested, the flat ganging option must also be used.



OPTIONS

Add upcharge to list price and code to model number

FR	CAL 133 (TB 133) Fire Retardant per yard	\$101	/yd.
MBB	Moisture Barrier - up to 60" width (Back-to-Back)	\$281	ea.
MBB60	Moisture Barrier - over 60" width (Back-to-Back)	\$449	ea.
2FO	Two Fabric Option	\$110	per unit
GD1	Ratchet Ganging Device for Soft Seating	\$58	per pair
GD2	Flat Ganging Device for Soft Seating	\$58	per pair

FMG	Floor Mount Glide	\$110	/4 pcs
PC	Polished Chrome Legs	\$39	ea.
WOD	Solid Maple Wood Legs	\$27	ea.
COB	Clean Out Back-to-Back (overall width up to 60")	\$562	per unit
CO1B	Clean Out Back-to-Back (overall width over 60")	\$865	per unit

PRIVACY PANELS ONLY

DIMENSIONS	48" Wide Privacy Panel	60" Wide Privacy Panel	72" Wide Privacy Panel
Panel Depth:	1"	1"	1"
Panel Width:	48"	60"	72"
Panel Height:	48"	48"	48"

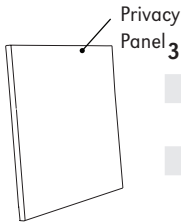


MALIBU BACK TO BACK BANQUETTE WITH PRIVACY PANEL



1/2" THICK ACRYLIC PRIVACY PANELS AVAILABLE
CUSTOM:
CALL CUSTOMER SERVICE FOR QUOTE

MODEL / DESCRIPTION / LIST PRICING



360P 48" Wide Privacy Panel COM Yardage: Total: 3 Yds. (Please allow extra fabric for repeat design.)

COM	GR1	GR2	GR3	GR4	GR5	GR6	GR7	GR8	GR9	GR10	LEA
\$1055	\$1130	\$1174	\$1222	\$1270	\$1321	\$1374	\$1428	\$1485	\$1545	\$1606	\$1898
LAMINATE			VENEER			ACRYLIC					
\$1034			\$2033			CALL					

362P 60" Wide Privacy Panel COM Yardage: Total: 4 Yds. (Please allow extra fabric for repeat design.)

COM	GR1	GR2	GR3	GR4	GR5	GR6	GR7	GR8	GR9	GR10	LEA
\$1392	\$1490	\$1549	\$1611	\$1675	\$1742	\$1810	\$1885	\$1959	\$2038	\$2119	\$2506
LAMINATE			VENEER			ACRYLIC					
\$1352			\$2616			CALL					

365P 72" Wide Privacy Panel COM Yardage: Total: 5 Yds. (Please allow extra fabric for repeat design.)

COM	GR1	GR2	GR3	GR4	GR5	GR6	GR7	GR8	GR9	GR10	LEA
\$1704	\$1823	\$1896	\$1973	\$2051	\$2133	\$2219	\$2308	\$2400	\$2495	\$2594	\$3068
LAMINATE			VENEER			ACRYLIC					
\$1644			\$3071			CALL					

Note for Edge of privacy panels:

- Straight panels: available with Standard 3MM PVC or laminate self edge.
Select from any of our Standard 3MM PVC edges in solid or wood tone, no custom colors available.
- Curved panels: are only available with laminate self edge.
- Both straight and curved panels: when combining straight panels and curved panels, ONLY self edge is available.

OPTIONS

- CODE: FR - CAL 133 (TB 133) Fire Retardant
- CODE: MB - Moisture Barrier (up to 60" overall width)
- CODE: MB60 - Moisture Barrier (over 60" overall width)
- CODE: PC - Polished Chrome Legs
- CODE: WOD - Wood Legs
- CODE: 2FO - Two Fabric Option. When seat and base are upholstered in 2 different fabrics of your choice
- CODE: GD1 - Ratchet Ganging Device for Soft Seating
- CODE: GD2 - Flat Ganging Device for Soft Seating
- CODE: FMG - Floor Mount Glide
- CODE: CO - Clean Out (overall width up to 50")
- CODE: CO1 - Clean Out (overall width over 50")
- CODE: TABF() - Fixed Laminate Tablet - outside of modular unit (round post, specify tablet shape A, B or C)
- CODE: TABFB() - Fixed Laminate Tablet - between two modular units (blade post, specify tablet shape A, B or C)
- CODE: TABR1() - Removable Swivel Tablet (laminate shape A, B or C specify left or right arm) *not available on Slope or Quad Arm
- CODE: TABR2() - Removable Swivel Tablet (laminate shape A, B or C with opening for tablet on both arms) *not available on Slope or Quad Arm
- CODE: SST - Solid Surface Tablet Arm
- CODE: LAM5 - Non-standard laminate for 5 or less tablets
- CODE: SS5 - Non-standard Solid Surface top. Call for quote



TWO FABRICS




LAMINATE TABLET OR SOLID SURFACE



CLEANOUT



POWER/DATA



WOOD LEGS



POLISHED CHROME

Note: Factory installed power/data available, see accessories online under the 'Products' tab.

TABLET SHAPES

Three Tablet Shapes::

Choose from the three shapes shown and specify; A, B or C and left or right (outside tablet) when ordering.

Example: TABF-(A) Left - this would be a fixed shape A tablet on the left side (when seated).

Laminate Top:

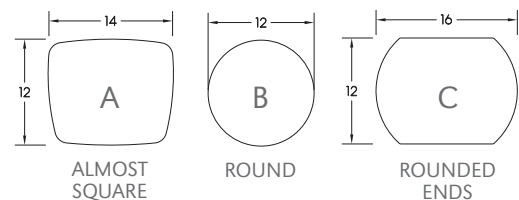
Tablet orders of 5 or less have 4 standard laminate colors:

- Wilsonart Black 1595-60
- Wilsonart Montana Walnut 7110K-78
- Formica Brite White 459-58
- Nevamar Silver Alu Metalx MXT003

Solid Surface Top:

Tablet orders of 5 or less have 4 standard Corian colors:

- Bone
- Bronzite
- Glacier White
- Silver Grey



DIMENSIONS	22" Straight	30" Straight	44" Straight	66" Straight
Seat Depth:	20"	20"	20"	20"
Seat Height:	18"	18"	18"	18"
Overall Depth:	27"	27"	27"	27"
Overall Width:	22"	30"	44"	66"
Overall Height:	33"	33"	33"	33"
Qty./Wt.:	1 ea./57 lbs.	1 ea./112 lbs.	1 ea./145 lbs.	1 ea./155 lbs.



TWO SEAT STRAIGHT MODULAR UNIT WITH
OPTIONAL BLADE TABLE AND SLOPE ARMS

MODEL / DESCRIPTION / LIST PRICING



3912 22" Straight Module (4 Legs)

COM Yardage: Total: 3.5 Yds. / Back: 2 Yds. / Seat: 1.5 Yds.


COM	GR1	GR2	GR3	GR4	GR5	GR6	GR7	GR8	GR9	GR10	LEA
\$1352	\$1446	\$1540	\$1649	\$1743	\$1852	\$1960	\$2070	\$2178	\$2286	\$2396	\$2550



3913 30" Straight Module (4 Legs)

COM Yardage: Total: 4.5 Yds. / Back: 2 Yds. / Seat: 2.5 Yds.


COM	GR1	GR2	GR3	GR4	GR5	GR6	GR7	GR8	GR9	GR10	LEA
\$1562	\$1676	\$1798	\$1932	\$2052	\$2187	\$2321	\$2456	\$2591	\$2725	\$2887	\$3042



3914 44" Straight Module (4 Legs)

COM Yardage: Total: 7 Yds. / Back: 4 Yds. / Seat: 3 Yds.

COM	GR1	GR2	GR3	GR4	GR5	GR6	GR7	GR8	GR9	GR10	LEA
\$2161	\$2320	\$2479	\$2639	\$2798	\$2956	\$3115	\$3274	\$3432	\$3590	\$3749	\$3901



3915 66" Straight Module (6 Legs)

COM Yardage: Total: 8.5 Yds. / Back: 5 Yds. / Seat: 3.5 Yds.

COM	GR1	GR2	GR3	GR4	GR5	GR6	GR7	GR8	GR9	GR10	LEA
\$3182	\$3381	\$3580	\$3778	\$3976	\$4175	\$4371	\$4571	\$4769	\$4968	\$5165	\$5356

OPTIONS

Add upcharge to list price and code to model number


FR	CAL 133 (TB 133) Fire Retardant per yard	\$101	/yd.	FMG	Floor Mount Glide	\$110	/4 pcs
MB	Moisture Barrier (up to 60" overall width)	\$141	ea.	TABF-()	Fixed Tablet (outside, specify (L/R), shape A, B or C)	\$416	ea. tablet
MB60	Moisture Barrier (over 60" overall width)	\$225	ea.	TABFB-()	Fixed Tablet (blade, specify (L/R), shape A, B or C)	\$416	ea. tablet
PC	Polished Chrome Legs	\$39	ea.	LAM5	Non-standard laminate (5 tablets or less)	\$281	ea. tablet
WOD	Wood Legs	\$27	ea.	SST	Solid Surface Tablet - add to tablet option	\$141	ea. tablet
2FO	Two Fabric Option	\$110	per unit	SS5	Non-standard Solid Surface (5 tablets or less)	Call For Quote	
GD1	Ratchet Ganging Device for Soft Seating	\$58	per pair	CO	Clean Out (overall width up to 60")	\$281	per unit
GD2	Flat Ganging Device for Soft Seating	\$58	per pair	CO1	Clean Out (overall width over 60")	\$432	per unit

DIMENSIONS	30° Curve Inside	45° Curve Inside	60° Curve Inside
Seat Depth:	20"	20"	20"
Seat Height:	18"	18"	18"
Overall Depth:	29"	31"	32"
Overall Width:	35"	52"	67"
Overall Height:	33"	33"	33"
Qty./Wt.:	1 ea./112 lbs.	1 ea./145 lbs.	1 ea./180 lbs.



INSIDE 45° CURVE UNIT

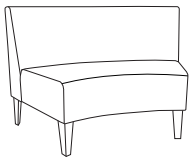
MODEL / DESCRIPTION / LIST PRICING



3917 Inside 30° Curve Module (4 legs)

COM Yardage: Total: 4.5 Yds. / Back: 2.5 Yds. / Seat: 2 Yds.


COM	GR1	GR2	GR3	GR4	GR5	GR6	GR7	GR8	GR9	GR10	LEA
\$1460	\$1554	\$1648	\$1756	\$1851	\$1960	\$2068	\$2176	\$2284	\$2391	\$2499	\$2654



3918 Inside 45° Curve Module (4 legs)

COM Yardage: Total: 7 Yds. / Back: 4 Yds. / Seat: 3 Yds.

COM	GR1	GR2	GR3	GR4	GR5	GR6	GR7	GR8	GR9	GR10	LEA
\$2087	\$2220	\$2351	\$2496	\$2629	\$2776	\$2921	\$3068	\$3212	\$3359	\$3503	\$3656



3919 Inside 60° Curve Module (5 legs)

COM Yardage: Total: 8 Yds. / Back: 4.5 Yds. / Seat: 3.5 Yds.

COM	GR1	GR2	GR3	GR4	GR5	GR6	GR7	GR8	GR9	GR10	LEA
\$2677	\$2807	\$2939	\$3084	\$3213	\$3359	\$3503	\$3649	\$3792	\$3938	\$4081	\$4233

OPTIONS

Add upcharge to list price and code to model number

FR	CAL 133 (TB 133) Fire Retardant per yard	\$101	/yd.	FMG	Floor Mount Glide	\$110	/4 pcs
MB	Moisture Barrier (up to 60" overall width)	\$141	ea.	TABF-()	Fixed Tablet (outside, specify (L/R), shape A, B or C)	\$416	ea. tablet
MB60	Moisture Barrier (over 60" overall width)	\$225	ea.	TABFB-()	Fixed Tablet (blade, specify (L/R), shape A, B or C)	\$416	ea. tablet
PC	Polished Chrome Legs - per leg	\$39	ea.	LAM5	Non-standard laminate (5 tablets or less)	\$281	ea. tablet
WOD	Wood Legs	\$27	ea.	SST	Solid Surface Tablet - add to tablet option	\$141	ea. tablet
2FO	Two Fabric Option	\$110	per unit	SS5	Non-standard Solid Surface (5 tablets or less)	Call For Quote	
GD1	Ratchet Ganging Device for Soft Seating	\$58	per pair	CO	Clean Out (overall width up to 60")	\$281	per unit
GD2	Flat Ganging Device for Soft Seating	\$58	per pair	CO1	Clean Out (overall width over 60")	\$432	per unit

DIMENSIONS	20° Curve Outside	30° Curve Outside	45° Curve Outside	60° Curve Outside
Seat Depth:	20"	20"	20"	20"
Seat Height:	18"	18"	18"	18"
Overall Depth:	27"	29"	31"	32"
Overall Width:	23"	35"	52"	67"
Overall Height:	33"	33"	33"	33"
Qty./Wt.:	1 ea./62 lbs.	1 ea./78 lbs.	1 ea./98 lbs.	1 ea./140 lbs.



OUTSIDE 45° CURVE UNIT

MODEL / DESCRIPTION / LIST PRICING



3920 Outside 20° Curve Module (4 legs)

COM Yardage: Total: 4.25 Yds. / Back: 2 Yds. / Seat: 2.25 Yds.

COM	GR1	GR2	GR3	GR4	GR5	GR6	GR7	GR8	GR9	GR10	LEA
\$1519	\$1627	\$1721	\$1830	\$1923	\$2031	\$2139	\$2247	\$2354	\$2462	\$2569	\$2724



3921 Outside 30° Curve Module (4 legs)

COM Yardage: Total: 4.75 Yds. / Back: 2.25 Yds. / Seat: 2.5 Yds.

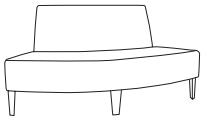
COM	GR1	GR2	GR3	GR4	GR5	GR6	GR7	GR8	GR9	GR10	LEA
\$1617	\$1724	\$1819	\$1926	\$2019	\$2126	\$2233	\$2342	\$2449	\$2557	\$2664	\$2819



3922 Outside 45° Curve Module (4 legs)

COM Yardage: Total: 5.25 Yds. / Back: 2.5 Yds. / Seat: 2.75 Yds.

COM	GR1	GR2	GR3	GR4	GR5	GR6	GR7	GR8	GR9	GR10	LEA
\$2317	\$2450	\$2582	\$2725	\$2858	\$3004	\$3148	\$3293	\$3440	\$3585	\$3730	\$3881



3923 Outside 60° Curve Module (5 legs)

COM Yardage: Total: 7.5 Yds. / Back: 3 Yds. / Seat: 4.5 Yds.

COM	GR1	GR2	GR3	GR4	GR5	GR6	GR7	GR8	GR9	GR10	LEA
\$2740	\$2886	\$3018	\$3160	\$3292	\$3437	\$3582	\$3725	\$3870	\$4015	\$4159	\$4311

OPTIONS

Add upcharge to list price and code to model number

FR	CAL 133 (TB 133) Fire Retardant per yard	\$101	/yd.	FMG	Floor Mount Glide	\$110	/4 pcs
MB	Moisture Barrier (up to 60" overall width)	\$141	ea.	TABF(-)	Fixed Tablet (outside, specify (L/R), shape A, B or C)	\$416	ea. tablet
MB60	Moisture Barrier (over 60" overall width)	\$225	ea.	TABFB(-)	Fixed Tablet (blade, specify (L/R), shape A, B or C)	\$416	ea. tablet
PC	Polished Chrome Legs	\$39	ea.	LAM5	Non-standard laminate (5 tablets or less)	\$281	ea. tablet
WOD	Wood Legs	\$27	ea.	SST	Solid Surface Tablet Arm - add to tablet option	\$141	ea. tablet
2FO	Two Fabric Option	\$110	per unit	SS5	Non-standard Solid Surface (5 tablets or less)	Call For Quote	
GD1	Ratchet Ganging Device for Soft Seating	\$58	per pair	CO	Clean Out (overall width up to 50")	\$281	per unit
GD2	Flat Ganging Device for Soft Seating	\$58	per pair	CO1	Clean Out (overall width over 50")	\$432	per unit

DIMENSIONS	Curve Corner Module	Straight Corner Module
Seat Depth:	20"	20"
Seat Height:	18"	18"
Overall Depth:	27"	27"
Overall Width:	28"	28"
Overall Height:	33"	33"
Qty./Wt.:	1 ea./98 lbs.	1 ea./98 lbs.



CORNER UNIT - CURVE BACK



CORNER UNIT - SQUARE BACK

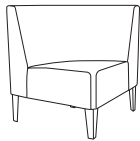
MODEL / DESCRIPTION / LIST PRICING



3924 Corner Module - Square Back (4 legs)

COM Yardage: Total: 6 Yds. / Back: 4.5 Yds. / Seat: 1.5 Yds.

COM	GR1	GR2	GR3	GR4	GR5	GR6	GR7	GR8	GR9	GR10	LEA
\$2208	\$2353	\$2485	\$2630	\$2761	\$2907	\$3051	\$3196	\$3341	\$3486	\$3631	\$3784



3925 Corner Module - Curve Back (4 legs)

COM Yardage: Total: 6 Yds. / Back: 4.5 Yds. / Seat: 1.5 Yds.

COM	GR1	GR2	GR3	GR4	GR5	GR6	GR7	GR8	GR9	GR10	LEA
\$2074	\$2222	\$2354	\$2498	\$2631	\$2778	\$2923	\$3071	\$3215	\$3361	\$3508	\$3660

OPTIONS

Add upcharge to list price and code to model number

FR	CAL 133 (TB 133) Fire Retardant per yard	\$101	/yd.	FMG	Floor Mount Glide	\$110	/4 pcs
MB	Moisture Barrier (up to 60" overall width)	\$141	ea.	CO	Clean Out (overall width up to 60")	\$281	per unit
PC	Polished Chrome Legs	\$39	ea.	TABF(-)	Fixed Tablet (outside, specify (L/R), shape A, B or C)	\$416	ea. tablet
WOD	Wood Legs	\$27	ea.	TABFB(-)	Fixed Tablet (blade, specify (L/R), shape A, B or C)	\$416	ea. tablet
2FO	Two Fabric Option	\$110	per unit	LAM5	Non-standard laminate (5 tablets or less)	\$281	ea. tablet
GD1	Ratchet Ganging Device for Soft Seating	\$58	per pair	SST	Solid Surface Tablet Arm - add to tablet option	\$141	ea. tablet
GD2	Flat Ganging Device for Soft Seating	\$58	per pair	SS5	Non-standard Solid Surface (5 tablets or less)	Call For Quote	

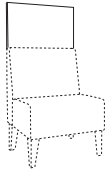
DIMENSIONS	Straight Panel	Straight Panel	Straight Panel	Straight Panel
Panel Depth:	1"	1"	1"	1"
Overall Width:	22"	30"	44"	66"
Overall Height:	48"	48"	48"	48"
Qty./Approx Wt.:	1 ea./100 lbs.	1 ea./110 lbs.	1 ea./120 lbs.	1 ea./135 lbs.



STRAIGHT PRIVACY PANEL

NOTE: SEE PAGE 20 WHEN ADDING SHELF TO UNIT

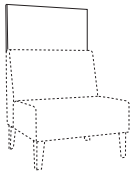
MODEL / DESCRIPTION / LIST PRICING



3973/22U	Straight Panel - Upholstered										COM Yardage - Panel: 2 Yds.	
COM	GR1	GR2	GR3	GR4	GR5	GR6	GR7	GR8	GR9	GR10	LEA	
\$693	\$742	\$773	\$803	\$836	\$868	\$904	\$939	\$976	\$1015	\$1056	\$1250	

3976/22L	Straight Panel - Laminate										
Laminate											
\$851											


3957/22A	Straight Panel - Acrylic										
Acrylic											
CALL											



3973/30U	Straight Panel - Upholstered										COM Yardage - Panel: 2.5 Yds.	
COM	GR1	GR2	GR3	GR4	GR5	GR6	GR7	GR8	GR9	GR10	LEA	
\$860	\$919	\$956	\$993	\$1036	\$1075	\$1118	\$1163	\$1209	\$1256	\$1308	\$1545	

3976/30L	Straight Panel - Laminate										
Laminate											
\$1032											

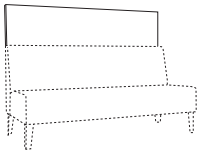
3957/30A	Straight Panel - Acrylic										
Acrylic											
CALL											



3974/44U	Straight Panel - Upholstered										COM Yardage - Panel: 4 Yds.	
COM	GR1	GR2	GR3	GR4	GR5	GR6	GR7	GR8	GR9	GR10	LEA	
\$987	\$1056	\$1097	\$1143	\$1187	\$1237	\$1285	\$1337	\$1390	\$1446	\$1505	\$1777	

3977/44L	Straight Panel - Laminate										
Laminate											
\$1188											

3960/44A	Straight Panel - Acrylic										
Acrylic											
CALL											



3975/66U	Straight Panel - Upholstered										COM Yardage - Panel: 5 Yds.	
COM	GR1	GR2	GR3	GR4	GR5	GR6	GR7	GR8	GR9	GR10	LEA	
\$1541	\$1649	\$1715	\$1784	\$1855	\$1930	\$2007	\$2086	\$2171	\$2257	\$2347	\$2775	

3978/66L	Straight Panel - Laminate										
Laminate											
\$1850											

3965/66A	Straight Panel - Acrylic										
Acrylic											
CALL											

Note for Edge of privacy panels:

- Straight panels: available with Standard 3MM PVC or laminate self edge. Select from any of our Standard 3MM PVC edges in solid or wood tone, no custom colors available.
- Curved panels: are only available with laminate self edge.
- Both straight and curved panels: when combining straight panels and curved panels, ONLY self edge is available.

OPTIONS

Add upcharge to list price and code to model number

FR	CAL 133 (TB 133) Fire Retardant per yard	\$101	/yd.
----	--	-------	------

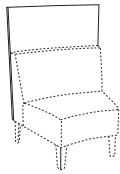
DIMENSIONS	30°	45°	60°
Panel Depth:	1"	1"	1"
Overall Width:	32"	52"	67"
Overall Height:	48"	48"	48"
Qty./Approx Wt.:	1 ea./135 lbs.	1 ea./145 lbs.	1 ea./160 lbs.



45° INSIDE CURVE PANEL

NOTE: SEE PAGE 20 WHEN ADDING SHELF TO UNIT

MODEL / DESCRIPTION / LIST PRICING

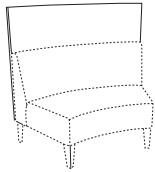


3991/30U 30° Curve - Upholstered COM Yardage - Panel: 2.5 Yds.

COM	GR1	GR2	GR3	GR4	GR5	GR6	GR7	GR8	GR9	GR10	LEA
\$1289	\$1377	\$1431	\$1490	\$1550	\$1612	\$1676	\$1743	\$1815	\$1885	\$1960	\$2318

3991/30L 30° Curve - Laminate

Laminate
\$1688

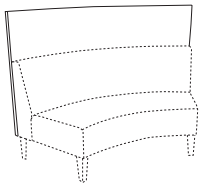


3992/45U 45° Curve - Upholstered COM Yardage - Panel: 4 Yds.

COM	GR1	GR2	GR3	GR4	GR5	GR6	GR7	GR8	GR9	GR10	LEA
\$1482	\$1586	\$1648	\$1713	\$1783	\$1854	\$1929	\$2006	\$2085	\$2169	\$2254	\$2666

3992/45L 45° Curve - Laminate

Laminate
\$1942



3993/60U 60° Curved - Upholstered COM Yardage - Panel: 5 Yds.

COM	GR1	GR2	GR3	GR4	GR5	GR6	GR7	GR8	GR9	GR10	LEA
\$2313	\$2474	\$2574	\$2678	\$2783	\$2894	\$3009	\$3131	\$3254	\$3386	\$3521	\$4163

3993/60L 60° Curve - Laminate

Laminate
\$3027

Note for Edge of privacy panels:

- Straight panels: available with Standard 3MM PVC or laminate self edge.
Select from any of our Standard 3MM PVC edges in solid or wood tone, no custom colors available.
- Curved panels: are only available with laminate self edge.
- Both straight and curved panels: when combining straight panels and curved panels, ONLY self edge is available.

OPTIONS

Add upcharge to list price and code to model number

FR	CAL 133 (TB 133) Fire Retardant per yard	\$101	/yd.
----	--	-------	------

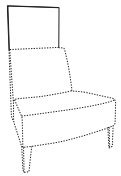
DIMENSIONS	30°	45°	60°
Panel Depth:	1"	1"	1"
Overall Width:	32"	52"	67"
Overall Height:	48"	48"	48"
Qty./Approx Wt.:	1 ea./135 lbs.	1 ea./145 lbs.	1 ea./160 lbs.

NOTE: SEE PAGE 20 WHEN ADDING SHELF TO UNIT



60° OUTSIDE CURVE PANEL

MODEL / DESCRIPTION / LIST PRICING



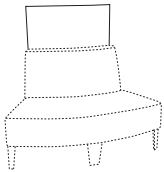
3997/30U 30° Curve - Upholstered

COM Yardage - Panel: 2.5 Yds.

COM	GR1	GR2	GR3	GR4	GR5	GR6	GR7	GR8	GR9	GR10	LEA
\$1095	\$1171	\$1217	\$1267	\$1317	\$1372	\$1426	\$1482	\$1541	\$1602	\$1667	\$2318

3997/30L 30° Curve - Laminate

Laminate
\$1433



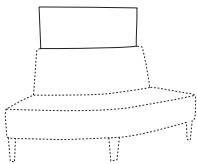
3998/45U 45° Curve - Upholstered

COM Yardage - Panel: 3 Yds.

COM	GR1	GR2	GR3	GR4	GR5	GR6	GR7	GR8	GR9	GR10	LEA
\$1259	\$1348	\$1401	\$1455	\$1517	\$1576	\$1641	\$1704	\$1771	\$1844	\$1915	\$2666

3998/45L 45° Curve - Laminate

Laminate
\$1650



3999/60U 60° Curve - Upholstered

COM Yardage - Panel: 4 Yds.

COM	GR1	GR2	GR3	GR4	GR5	GR6	GR7	GR8	GR9	GR10	LEA
\$1965	\$2102	\$2187	\$2276	\$2366	\$2458	\$2559	\$2662	\$2767	\$2877	\$2995	\$4163

3999/60L 60° Curve - Laminate

Laminate
\$2574

Note for Edge of privacy panels:

- Straight panels: available with Standard 3MM PVC or laminate self edge.
Select from any of our Standard 3MM PVC edges in solid or wood tone, no custom colors available.
- Curved panels: are only available with laminate self edge.
- Both straight and curved panels: when combining straight panels and curved panels, ONLY self edge is available.

OPTIONS

Add upcharge to list price and code to model number

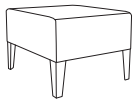
FR	CAL 133 (TB 133) Fire Retardant per yard	\$101	/yd.
----	--	-------	------

DIMENSIONS	Single Seat	Bariatric Backless	Two Seat Backless	Three Seat Backless
Overall Depth:	27"	27"	27"	27"
Overall Width:	22"	30"	44"	66"
Seat Height:	18"	18"	18"	18"
Qty./Wt.:	1 ea./44 lbs.	1 ea./65 lbs.	1 ea./89 lbs.	1 ea./115 lbs.



TWO SEAT 44" BACKLESS MODULAR UNIT

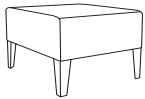
MODEL / DESCRIPTION / LIST PRICING



3926 Single Seat 22" Backless Modular Unit (4 legs)

COM Yardage: Total: 2.25 Yds. / Sides: 1.25 Yds. / Top: 1 Yds.

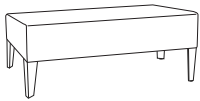
COM	GR1	GR2	GR3	GR4	GR5	GR6	GR7	GR8	GR9	GR10	LEA
\$1218	\$1376	\$1534	\$1691	\$1848	\$2006	\$2162	\$2320	\$2477	\$2634	\$2792	\$2944



3927 Bariatric 30" Backless Modular Unit (4 legs)

COM Yardage: Total: 2.75 Yds. / Sides: 1.5 Yds. / Top: 1.25 Yds.

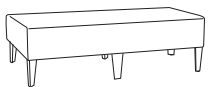
COM	GR1	GR2	GR3	GR4	GR5	GR6	GR7	GR8	GR9	GR10	LEA
\$1512	\$1670	\$1827	\$1984	\$2141	\$2299	\$2456	\$2614	\$2773	\$2929	\$3087	\$3236



3928 Two Seat 44" Backless Modular Unit (4 legs)

COM Yardage: Total: 3.25 Yds. / Sides: 1.75 Yds. / Top: 1.5 Yds.

COM	GR1	GR2	GR3	GR4	GR5	GR6	GR7	GR8	GR9	GR10	LEA
\$2167	\$2324	\$2483	\$2639	\$2796	\$2954	\$3112	\$3268	\$3426	\$3584	\$3742	\$3891



3929 Three Seat 66" Backless Modular Unit (6 legs)

COM Yardage: Total: 4.5 Yds. / Sides: 2.5 Yds. / Top: 2 Yds.

COM	GR1	GR2	GR3	GR4	GR5	GR6	GR7	GR8	GR9	GR10	LEA
\$2492	\$2650	\$2806	\$2964	\$3122	\$3279	\$3437	\$3593	\$3751	\$3909	\$4067	\$4217

OPTIONS

Add upcharge to list price and code to model number

FR	CAL 133 (TB 133) Fire Retardant per yard	\$101	/yd.	FMG	Floor Mount Glide	\$110	/4 pcs
MB	Moisture Barrier (up to 60" overall width)	\$141	ea.	TABF-(L)	Fixed Tablet (outside, specify (L/R), shape A, B or C)	\$416	ea. tablet
MB60	Moisture Barrier (over 60" overall width)	\$225	ea.	TABFB-(L)	Fixed Tablet (blade, specify (L/R), shape A, B or C)	\$416	ea. tablet
PC	Polished Chrome Legs	\$39	ea.	LAM5	Non-standard laminate (5 tablets or less)	\$281	ea. tablet
WOD	Wood Legs	\$27	ea.	SST	Solid Surface Tablet Arm - add to tablet option	\$141	ea. tablet
2FO	Two Fabric Option	\$110	per unit	SS5	Non-standard Solid Surface (5 tablets or less)	Call For Quote	
GD1	Ratchet Ganging Device for Soft Seating	\$58	per pair				
GD2	Flat Ganging Device for Soft Seating	\$58	per pair				

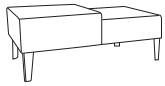
DIMENSIONS	Two Unit / Side Table	Three Unit / Online Table
Overall Depth:	27"	27"
Overall Width:	44"	66"
Seat Height:	18"	18"
Table Height:	16"	16"
Qty./Wt.:	1 ea./44 lbs.	1 ea./115 lbs.



66" BACKLESS MODULAR WITH ONLINE TABLE, SHOWN WITH 44" STRAIGHT MODULE

L - LAMINATE
W - WOOD VENEER

MODEL / DESCRIPTION / LIST PRICING

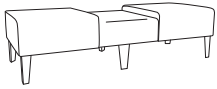


3930L 44" Backless Unit w/ Online Table - **Laminate** (4 legs) COM Yardage: 2.5 Yds. / Top: 1 Yds. / Sides: 1.5 Yds.

COM	GR1	GR2	GR3	GR4	GR5	GR6	GR7	GR8	GR9	GR10	LEA
\$2210	\$2366	\$2461	\$2559	\$2661	\$2766	\$2879	\$2992	\$3114	\$3237	\$3367	\$3980

3930W 44" Backless Unit w/ Online Table - **Veneer** (4 legs) COM Yardage: 2.5 Yds.

COM	GR1	GR2	GR3	GR4	GR5	GR6	GR7	GR8	GR9	GR10	LEA
\$2390	\$2559	\$2662	\$2767	\$2879	\$2995	\$3114	\$3239	\$3368	\$3502	\$3642	\$4304

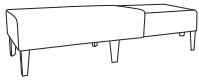


3931L 66" Backless Unit w/ Center Online Table - **Laminate** (6 legs) COM Yardage: 4.5 Yds. / Tops: 1.5 Yds. / Sides: 3 Yds.

COM	GR1	GR2	GR3	GR4	GR5	GR6	GR7	GR8	GR9	GR10	LEA
\$2490	\$2665	\$2772	\$2881	\$2997	\$3116	\$3241	\$3370	\$3504	\$3645	\$3790	\$4481

3931W 66" Backless Unit w/ Center Online Table - **Veneer** (6 legs) COM Yardage: 4.5 Yds.

COM	GR1	GR2	GR3	GR4	GR5	GR6	GR7	GR8	GR9	GR10	LEA
\$2613	\$2795	\$2909	\$3023	\$3143	\$3271	\$3402	\$3537	\$3677	\$3827	\$3979	\$4702



3932L 66" Backless Unit w/ Online Table - **Laminate** (6 legs) COM Yardage: 4.5 Yds. / Tops: 1.5 Yds. / Sides: 3 Yds.

COM	GR1	GR2	GR3	GR4	GR5	GR6	GR7	GR8	GR9	GR10	LEA
\$2490	\$2665	\$2772	\$2881	\$2997	\$3116	\$3241	\$3370	\$3504	\$3645	\$3790	\$4481

3932W 66" Backless Unit w/ Online Table - **Veneer** (6 legs) COM Yardage: 4.5 Yds.

COM	GR1	GR2	GR3	GR4	GR5	GR6	GR7	GR8	GR9	GR10	LEA
\$2613	\$2795	\$2909	\$3023	\$3143	\$3271	\$3402	\$3537	\$3677	\$3827	\$3979	\$4702

CORIAN TOPS - PLEASE CALL FOR A QUOTE

OPTIONS

Add upcharge to list price and code to model number

FR	CAL 133 (TB 133) Fire Retardant per yard	\$101	/yd.
MB	Moisture Barrier (up to 60" overall width)	\$141	ea.
MB60	Moisture Barrier (over 60" overall width)	\$225	ea.
PC	Polished Chrome Legs	\$39	ea.
WOD	Wood Legs	\$27	ea.
2FO	Two Fabric Option	\$110	per unit
GD1	Ratchet Ganging Device for Soft Seating	\$58	per pair
GD2	Flat Ganging Device for Soft Seating	\$58	per pair

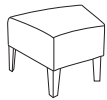
FMG	Floor Mount Glide	\$110	/4 pcs
TABF(-)	Fixed Tablet (outside, specify (L/R), shape A, B or C)	\$416	ea. tablet
TABFB(-)	Fixed Tablet (blade, specify (L/R), shape A, B or C)	\$416	ea. tablet
LAM5	Non-standard laminate (5 tablets or less)	\$281	ea. tablet
SST	Solid Surface Tablet Arm - add to tablet option	\$141	ea. tablet
SS5	Non-standard Solid Surface (5 tablets or less)	Call For Quote	

DIMENSIONS	20° Curve Backless	30° Curve Backless	45° Curve Backless	60° Curve Backless
Seat Depth:	27"	27"	27"	27"
Overall Depth:	28"	29"	31"	32"
Overall Width:	32"	35"	52"	67"
Seat Height:	18"	18"	18"	18"
Qty./Wt.:	1 ea./44 lbs.	1 ea./65 lbs.	1 ea./85 lbs.	1 ea./110 lbs.



60° BACKLESS CURVE MODULE

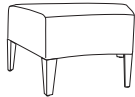
MODEL / DESCRIPTION / LIST PRICING



3933 20° Curve Backless Modular Unit (4 legs)

COM Yardage: Total: 2.5 Yds. / Sides: 1.5 Yds. / Top: 1 Yds.

COM	GR1	GR2	GR3	GR4	GR5	GR6	GR7	GR8	GR9	GR10	LEA
\$1248	\$1338	\$1430	\$1536	\$1627	\$1733	\$1837	\$1942	\$2047	\$2153	\$2256	\$2408



3934 30° Curve Backless Modular Unit (4 legs)

COM Yardage: Total: 3 Yds. / Sides: 1.75 Yds. / Top: 1.25 Yds.

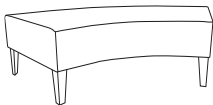
COM	GR1	GR2	GR3	GR4	GR5	GR6	GR7	GR8	GR9	GR10	LEA
\$1336	\$1427	\$1519	\$1625	\$1715	\$1821	\$1926	\$2031	\$2135	\$2241	\$2345	\$2496



3935 45° Curve Backless Modular Unit (4 legs)

COM Yardage: Total: 3.75 Yds. / Sides: 2 Yds. / Top: 1.75 Yds.

COM	GR1	GR2	GR3	GR4	GR5	GR6	GR7	GR8	GR9	GR10	LEA
\$1841	\$1968	\$2048	\$2131	\$2213	\$2304	\$2397	\$2492	\$2591	\$2696	\$2803	\$3314



3936 60° Curve Backless Modular Unit (5 legs)

COM Yardage: Total: 4.5 Yds. / Sides: 2.25 Yds. / Top: 2.25 Yds.

COM	GR1	GR2	GR3	GR4	GR5	GR6	GR7	GR8	GR9	GR10	LEA
\$2241	\$2398	\$2493	\$2592	\$2697	\$2805	\$2916	\$3034	\$3156	\$3281	\$3412	\$4033

OPTIONS

Add upcharge to list price and code to model number

FR	CAL 133 (TB 133) Fire Retardant per yard	\$101	/yd.
MB	Moisture Barrier (up to 60" overall width)	\$141	ea.
MB60	Moisture Barrier (over 60" overall width)	\$225	ea.
PC	Polished Chrome Legs	\$39	ea.
WOD	Wood Legs	\$27	ea.
2FO	Two Fabric Option	\$110	per unit
GD1	Ratchet Ganging Device for Soft Seating	\$58	per pair
GD2	Flat Ganging Device for Soft Seating	\$58	per pair

FMG	Floor Mount Glide	\$110	/4 pcs
TABF(-)	Fixed Tablet (outside, specify (L/R), shape A, B or C)	\$416	ea. tablet
TABFB(-)	Fixed Tablet (blade, specify (L/R), shape A, B or C)	\$416	ea. tablet
LAM5	Non-standard laminate (5 tablets or less)	\$281	ea. tablet
SST	Solid Surface Tablet Arm - add to tablet option	\$141	ea. tablet
SS5	Non-standard Solid Surface (5 tablets or less)	Call For Quote	


DIMENSIONS	Straight Arm	Slope Arm	Quad Arm
Overall Depth:	27"	27"	27"
Overall Width:	3"	2"	3"
Overall Height:	25"	24"	25"
Qty./Wt.:	1 ea./25 lbs.	1 ea./25 lbs.	1 ea./25 lbs.



STRAIGHT ARM

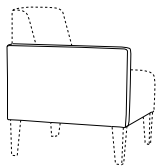


SLOPE ARM



QUAD ARM

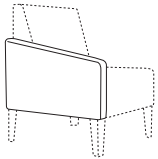
MODEL / DESCRIPTION / LIST PRICING



3967L/R Straight Arm-Left or Right Outside

COM Yardage: 1.5 Yds.

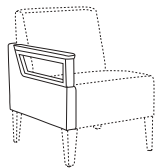
COM	GR1	GR2	GR3	GR4	GR5	GR6	GR7	GR8	GR9	GR10	LEA
\$286	\$307	\$319	\$333	\$346	\$359	\$373	\$388	\$403	\$420	\$438	\$515



3968L/R Slope Arm-Left or Right Outside

COM Yardage: 1.5 Yds.

COM	GR1	GR2	GR3	GR4	GR5	GR6	GR7	GR8	GR9	GR10	LEA
\$336	\$360	\$374	\$390	\$405	\$421	\$440	\$455	\$473	\$494	\$513	\$606



3969L/R Metal Quad Arm-Left or Right Outside

COM Yardage: 1.5 Yds.

COM	GR1	GR2	GR3	GR4	GR5	GR6	GR7	GR8	GR9	GR10	LEA
\$414	\$443	\$461	\$477	\$497	\$517	\$538	\$559	\$582	\$606	\$630	\$743

TABLET SHAPES

Three Tablet Shapes::

Choose from the three shapes shown and specify; A, B or C and left or right (outside tablet) when ordering.

Example: TABF-(A) Left - this would be a fixed shape A tablet on the left side (when seated).

Laminate Top:

Tablet orders of 5 or less have 4 standard laminate colors:

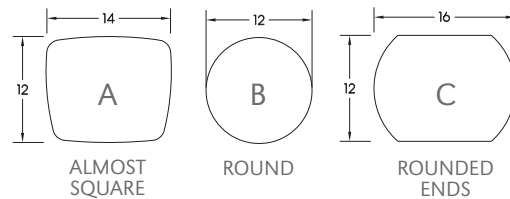
- Wilsonart Black 1595-60
- Wilsonart Montana Walnut 7110K-78
- Formica Brite White 459-58
- Nevamar Silver Alu Metalx MXT003

Solid Surface Top:

Tablet orders of 5 or less have 4 standard Corian colors:

- Bone
- Bronzite
- Glacier White
- Silver Grey

Note: Tablets not available on Slope or Quad Arm, and cannot be used with arm caps.



OPTIONS

Add upcharge to list price and code to model number

FR	CAL 133 (TB 133) Fire Retardant per yard	\$101	/yd.
WAC	Single Wood Arm Cap	\$100	ea.
PAC	Single Poly Arm Cap - Standard Black/Charcoal	\$77	ea.

TAB(-)	Swivel Tablet (specify A, B or C, left or right arm)	\$444	ea. tablet
TABR1(-)	Removable Tablet (specify A, B or C, left or right arm)	\$528	ea. tablet
TABR2(-)	Removable Tablet (specify A, B or C both arm openings)	\$640	ea. tablet
LAM5	Non-standard laminate (5 tablets or less)	\$281	ea. tablet
SST	Solid Surface Tablet Arm - add to tablet option	\$141	ea. tablet
SS5	Non-standard Solid Surface (5 tablets or less)	Call For Quote	

*Poly Arm Caps are standard on Quad Arms in Black or Charcoal - Please deduct \$30 list per arm for no arm caps on quad arms. Quad arm available in powder coat only.


DIMENSIONS	Straight Center Arm	Slope Center Arm	Quad Center Arm
Overall Depth:	19"	19"	19"
Overall Width:	2"	2"	2"
Overall Height:	25"	25"	25"
Qty./Wt.:	1 ea./25 lbs.	1 ea./25 lbs.	1 ea./25 lbs.



STRAIGHT CENTER ARM

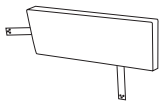


SLOPE CENTER ARM



QUAD CENTER ARM

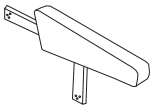
MODEL / DESCRIPTION / LIST PRICING



3970C Straight Arm - Center (No Poly Arm Cap)

COM Yardage: 1 Yds.

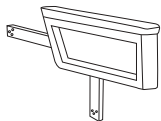
COM	GR1	GR2	GR3	GR4	GR5	GR6	GR7	GR8	GR9	GR10	LEA
\$286	\$307	\$319	\$333	\$346	\$359	\$373	\$388	\$403	\$420	\$438	\$515



3971C Slope Arm - Center (No Poly Arm Cap)

COM Yardage: .75 Yds.

COM	GR1	GR2	GR3	GR4	GR5	GR6	GR7	GR8	GR9	GR10	LEA
\$323	\$346	\$360	\$374	\$388	\$404	\$420	\$438	\$455	\$472	\$493	\$581



3972C Metal Quad Arm - Center

COM	\$377
-----	-------

OPTIONS

Add upcharge to list price and code to model number

FR	CAL 133 (TB 133) Fire Retardant per yard	\$101	/yd.	WAC	Single Wood Arm Cap	\$100	ea.
----	--	-------	------	-----	---------------------	-------	-----

*Poly Arm Caps are standard on Quad Arms in Black or Charcoal - Please deduct \$30 list per arm for no arm caps on quad arms. Quad arm available in powder coat only.

	café	counter	bar
Shelf Height	30"	36"	40"/42"
Shelf Depth	10"	10"	10"

When ordering bar back panel, please specify the following shelf height:

PANEL SELECTION

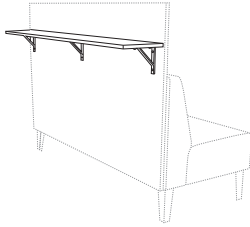
- 1) Veneer or Laminate
- 2) Size straight: 30", 44", 66" Size curve 30°, 45°, 60°
- 3) Specify height: Café-30", Counter Height-36", Bar Height-40"/42"
- 4) Table Surface Selection: Laminate or Veneer
- 5) Specify Bracket powder coat finish

TO ORDER THE SHELVING UNITS, PRIVACY PANELS MUST ALSO BE ORDERED



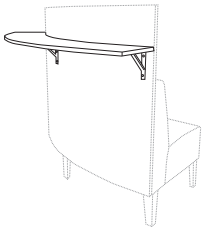
MODEL / DESCRIPTION / LIST PRICING

STRAIGHT SHELVING



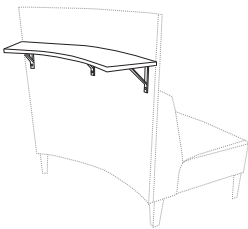
Model Number	Unit Width	Shelf Depth	Shipping Weight.	Laminate Top 2B or 3A	Veneer Top 4A or 4B
4003	30" W	10"	35 lbs.	\$671	\$738
4004	44" W	10"	45 lbs.	\$773	\$849
4005	66" W	10"	55 lbs.	\$1040	\$1144
	30" - 2 brackets	44" - 2 brackets	66" - 3 brackets		

INSIDE CURVE SHELVING

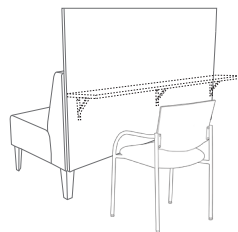


Model Number	Curved Unit Angle	Shelf Depth	Shipping Weight.	Laminate Top 2B or 3A	Veneer Top 4A or 4B
4006	30°	10"	38 lbs.	\$845	\$929
4007	45°	10"	48 lbs.	\$997	\$1095
4008	60°	10"	58 lbs.	\$1297	\$1429
	30° - 2 brackets	45° - 2 brackets	60° - 3 brackets		

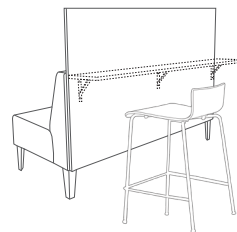
OUTSIDE CURVE SHELVING



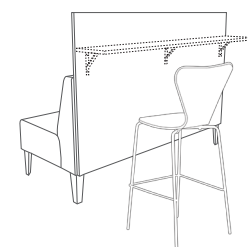
Model Number	Curved Unit Angle	Shelf Depth	Shipping Weight.	Laminate Top 2B or 3A	Veneer Top 4A or 4B
4009	30°	10"	38 lbs.	\$845	\$929
4010	45°	10"	48 lbs.	\$997	\$1095
4011	60°	10"	58 lbs.	\$1297	\$1429
	30° - 2 brackets	45° - 2 brackets	60° - 3 brackets		



café height - 30"



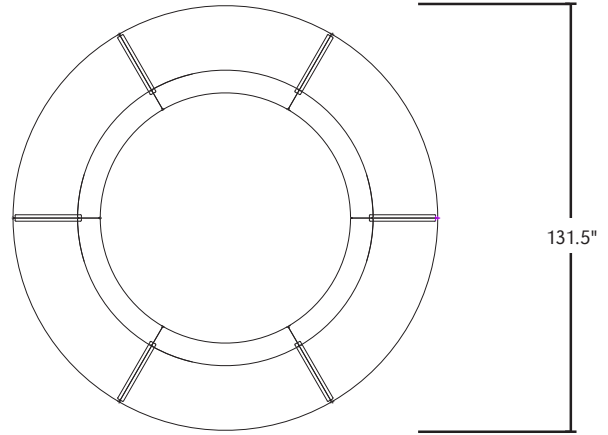
counter height - 36"



straight panel bar height - 42"



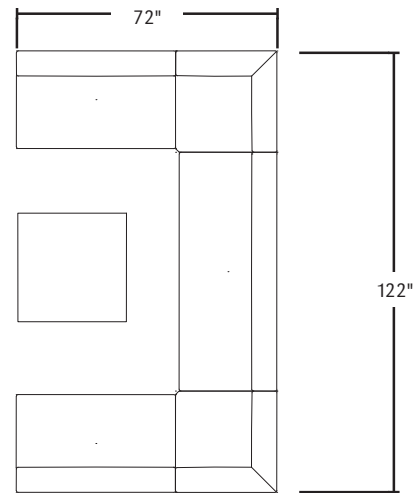
CIRCULAR CONFIGURATION: SIX 60° OUTSIDE CURVE UNITS WITH OPTIONAL SLOPE CENTER ARMS



CIRCULAR CONFIGURATION



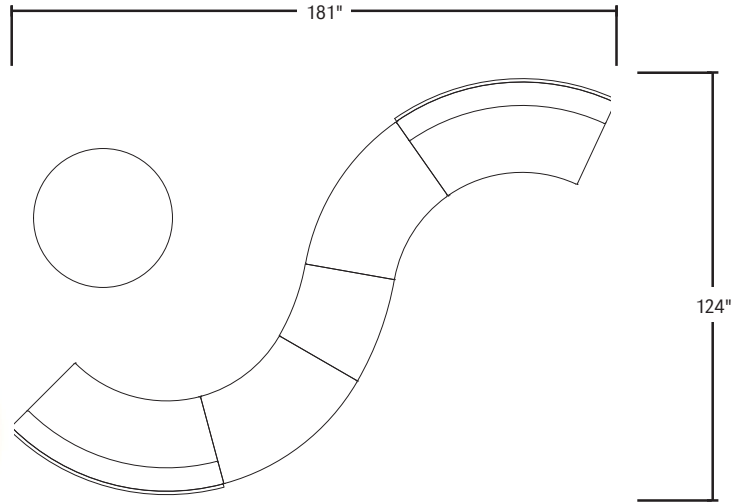
"U" CONFIGURATION: TWO 44" STRAIGHT MODULAR UNITS, TWO CORNER MODULAR UNITS, ONE 66" STRAIGHT MODULAR AND DUNCAN TABLE



"U" CONFIGURATION



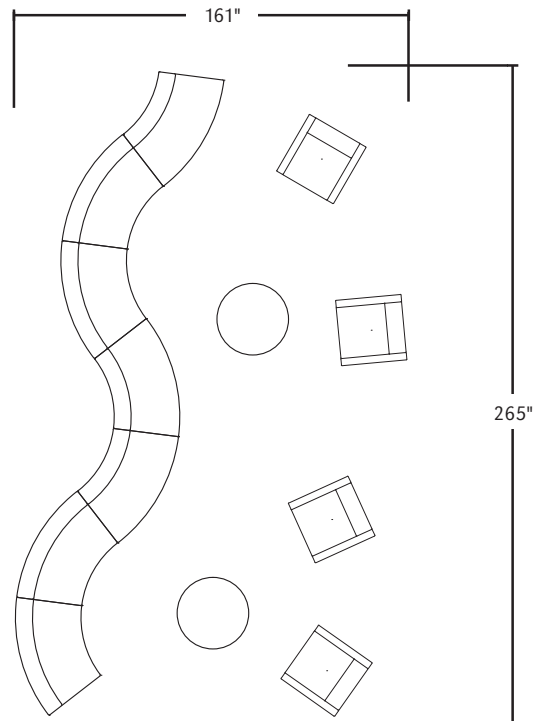
"S" CONFIGURATION: TWO 60° INSIDE CURVE MODULAR UNITS WITH PRIVACY PANELS, TWO BACKLESS CURVE UNITS, DUNCAN WEDGE TABLE AND 48" OTTOMAN



"S" CONFIGURATION



LARGE MODULAR CONFIGURATION: THREE INSIDE 60° CURVE MODULAR UNITS, THREE OUTSIDE 60° CURVE UNITS, FOUR SINGLE LOUNGE UNITS AND TWO DUNCAN TABLES



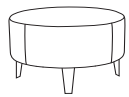
LARGE MODULAR CONFIGURATION

DIMENSIONS	30" Round	36" Round	42" Round	48" Round
Overall Depth:	30"	36"	42"	48"
Overall Width:	30"	36"	42"	48"
Overall Height:	18"	18"	18"	18"
Qty./Wt.:	1 ea./44 lbs.	1 ea./77 lbs.	1 ea./88 lbs.	1 ea./115 lbs.

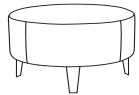


36" ROUND OTTOMAN

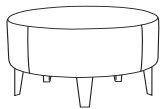
MODEL / DESCRIPTION / LIST PRICING



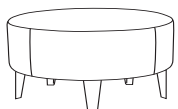
3947	30" Round Ottoman (4 legs)											COM Yardage: 2 Yds.
COM	GR1	GR2	GR3	GR4	GR5	GR6	GR7	GR8	GR9	GR10	LEA	
\$1534	\$1642	\$1708	\$1777	\$1845	\$1919	\$1997	\$2077	\$2159	\$2247	\$2335	\$2760	



3948	36" Round Ottoman (4 legs)											COM Yardage: 2.75 Yds.
COM	GR1	GR2	GR3	GR4	GR5	GR6	GR7	GR8	GR9	GR10	LEA	
\$2141	\$2291	\$2383	\$2476	\$2577	\$2679	\$2787	\$2898	\$3014	\$3133	\$3260	\$3854	



3949	42" Round Ottoman (5 legs)											COM Yardage: 3.5 Yds.
COM	GR1	GR2	GR3	GR4	GR5	GR6	GR7	GR8	GR9	GR10	LEA	
\$2173	\$2327	\$2418	\$2515	\$2616	\$2720	\$2829	\$2942	\$3059	\$3181	\$3308	\$3911	



3950	48" Round Ottoman (5 legs)											COM Yardage: 4 Yds.
COM	GR1	GR2	GR3	GR4	GR5	GR6	GR7	GR8	GR9	GR10	LEA	
\$2445	\$2618	\$2722	\$2831	\$2944	\$3063	\$3183	\$3313	\$3445	\$3583	\$3724	\$4404	

OPTIONS

Add upcharge to list price and code to model number

FR	CAL 133 (TB 133) Fire Retardant per yard	\$101	/yd.
MB	Moisture Barrier (up to 60" overall width)	\$141	ea.
FMG	Floor Mount Glide	\$110	4/pcs.

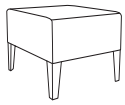
PC	Polished Chrome Legs	\$39	ea.
WOD	Solid Maple Wood Legs	\$27	ea.

DIMENSIONS	27" Square	36" Square	48" Square
Overall Depth:	27"	36"	48"
Overall Width:	27"	36"	48"
Overall Height:	18"	18"	18"
Qty./Wt.:	1 ea./46 lbs.	1 ea./74 lbs.	1 ea./112 lbs.



27" SQUARE OTTOMAN

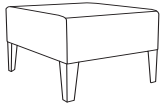
MODEL / DESCRIPTION / LIST PRICING



3951 27" Square Ottoman (4 legs)

COM Yardage: 2.5 Yds.

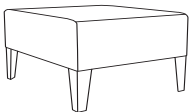
COM	GR1	GR2	GR3	GR4	GR5	GR6	GR7	GR8	GR9	GR10	LEA
\$1313	\$1406	\$1462	\$1521	\$1580	\$1644	\$1710	\$1779	\$1850	\$1923	\$2000	\$2364



3952 36" Square Ottoman (4 legs)

COM Yardage: 3 Yds.

COM	GR1	GR2	GR3	GR4	GR5	GR6	GR7	GR8	GR9	GR10	LEA
\$1986	\$2126	\$2210	\$2299	\$2389	\$2488	\$2586	\$2691	\$2798	\$2910	\$3025	\$3575



3953 48" Square Ottoman (4 legs)

COM Yardage: 3.75 Yds.

COM	GR1	GR2	GR3	GR4	GR5	GR6	GR7	GR8	GR9	GR10	LEA
\$2314	\$2475	\$2575	\$2678	\$2785	\$2896	\$3011	\$3131	\$3257	\$3387	\$3522	\$4165

OPTIONS

Add upcharge to list price and code to model number

/yd.	CAL 133 (TB 133) Fire Retardant per yard	\$101	/yd.
MB	Moisture Barrier (up to 60" overall width)	\$141	ea.
PC	Polished Chrome Legs	\$39	ea.
WOD	Solid Maple Wood Legs	\$27	ea.

GD1	Ratchet Ganging Device for Soft Seating	\$58	pair
GD2	Flat Ganging Device for Soft Seating	\$58	pair
FMG	Floor Mount Glide	\$110	/4 pcs

DIMENSIONS	Ottoman	2 Seater	3 Seater
Seat Depth:	20"	20"	20"
Overall Width:	22"	44"	66"
Seat Height:	18"	18"	18"
Qty./Wt.:	1 ea./44 lbs.	1 ea./77 lbs.	1 ea./88 lbs.



TWO SEAT FREE STANDING BENCH

MODEL / DESCRIPTION / LIST PRICING



3941 Single Seat 22" Bench (4 legs)

COM Yardage: 2 Yds..

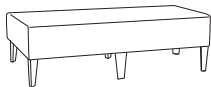
COM	GR1	GR2	GR3	GR4	GR5	GR6	GR7	GR8	GR9	GR10	LEA
\$1107	\$1183	\$1231	\$1280	\$1331	\$1384	\$1441	\$1497	\$1555	\$1620	\$1683	\$1991



3942 Two Seat 44" Bench (4 legs)

COM Yardage: 3 Yds..

COM	GR1	GR2	GR3	GR4	GR5	GR6	GR7	GR8	GR9	GR10	LEA
\$1909	\$2042	\$2123	\$2208	\$2296	\$2387	\$2485	\$2583	\$2687	\$2795	\$2908	\$3434



3943 Three Seat 66" Bench (6 legs)

COM Yardage: 4.25 Yds.

COM	GR1	GR2	GR3	GR4	GR5	GR6	GR7	GR8	GR9	GR10	LEA
\$2236	\$2390	\$2489	\$2587	\$2691	\$2799	\$2911	\$3027	\$3148	\$3274	\$3406	\$4025

OPTIONS

Add upcharge to list price and code to model number

FR	CAL 133 (TB 133) Fire Retardant per yard	\$101	/yd.
MB	Moisture Barrier (up to 60" overall width)	\$141	ea.
PC	Polished Chrome Legs	\$39	ea.
WOD	Solid Maple Wood Legs	\$27	ea.
2FO	Two Fabric Option	\$110	per unit

GD1	Ratchet Ganging Device for Soft Seating	\$58	per pair
GD2	Flat Ganging Device for Soft Seating	\$58	per pair
FMG	Floor Mount Glide	\$110	/4 pcs
TABF(-)	Fixed Blade Tablet (specify shape A, B or C)	\$447	ea. tablet
SST	Solid Surface Tablet Arm - add to tablet option	\$141	ea. tablet

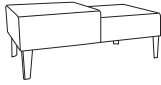
DIMENSIONS	Two Unit / Side Table	Three Unit / Online Table
Seat Depth:	20"	20"
Overall Width:	44"	66"
Seat Height:	18"	18"
Table Height:	16"	16"
Qty./Wt.:	1 ea./44 lbs.	1 ea./88 lbs.



TWO SPACE FREE STANDING BENCH / SIDE TABLE

L - LAMINATE
W - WOOD VENEER

MODEL / DESCRIPTION / LIST PRICING



3944L-R 44" Bench with Online Table - **Laminate** (4 legs) COM Yardage: 2 Yds..

COM	GR1	GR2	GR3	GR4	GR5	GR6	GR7	GR8	GR9	GR10	LEA
\$2126	\$2276	\$2366	\$2461	\$2559	\$2661	\$2766	\$2879	\$2992	\$3114	\$3236	\$3827

3944W-L/R 44" Bench with Online Table - **Veneer** (4 legs) COM Yardage: 2 Yds..

COM	GR1	GR2	GR3	GR4	GR5	GR6	GR7	GR8	GR9	GR10	LEA
\$2233	\$2388	\$2485	\$2583	\$2687	\$2795	\$2908	\$3023	\$3143	\$3271	\$3400	\$4018

3945L 66" Bench with Center Online Table - **Laminate** (6 legs) COM Yardage: 4 Yds..

COM	GR1	GR2	GR3	GR4	GR5	GR6	GR7	GR8	GR9	GR10	LEA
\$2395	\$2563	\$2666	\$2773	\$2883	\$2998	\$3117	\$3244	\$3373	\$3508	\$3649	\$4310

3945W 66" Bench with Center Online Table - **Veneer** (6 legs) COM Yardage: 4 Yds..

COM	GR1	GR2	GR3	GR4	GR5	GR6	GR7	GR8	GR9	GR10	LEA
\$2515	\$2692	\$2799	\$2911	\$3027	\$3148	\$3274	\$3406	\$3541	\$3681	\$3830	\$4527

3946L-R 66" Bench with Online Table - **Laminate** (6 legs) COM Yardage: 4 Yds..

COM	GR1	GR2	GR3	GR4	GR5	GR6	GR7	GR8	GR9	GR10	LEA
\$2395	\$2563	\$2666	\$2773	\$2883	\$2998	\$3117	\$3244	\$3373	\$3508	\$3649	\$4310

3946W-L/R 66" Bench with Online Table - **Veneer** (6 legs) COM Yardage: 4 Yds..

COM	GR1	GR2	GR3	GR4	GR5	GR6	GR7	GR8	GR9	GR10	LEA
\$2515	\$2692	\$2799	\$2911	\$3027	\$3148	\$3274	\$3406	\$3541	\$3681	\$3830	\$4527

OPTIONS

Add upcharge to list price and code to model number

FR	CAL 133 (TB 133) Fire Retardant per yard	\$101	/yd.
MB	Moisture Barrier (up to 60" overall width)	\$141	ea.
PC	Polished Chrome Legs	\$39	ea.
WOD	Solid Maple Wood Legs	\$27	ea.
2FO	Two Fabric Option	\$110	per unit

GD1	Ratchet Ganging Device for Soft Seating	\$58	ea.
GD2	Flat Ganging Device for Soft Seating	\$58	ea.
FMG	Floor Mount Glide	\$110	/4 pcs
TABF(-)	Fixed Blade Tablet (specify shape A, B or C)	\$447	ea. tablet
SST	Solid Surface Tablet Arm - add to tablet option	\$141	ea. tablet

OPTIONS

- CODE: FR - CAL 133 (TB 133) Fire Retardant
- CODE: MB - Moisture Barrier (up to 60" overall width)
- CODE: PC - Polished Chrome Legs
- CODE: WOD - Solid Maple Wood Legs, set of four
- CODE: 2FO - Two Fabric Option
- CODE: 3FO - Three Fabric Option
- CODE: CO - Clean Out (overall width up to 60")
- CODE: CO1 - Clean Out (overall width over 60")
- CODE: GD1 - Ratchet Ganging Device for Soft Seating
- CODE: GD2 - Flat Ganging Device for Soft Seating
- CODE: FMG - Floor Mount Glide
- CODE: WAC - Wood Arm Caps
- CODE: PAC - Poly Arm Caps - Standard Black/Charcoal
- CODE: TAB-(_) - Non-Removable Swivel Tablet (laminite shape A, B or C left or right arm) *not available on Slope or Quad Arm
- CODE: TABR1-(_) - Removable Swivel Tablet (laminite shape A, B or C specify left or right arm) *not available on Slope, Quad Arm or Straight Arm with Arm Caps
- CODE: TABR2-(_) - Removable Swivel Tablet (laminite shape A, B or C with opening for tablet on both arms) *not available on Slope, Quad Arm or Straight Arm with Arm Caps
- CODE: LAM5 - Non-standard laminite for 5 or less tablets
- CODE: SST - Solid Surface Tablet Arm.
- CODE: SS5 - Non-standard Solid Surface top for 5 or less tablets



STRAIGHT ARMS



SLOPED ARMS



QUAD ARMS



LAMINATE PANEL SURROUND



TWO FABRIC OPTION



POLISHED CHROME LEGS
8.5" HEIGHT



WOOD LEGS



POWER/DATA

Note: Factory installed power/data available, see accessories online under the 'Products' tab.

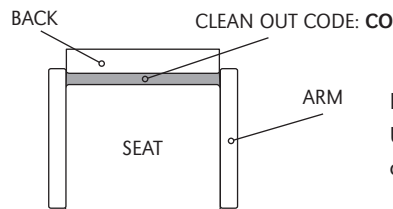


Diagram specifies a clean out
Use **CO** for overall widths up to 50"
and **CO1** for overall widths over 50"

TABLET SHAPES

Three Tablet Shapes::

Choose from the three shapes shown and specify; A, B or C and left or right (outside tablet) when ordering.
Example: TABF-(A) Left - this would be a fixed shape A tablet on the left side (when seated).

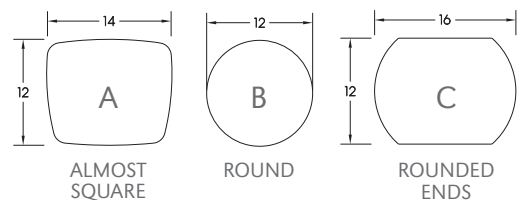
Laminite Top:

- Tablet orders of 5 or less have 4 standard laminite colors:
- Wilsonart Black 1595-60
 - Wilsonart Montana Walnut 7110K-78
 - Formica Brite White 459-58
 - Nevamar Silver Alu Metalx MXT003

Solid Surface Top:

- Tablet orders of 5 or less have 4 standard Corian colors:
- Bone
 - Bronzite
 - Glacier White
 - Silver Grey

Note: Tablets not available on Slope, Quad Arm or Straight Arms with Arm Caps



DIMENSIONS	Single Seat	Bariatric	Two Seat	Three Seat
Seat Depth:	20"	20"	20"	20"
Seat Width:	22"	30"	44"	66"
Seat Height:	18"	18"	18"	18"
Arm Height:	25"	25"	25"	25"
Overall Depth:	27"	27"	27"	27"
Overall Width:	27"	35"	49"	71"
Overall Height:	33"	33"	33"	33"
Qty./Wt.:	1 ea./58 lbs.	1 ea./68 lbs.	1 ea./85 lbs.	1 ea./115 lbs.



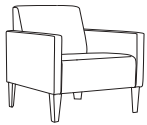
BARIATRIC LOUNGE WITH
OPTIONAL WOOD LEGS AND ARM CAPS

MODEL / DESCRIPTION / LIST PRICING



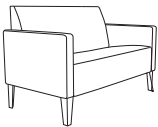
3900 Single Seat Lounge (4 Legs) COM Yardage: Total: 6 Yds. / Back: 2 Yds. / Seat: 1.5 Yds. / Arms 2.5 Yds.

COM	GR1	GR2	GR3	GR4	GR5	GR6	GR7	GR8	GR9	GR10	LEA
\$1883	\$2012	\$2094	\$2178	\$2264	\$2356	\$2450	\$2547	\$2650	\$2755	\$2866	\$3386



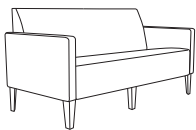
3901 Bariatric Lounge (4 Legs) COM Yardage: Total: 6.75 Yds. / Back: 2.5 Yds. / Seat: 1.75 Yds. / Arms 2.5 Yds.

COM	GR1	GR2	GR3	GR4	GR5	GR6	GR7	GR8	GR9	GR10	LEA
\$2314	\$2475	\$2575	\$2677	\$2785	\$2896	\$3010	\$3131	\$3257	\$3387	\$3522	\$4164



3902 Two Seat Lounge (4 Legs) COM Yardage: Total: 8.5 Yds. / Back: 3.5 Yds. / Seat: 2.5 Yds. / Arms 2.5 Yds.

COM	GR1	GR2	GR3	GR4	GR5	GR6	GR7	GR8	GR9	GR10	LEA
\$2714	\$2907	\$3022	\$3141	\$3267	\$3398	\$3534	\$3675	\$3823	\$3975	\$4135	\$4884



3903 Three Seat Lounge (6 Legs) COM Yardage: Total: 10 Yds. / Back: 4.5 Yds. / Seat: 3 Yds. / Arms 2.5 Yds.

COM	GR1	GR2	GR3	GR4	GR5	GR6	GR7	GR8	GR9	GR10	LEA
\$3285	\$3514	\$3655	\$3801	\$3953	\$4112	\$4275	\$4447	\$4625	\$4809	\$5002	\$5913

OPTIONS

Add upcharge to list price and code to model number

FR	CAL 133 (TB 133) Fire Retardant per yard	\$101	/yd.
MB	Moisture Barrier (up to 60" overall width)	\$141	ea.
PC	Polished Chrome Legs	\$39	ea.
WOD	Solid Maple Wood Legs	\$27	ea.
2FO	Two Fabric Option	\$110	per unit
3FO	Three Fabric Option	\$166	per unit
GD1	Ratchet Ganging Device for Soft Seating	\$58	per pair
GD2	Flat Ganging Device for Soft Seating	\$58	per pair
FMG	Floor Mount Glide	\$110	/4 pcs

WAC	Wood Arm Cap	\$100	ea.
PAC	Poly Arm Cap - Standard Black/Charcoal	\$77	ea.
CO	Clean Out (overall width up to 60")	\$281	per unit
CO1	Clean Out (overall width over 60")	\$432	per unit
TAB-(_)	Swivel Tablet (specify A, B or C, left or right arm)	\$444	ea. tablet
TABR1-(_)	Removable Tablet (specify A, B or C, left or right arm)	\$528	ea. tablet
TABR2-(_)	Removable Tablet (specify A, B or C both arm openings)	\$640	ea. tablet
SST	Solid Surface Tablet Arm - add to tablet option	\$141	ea. tablet
LAM5	Non-standard laminate (5 tablets or less)	\$281	ea. tablet
SS5	Non-standard Solid Surface (5 tablets or less)	Call For Quote	

DIMENSIONS	Single Seat	Bariatric	Two Seat	Three Seat
Seat Depth:	20"	20"	20"	20"
Seat Width:	22"	30"	44"	66"
Seat Height:	18"	18"	18"	18"
Arm Height:	24"	24"	24"	24"
Overall Depth:	27"	27"	27"	27"
Overall Width:	27"	35"	49"	71"
Overall Height:	33"	33"	33"	33"
Qty./Wt.:	1 ea./58 lbs.	1 ea./68 lbs.	1 ea./85 lbs.	1 ea./115 lbs.



MALIBU SINGLE SEAT LOUNGE
WITH SLOPED ARMS


MODEL / DESCRIPTION / LIST PRICING



3904 Single Seat Lounge (4 Legs)

COM Yardage: Total: 6 Yds. / Back: 2 Yds. / Seat: 1.5 Yds. / Arms 2.5 Yds.

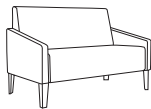
COM	GR1	GR2	GR3	GR4	GR5	GR6	GR7	GR8	GR9	GR10	LEA
\$1942	\$2078	\$2160	\$2247	\$2336	\$2430	\$2529	\$2629	\$2735	\$2844	\$2957	\$3495



3905 Bariatric Lounge (4 Legs)

COM Yardage: Total: 6.75 Yds. / Back: 2.5 Yds. / Seat: 1.75 Yds. / Arms 2.5 Yds.

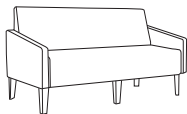
COM	GR1	GR2	GR3	GR4	GR5	GR6	GR7	GR8	GR9	GR10	LEA
\$2425	\$2596	\$2699	\$2807	\$2920	\$3036	\$3158	\$3286	\$3415	\$3553	\$3695	\$4367



3906 Two Seat Lounge (4 Legs)

COM Yardage: Total: 8.5 Yds. / Back: 3.5 Yds. / Seat: 2.5 Yds. / Arms 2.5 Yds.

COM	GR1	GR2	GR3	GR4	GR5	GR6	GR7	GR8	GR9	GR10	LEA
\$2777	\$2969	\$3089	\$3212	\$3341	\$3475	\$3614	\$3759	\$3909	\$4067	\$4229	\$4998



3907 Three Seat Lounge (6 Legs)

COM Yardage: Total: 10 Yds. / Back: 4.5 Yds. / Seat: 3 Yds. / Arms 2.5 Yds.

COM	GR1	GR2	GR3	GR4	GR5	GR6	GR7	GR8	GR9	GR10	LEA
\$3343	\$3580	\$3721	\$3870	\$4026	\$4187	\$4354	\$4528	\$4710	\$4897	\$5093	\$6022

OPTIONS

Add upcharge to list price and code to model number

FR	CAL 133 (TB 133) Fire Retardant per yard	\$101	/yd.
MB	Moisture Barrier (up to 60" overall width)	\$141	ea.
PC	Polished Chrome Legs	\$39	ea.
WOD	Solid Maple Wood Legs	\$27	ea.
2FO	Two Fabric Option	\$110	per unit
3FO	Three Fabric Option	\$166	per unit

GD1	Ratchet Ganging Device for Soft Seating	\$58	per pair
GD2	Flat Ganging Device for Soft Seating	\$58	per pair
FMG	Floor Mount Glide	\$110	/4 pcs
WAC	Wood Arm Cap	\$100	ea.
PAC	Poly Arm Cap - Standard Black/Charcoal	\$77	ea.
CO	Clean Out (overall width up to 60")	\$281	per unit
CO1	Clean Out (overall width over 60")	\$432	per unit

DIMENSIONS	Single Seat	Bariatric	Two Seat	Three Seat
Seat Depth:	20"	20"	20"	20"
Seat Width:	22"	30"	44"	66"
Seat Height:	18"	18"	18"	18"
Arm Height:	25"	25"	25"	25"
Overall Depth:	27"	27"	27"	27"
Overall Width:	27"	35"	49"	71"
Overall Height:	33"	33"	33"	33"
Qty./Wt.:	1 ea./58 lbs.	1 ea./68 lbs.	1 ea./85 lbs.	1 ea./115 lbs.



LOUNGE QUAD ARM CHAIR
WITH OPTIONAL POWER/DATA

Note: Quad arm metal frame available in powder coat only

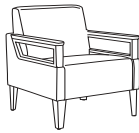
MODEL / DESCRIPTION / LIST PRICING



3908 Single Seat Lounge (4 Legs)

COM Yardage: Total: 5.5 Yds. / Back: 2 Yds. / Seat: 1.5 Yds. / Arms 2 Yds.

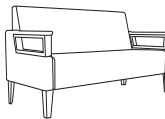
COM	GR1	GR2	GR3	GR4	GR5	GR6	GR7	GR8	GR9	GR10	LEA
\$2549	\$2727	\$2836	\$2951	\$3070	\$3192	\$3319	\$3451	\$3589	\$3734	\$3882	\$4588



3909 Bariatric Lounge (4 Legs)

COM Yardage: Total: 6.25 Yds. / Back: 2.5 Yds. / Seat: 1.75 Yds. / Arms 2 Yds.

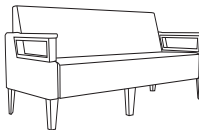
COM	GR1	GR2	GR3	GR4	GR5	GR6	GR7	GR8	GR9	GR10	LEA
\$3183	\$3408	\$3544	\$3685	\$3832	\$3987	\$4146	\$4312	\$4484	\$4664	\$4850	\$5732



3910 Two Seat Lounge (4 Legs)

COM Yardage: Total: 8.5 Yds. / Back: 4 Yds. / Seat: 2.5 Yds. / Arms 2 Yds.

COM	GR1	GR2	GR3	GR4	GR5	GR6	GR7	GR8	GR9	GR10	LEA
\$3437	\$3676	\$3824	\$3977	\$4136	\$4300	\$4473	\$4652	\$4838	\$5032	\$5233	\$6186



3911 Three Seat Lounge (6 Legs)

COM Yardage: Total: 10 Yds. / Back: 5 Yds. / Seat: 3 Yds. / Arms 2 Yds.

COM	GR1	GR2	GR3	GR4	GR5	GR6	GR7	GR8	GR9	GR10	LEA
\$3958	\$4234	\$4404	\$4580	\$4763	\$4953	\$5152	\$5359	\$5571	\$5794	\$6027	\$7122

OPTIONS

Add upcharge to list price and code to model number

FR	CAL 133 (TB 133) Fire Retardant per yard	\$101	/yd.
MB	Moisture Barrier (up to 60" overall width)	\$141	ea.
PC	Polished Chrome Legs	\$39	ea.
WOD	Solid Maple Wood Legs	\$27	ea.
2FO	Two Fabric Option	\$110	per unit
3FO	Three Fabric Option	\$166	per unit

GD1	Ratchet Ganging Device for Soft Seating	\$58	per pair
GD2	Flat Ganging Device for Soft Seating	\$58	per pair
FMG	Floor Mount Glide	\$110	/4 pcs
CO	Clean Out (overall width up to 60")	\$281	per unit
CO1	Clean Out (overall width over 60")	\$432	per unit

*Poly Arm Caps are standard on Quad Arms in Black or Charcoal - Please deduct \$30 list per arm for no arm caps on quad arms. Quad arm available in powder coat only.

DIMENSIONS	Single Seat	Bariatric	Two Seat	Three Seat
Seat Depth:	20"	20"	20"	20"
Seat Width:	22"	30"	44"	66"
Seat Height:	18"	18"	18"	18"
Arm Height:	25"	25"	25"	25"
Overall Depth:	27"	27"	27"	27"
Overall Width:	28.5"	36.5"	51.5"	72.5"
Overall Height:	33"	33"	33"	33"
Qty./Wt.:	1 ea./58 lbs.	1 ea./68 lbs.	1 ea./85 lbs.	1 ea./115 lbs.



MALIBU SINGLE SEAT LOUNGE
WITH LAMINATE PANEL SURROUND

Note: Laminate panel has a self edge

MODEL / DESCRIPTION / LIST PRICING




3900-LP Single Seat Lounge - Laminate Panel Surround (4 Legs) COM Yardage: Total: 6 Yds. / Back: 2 Yds. / Seat: 1.5 Yds. / Arms 2.5 Yds.

COM	GR1	GR2	GR3	GR4	GR5	GR6	GR7	GR8	GR9	GR10	LEA
\$2294	\$2412	\$2485	\$2561	\$2638	\$2721	\$2805	\$2894	\$2985	\$3080	\$3180	\$3649



3901-LP Bariatric Lounge - Laminate Panel Surround (4 Legs) COM Yardage: Total: 6.75 Yds. / Back: 2.5 Yds. / Seat: 1.75 Yds. / Arms 2.5 Yds.

COM	GR1	GR2	GR3	GR4	GR5	GR6	GR7	GR8	GR9	GR10	LEA
\$2733	\$2877	\$2966	\$3058	\$3156	\$3256	\$3359	\$3467	\$3582	\$3697	\$3820	\$4397



3902-LP Two Seat Lounge - Laminate Panel Surround (4 Legs) COM Yardage: Total: 9 Yds. / Back: 4 Yds. / Seat: 2.5 Yds. / Arms 2.5 Yds.

COM	GR1	GR2	GR3	GR4	GR5	GR6	GR7	GR8	GR9	GR10	LEA
\$3262	\$3434	\$3539	\$3645	\$3760	\$3877	\$4000	\$4126	\$4259	\$4395	\$4540	\$5215



3903-LP Three Seat Lounge - Laminate Panel Surround (6 Legs) COM Yardage: Total: 11 Yds. / Back: 5.5 Yds. / Seat: 3 Yds. / Arms 2.5 Yds.

COM	GR1	GR2	GR3	GR4	GR5	GR6	GR7	GR8	GR9	GR10	LEA
\$3988	\$4193	\$4322	\$4452	\$4589	\$4733	\$4879	\$5033	\$5193	\$5360	\$5533	\$6352

OPTIONS

Add upcharge to list price and code to model number

FR	CAL 133 (TB 133) Fire Retardant per yard	\$101	/yd.
MB	Moisture Barrier (up to 60" overall width)	\$141	ea.
PC	Polished Chrome Legs	\$39	ea.
WOD	Solid Maple Wood Legs	\$27	ea.
2FO	Two Fabric Option	\$110	per unit
3FO	Three Fabric Option	\$166	per unit
GD1	Ratchet Ganging Device for Soft Seating	\$58	per pair
GD2	Flat Ganging Device for Soft Seating	\$58	per pair
FMG	Floor Mount Glide	\$110	/4 pcs

WAC	Wood Arm Cap	\$100	ea.
PAC	Poly Arm Cap - Standard Black/Charcoal	\$77	ea.
CO	Clean Out (overall width up to 60")	\$281	per unit
CO1	Clean Out (overall width over 60")	\$432	per unit
TAB-(_)	Swivel Tablet (specify A, B or C, left or right arm)	\$444	ea. tablet
TABR1-(_)	Removable Tablet (specify A, B or C, left or right arm)	\$528	ea. tablet
TABR2-(_)	Removable Tablet (specify A, B or C both arm openings)	\$640	ea. tablet
SST	Solid Surface Tablet Arm - add to tablet option	\$141	ea. tablet
LAM5	Non-standard laminate (5 tablets or less)	\$281	ea. tablet
SS5	Non-standard Solid Surface (5 tablets or less)		Call For Quote

DIMENSIONS	Single Seat	Bariatric	Two Seat	Three Seat
Seat Depth:	20"	20"	20"	20"
Seat Width:	22"	30"	44"	66"
Seat Height:	18"	18"	18"	18"
Arm Height:	25"	25"	25"	25"
Overall Depth:	27"	27"	27"	27"
Overall Width:	28.5"	36.5"	51.5"	72.5"
Overall Height:	33"	33"	33"	33"
Qty./Wt.:	1 ea./58 lbs.	1 ea./68 lbs.	1 ea./85 lbs.	1 ea./115 lbs.



THREE SEAT LOUNGE
WITH VENEER PANEL SURROUND

Note: Veneer panel has exposed mult-ply that is stained to match finish

MODEL / DESCRIPTION / LIST PRICING



3900-VP Single Seat Lounge - Veneer Panel Surround (4 Legs)

COM Yardage: Total: 6 Yds. / Back: 2 Yds. / Seat: 1.5 Yds. / Arms 2.5 Yds.


COM	GR1	GR2	GR3	GR4	GR5	GR6	GR7	GR8	GR9	GR10	LEA
\$2549	\$2680	\$2761	\$2845	\$2931	\$3023	\$3116	\$3215	\$3317	\$3423	\$3533	\$4053



3901-VP Bariatric Lounge - Veneer Panel Surround (4 Legs)

COM Yardage: Total: 6.75 Yds. / Back: 2.5 Yds. / Seat: 1.75 Yds. / Arms 2.5 Yds.


COM	GR1	GR2	GR3	GR4	GR5	GR6	GR7	GR8	GR9	GR10	LEA
\$3035	\$3197	\$3297	\$3398	\$3506	\$3618	\$3733	\$3853	\$3979	\$4110	\$4245	\$4884



3902-VP Two Seat Lounge - Veneer Panel Surround (4 Legs)

COM Yardage: Total: 8.5 Yds. / Back: 3.5 Yds. / Seat: 2.5 Yds. / Arms 2.5 Yds.

COM	GR1	GR2	GR3	GR4	GR5	GR6	GR7	GR8	GR9	GR10	LEA
\$3624	\$3815	\$3933	\$4051	\$4177	\$4309	\$4445	\$4585	\$4733	\$4883	\$5045	\$5795



3903-VP Three Seat Lounge - Veneer Panel Surround (6 Legs)

COM Yardage: Total: 10 Yds. / Back: 4.5 Yds. / Seat: 3 Yds. / Arms 2.5 Yds.

COM	GR1	GR2	GR3	GR4	GR5	GR6	GR7	GR8	GR9	GR10	LEA
\$4431	\$4660	\$4802	\$4947	\$5099	\$5258	\$5422	\$5593	\$5771	\$5956	\$6148	\$7059

OPTIONS

Add upcharge to list price and code to model number

FR	CAL 133 (TB 133) Fire Retardant per yard	\$101	/yd.
MB	Moisture Barrier (up to 60" overall width)	\$141	ea.
PC	Polished Chrome Legs - per leg	\$39	ea.
WOD	Solid Maple Wood Legs - set of four	\$27	ea.
2FO	Two Fabric Option	\$110	per unit
3FO	Three Fabric Option	\$166	per unit
GD1	Ratchet Ganging Device for Soft Seating	\$58	per pair
GD2	Flat Ganging Device for Soft Seating	\$58	per pair
FMG	Floor Mount Glide	\$110	/4 pcs

WAC	Wood Arm Cap	\$100	ea.
PAC	Poly Arm Cap - Standard Black/Charcoal	\$77	ea.
CO	Clean Out (overall width up to 60")	\$281	per unit
CO1	Clean Out (overall width over 60")	\$432	per unit
TAB-()	Swivel Tablet (specify A, B or C, left or right arm)	\$444	ea. tablet
TABR1-()	Removable Tablet (specify A, B or C, left or right arm)	\$528	ea. tablet
TABR2-()	Removable Tablet (specify A, B or C both arm openings)	\$640	ea. tablet
SST	Solid Surface Tablet Arm - add to tablet option	\$141	ea. tablet
LAM5	Non-standard laminate (5 tablets or less)	\$281	ea. tablet
SS5	Non-standard Solid Surface (5 tablets or less)	Call For Quote	

MARLO

The Marlo tables make a beautiful statement showing a tapered wire frame in a cross base design. These tables look great as a standalone piece, but creates dimension when multiple tables are nestled together. This collection offers five shapes and endless finishes, leaving the look and formations unique to your space.



EDGES SHOWN FROM LEFT TO RIGHT:

Laminate: Formica Espresso Pear
Edge: 6P Exposed Core
Base finish: Polished Chrome

Laminate: Formica Brite White 459-58
Edge: 3C PVC White, Reveal finish: white
Base finish: White matte

Laminate: Wilsonart Black 1595-60
Edge: 3C PVC Black, Reveal finish: black
Base finish: Black matte

ORDERING INFORMATION

- | | |
|---|---|
| 1) Series Name | 6) Edge Code and Color Stain |
| 2) Model Number | 7) Optional Items |
| 3) Size | 8) Solid Surface Available- Please Call |
| 4) Quantity | |
| 5) Laminate No. or Veneer Stain Selection | |

MARLO TABLE BASE SPECIFICATIONS

Occasional Table

Table Height Table height is 14", 16", 18" or 20"

Base Specifications

Occ Cross Sled Base 16", 22", 28", 29.5" Spread

Glides Plastic glides

TABLE TOP SPECIFICATIONS

Table Tops

.75" Table top core is CARB Phase I & Phase II Compliant. Laminate, wood veneer and phenolic backing are glued with water based adhesives.

FINISHES

Laminate/Veneer Selections

ERG offers over 1000 standard laminate choices from Nevamar, Wilsonart, Formica and Pionite. Wood veneer is available in transparent stain colors - custom stain matching available.

Edge Selections

ERG offers a variety of table top edge materials of Multiply and PVC.

Table Base

Polished Chrome

OPTIONS

- CODE: SF - Powder Coat Color Finish



ROUND

MODEL / DESCRIPTION / LIST PRICING

MARLO ROUND OCCASIONAL TABLES



ROUND

Model Number	Model Description	Table Top Size	Table Height	Base Spread	Shpg. Weight	LAMINATE TOP EDGE 3C	LAMINATE TOP EDGE 4D	LAMINATE TOP EDGE 6P	VENEER TOP EDGE 8P	SOLID SURFACE TOP
MAR18D	Occasional	18" dia.	20"	16"	12 lbs.	\$625	\$678	\$837	\$1092	CALL
MAR24D	Occasional	24" dia.	16"	22"	14 lbs.	\$843	\$917	\$1023	\$1277	CALL
MAR24DT	Occasional	24" dia.	18"	22"	14 lbs.	\$885	\$959	\$1065	\$1320	CALL
MAR30D	Occasional	30" dia.	16"	28"	18 lbs.	\$1012	\$1108	\$1246	\$1500	CALL

OPTIONS

Add upcharge to list price and code to model number

SF	Powder Coat Color (per base)	\$68
----	------------------------------	------



SQUARE



ALMOST SQUARE

MODEL / DESCRIPTION / LIST PRICING

MARLO SQUARE OCCASIONAL TABLES



SQUARE

Model Number	Model Description	Table Top Size	Table Height	Base Spread	Shpg. Weight	LAMINATE TOP EDGE 3C	LAMINATE TOP EDGE 4D	LAMINATE TOP EDGE 6P	VENEER TOP EDGE 8P	SOLID SURFACE TOP
MAR18S	Occasional	18" x 18"	20"	16"	12 lbs.	\$604	\$657	\$827	\$1081	CALL
MAR24S	Occasional	24" x 24"	16"	22"	16 lbs.	\$832	\$906	\$1012	\$1267	CALL
MAR24ST	Occasional	24" x 24"	18"	22"	16 lbs.	\$875	\$949	\$1055	\$1309	CALL
MAR30S	Occasional	30" x 30"	16"	28"	24 lbs.	\$996	\$1092	\$1235	\$1489	CALL

MARLO ALMOST SQUARE OCCASIONAL TABLES



ALMOST SQUARE

Model Number	Model Description	Table Top Size	Table Height	Base Spread	Shpg. Weight	LAMINATE TOP EDGE 3C	LAMINATE TOP EDGE 4D	LAMINATE TOP EDGE 6P	VENEER TOP EDGE 8P	SOLID SURFACE TOP
MAR18AS	Occasional	18" x 18"	20"	16"	12 lbs.	\$668	\$721	\$912	\$1219	CALL
MAR24AS	Occasional	24" x 24"	16"	22"	16 lbs.	\$917	\$991	\$1055	\$1362	CALL
MAR24AST	Occasional	24" x 24"	18"	22"	16 lbs.	\$959	\$1034	\$1097	\$1405	CALL
MAR30AS	Occasional	30" x 30"	16"	28"	24 lbs.	\$1087	\$1182	\$1277	\$1532	CALL

OPTIONS

Add upcharge to list price and code to model number

SF	Powder Coat Color (per base)	\$68
----	------------------------------	------



ALMOST TRIANGLE



EGG SHAPE

MODEL / DESCRIPTION / LIST PRICING

MARLO EGG SHAPE OCCASIONAL TABLES



EGG
SHAPE

Model Number	Model Description	Table Top Size	Table Height	Base Spread	Shpg. Weight	LAMINATE TOP EDGE 3C	LAMINATE TOP EDGE 4D	LAMINATE TOP EDGE 6P	VENEER TOP EDGE 8P	SOLID SURFACE TOP
MAREGG	Occasional	30" x 36"	14"	29.5"	20 lbs.	\$1002	\$1097	\$1240	\$1495	CALL

MARLO ALMOST TRIANGLE OCCASIONAL TABLES



ALMOST
TRIANGLE

Model Number	Model Description	Table Top Size	Table Height	Base Spread	Shpg. Weight	LAMINATE TOP EDGE 3C	LAMINATE TOP EDGE 4D	LAMINATE TOP EDGE 6P	VENEER TOP EDGE 8P	SOLID SURFACE TOP
MARTRI	Occasional	31" x 32"	14"	29.5"	22 lbs.	\$1034	\$1129	\$1161	\$1415	CALL

OPTIONS

Add upcharge to list price and code to model number

SF	Powder Coat Color (per base)	\$68
----	------------------------------	------

METROPOLIS SERIES

The Metropolis Series multipurpose stacking chairs are available in two versions each: Single piece plastic shell and fully upholstered shell. Frames are available in 4 leg. The Metropolis Hi-Rek plastic shell is UV impregnated and available in white.

HURRY!
QUANTITIES
LIMITED!



4-LEG STACKER



STACKING STOOL

ORDERING INFORMATION

To Order Please Specify:

- 1) Series Name
- 2) Model Number
- 3) Quantity
- 4) Hi-Rek Plastic Shell Color
- 5) Frame Color
- 6) Fabric Grade & Number
- 7) Optional Items
- 8) Shell Cutouts

METROPOLIS GENERAL SPECIFICATIONS

Shell

- Molded single piece shell made of durable Hi-Rek plastic, available in white.

Upholstery

- Fully upholstered shell is upholstered over .50" foam.
- Shell can be upholstered with choice of fabric, vinyl, crypton, leather or approved COM.

Frame

- Four Leg Models are .625" diameter, 14 gauge steel.

Glides

- Factory installed self leveling steel glides.

Stacking

- All models will stack 4 high on the floor.
- Metropolis chairs stack 16-18 high on a dolly.
- Upholstered Metropolis chairs stack 8-10 high on a dolly.

Features

- Metropolis Hi-Rek Shells offer easy cleaning.
- All Metropolis frame versions are specially designed as Wall Savers.

COLORS / FINISHES

Hi-Rek Shell Colors:

- White only

Frame Finish Colors:

- Standard powder coat colors.
- Optional polished chrome available with upcharge.

OPTIONS

- CODE: FR - CAL 133 (TB 133) Fire Retardant
- CODE: MBC - Moisture Barrier Chair
- CODE: CH - Counter Height (24" seat height)
- CODE: SH - Special Height (any custom height)
- CODE: PC - Polished Chrome Frame
- CODE: 2FO/C - Two Fabric Option (front - back)
- CODE: O2FO/C - Two Fabric Option (offset)

PLASTIC SHELL COLOR



WHITE

CHAIRS	WEIGHT LIMIT
Metal Legs	350 lbs.



TWO FABRICS



OFFSET TWO FABRICS

DIMENSIONS	Café Chair	Bar Stool
Seat Width:	17"	17"
Seat Depth:	15.5"	15.5"
Seat Height:	18.5"	31"
Back Height:	31.5"	44"
Overall Width:	21"	19.5"
Overall Depth:	20.5"	21"
Qty./Wt. per carton:	4 ea./50 lbs.	2 ea./50 lbs.



STACKING STOOLS

MODEL / DESCRIPTION / LIST PRICING



418 4-Leg Plastic Shell Stacking Chair

Chair
\$323

420 4-Leg Chair - Fully Upholstered

COM Yardage: 1.25 Yard

COM	GR1	GR2	GR3	GR4	GR5	GR6	GR7	GR8	GR9	GR10	LEA
\$575	\$615	\$640	\$666	\$692	\$720	\$748	\$778	\$809	\$841	\$875	\$1035



430 Stacking Plastic Shell Bar Stool

Chair
\$459

432 Bar Stool - Fully Upholstered

COM Yardage: 1.25 Yard

COM	GR1	GR2	GR3	GR4	GR5	GR6	GR7	GR8	GR9	GR10	LEA
\$719	\$769	\$801	\$832	\$865	\$900	\$935	\$972	\$1012	\$1052	\$1095	\$1294

OPTIONS

Add upcharge to list price and code to model number

FR	CAL 133 (TB 133) Fire Retardant per yard.	\$101	/yd.
MBC	Moisture Barrier Chair	\$72	ea.
2FO/C	Two Fabric Option (frnt - bk)	\$55	
O2FO/C	Two Fabric Option (offset)	\$55	

CH	Counter Height (24" seat height)	\$32	
SH	Special Height (any custom height)	\$32	
PC	Polished Chrome - Chair	\$42	
PC	Polished Chrome - Bar Stool	\$65	

MIA COLLECTION

The Mia collection is a fun display of portable ottomans, that showcase a variety of shapes and sizes with three heights. Great to pull together for a collaboration zone or as a simple touchdown spot. With options to add a pull handle or casters, this flexible mix of seating creates a playful setting in a K-12 classroom or provokes collaboration in corporate break-out zones. Pull up a Mia and have a seat.



ORDERING INFORMATION

To Order Please Specify:

- 1) Series Name
- 2) Model Number
- 3) Quantity
- 4) Fabric Grade and Number
- 5) Optional Items

SOFT SEATING	WEIGHT LIMIT
Ottoman	350 lbs.

MIA GENERAL SPECIFICATIONS

Upholstery

Seat and sides are covered in choice of fabric, vinyl, crypton, leather or COM. ERG uses only water based glues and adhesives in our upholstery process.

Foam

Multiply wood base with high density foam and dacron top cover.

Glide

Adjustable steel glide.

OPTIONS

- CODE: FR - CAL 133 (TB 133) Fire Retardant
- CODE: MB - Moisture Barrier (up to 60" overall width)
- CODE: 2FO - Two Fabric Option
- CODE: CAS15 - 1.5" Black Casters, nonlocking, soft wheel
- CODE: PHNDL - Pull Handle (No Charge)

NOTE: SEAMS ARE DETERMINED DUE TO THE SIZE AND/OR FABRIC REPEAT AND IS AT ERG'S DISCRETION TO WHERE SEAMS WILL BE PLACED.



TWO FABRIC OPTION



CASTERS

NOTE: ORDERING CASTERS WILL INCREASE SEAT HEIGHT BY 1-3/8"



PULL HANDLE

NOTE: PULL HANDLE COMES STANDARD IN FABRIC SPECIFIED FOR SIDES

DIMENSIONS	18" Round	24" Round
Seat Height:	7", 13", 17"	7", 13", 17"
Overall Depth:	18"	24"
Overall Width:	18"	24"
Overall Height:	7", 13", 17"	7", 13", 17"
Qty./Wt. per carton:	1 ea./50 lbs.	1 ea./50 lbs.



18X13 ROUND OTTOMAN



24X17 ROUND OTTOMAN

NOTE: ORDERING CASTERS WILL INCREASE SEAT HEIGHT BY 1-3/8"

MODEL / DESCRIPTION / LIST PRICING



2100 18"x7"h Round Ottoman - No Legs (4 Casters Needed) COM Yardage: Total: 2.75 Yds / Top: .75 Yds / Sides: 2 Yds

COM	GR1	GR2	GR3	GR4	GR5	GR6	GR7	GR8	GR9	GR10	LEA
\$710	\$820	\$855	\$890	\$925	\$960	\$995	\$1030	\$1065	\$1100	\$1135	\$1250



2102 18"x13"h Round Ottoman - No Legs (4 Casters Needed) COM Yardage: Total: 2.75 Yds / Top: .75 Yds / Sides: 2 Yds

COM	GR1	GR2	GR3	GR4	GR5	GR6	GR7	GR8	GR9	GR10	LEA
\$740	\$850	\$890	\$930	\$970	\$1010	\$1050	\$1090	\$1130	\$1170	\$1210	\$1325



2104 18"x17"h Round Ottoman - No Legs (4 Casters Needed) COM Yardage: Total: 2.75 Yds / Top: .75 Yds / Sides: 2 Yds

COM	GR1	GR2	GR3	GR4	GR5	GR6	GR7	GR8	GR9	GR10	LEA
\$770	\$880	\$925	\$970	\$1015	\$1060	\$1105	\$1150	\$1195	\$1240	\$1285	\$1400



2106 24"x7"h Round Ottoman - No Legs (4 Casters Needed) COM Yardage: Total: 3.25 Yds / Top: .75 Yds / Sides: 2.5 Yds

COM	GR1	GR2	GR3	GR4	GR5	GR6	GR7	GR8	GR9	GR10	LEA
\$735	\$845	\$885	\$925	\$965	\$1005	\$1045	\$1085	\$1125	\$1165	\$1205	\$1320



2108 24"x13"h Round Ottoman - No Legs (4 Casters Needed) COM Yardage: Total: 3.25 Yds / Top: .75 Yds / Sides: 2.5 Yds

COM	GR1	GR2	GR3	GR4	GR5	GR6	GR7	GR8	GR9	GR10	LEA
\$765	\$875	\$920	\$965	\$1010	\$1055	\$1100	\$1145	\$1190	\$1235	\$1280	\$1395



2110 24"x17"h Round Ottoman - No Legs (4 Casters Needed) COM Yardage: Total: 3.25 Yds / Top: .75 Yds / Sides: 2.5 Yds

COM	GR1	GR2	GR3	GR4	GR5	GR6	GR7	GR8	GR9	GR10	LEA
\$795	\$905	\$955	\$1005	\$1055	\$1105	\$1155	\$1205	\$1255	\$1305	\$1425	\$1540

OPTIONS

Add surcharge to list price and code to model number

FR	CAL 133 (TB 133) Fire Retardant - per yard	\$101	/yd.
MB	Moisture Barrier (up to 60" overall width)	\$141	ea.
2FO	Two Fabric Option	\$110	per unit

CAS15	1.5" Black Casters	\$18	ea.
PHNDL	Pull Handle	N/C	

DIMENSIONS	30" Round	36" Round
Seat Height:	7", 13", 17"	7", 13", 17"
Overall Depth:	30"	36"
Overall Width:	30"	36"
Overall Height:	7", 13", 17"	7", 13", 17"
Qty./Wt. per carton:	1 ea./50 lbs.	1 ea./50 lbs.



30X7 ROUND OTTOMAN



36X13 ROUND OTTOMAN

NOTE: ORDERING CASTERS WILL INCREASE SEAT HEIGHT BY 1-3/8"

MODEL / DESCRIPTION / LIST PRICING

	2112	30"x7"h Round Ottoman - No Legs (8 Casters Needed)										COM Yardage: Total: 2.5 Yds / Top: 1 Yd / Sides: 1.5 Yds
	COM	GR1	GR2	GR3	GR4	GR5	GR6	GR7	GR8	GR9	GR10	LEA
	\$860	\$980	\$1025	\$1070	\$1115	\$1160	\$1205	\$1250	\$1295	\$1340	\$1385	\$1500
	2114	30"x13"h Round Ottoman - No Legs (8 Casters Needed)										COM Yardage: Total: 2.5 Yds / Top: 1 Yd / Sides: 1.5 Yds
	COM	GR1	GR2	GR3	GR4	GR5	GR6	GR7	GR8	GR9	GR10	LEA
	\$890	\$1010	\$1060	\$1110	\$1160	\$1210	\$1260	\$1310	\$1360	\$1410	\$1530	\$1645
	2116	30"x17"h Round Ottoman - No Legs (8 Casters Needed)										COM Yardage: Total: 2.5 Yds / Top: 1 Yd / Sides: 1.5 Yds
	COM	GR1	GR2	GR3	GR4	GR5	GR6	GR7	GR8	GR9	GR10	LEA
	\$1020	\$1140	\$1200	\$1260	\$1320	\$1380	\$1440	\$1500	\$1560	\$1620	\$1680	\$1795
	2118	36"x7"h Round Ottoman - No Legs (8 Casters Needed)										COM Yardage: Total: 3 Yds / Top: 1.25 Yds / Sides: 1.75 Yds
	COM	GR1	GR2	GR3	GR4	GR5	GR6	GR7	GR8	GR9	GR10	LEA
	\$1210	\$1330	\$1380	\$1430	\$1480	\$1530	\$1580	\$1630	\$1680	\$1730	\$1850	\$1965
	2120	36"x13"h Round Ottoman - No Legs (8 Casters Needed)										COM Yardage: Total: 3 Yds / Top: 1.25 Yds / Sides: 1.75 Yds
	COM	GR1	GR2	GR3	GR4	GR5	GR6	GR7	GR8	GR9	GR10	LEA
	\$1240	\$1360	\$1420	\$1480	\$1540	\$1600	\$1660	\$1720	\$1780	\$1840	\$1900	\$2015
	2122	36"x17"h Round Ottoman - No Legs (8 Casters Needed)										COM Yardage: Total: 3 Yds / Top: 1.25 Yds / Sides: 1.75 Yds
	COM	GR1	GR2	GR3	GR4	GR5	GR6	GR7	GR8	GR9	GR10	LEA
	\$1270	\$1390	\$1460	\$1530	\$1600	\$1670	\$1740	\$1810	\$1880	\$1950	\$2620	\$2735

OPTIONS

Add upcharge to list price and code to model number

FR	CAL 133 (TB 133) Fire Retardant - per yard	\$101	/yd.
MB	Moisture Barrier (up to 60" overall width)	\$141	ea.
2FO	Two Fabric Option	\$110	per unit

CAS15	1.5" Black Casters	\$18	ea.
PHNDL	Pull Handle	N/C	

DIMENSIONS	18" Square	24" Square
Seat Height:	7", 13", 17"	7", 13", 17"
Overall Depth:	18"	24"
Overall Width:	18"	24"
Overall Height:	7", 13", 17"	7", 13", 17"
Qty./Wt. per carton:	1 ea./50 lbs.	1 ea./50 lbs.



18X17 SQUARE OTTOMAN



24X7 SQUARE OTTOMAN

NOTE: ORDERING CASTERS WILL INCREASE SEAT HEIGHT BY 1-3/8"

MODEL / DESCRIPTION / LIST PRICING



2125	18"x7"h Square Ottoman - No Legs (4 Casters Needed)	COM Yardage: Total: 3 Yds / Top: .75 Yds / Sides: 2.25 Yds																								
	<table border="1"> <thead> <tr> <th>COM</th> <th>GR1</th> <th>GR2</th> <th>GR3</th> <th>GR4</th> <th>GR5</th> <th>GR6</th> <th>GR7</th> <th>GR8</th> <th>GR9</th> <th>GR10</th> <th>LEA</th> </tr> </thead> <tbody> <tr> <td>\$710</td> <td>\$820</td> <td>\$855</td> <td>\$890</td> <td>\$925</td> <td>\$960</td> <td>\$995</td> <td>\$1030</td> <td>\$1065</td> <td>\$1100</td> <td>\$1135</td> <td>\$1250</td> </tr> </tbody> </table>	COM	GR1	GR2	GR3	GR4	GR5	GR6	GR7	GR8	GR9	GR10	LEA	\$710	\$820	\$855	\$890	\$925	\$960	\$995	\$1030	\$1065	\$1100	\$1135	\$1250	
COM	GR1	GR2	GR3	GR4	GR5	GR6	GR7	GR8	GR9	GR10	LEA															
\$710	\$820	\$855	\$890	\$925	\$960	\$995	\$1030	\$1065	\$1100	\$1135	\$1250															



2127	18"x13"h Square Ottoman - No Legs (4 Casters Needed)	COM Yardage: Total: 3 Yds / Top: .75 Yds / Sides: 2.25 Yds																								
	<table border="1"> <thead> <tr> <th>COM</th> <th>GR1</th> <th>GR2</th> <th>GR3</th> <th>GR4</th> <th>GR5</th> <th>GR6</th> <th>GR7</th> <th>GR8</th> <th>GR9</th> <th>GR10</th> <th>LEA</th> </tr> </thead> <tbody> <tr> <td>\$740</td> <td>\$850</td> <td>\$890</td> <td>\$930</td> <td>\$970</td> <td>\$1010</td> <td>\$1050</td> <td>\$1090</td> <td>\$1130</td> <td>\$1170</td> <td>\$1210</td> <td>\$1325</td> </tr> </tbody> </table>	COM	GR1	GR2	GR3	GR4	GR5	GR6	GR7	GR8	GR9	GR10	LEA	\$740	\$850	\$890	\$930	\$970	\$1010	\$1050	\$1090	\$1130	\$1170	\$1210	\$1325	
COM	GR1	GR2	GR3	GR4	GR5	GR6	GR7	GR8	GR9	GR10	LEA															
\$740	\$850	\$890	\$930	\$970	\$1010	\$1050	\$1090	\$1130	\$1170	\$1210	\$1325															



2129	18"x17"h Square Ottoman - No Legs (4 Casters Needed)	COM Yardage: Total: 3 Yds / Top: .75 Yds / Sides: 2.25 Yds																								
	<table border="1"> <thead> <tr> <th>COM</th> <th>GR1</th> <th>GR2</th> <th>GR3</th> <th>GR4</th> <th>GR5</th> <th>GR6</th> <th>GR7</th> <th>GR8</th> <th>GR9</th> <th>GR10</th> <th>LEA</th> </tr> </thead> <tbody> <tr> <td>\$770</td> <td>\$880</td> <td>\$925</td> <td>\$970</td> <td>\$1015</td> <td>\$1060</td> <td>\$1105</td> <td>\$1150</td> <td>\$1195</td> <td>\$1240</td> <td>\$1285</td> <td>\$1400</td> </tr> </tbody> </table>	COM	GR1	GR2	GR3	GR4	GR5	GR6	GR7	GR8	GR9	GR10	LEA	\$770	\$880	\$925	\$970	\$1015	\$1060	\$1105	\$1150	\$1195	\$1240	\$1285	\$1400	
COM	GR1	GR2	GR3	GR4	GR5	GR6	GR7	GR8	GR9	GR10	LEA															
\$770	\$880	\$925	\$970	\$1015	\$1060	\$1105	\$1150	\$1195	\$1240	\$1285	\$1400															



2131	24"x7"h Square Ottoman - No Legs (4 Casters Needed)	COM Yardage: Total: 3.5 Yds / Top: .75 Yds / Sides: 2.75 Yds																								
	<table border="1"> <thead> <tr> <th>COM</th> <th>GR1</th> <th>GR2</th> <th>GR3</th> <th>GR4</th> <th>GR5</th> <th>GR6</th> <th>GR7</th> <th>GR8</th> <th>GR9</th> <th>GR10</th> <th>LEA</th> </tr> </thead> <tbody> <tr> <td>\$735</td> <td>\$845</td> <td>\$885</td> <td>\$925</td> <td>\$965</td> <td>\$1005</td> <td>\$1045</td> <td>\$1085</td> <td>\$1125</td> <td>\$1165</td> <td>\$1205</td> <td>\$1320</td> </tr> </tbody> </table>	COM	GR1	GR2	GR3	GR4	GR5	GR6	GR7	GR8	GR9	GR10	LEA	\$735	\$845	\$885	\$925	\$965	\$1005	\$1045	\$1085	\$1125	\$1165	\$1205	\$1320	
COM	GR1	GR2	GR3	GR4	GR5	GR6	GR7	GR8	GR9	GR10	LEA															
\$735	\$845	\$885	\$925	\$965	\$1005	\$1045	\$1085	\$1125	\$1165	\$1205	\$1320															



2133	24"x13"h Square Ottoman - No Legs (4 Casters Needed)	COM Yardage: Total: 3.5 Yds / Top: .75 Yds / Sides: 2.75 Yds																								
	<table border="1"> <thead> <tr> <th>COM</th> <th>GR1</th> <th>GR2</th> <th>GR3</th> <th>GR4</th> <th>GR5</th> <th>GR6</th> <th>GR7</th> <th>GR8</th> <th>GR9</th> <th>GR10</th> <th>LEA</th> </tr> </thead> <tbody> <tr> <td>\$765</td> <td>\$875</td> <td>\$920</td> <td>\$965</td> <td>\$1010</td> <td>\$1055</td> <td>\$1100</td> <td>\$1145</td> <td>\$1190</td> <td>\$1235</td> <td>\$1280</td> <td>\$1395</td> </tr> </tbody> </table>	COM	GR1	GR2	GR3	GR4	GR5	GR6	GR7	GR8	GR9	GR10	LEA	\$765	\$875	\$920	\$965	\$1010	\$1055	\$1100	\$1145	\$1190	\$1235	\$1280	\$1395	
COM	GR1	GR2	GR3	GR4	GR5	GR6	GR7	GR8	GR9	GR10	LEA															
\$765	\$875	\$920	\$965	\$1010	\$1055	\$1100	\$1145	\$1190	\$1235	\$1280	\$1395															



2135	24"x17"h Square Ottoman - No Legs (4 Casters Needed)	COM Yardage: Total: 3.5 Yds / Top: .75 Yds / Sides: 2.75 Yds																								
	<table border="1"> <thead> <tr> <th>COM</th> <th>GR1</th> <th>GR2</th> <th>GR3</th> <th>GR4</th> <th>GR5</th> <th>GR6</th> <th>GR7</th> <th>GR8</th> <th>GR9</th> <th>GR10</th> <th>LEA</th> </tr> </thead> <tbody> <tr> <td>\$795</td> <td>\$905</td> <td>\$955</td> <td>\$1005</td> <td>\$1055</td> <td>\$1105</td> <td>\$1155</td> <td>\$1205</td> <td>\$1255</td> <td>\$1305</td> <td>\$1425</td> <td>\$1540</td> </tr> </tbody> </table>	COM	GR1	GR2	GR3	GR4	GR5	GR6	GR7	GR8	GR9	GR10	LEA	\$795	\$905	\$955	\$1005	\$1055	\$1105	\$1155	\$1205	\$1255	\$1305	\$1425	\$1540	
COM	GR1	GR2	GR3	GR4	GR5	GR6	GR7	GR8	GR9	GR10	LEA															
\$795	\$905	\$955	\$1005	\$1055	\$1105	\$1155	\$1205	\$1255	\$1305	\$1425	\$1540															

OPTIONS

Add upcharge to list price and code to model number

FR	CAL 133 (TB 133) Fire Retardant - per yard	\$101	/yd.
MB	Moisture Barrier (up to 60" overall width)	\$141	ea.
2FO	Two Fabric Option	\$110	per unit

CAS15	1.5" Black Casters	\$18	ea.
PHNDL	Pull Handle	N/C	

DIMENSIONS	30" Square	36" Square
Seat Height:	7", 13", 17"	7", 13", 17"
Overall Depth:	30"	36"
Overall Width:	30"	36"
Overall Height:	7", 13", 17"	7", 13", 17"
Qty./Wt. per carton:	1 ea./50 lbs.	1 ea./50 lbs.






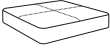


30X17 SQUARE OTTOMAN



36X13 SQUARE OTTOMAN

NOTE: ORDERING CASTERS WILL INCREASE SEAT HEIGHT BY 1-3/8"

MODEL / DESCRIPTION / LIST PRICING

	2137	30"x7"h Square Ottoman - No Legs (8 Casters Needed)										COM Yardage: Total: 2.75 Yds / Top: 1 Yd / Sides: 1.75 Yds
	COM	GR1	GR2	GR3	GR4	GR5	GR6	GR7	GR8	GR9	GR10	LEA
	\$870	\$990	\$1035	\$1080	\$1125	\$1170	\$1215	\$1260	\$1305	\$1350	\$1395	\$1510
	2139	30"x13"h Square Ottoman - No Legs (8 Casters Needed)										COM Yardage: Total: 2.75 Yds / Top: 1 Yd / Sides: 1.75 Yds
	COM	GR1	GR2	GR3	GR4	GR5	GR6	GR7	GR8	GR9	GR10	LEA
	\$900	\$1020	\$1070	\$1120	\$1170	\$1220	\$1270	\$1320	\$1370	\$1420	\$1540	\$1655
	2141	30"x17"h Square Ottoman - No Legs (8 Casters Needed)										COM Yardage: Total: 2.75 Yds / Top: 1 Yd / Sides: 1.75 Yds
	COM	GR1	GR2	GR3	GR4	GR5	GR6	GR7	GR8	GR9	GR10	LEA
	\$1030	\$1150	\$1210	\$1270	\$1330	\$1390	\$1450	\$1510	\$1570	\$1630	\$1690	\$1805
	2143	36"x7"h Square Ottoman - No Legs (8 Casters Needed)										COM Yardage: Total: 3.5 Yds / Top: 1.25 Yds / Sides: 2.25 Yds
	COM	GR1	GR2	GR3	GR4	GR5	GR6	GR7	GR8	GR9	GR10	LEA
	\$1220	\$1340	\$1390	\$1440	\$1490	\$1540	\$1590	\$1640	\$1690	\$1740	\$1860	\$1975
	2145	36"x13"h Square Ottoman - No Legs (8 Casters Needed)										COM Yardage: Total: 3.5 Yds / Top: 1.25 Yds / Sides: 2.25 Yds
	COM	GR1	GR2	GR3	GR4	GR5	GR6	GR7	GR8	GR9	GR10	LEA
	\$1250	\$1370	\$1430	\$1490	\$1550	\$1610	\$1670	\$1730	\$1790	\$1850	\$1910	\$2025
	2147	36"x17"h Square Ottoman - No Legs (8 Casters Needed)										COM Yardage: Total: 3.5 Yds / Top: 1.25 Yds / Sides: 2.25 Yds
	COM	GR1	GR2	GR3	GR4	GR5	GR6	GR7	GR8	GR9	GR10	LEA
	\$1280	\$1400	\$1470	\$1540	\$1610	\$1680	\$1750	\$1820	\$1890	\$1960	\$2630	\$2745

OPTIONS

Add charge to list price and code to model number

FR	CAL 133 (TB 133) Fire Retardant - per yard	\$101	/yd.
MB	Moisture Barrier (up to 60" overall width)	\$141	ea.
2FO	Two Fabric Option	\$110	per unit

CAS15	1.5" Black Casters	\$18	ea.
PHNDL	Pull Handle	N/C	

DIMENSIONS	20" Triangle	24" Triangle
Seat Height:	7", 13", 17"	7", 13", 17"
Overall Depth:	20"	24"
Overall Width:	20"	24"
Overall Height:	7", 13", 17"	7", 13", 17"
Qty./Wt. per carton:	1 ea./50 lbs.	1 ea./50 lbs.



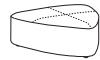
20X7 ALMOST TRIANGLE OTTOMAN



24X17 ALMOST TRIANGLE OTTOMAN

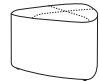
NOTE: ORDERING CASTERS WILL INCREASE SEAT HEIGHT BY 1-3/8"

MODEL / DESCRIPTION / LIST PRICING



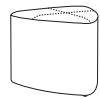
2150 20"x7"h Almost Triangle: Ottoman - No Legs (3 Casters Needed) COM Yardage: Total: 2.75 Yds / Top: .75 Yds / Sides: 2 Yds

COM	GR1	GR2	GR3	GR4	GR5	GR6	GR7	GR8	GR9	GR10	LEA
\$760	\$870	\$905	\$940	\$975	\$1010	\$1045	\$1080	\$1115	\$1150	\$1185	\$1300



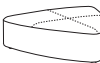
2152 20"x13"h Almost Triangle: Ottoman - No Legs (3 Casters Needed) COM Yardage: Total: 2.75 Yds / Top: .75 Yds / Sides: 2 Yds

COM	GR1	GR2	GR3	GR4	GR5	GR6	GR7	GR8	GR9	GR10	LEA
\$790	\$900	\$940	\$980	\$1020	\$1060	\$1100	\$1140	\$1180	\$1220	\$1260	\$1375



2154 20"x17"h Almost Triangle: Ottoman - No Legs (3 Casters Needed) COM Yardage: Total: 2.75 Yds / Top: .75 Yds / Sides: 2 Yds

COM	GR1	GR2	GR3	GR4	GR5	GR6	GR7	GR8	GR9	GR10	LEA
\$820	\$930	\$975	\$1020	\$1065	\$1110	\$1155	\$1200	\$1245	\$1290	\$1335	\$1450



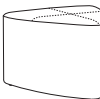
2156 24"x 7"h Almost Triangle: Ottoman - No Legs (3 Casters Needed) COM Yardage: Total: 3.25 Yds / Top: .75 Yds / Sides: 2.5 Yds

COM	GR1	GR2	GR3	GR4	GR5	GR6	GR7	GR8	GR9	GR10	LEA
\$775	\$885	\$925	\$965	\$1005	\$1045	\$1085	\$1125	\$1165	\$1205	\$1245	\$1360



2158 24"x13"h Almost Triangle: Ottoman - No Legs (3 Casters Needed) COM Yardage: Total: 3.25 Yds / Top: .75 Yds / Sides: 2.5 Yds

COM	GR1	GR2	GR3	GR4	GR5	GR6	GR7	GR8	GR9	GR10	LEA
\$825	\$935	\$980	\$1025	\$1070	\$1115	\$1160	\$1205	\$1250	\$1295	\$1340	\$1455



2160 24"x17"h Almost Triangle: Ottoman - No Legs (3 Casters Needed) COM Yardage: Total: 3.25 Yds / Top: .75 Yds / Sides: 2.5 Yds

COM	GR1	GR2	GR3	GR4	GR5	GR6	GR7	GR8	GR9	GR10	LEA
\$845	\$955	\$1005	\$1055	\$1105	\$1155	\$1205	\$1255	\$1305	\$1355	\$1475	\$1590

OPTIONS

Add upcharge to list price and code to model number

FR	CAL 133 (TB 133) Fire Retardant - per yard	\$101	/yd.
MB	Moisture Barrier (up to 60" overall width)	\$141	ea.
2FO	Two Fabric Option	\$110	per unit

CAS15	1.5" Black Casters	\$18	ea.
PHNDL	Pull Handle	N/C	

DIMENSIONS	Small Pebble	Large Pebble
Seat Height:	7", 13", 17"	7", 13", 17"
Overall Depth:	30"	30"
Overall Width:	36"	42"
Overall Height:	7", 13", 17"	7", 13", 17"
Qty./Wt. per carton:	1 ea./50 lbs.	1 ea./50 lbs.



36X7 PEBBLE OTTOMAN



36X17 PEBBLE OTTOMAN

NOTE: ORDERING CASTERS WILL INCREASE SEAT HEIGHT BY 1-3/8"

MODEL / DESCRIPTION / LIST PRICING

	2165	36"x7"h Pebble Ottoman - No Legs (8 Casters Needed)										COM Yardage: Total: 3 Yds / Top: 1.25 Yds / Sides: 1.75 Yds
	COM	GR1	GR2	GR3	GR4	GR5	GR6	GR7	GR8	GR9	GR10	LEA
	\$1245	\$1365	\$1415	\$1465	\$1515	\$1565	\$1615	\$1665	\$1715	\$1765	\$1885	\$2000

	2167	36"x13"h Pebble Ottoman - No Legs (8 Casters Needed)										COM Yardage: Total: 3 Yds / Top: 1.25 Yds / Sides: 1.75 Yds
	COM	GR1	GR2	GR3	GR4	GR5	GR6	GR7	GR8	GR9	GR10	LEA
	\$1275	\$1395	\$1455	\$1515	\$1575	\$1635	\$1695	\$1755	\$1815	\$1875	\$1935	\$2050

	2169	36"x17"h Pebble Ottoman - No Legs (8 Casters Needed)										COM Yardage: Total: 3 Yds / Top: 1.25 Yds / Sides: 1.75 Yds
	COM	GR1	GR2	GR3	GR4	GR5	GR6	GR7	GR8	GR9	GR10	LEA
	\$1305	\$1425	\$1495	\$1565	\$1635	\$1705	\$1775	\$1845	\$1915	\$1985	\$2655	\$2770

	2171	42"x7"h Pebble Ottoman - No Legs (8 Casters Needed)										COM Yardage: Total: 3.5 Yds / Top: 1.25 Yds / Sides: 2.25 Yds
	COM	GR1	GR2	GR3	GR4	GR5	GR6	GR7	GR8	GR9	GR10	LEA
	\$1260	\$1380	\$1430	\$1480	\$1530	\$1580	\$1630	\$1680	\$1730	\$1780	\$1900	\$2015

	2173	42"x13"h Pebble Ottoman - No Legs (8 Casters Needed)										COM Yardage: Total: 3.5 Yds / Top: 1.25 Yds / Sides: 2.25 Yds
	COM	GR1	GR2	GR3	GR4	GR5	GR6	GR7	GR8	GR9	GR10	LEA
	\$1290	\$1410	\$1470	\$1530	\$1590	\$1650	\$1710	\$1770	\$1830	\$1890	\$1950	\$2065

	2175	42"x17"h Pebble Ottoman - No Legs (8 Casters Needed)										COM Yardage: Total: 3.5 Yds / Top: 1.25 Yds / Sides: 2.25 Yds
	COM	GR1	GR2	GR3	GR4	GR5	GR6	GR7	GR8	GR9	GR10	LEA
	\$1320	\$1440	\$1510	\$1580	\$1650	\$1720	\$1790	\$1860	\$1930	\$2000	\$2670	\$2785

OPTIONS

Add upcharge to list price and code to model number

FR	CAL 133 (TB 133) Fire Retardant - per yard	\$101	/yd.
MB	Moisture Barrier (up to 60" overall width)	\$141	ea.
2FO	Two Fabric Option	\$110	per unit

CAS15	1.5" Black Casters	\$18	ea.
PHNDL	Pull Handle	N/C	

DIMENSIONS	25" Rectangle	53" Rectangle
Seat Height:	7", 13", 17"	7", 13", 17"
Overall Depth:	19"	21"
Overall Width:	25"	53"
Overall Height:	7", 13", 17"	7", 13", 17"
Qty./Wt. per carton:	1 ea./50 lbs.	1 ea./50 lbs.



21X7 ALMOST RECTANGLE OTTOMAN



21X13 ALMOST RECTANGLE OTTOMAN

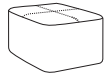
NOTE: ORDERING CASTERS WILL INCREASE SEAT HEIGHT BY 1-3/8"

MODEL / DESCRIPTION / LIST PRICING



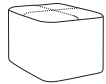
2180 25"x7"h Almost Rectangle Ottoman - No Legs (4 Casters Needed) COM Yardage: Total: 3.25 Yds / Top: .75 Yds / Sides: 2.5 Yds

COM	GR1	GR2	GR3	GR4	GR5	GR6	GR7	GR8	GR9	GR10	LEA
\$780	\$890	\$930	\$970	\$1010	\$1050	\$1090	\$1130	\$1170	\$1210	\$1250	\$1365



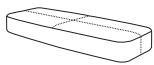
2182 25"x13"h Almost Rectangle Ottoman - No Legs (4 Casters Needed) COM Yardage: Total: 3.25 Yds / Top: .75 Yds / Sides: 2.5 Yds

COM	GR1	GR2	GR3	GR4	GR5	GR6	GR7	GR8	GR9	GR10	LEA
\$830	\$940	\$985	\$1030	\$1075	\$1120	\$1165	\$1210	\$1255	\$1300	\$1345	\$1460



2184 25"x17"h Almost Rectangle Ottoman - No Legs (4 Casters Needed) COM Yardage: Total: 3.25 Yds / Top: .75 Yds / Sides: 2.5 Yds

COM	GR1	GR2	GR3	GR4	GR5	GR6	GR7	GR8	GR9	GR10	LEA
\$850	\$960	\$1010	\$1060	\$1110	\$1160	\$1210	\$1260	\$1310	\$1360	\$1480	\$1595



2186 53"x7"h Almost Rectangle Ottoman - No Legs (8 Casters Needed) COM Yardage: Total: 3.5 Yds / Top: 1.5 Yds / Sides: 2 Yds

COM	GR1	GR2	GR3	GR4	GR5	GR6	GR7	GR8	GR9	GR10	LEA
\$1490	\$1610	\$1690	\$1740	\$1790	\$1870	\$1920	\$1970	\$2020	\$2070	\$2190	\$2305



2188 53"x13"h Almost Rectangle Ottoman - No Legs (8 Casters Needed) COM Yardage: Total: 3.5 Yds / Top: 1.5 Yds / Sides: 2 Yds

COM	GR1	GR2	GR3	GR4	GR5	GR6	GR7	GR8	GR9	GR10	LEA
\$1680	\$1800	\$1880	\$1940	\$2000	\$2080	\$2140	\$2200	\$2260	\$2320	\$2380	\$2495



2190 53"x17"h Almost Rectangle Ottoman - No Legs (8 Casters Needed) COM Yardage: Total: 3.5 Yds / Top: 1.5 Yds / Sides: 2 Yds

COM	GR1	GR2	GR3	GR4	GR5	GR6	GR7	GR8	GR9	GR10	LEA
\$1715	\$1835	\$1915	\$1985	\$2055	\$2135	\$2205	\$2275	\$2345	\$2415	\$3085	\$3200

OPTIONS

Add upcharge to list price and code to model number

FR	CAL 133 (TB 133) Fire Retardant - per yard	\$101	/yd.
MB	Moisture Barrier (up to 60" overall width)	\$141	ea.
2FO	Two Fabric Option	\$110	per unit

CAS15	1.5" Black Casters	\$18	ea.
PHNDL	Pull Handle	N/C	

MINGLE

The Mingle tables have multiple fun shapes that allow you a variety of configurations for any fun learning space. Mingle tables move up or down with pin-set legs, can gather for group tables for collaborative learning or separate into single tables, for personal use. It offers options like casters, ganging and power/data to give you the adaptability that works right for your space.



BOOMER



BOWED TRAPEZOID



TILTED SQUARE



ROUND



SQUARE



RECTANGLE

ORDERING INFORMATION

- 1) Series Name
- 2) Model Number
- 3) Size
- 4) Quantity
- 5) Laminate Selection and No.
- 6) Edge Style Code and Color
- 7) Optional Items

FINISHES

Laminate Selections

ERG offers over 1000 standard laminate choices from Nevamar, Wilsonart, Formica and Pionite.

Table Edges

All corners have a radius edge.
Edges available are:
2B (3MM solid colors)
3A (3MM woodgrain colors)
4B (exposed multi-ply flat).

Table Leg Finish

Mingle table legs have a brushed aluminum outer sleeve with a polished chrome inner adjustable lower leg.

TABLE TOP SPECIFICATIONS

- Table Top** Table top core is CARB Compliant 1.25" particle board. Laminate and phenolic backing are glued with water based adhesives. Tops have radius corners.
- Table Height** Table height range is 23.25" to 31.25" with glides, 26" to 34" with casters.
- Legs** The Mingle offers adjustable tubular steel upper leg in brushed aluminum with a 2" diameter chrome lower. Adjustable height legs include a positive locking device that employ two set screws to secure the lower leg. These are adjustable via the included Allen-head setscrew and wrench.
- Plate** 5-3/8" x 5-3/8" triangle and it is 1/8" thick.
- Glides** All legs come standard with premium ABS plastic adjustable glides.
- Casters** All models available with optional 3" dia. premium smooth rolling black plastic locking casters. Wire management not available.
- Assembly** Mingle base is a completely welded one piece outer sleeve with pin adjustable insert, no tie-rod assembly. The top plate is welded to the vertical column. Leg mounts to tabletop with 1/4-20 machine screws into metal inserts in top; NO WOOD SCREWS ARE USED.


OPTIONS AND ADJUSTMENT

- CODE: GD3 - Flat Ganging Device for Café & Training Tables
- CODE: CASD - 3" Locking Casters - Black


DETAIL



PIN HEIGHT ADJUSTMENT DETAIL



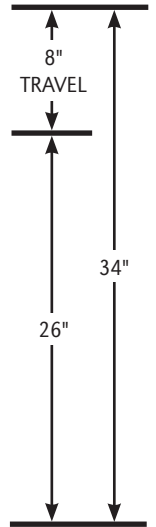
ADJUSTABLE GLIDES



OPTIONAL MOBILE LOCKING CASTERS

CASTERS: TABLE HEIGHT RANGE

Adjustable in 1" increments.
NOTE: HEIGHT INCLUDES 1.25" TABLE TOP



GLIDE: TABLE HEIGHT RANGE

Adjustable in 1" increments.
NOTE: HEIGHT INCLUDES 1.25" TABLE TOP



MODEL / DESCRIPTION / LIST PRICING



MINGLE | TILTED SQUARE

Model Number	Table Top Size	Shpg. Wght	Legs	LAMINATE TOP EDGES		
				2B	3A	4B
MGLTSQ	36 X 52	85	4	\$920	\$1082	\$1220



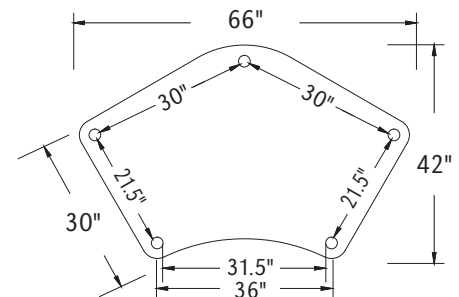
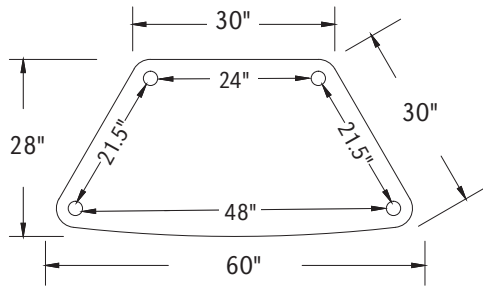
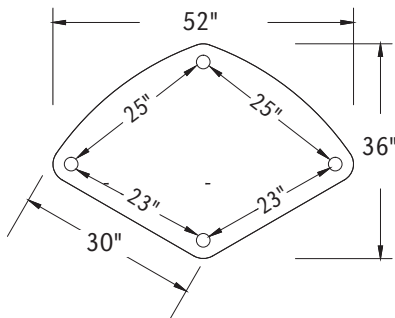
MINGLE | BOWED TRAPEZOID

Model Number	Table Top Size	Shpg. Wght	Legs	LAMINATE TOP EDGES		
				2B	3A	4B
MGLTZD	28 X 60	90	4	\$934	\$1098	\$1239



MINGLE | BOOMER

Model Number	Table Top Size	Shpg. Wght	Legs	LAMINATE TOP EDGES		
				2B	3A	4B
MGLBMR	42 X 66	102	5	\$1129	\$1321	\$1485



OPTIONS

Add upcharge to list price and code to model number

CASD	3" Locking Casters - Black	\$29	ea.	GD3	Flat Ganging Device for Café & Training Tables	\$107	
------	----------------------------	------	-----	-----	--	-------	--

MODEL / DESCRIPTION / LIST PRICING



MINGLE | ROUND TOP

Model Number	Table Top Size	Shpg. Wght	Legs	LAMINATE TOP EDGES		
				2B	3A	4B
MGL36D	36" Dia.	58	4	\$750	\$853	\$940
MGL42D	42" Dia.	72	4	\$890	\$1040	\$1169
MGL48D	48" Dia.	88	4	\$1029	\$1211	\$1366



MINGLE | SQUARE TOP

Model Number	Table Top Size	Shpg. Wght	Legs	LAMINATE TOP EDGES		
				2B	3A	4B
MGL36S	36" Sq.	72	4	\$750	\$853	\$940
MGL42S	42" Sq.	90	4	\$912	\$1062	\$1191

OPTIONS

Add upcharge to list price and code to model number

CASD	3" Locking Casters - Black	\$29	ea.	GD	Flat Ganging Device for Café & Training Tables	\$107	
------	----------------------------	------	-----	----	--	-------	--

MODEL / DESCRIPTION / LIST PRICING

MINGLE | RECTANGLE TOP



Model Number	Table Top Size	Shpg. Wght	Legs	LAMINATE TOP EDGES		
				2B	3A	4B
MGL2436	24 X 36	61	4	\$706	\$795	\$870
MGL2448	24 X 48	70	4	\$742	\$841	\$928
MGL2460	24 X 60	79	4	\$777	\$889	\$985
MGL2472	24 X 72	88	4	\$878	\$1002	\$1109
MGL3036	30 X 36	68	4	\$738	\$837	\$922
MGL3048	30 X 48	79	4	\$781	\$894	\$991
MGL3060	30 X 60	90	4	\$824	\$952	\$1061
MGL3072	30 X 72	102	4	\$933	\$1074	\$1196
MGL3648	36 X 48	88	4	\$830	\$960	\$1070
MGL3660	36 X 60	102	4	\$880	\$1026	\$1152
MGL3672	36 X 72	115	4	\$996	\$1160	\$1299

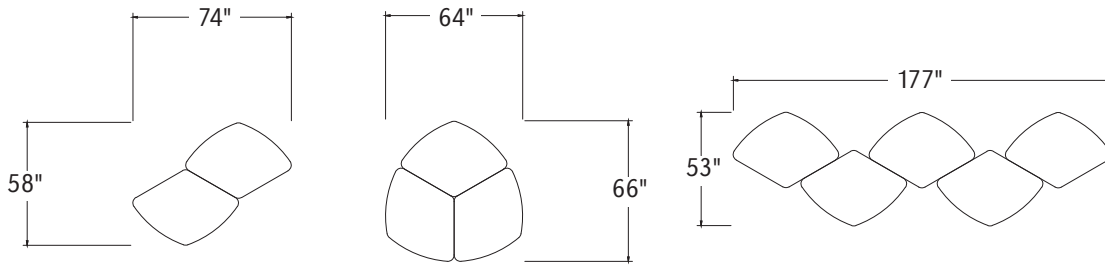
OPTIONS

Add upcharge to list price and code to model number

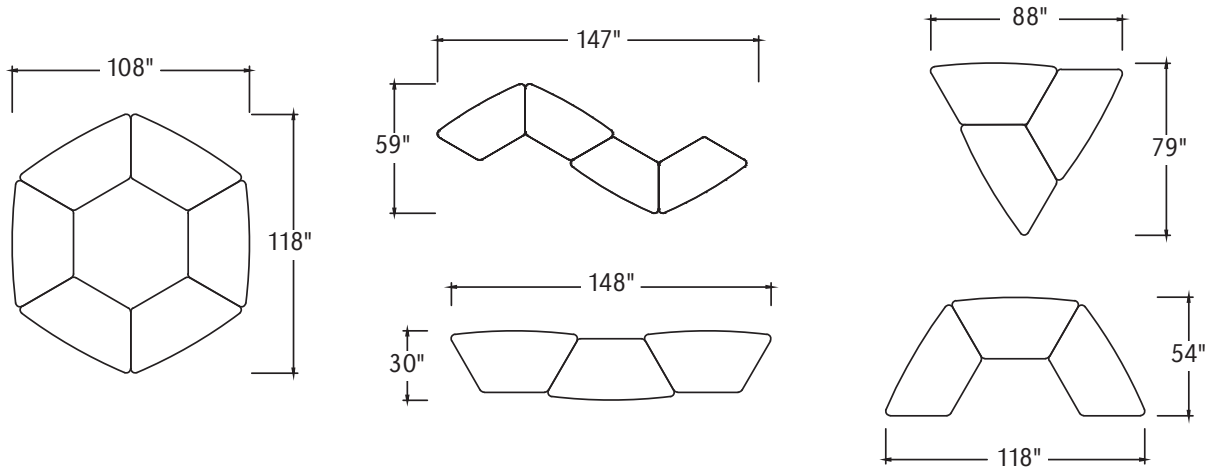
CASD	3" Locking Casters - Black	\$29	ea.
------	----------------------------	------	-----

GD	Flat Ganging Device for Café & Training Tables	\$107	
----	--	-------	--

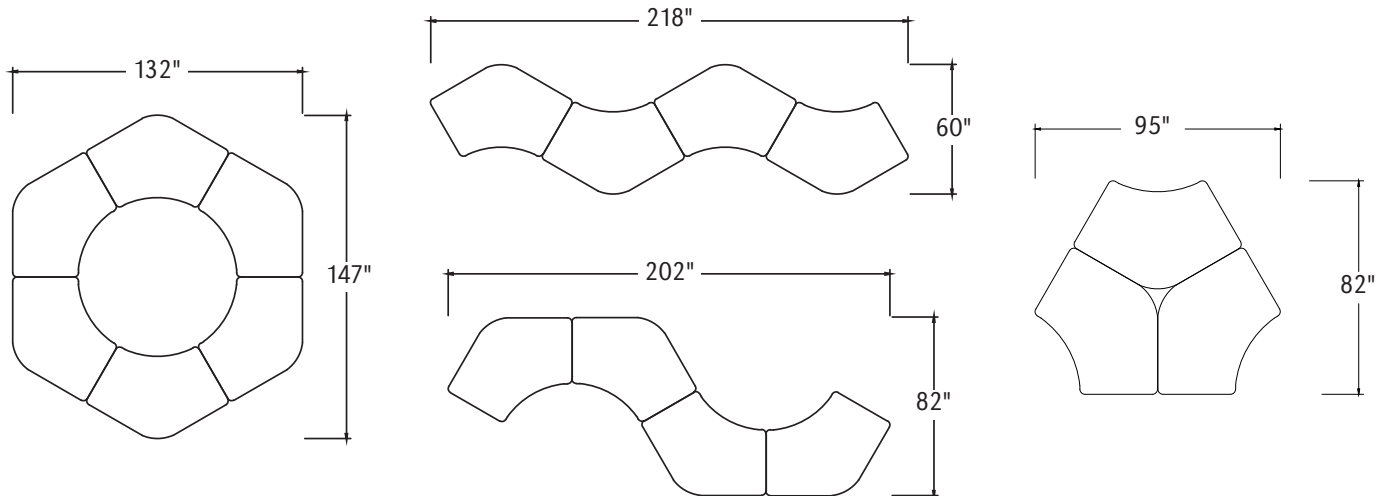
TILTED SQUARE



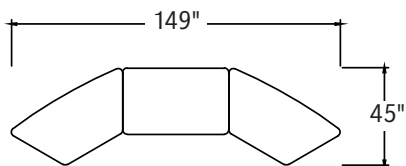
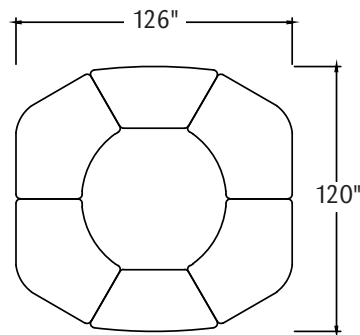
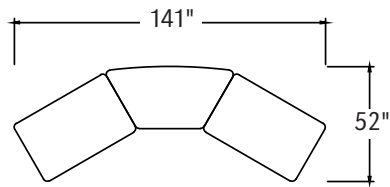
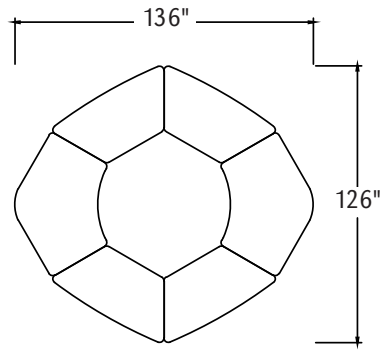
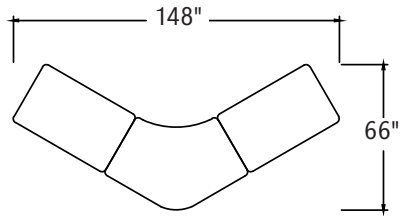
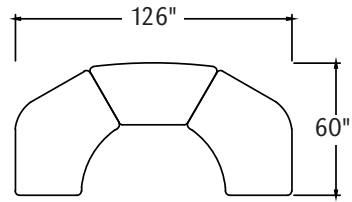
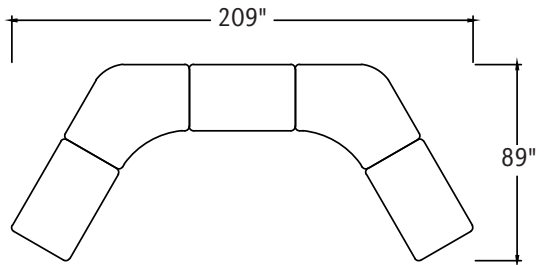
TRAPEZOID



BOOMER



MULTI-SHAPED CONFIGURATIONS





FIXED LAMINATE MODESTY PANEL

Modesty Panels are 8" wide by .75" thick by 36", 42", 48", 60", 72", 84" or 96" in length. Panels manually attach to underside of table tops with "L" brackets and are secured with 2 finger knobs. Modesty panels are covered with choice of laminate. Custom sizes are available.



FIXED METAL MODESTY PANEL

Modesty Panels are 9" wide by 48", 60" or 72" in length. Panels attach to underside of table tops with machine screws (no wood screws are used). These stylish metal panels are available in all of our standard powder coat finish colors to complement your space.

NOTE: When using power/data with the metal modesty panel, the power unit will be set back at least 5" from the panel side table edge.

MODEL / DESCRIPTION / LIST PRICING

MODESTY PANEL | PERFORATED METAL


Model Number	Panel Size	Shpg. Wght	Perforated Pattern
MMP48	9" X 48"	8	\$295
MMP60	9" X 60"	9	\$338
MMP72	9" X 72"	10	\$390

MODESTY PANEL | LAMINATE

Model Number	Panel Size	Shpg. Wght	GRP 2	GRP 3	GRP 4
RMP36	8" X 36"	32	\$250	\$300	\$352
RMP42	8" X 42"	38	\$286	\$340	\$399
RMP48	8" X 48"	42	\$356	\$426	\$504
RMP60	8" X 60"	47	\$393	\$466	\$554
RMP72	8" X 72"	49	\$457	\$546	\$648
RMP84	8" X 84"	54	\$531	\$658	\$781
RMP96	8" X 96"	59	\$548	\$683	\$808

LAMINATE PANEL EDGES





FLIP-TOP MESH MODESTY PANEL

Flip Modesty Panels are 10" with a 7" wide mesh cable pocket with Velcro closing strips. Available in 48", 60" or 72" lengths. Flip Modesty Panels are typically used on the Brandon Series folding tables. Panels swing freely and are secured to bottom of table top with clamps. Black is the only color available on mesh flip modesty panels

MODEL / DESCRIPTION / LIST PRICING

MODESTY PANEL | MESH | FLIP

*Mesh Flip Modesty Panel comes in black only

Model Number	Panel Size	Shpg. Wght	MESH
FMMP48	10" X 48"	4	\$276
FMMP60	10" X 60"	5	\$303
FMMP72	10" X 72"	6	\$355

MODESTY PANEL | LAMINATE | FLIP

Model Number	Panel Size	Shpg. Wght	GRP 2	GRP 3	GRP 4
FMP36	8" X 36"	32	\$317	\$355	\$402
FMP42	8" X 42"	38	\$345	\$390	\$439
FMP48	8" X 48"	42	\$406	\$463	\$529
FMP60	8" X 60"	47	\$434	\$498	\$567
FMP72	8" X 72"	49	\$489	\$562	\$691
FMP84	8" X 84"	54	\$566	\$656	\$757
FMP96	8" X 96"	59	\$584	\$676	\$785

LAMINATE PANEL EDGES

Group 2	Group 3	Group 4
23 2.0 3MM PVC	3A 3A 3MM Woodtone	4A 4A 3MM Maple Wood

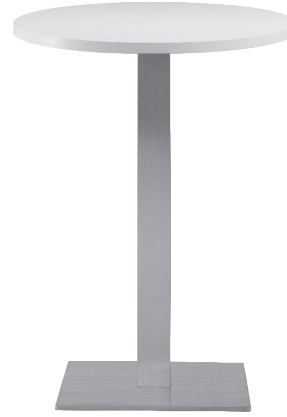
MONACO

Monaco Series features a square stainless steel column with a stainless steel base. This series is an ERG economically priced offering.

STAINLESS STEEL



MONACO LAMINATE TOP



MONACO BAR HEIGHT ROUND TOP

ORDER INFORMATION

- | | |
|-----------------|-------------------------------|
| 1) Series Name | 5) Laminate Selection and No. |
| 2) Model Number | 6) Edge Style Code and Color |
| 3) Size | 7) Optional Items |
| 4) Quantity | |

MONACO CAFÉ BASE SPECIFICATIONS

Monaco Base

Table Height	Table height is 29" to 30" depending on table top specified. Bar Height table is 42".
Column	3.15" square stainless steel #201.
Base	Square stainless steel #201. Base spread is 17", 22" or 24"
Plate	12" X 12" square 14" X 14" square
Spider	Depending on size of tabletop: 13" X 13" square 24" x 24" square
Glides	Adjustable glides
Assembly	Base mounts to tabletop with ¼-20 x 1" machine screws into metal inserts in top. NO WOOD SCREWS ARE USED.

FINISHES

Table Base

Stainless steel #201 finish is standard. Optional standard powder coat colors are available.

Laminate/Veneer Selections


ERG offers over 1000 standard laminate choices from Nevamar, Wilsonart, Formica and Pionite. Wood veneer is available in transparent stain colors - custom stain matching available.

Special Edge Note:

Square tables using PVC T-edge will have a 2" radius on all corners. When ganging or butting tables together, ERG recommends using 3MM flat edge or flat wood edge.

OPTIONS

- CODE: SF - Powder Coat finish in choice of standard colors
- CODE: GD3 - Flat Ganging Device for Café & Training Tables
- CODE: STH - Special Table Height, for any table height other than 29" or bar-height
- CODE: ULW - Ultra Lightweight Top
- CODE: RAD - 3" Radius Corners for 3MM Edge



MODEL / DESCRIPTION / LIST PRICING

MONACO | CAFÉ | ROUND | STAINLESS STEEL BASE



Model Number	Table Top Size	Shpg. Wght.	Base Spread	LAMINATE TOP ASSORTED EDGES								VENEER TOP	
				GRP 1	GRP 2	GRP 3	GRP 4	GRP 5	GRP 6	GRP 7	GRP 8	GRP 9	
MON24D	24" Dia.	60	17"	\$607	\$619	\$703	\$775	\$917	\$1038	\$1179	\$1406	\$1635	
MON30D	30" Dia.	63	17"	\$730	\$745	\$856	\$951	\$1140	\$1297	\$1486	\$1713	\$1956	
MON36D	36" Dia.	73	22"	\$819	\$837	\$971	\$1087	\$1317	\$1506	\$1735	\$1944	\$2186	
MON42D	42" Dia.	108	22"	\$1023	\$1049	\$1224	\$1374	\$1670	\$1920	\$2219	\$2446	\$2730	
MON48D	48" Dia.	117	22"	\$1187	\$1216	\$1427	\$1608	\$1969	\$2268	\$2630	\$2854	\$3152	

MONACO | CAFÉ | SQUARE | STAINLESS STEEL BASE



Model Number	Table Top Size	Shpg. Wght.	Base Spread	LAMINATE TOP ASSORTED EDGES								VENEER TOP	
				GRP 1	GRP 2	GRP 3	GRP 4	GRP 5	GRP 6	GRP 7	GRP 8	GRP 9	
MON24S	24" Sq.	38	17"	\$605	\$617	\$703	\$777	\$925	\$1048	\$1198	\$1407	\$1623	
MON2430S	24x30 Sq.	74	17"	\$647	\$660	\$763	\$848	\$1021	\$1167	\$1340	\$1523	\$1730	
MON30S	30" Sq.	74	17"	\$719	\$735	\$845	\$939	\$1127	\$1287	\$1478	\$1690	\$1923	
MON36S	36" Sq.	92	22"	\$831	\$849	\$988	\$1107	\$1341	\$1538	\$1772	\$1974	\$2214	
MON42S	42" Sq.	135	22"	\$1093	\$1118	\$1293	\$1442	\$1738	\$1989	\$2286	\$2582	\$2920	
MON48S	48" Sq.	132	24"	\$1393	\$1429	\$1684	\$1904	\$2342	\$2706	\$3145	\$3373	\$3699	

OPTIONS

Add upcharge to list price and code to model number

SF	Powder Coat finish - in standard colors	\$68	per base	ULW	Ultra Lightweight Top	\$213	
GD3	Flat Ganging Device for Café & Training Tables	\$107		RAD	3" Radius Corners for 3MM Edge	\$225	per table
STH	Special Table Height, other than 29" or 42"	\$169	per base				



MODEL / DESCRIPTION / LIST PRICING

MONACO | CAFÉ | RECTANGLE | STAINLESS STEEL BASE

RECTANGLE

Model Number	Table Top Size	Shpg. Wght.	Base Spread	LAMINATE TOP ASSORTED EDGES							VENEER TOP	
				GRP 1	GRP 2	GRP 3	GRP 4	GRP 5	GRP 6	GRP 7	GRP 8	GRP 9
MON2448	24x48 Sq.	70	2-17"	\$988	\$1009	\$1147	\$1267	\$1505	\$1703	\$1941	\$2293	\$2655
MON2460	24x60 Sq.	79	2-17"	\$1031	\$1055	\$1208	\$1341	\$1607	\$1825	\$2090	\$2417	\$2764
MON3048	30x48 Sq.	79	2-17"	\$1028	\$1049	\$1203	\$1333	\$1597	\$1817	\$2079	\$2407	\$2756
MON3060	30x60 Sq.	90	2-17"	\$1089	\$1115	\$1290	\$1441	\$1738	\$1990	\$2289	\$2578	\$2911

Note: When optional base finish is required, please multiply upcharge by 2 for tables supported with an extra base.

MONACO | BAR HEIGHT | ROUND | STAINLESS STEEL BASE

ROUND

Model Number	Table Top Size	Shpg. Wght.	Base Spread	LAMINATE TOP ASSORTED EDGES							VENEER TOP	
				GRP 1	GRP 2	GRP 3	GRP 4	GRP 5	GRP 6	GRP 7	GRP 8	GRP 9
MONH24D	24" Dia.	65	17"	\$738	\$750	\$834	\$904	\$1047	\$1168	\$1309	\$1666	\$1999
MONH30D	30" Dia.	70	17"	\$861	\$876	\$987	\$1082	\$1271	\$1428	\$1617	\$1973	\$2321
MONH36D	36" Dia.	75	22"	\$989	\$1009	\$1142	\$1257	\$1485	\$1677	\$1905	\$2285	\$2662

MONACO | BAR HEIGHT | SQUARE | STAINLESS STEEL BASE

SQUARE


Model Number	Table Top Size	Shpg. Wght.	Base Spread	LAMINATE TOP ASSORTED EDGES							VENEER TOP	
				GRP 1	GRP 2	GRP 3	GRP 4	GRP 5	GRP 6	GRP 7	GRP 8	GRP 9
MONH36S	36" Sq.	80	24"	\$942	\$964	\$1101	\$1218	\$1454	\$1651	\$1888	\$2203	\$2533

Note: Other bar height sizes available. Call for pricing.

OPTIONS

Add upcharge to list price and code to model number

SF	Powder Coat finish - in standard colors	\$68	per base	ULW	Ultra Lightweight Top	\$213	
GD3	Flat Ganging Device for Café & Training Tables	\$107		RAD	3" Radius Corners for 3MM Edge	\$225	per table
STH	Special Table Height, other than 29" or 42"	\$169	per base				



RECTANGLE
CONFERENCE TABLE

ORDER INFORMATION

- | | |
|-----------------|------------------------------|
| 1) Series Name | 5) Laminate/Veneer Selection |
| 2) Model Number | 6) Edge Choice |
| 3) Size | 7) Optional Items |
| 4) Quantity | |

MONACO CONFERENCE SPECIFICATIONS

Conference Base

- Table Height** Table height is 29" to 30" depending on table top specified.
- Column** 3.15" square stainless steel #201.
- Base** Square stainless steel #201. Base spread is 22" or 24"
- Glides** Adjustable glides
- Assembly** Base mounts to tabletop with ¼-20 x 1" machine screws into metal inserts in top.
NO WOOD SCREWS ARE USED.

FINISHES

Table Base

Stainless steel #201 finish is standard. Optional standard powder coat colors are available.

Laminate/Veneer Selections

ERG offers over 1000 standard laminate choices from Nevamar, Wilsonart, Formica and Pionite. Wood veneer is available in transparent stain colors - custom stain matching available.

Special Edge Note:

Square tables using PVC T-edge will have a 2" radius on all corners. When ganging or butting tables together, ERG recommends using 3MM flat edge or flat wood edge.

OPTIONS

- CODE: SF - Powder Coat finish in choice of standard colors
- CODE: GD - Flat Ganging Device for Café & Training Tables
- CODE: CRT - Racetrack table top
- CODE: COT - Elliptical Table top
- CODE: CBT - Boat table top
- CODE: STH - Special Table Height, for any table height other than 29" or bar-height
- CODE: RAD - 3" Radius Corners for 3MM Edge
- CODE: CAT - Almost Rectangle Table Top.



RACETRACK
TABLE TOP OPTION

MODEL / DESCRIPTION / LIST PRICING

MONACO | CONFERENCE | RECTANGLE

	Model Number	Table Top Size	Shpg. Wght.	Base Spread	LAMINATE TOP ASSORTED EDGES							VENEER TOP	
					GRP 1	GRP 2	GRP 3	GRP 4	GRP 5	GRP 6	GRP 7	GRP 8	GRP 9
RECTANGLE	MONC4272	42 X 72	129	2-22"	\$2700	\$2755	\$3129	\$3451	\$4091	\$4629	\$5271	\$7183	\$8094
	MONC4284	42 X 84	144	2-22"	\$2806	\$2864	\$3266	\$3608	\$4295	\$4868	\$5557	\$7501	\$8411
	MONC4296	42 X 96	160	2-22"	\$2880	\$2940	\$3371	\$3738	\$4468	\$5078	\$5813	\$7753	\$8637
	MONC4872	48 X 72	142	2-24"	\$2762	\$2817	\$3215	\$3556	\$4234	\$4802	\$5480	\$7391	\$8282
	MONC4884	48 X 84	160	2-24"	\$3056	\$3117	\$3541	\$3906	\$4638	\$5247	\$5977	\$8134	\$9158
	MONC4896	48 X 96	178	2-24"	\$3139	\$3204	\$3661	\$4051	\$4833	\$5484	\$6265	\$8419	\$9415
	MONC48108*	48 X 108	196	3-24"	\$3344	\$3412	\$3898	\$4314	\$5145	\$5842	\$6673	\$8964	\$10024
	MONC48120*	48 X 120	214	3-24"	\$3428	\$3502	\$4017	\$4459	\$5342	\$6078	\$6960	\$9251	\$10282
	MONC48144*	*48 X 144	250	3-24"	\$4014	\$4097	\$4670	\$5164	\$6149	\$6967	\$7953	\$10736	\$12034
	MONC6096	60 X 96	214	2-24"	\$3539	\$3612	\$4126	\$4565	\$5444	\$6177	\$7055	\$9487	\$10614
	MONC60108*	60 X 108	237	3-24"	\$3705	\$3782	\$4331	\$4801	\$5743	\$6526	\$7467	\$9966	\$11106
	MONC60120*	60 X 120	259	3-24"	\$3897	\$3980	\$4565	\$5067	\$6072	\$6907	\$7910	\$10512	\$11687
	MONC60144*	*60 X 144	304	3-24"	\$4669	\$4764	\$5422	\$5985	\$7116	\$8054	\$9184	\$12455	\$13998

* Asterisk after model number indicates 2+ pieces tops with center seam for tables over 96"

Note: Other sizes are available, please call ERG Customer Service.

OPTIONS

Add upcharge to list price and code to model number

SF	Powder Coat finish - in standard colors	\$68	per base	CBT	Boat table top	add 25%
GD3	Flat Ganging Device for Café & Training Tables	\$107		STH	Special Table Height, other than 29" or 42"	\$169 per base
CRT	Racetrack table top	add 20%		RAD	3" Radius Corners for 3MM Edge	\$225 per table
COT	Elliptical table top	add 20%		CAT	Almost Rectangle table top	add 25%

MORGAN

The Morgan stool offers a modern looking saddle seat on a sleek base. It offers three seat options: wood seat, wood seat with fabric seat insert, and a fully upholstered seat. With its streamlined look Morgan is great for café dining area, casual meeting, huddle areas and other types of gathering spaces.



BAR STOOL



COUNTER STOOL WITH SEAT INSERT AND OPTIONAL POWDER COAT FRAME COLOR

ORDERING INFORMATION

To Order Please Specify:

- 1) Series Name
- 2) Model Number
- 3) Quantity
- 4) Wood Stain Color
- 5) Fabric Grade & Number
- 6) Optional Items

MORGAN GENERAL SPECIFICATIONS

Wood Seat

- Contoured 0.5" thick multiply shell
- Seat can be upholstered with choice of fabric, vinyl, crypton, leather or approved COM

Frame

- 0.5" round solid steel with footrest

Glides

- Factory installed poly glides

Stacking

- Upholstered seat - up to 5 high on the floor
- Wood seat - up to 8 high on the floor

COLORS / FINISHES

Metal Frame:

Standard in Polished Chrome

Wood Seat:

All standard water-based wood stain colors

OPTIONS

- CODE: FR - CAL 133 (TB 133) Fire Retardant
- CODE: MBC - Moisture Barrier Chair
- CODE: SF - Powder Coat Frame Finish

CHAIRS	WEIGHT LIMIT
Metal Frame Stool	350 lbs.

DIMENSIONS	Bar Stool
Seat Height:	30.5"
Overall Width:	20"
Overall Depth:	20"
Qty./Wt. per carton:	3 ea./60 lbs.

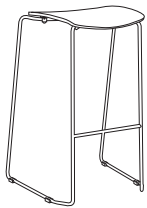


UP TO THREE STOOLS CAN STACK




BAR STOOL WITH SEAT INSERT AND
OPTIONAL POWDER COAT FRAME COLOR

MODEL / DESCRIPTION / LIST PRICING



8950 Wood Seat Stool


Stain
\$564



8950/SI Wood Seat Stool w/Upholstered Seat Insert

COM Yardage: 0.75 Yd

COM	GR1	GR2	GR3	GR4	GR5	GR6	GR7	GR8	GR9	GR10	LEA
\$662	\$692	\$712	\$737	\$762	\$787	\$812	\$837	\$862	\$887	\$912	\$1063



8950/U Fully Upholstered Stool

COM Yardage: 0.75 Yd

COM	GR1	GR2	GR3	GR4	GR5	GR6	GR7	GR8	GR9	GR10	LEA
\$591	\$621	\$641	\$666	\$691	\$716	\$741	\$766	\$791	\$816	\$841	\$992

OPTIONS

Add upcharge to list price and code to model number

FR	CAL 133 (TB 133) Fire Retardant per yard	\$101	/yd
MBC	Moisture Barrier Chair	\$72	ea.

SF	Powder Coat Paint Frame Finish	\$65	
----	--------------------------------	------	--

DIMENSIONS	Counter Stool
Seat Height:	27.5"
Overall Width:	19"
Overall Depth:	18.5"
Qty./Wt. per carton:	3 ea./60 lbs.



COUNTER HEIGHT STOOL
WITH SEAT INSERT



COUNTER HEIGHT STOOL

MODEL / DESCRIPTION / LIST PRICING



8952 Wood Seat Counter Height Stool

Stain
\$602



8952/SI Wood Seat Counter Height Stool w/Upholstered Seat Insert

COM Yardage: 0.75 Yd

COM	GR1	GR2	GR3	GR4	GR5	GR6	GR7	GR8	GR9	GR10	LEA
\$700	\$730	\$750	\$775	\$800	\$825	\$850	\$875	\$900	\$925	\$950	\$1101



8952/U Fully Upholstered Counter Height Stool

COM Yardage: 0.75 Yd

COM	GR1	GR2	GR3	GR4	GR5	GR6	GR7	GR8	GR9	GR10	LEA
\$629	\$659	\$679	\$704	\$729	\$754	\$779	\$804	\$829	\$854	\$879	\$1030

OPTIONS

Add upcharge to list price and code to model number

FR	CAL 133 (TB 133) Fire Retardant per yard	\$101	/yd
MBC	Moisture Barrier Chair	\$72	ea.

SF	Powder Coat Paint Frame Finish	\$65	
----	--------------------------------	------	--

MUFFET OTTOMAN

The Muffet is ideal for children's areas and seating. Muffet is available in full round only.



MUFFET WITH TWO FABRIC OPTION

ORDERING INFORMATION

- To Order Please specify:**
- 1) Series Name
 - 2) Model Number
 - 3) Quantity
 - 4) Fabric Grade and Number
 - 5) Laminate Choice (Optional Plinth)
 - 6) Optional Items/Finishes

MUFFET GENERAL SPECIFICATIONS

Frame Construction

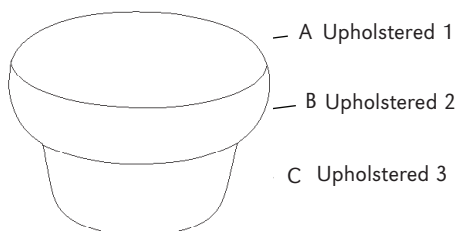
Frame assembly is constructed of multi-ply hardwood, with tongue and groove construction. All foam is fully bonded to frame. Seat cushions are 5" graded high resiliency (H.R.) block foam, covered entirely with special bonded polyester fiber to protect final upholstery. No sag-springs are installed in along with interlocking helicoil springs to prevent sagging and provide additional seat support.

Upholstery

Seat is covered in choice of fabric, vinyl, crypton, leather or COM. (For matching patterned fabric allow 15% more yardage.) ERG uses only water based glues and adhesives in our upholstery process.

OPTIONS

- CODE: FR - CAL 133 (TB 133) Fire Retardant
- CODE: MB - Moisture Barrier (up to 60" overall width)
- CODE: SBH - Special Height
- CODE: 2FO - Two Fabric Option
- CODE: 3FO - Three Fabric Option



Due to fabric design options it is necessary to include with your order a **sketch/layout** to specify which fabric is to be used on each area of the Muffet/Puffet. Use the callouts shown to define fabric areas in your sketch.

SOFT SEATING	WEIGHT LIMIT
1 Seat	500 lbs.

DIMENSIONS	Muffet
Overall Depth:	24"
Overall Width:	24"
Overall Height:	15"
Qty./Wt.:	1 ea./36 lbs.



MUFFET OTTOMAN

MODEL / DESCRIPTION / LIST PRICING



1353 Muffet Full Round Ottoman 24" Dia.

COM Yardage: Total: 3.5 Yds. / Top: 2 Yds. / Base: 1.5 Yds.

COM	GR1	GR2	GR3	GR4	GR5	GR6	GR7	GR8	GR9	GR10	LEA
\$1179	\$1261	\$1311	\$1363	\$1419	\$1477	\$1535	\$1596	\$1661	\$1726	\$1796	\$2121

OPTIONS

Add upcharge to list price and code to model number

FR	CAL 133 (TB 133) Fire Retardant per yard	\$101	/yd.
MB	Moisture Barrier (up to 60" overall width)	\$141	ea.
2FO	Two fabric option	\$110	

3FO	Three fabric option	\$166	
SBH	Special Height	\$332	

HIGH PRESSURE LAMINATES
LPS
available on Mylo

MYLO SERIES

The Mylo Series chairs have a multiply Beech wood shell available with upholstered inserts. Mylo is available in chair and stool heights and demi back stools.

ORDERING INFORMATION

To Order Please Specify:

- 1) Series Name
- 2) Model Number
- 3) Quantity
- 4) Wood Stain Finish Color
- 5) Optional Frame Color
- 6) Fabric Grade & Number
- 7) Optional Items
- 8) Back Cutouts
- 9) Engraving
- 10) **LPS** (Laminate Plywood Seating)

MYLO GENERAL SPECIFICATIONS

Shell

- One-piece contoured wood shell made of .50" thick, multi-ply Beech wood.
- Backs are offered with handgrip cut out.
- Shells are available in transparent wood stain colors or natural finish.

Upholstery

- Seat insert is upholstered over 1" foam.
- Seat can be upholstered with choice of fabric, vinyl, crypton, leather or approved COM.

Frame

- Chair frames are made of .625" diameter, 13 gauge steel tubing with hand brazed welds.

Glides

- Factory installed self leveling steel glides.

Stacking

- Chair and stool design stacks 4 high on the floor
- Chairs stack up to 6 on a dolly.



SIDE CHAIR UPHOLSTERED SEAT INSERT

TALL BACK BAR STOOL

COLORS / FINISHES

Wood Stain Finish Colors:

Standard wood stain colors.

Frame Finish Colors:

Polished chrome is standard.


Standard optional powder coat colors available with upcharge.

OPTIONS

- CODE: FR - CAL 133 (TB 133) Fire Retardant
 - CODE: MBC - Moisture Barrier Chair
 - CODE: CH - Counter Height (24" seat height)
 - CODE: SH - Specialty Height (any custom height)
 - CODE: SF - Powder Coat Frame
 - CODE: HG - Hand Grip Cutout Design Back
 - CODE: ENG - Laser Engraving
 - CODE: TT - Two Tone Stains
 - CODE: LPS - Laminate Plywood Seating
- NOTE: Laminate seats (LPS) requires minimum 15 chair order**



SOLID BACK



HAND GRIP CUTOUT

CHAIRS	WEIGHT LIMIT
Metal Legs	350 lbs.

DIMENSIONS	Chair
Seat Width:	18"
Seat Depth:	15"
Seat Height:	18.25"
Back Height:	33"
Overall Width:	20"
Overall Depth:	21"
Qty./Wt. per carton:	3 ea./40 lbs.



SIDE CHAIR



OPTIONAL DBC-PALM

MODEL / DESCRIPTION / LIST PRICING



1300 Wood Chair - **Natural Stain Only**



Chair
\$368

1300/SI Wood Chair - **Natural Stain Only** with Upholstered Seat Insert

COM Yardage: .75 Yard

COM	GR1	GR2	GR3	GR4	GR5	GR6	GR7	GR8	GR9	GR10	LEA
\$468	\$502	\$523	\$544	\$566	\$588	\$611	\$636	\$662	\$688	\$716	\$846



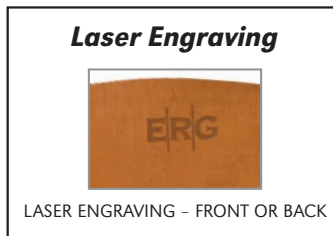
1302 Wood Chair - All Standard Stains

Chair
\$460

1302/SI Wood Chair - Upholstered Seat Insert

COM Yardage: .75 Yard

COM	GR1	GR2	GR3	GR4	GR5	GR6	GR7	GR8	GR9	GR10	LEA
\$566	\$605	\$629	\$653	\$680	\$707	\$736	\$765	\$795	\$827	\$861	\$1017



OPTIONS

Add upcharge to list price and code to model number

FR	CAL 133 (TB 133) Fire Retardant per yard.	\$101	/yd.
MBC	Moisture Barrier Chair	\$72	ea.
SF	Powder Coat Color Finish - 4-Leg Chair	\$42	
SF	Powder Coat Color Finish - Bar Stool	\$65	
HG	Hand Grip Cutout Design Back	\$85	

ENG	Laser Engraving Back Design*	\$95	
TT	Two Tone Wood Stains	\$85	
LPS	Laminate Plywood Seating**	Call	

*One time setup fee of \$276. Minimum 12 chairs (of same design and series)

**Laminate seats (LPS) requires minimum 15 chair order

DIMENSIONS	Demi Back Stool	Tall Back Stool
Seat Width:	18"	18"
Seat Depth:	15"	15"
Seat Height:	30"	30"
Back Height:	36"	44"
Overall Width:	20"	20"
Overall Depth:	20"	20"
Qty./Wt. per carton:	3 ea./45 lbs.	3 ea./62 lbs.



BAR STOOL WITH DBC OPTION



DEMI BACK BAR STOOL

MODEL / DESCRIPTION / LIST PRICING



1301 Tall Back Bar Stool - Natural Stain Only



Chair
\$528

1301/SI Tall Back Bar Stool - Natural Stain Only with Upholstered Seat Insert

COM Yardage: 0.75 Yard

COM	GR1	GR2	GR3	GR4	GR5	GR6	GR7	GR8	GR9	GR10	LEA
\$634	\$678	\$705	\$733	\$763	\$793	\$824	\$857	\$891	\$927	\$965	\$1140



1304 Tall Back Bar Stool - All Standard Stains

Chair
\$613

1304/SI Tall Back Bar Stool with Upholstered Seat Insert

COM Yardage: 0.75 Yard

COM	GR1	GR2	GR3	GR4	GR5	GR6	GR7	GR8	GR9	GR10	LEA
\$713	\$763	\$793	\$824	\$858	\$894	\$928	\$966	\$1005	\$1045	\$1087	\$1283



1306 Demi Back Bar Stool - All Standard Stains

Chair
\$693

1306/SI Demi Back Bar Stool with Upholstered Seat Insert

COM Yardage: 0.75 Yard

COM	GR1	GR2	GR3	GR4	GR5	GR6	GR7	GR8	GR9	GR10	LEA
\$793	\$848	\$883	\$918	\$953	\$992	\$1032	\$1073	\$1116	\$1161	\$1208	\$1427

OPTIONS

Add upcharge to list price and code to model number

FR	CAL 133 (TB 133) Fire Retardant per yard.	\$101	/yd.
MBC	Moisture Barrier Chair	\$72	ea.
CH	Counter Height (24" seat height)	\$32	
SH	Specialty Height (any custom height)	\$32	
SF	Powder Coat Color Finish - 4-leg chair	\$42	

SF	Powder Coat Color Finish - Bar Stool	\$65	
HG	Hand Grip Cutout Design Back	\$85	
ENG	Laser Engraving Back Design*	\$95	
TT	Two Tone Wood Stains	\$85	
LPS	Laminate Plywood Seating**	Call	

*One time setup fee of \$276. Minimum 12 chairs (of same design and series)

**Laminate seats (LPS) requires minimum 15 chair order



NAPOLI TABLE OF CONTENTS

Napoli Banquettes	2
Napoli Café and Bar Height Tables	7

NAPOLI SERIES

The Napoli Banquette series has several standard upholstery designs and includes a table series. Seats and backs can be upholstered with matching fabrics, or choose an optional two tone or vinyl and fabric combination to match any color scheme.



ORDERING INFORMATION

- | | |
|--------------------------|----------------------------------|
| 1) Series Name | 6) Contrasting Fabrics |
| 2) Model Number | 7) Back Fabric Design Options |
| 3) Size | 8) Plinth Base Finish |
| 4) Quantity | 9) Panel Laminate/Edge Selection |
| 5) Fabric Grade & Number | 10) Optional Items |

NAPOLI BANQUETTE SPECIFICATIONS

Upholstery

Seat and back are covered in choice of fabric, vinyl, crypton, leather or COM. All foam is fully bonded to frame. Seat cushions are 5" graded high resiliency (H.R.) block foam with back 2.5" (H.R.) foam. Seats and backs are covered entirely with special bonded polyester fiber to protect final upholstery. ERG uses only water based glues and adhesives in our upholstery process.

Frame Construction

Frame assembly is constructed of multi-ply hardwood, with tongue and groove construction. No sag-springs are installed in seat & back along with interlocking helicoil springs to prevent sagging and provide additional lower back and seat support.

Plinth Base


The plinth base is available in a choice of laminate or unfinished so that you can add your own cove base or carpet.

Anchoring


Napoli dining benches are easy to anchor to the floor. Floor mount instructions can be provided by customer service. Hardware for anchoring bench to the floor is not included.

Note:

Please allow extra fabric for repeat design.



STANDARD BANQUETTE COMES WITH A FLUSH PLINTH BASE ON SIDES FOR GANGING, AND RECESSED FRONT.



OPTIONAL RECESSED PLINTH BASE AVAILABLE, ON ONE OR TWO SIDES.


COLORS / FINISHES

Back Designs

Split and V-designs for the back are included in the list price.

OPTIONS

- CODE: FR - CAL 133 (TB 133) Fire Retardant
- CODE: MB -Moisture Barrier (up to 60" overall width)
- CODE: MB60 -Moisture Barrier (over 60" overall width)
- CODE: MBB -Moisture Barrier (up to 60" overall width Back-to-Back)
- CODE: MBB60 -Moisture Barrier (over 60" overall width Back-to-Back)
- CODE: 2FO - Two Fabric Option
- CODE: 3FO - Three Fabric Option
- CODE: 4FO - Four Fabric Option
- CODE: USS - Under Seat Fully Lined Storage
- CODE: CO - Clean Out (overall width up to 50")
- CODE: CO1 - Clean Out (overall width over 50")
- CODE: UFB - Unfinished Plinth Base
- CODE: RB1 - Recessed Plinth Base (1 Side only)
- CODE: RB2 - Recessed Plinth Base (2 Sides)



Note for Edge of privacy panels:

- Straight panels: available with 3MM PVC or laminate self edge. Select from any of our 3MM PVC edges in solid or wood tone, no custom colors available.
- Curved panels: will only able available with laminate self edge.
- Both straight and curved panels: when combining straight panels and curved panels, ONLY self edge is available.


SOFT SEATING	WEIGHT LIMIT
1 Seat	500 lbs.
2 Seat	1000 lbs.
3 Seat	1500 lbs.

① STANDARD DESIGN BACK



48" wide bench with Standard design and optional contrasting fabrics

② SPLIT DESIGN BACK



48" wide bench with Split design and optional contrasting fabrics

③ V-DESIGN BACK



48" wide bench with optional contrasting fabrics in V-design

Three Back Designs

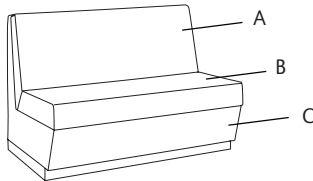
There are three back designs available for Napoli Banquettes. Please specify: Standard Back Design, Split Fabric Design or V-Back Design.

Ordering Contrasting Fabrics

Due to back design options it is necessary to include a sketch/layout with your order to specify which fabric is to be used on each area of the Banquette. Use the callouts shown to define fabric areas in your sketch. Please specify a back design, Standard, Split Fabric Design or V-Design. (V-Design is available on straight configured seating only.)

COM YARDAGE FOR NAPOLI BANQUETTE DESIGNS

Standard Back Design

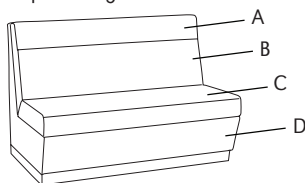


Standard Back Design

Model	Total	A - Back	B - Seat	C - Frame
360 - 48" Wide Straight	5.5 yards	1.75 yards	1.75 yards	3 yards
362 - 60" Wide Straight	7 yards	2.25 yards	2.25 yards	3.5 yards
365 - 72" Wide Straight	9 yards	2.5 yards	2.5 yards	4 yards

Please allow extra fabric for repeat design

Split Design Back

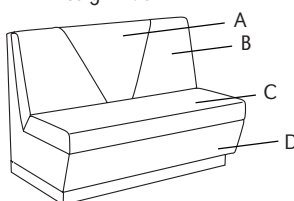


Split Design Back

Model	Total	A - Split Back	B - Split Back	C - Seat	D - Frame
360 - 48" Wide Straight	7 yards	1.5 yards	1.5 yards	1.75 yards	3 yards
362 - 60" Wide Straight	10 yards	2 yards	2.5 yards	2.25 yards	3.5 yards
365 - 72" Wide Straight	12 yards	2.5 yards	3 yards	3 yards	4 yards

Please allow extra fabric for repeat design

V-Design Back




V-Design Back*

Model	Total	A - V-Back	B - V-Back	C - Seat	D - Frame
360 - 48" Wide	6 yards	1 yard	1 yard	1.5 yards	2.5 yards
362 - 60" Wide	8.5 yards	1 yard	2 yards	2.5 yards	3 yards
365 - 72" Wide	10 yards	1 yard	2.5 yards	3 yards	3.5 yards

Please allow extra fabric for repeat design

*V-Design is available on straight configured seating only.

DIMENSIONS	48" Wide Banquette	60" Wide Banquette	72" Wide Banquette
Seat Depth:	18.5"	18.5"	18.5"
Seat Height:	18"	18"	18"
Overall Depth:	27.5"	27.5"	27.5"
Overall Width:	48"	60"	72"
Overall Height:	35"	35"	35"
Qty./Wt.:	1 ea./150 lbs.	1 ea./180 lbs.	1 ea./220 lbs.



NAPOLI STRAIGHT BANQUETTE
WITH TWO FABRIC OPTION

MODEL / DESCRIPTION / LIST PRICING



360 48" Wide Banquette COM Yardage: Total: 6.5 Yds. / Bottom Frame: 3 Yds. / Back: 1.75 Yds. / Seat: 1.75 Yds.

COM	GR1	GR2	GR3	GR4	GR5	GR6	GR7	GR8	GR9	GR10	LEA
\$2507	\$2683	\$2789	\$2900	\$3018	\$3138	\$3264	\$3393	\$3530	\$3670	\$3816	\$4512

362 60" Wide Banquette COM Yardage: Total: 8 Yds. / Bottom Frame: 3.5 Yds. / Back: 2.25 Yds. / Seat: 2.25 Yds.

COM	GR1	GR2	GR3	GR4	GR5	GR6	GR7	GR8	GR9	GR10	LEA
\$3700	\$3959	\$4117	\$4282	\$4453	\$4632	\$4816	\$5010	\$5209	\$5418	\$5635	\$6660

365 72" Wide Banquette COM Yardage: Total: 9 Yds. / Bottom Frame: 4 Yds. / Back: 2.5 Yds. / Seat: 2.5 Yds.

COM	GR1	GR2	GR3	GR4	GR5	GR6	GR7	GR8	GR9	GR10	LEA
\$4972	\$5321	\$5535	\$5756	\$5986	\$6225	\$6474	\$6734	\$7002	\$7282	\$7574	\$8952

OPTIONS

Add upcharge to list price and code to model number

FR	CAL 133 (TB 133) Fire Retardant per yard	\$101	/yd.
MB	Moisture Barrier (up to 60" overall width)	\$141	ea.
MB60	Moisture Barrier (over 60" overall width)	\$225	ea.
2FO	Two Fabric Option	\$110	
3FO	Three Fabric Option	\$166	
4FO	Four Fabric Option	\$242	

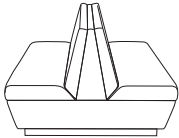
USS	Under Seat Fully Lined Storage	\$506	
CO	Clean Out (overall width up to 50")	\$281	
CO1	Clean Out (overall width over 50")	\$432	
UFB	Unfinished Plinth Base	Deduct \$80	
RB1	Recessed Base, 1 side	\$124	
RB2	Recessed Base, 2 sides	\$247	

DIMENSIONS	48" Wide B2B Banquette	60" Wide B2B Banquette	72" Wide B2B Banquette
Seat Depth:	18.5"	18.5"	18.5"
Seat Height:	18"	18"	18"
Overall Depth:	54"	54"	54"
Overall Width:	48"	60"	72"
Overall Height:	35"	35"	35"
Qty./Wt.:	1 ea./300 lbs.	1 ea./350 lbs.	1 ea./400 lbs.



NAPOLI BACK-TO-BACK BANQUETTE
WITH CLEAN OUT OPTION

MODEL / DESCRIPTION / LIST PRICING



360-B2B 48" Back-to-Back Banquette COM Yardage: Total: 11 Yds. / Bottom Frame: 3 Yds. / Back: 4 Yds. / Seat: 4 Yds.

COM	GR1	GR2	GR3	GR4	GR5	GR6	GR7	GR8	GR9	GR10	LEA
\$4762	\$5094	\$5298	\$5511	\$5730	\$5960	\$6198	\$6447	\$6703	\$6972	\$7251	\$8570

362-B2B 60" Back-to-Back Banquette COM Yardage: Total: 12.5 Yds. / Bottom Frame: 3.5 Yds. / Back: 4.5 Yds. / Seat: 4.5 Yds.

COM	GR1	GR2	GR3	GR4	GR5	GR6	GR7	GR8	GR9	GR10	LEA
\$7029	\$7522	\$7822	\$8137	\$8461	\$8799	\$9151	\$9518	\$9897	\$10294	\$10705	\$12652

365-B2B 72" Back-to-Back Banquette COM Yardage: Total: 14 Yds. / Bottom Frame: 4 Yds. / Back: 5 Yds. / Seat: 5 Yds.

COM	GR1	GR2	GR3	GR4	GR5	GR6	GR7	GR8	GR9	GR10	LEA
\$9450	\$10110	\$10515	\$10936	\$11374	\$11829	\$12302	\$12794	\$13306	\$13838	\$14393	\$17010

OPTIONS

Add upcharge to list price and code to model number

FR	CAL 133 (TB 133) Fire Retardant per yard	\$101	/yd.
MB	Moisture Barrier (up to 60" overall width)	\$141	ea.
MB60	Moisture Barrier (over 60" overall width)	\$225	ea.
MBB	Moisture Barrier - up to 60" width (Back-to-Back)	\$281	ea.
MBB60	Moisture Barrier - over 60" width (Back-to-Back)	\$449	ea.
2FO	Two Fabric Option	\$110	
3FO	Three Fabric Option	\$166	

4FO	Four Fabric Option	\$242	
USS	Under Seat Fully Lined Storage	\$506	
CO	Clean Out (overall width up to 50")	\$281	
CO1	Clean Out (overall width over 50")	\$432	
UFB	Unfinished Plinth Base	Deduct \$80	
RB1	Recessed Base, 1 side	\$124	
RB2	Recessed Base, 2 sides	\$247	

PRIVACY PANELS ONLY

DIMENSIONS	48" Wide Privacy Panel	60" Wide Privacy Panel	72" Wide Privacy Panel
Panel Depth:	1"	1"	1"
Panel Width:	48"	60"	72"
Panel Height:	48"	48"	48"

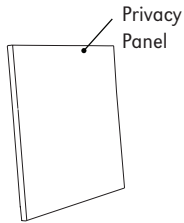


NAPOLI BANQUETTE
WITH PRIVACY PANEL



1/2" THICK ACRYLIC
PRIVACY PANELS AVAILABLE

MODEL / DESCRIPTION / LIST PRICING



360P 48" Wide Privacy Panel

COM Yardage: Total: 3 Yds. (Please allow extra fabric for repeat design.)

COM	GR1	GR2	GR3	GR4	GR5	GR6	GR7	GR8	GR9	GR10	LEA
\$1055	\$1130	\$1174	\$1222	\$1270	\$1321	\$1374	\$1428	\$1485	\$1545	\$1606	\$1898
LAMINATE			VENEER			ACRYLIC					
\$1034			\$2033			CALL					

362P 60" Wide Privacy Panel

COM Yardage: Total: 4 Yds. (Please allow extra fabric for repeat design.)

COM	GR1	GR2	GR3	GR4	GR5	GR6	GR7	GR8	GR9	GR10	LEA
\$1392	\$1490	\$1549	\$1611	\$1675	\$1742	\$1810	\$1885	\$1959	\$2038	\$2119	\$2506
LAMINATE			VENEER			ACRYLIC					
\$1352			\$2616			CALL					

365P 72" Wide Privacy Panel

COM Yardage: Total: 5 Yds. (Please allow extra fabric for repeat design.)

COM	GR1	GR2	GR3	GR4	GR5	GR6	GR7	GR8	GR9	GR10	LEA
\$1704	\$1823	\$1896	\$1973	\$2051	\$2133	\$2219	\$2308	\$2400	\$2495	\$2594	\$3068
LAMINATE			VENEER			ACRYLIC					
\$1644			\$3071			CALL					

Note for Edge of privacy panels:

- Straight panels: available with 3MM PVC or laminate self edge.
Select from any of our 3MM PVC edges in solid or wood tone, no custom colors.
- Curved panels: will only able available with laminate self edge.
- Both straight and curved panels: when combining straights and curved, ONLY self edge is available.

NAPOLI

Napoli tables have a classic design offered in two styles of X-base and T-base, and also offers a floor mount option. Napoli has an affordable price point and works great in casual café areas.



NAPOLI SQUARE



NAPOLI RECTANGLE

ORDERING INFORMATION

- | | |
|----------------------------|-------------------------------|
| 1) Series Name | 6) Laminate Selection and No. |
| 2) Model Number | 7) Edge Style Code and Color |
| 3) Size | 8) Wood Species |
| 4) Quantity | 9) Wood Stain Color |
| 5) Powder Coat Base Finish | 10) Optional Items |

NAPOLI SPECIFICATIONS

Napoli Base

- Table Height** Table height is 29" to 30" depending on table top specified. Bar Height table is 42".
- Column** 3" round 14 gauge steel tubing welded to base and top plate.
- Base** The Napoli Base has a 22", 26", 32" or 38" X-base spread or 22" T-legs made of formed steel.
- Floor Mount** The Floor Mounted Base is made of 6" base spread diameter cast iron, with an 8" steel cover. Optional cover locking screw available.
- Plate** 10" x 10" square • 12" X 12" square
14" X 14" square • 24" x 24" square
- Glides** Adjustable zinc rubber cushion glides
- Assembly** Base mounts to top with 1/4"- 20 machine screws into metal inserts - NO WOOD SCREWS ARE USED.

FINISHES

Table Bases and Legs

Finished in standard powder coat colors.

Laminate/Veneer Selections


ERG offers over 1000 standard laminate choices from Nevamar, Wilsonart, Formica and Pionite. Wood veneer is available in transparent stain colors - custom stain matching available.

Special Edge Note

Square tables using PVC T-MOLD edge will have a 2" radius on all corners. When ganging or butting tables together, ERG recommends using 3MM flat edge or flat wood edge.

OPTIONS

- CODE: STH - Special Table Height, for any table height other than 29" or Bar Height
- CODE: RP - Painted Foot Ring for Bar Height
- CODE: LCS - Locking Cover Screw for floor mount
- CODE: GD - Ganging
- CODE: ULW - Ultra Lightweight Top
- CODE: RAD - 3" Radius Corners for 3MM Edge



NAPOLI FOOT DETAIL
BLACK TEXTURE FINISH

MODEL / DESCRIPTION / LIST PRICING

NAPOLI | CAFÉ | ROUND



Model Number	Table Top Size	Shpg. Wght.	Base Spread	LAMINATE TOP ASSORTED EDGES								VENEER TOP	
				GRP 1	GRP 2	GRP 3	GRP 4	GRP 5	GRP 6	GRP 7	GRP 8	GRP 9	
NP24D	24" Dia.	38	22" - X	\$495	\$508	\$588	\$659	\$798	\$916	\$1055	\$1360	\$1486	
NP30D	30" Dia.	55	22" - X	\$542	\$558	\$666	\$759	\$944	\$1099	\$1285	\$1553	\$1630	
NP36D	36" Dia.	88	30" - X	\$681	\$699	\$830	\$941	\$1167	\$1354	\$1578	\$1930	\$2045	
NP42D	42" Dia.	100	36" - X	\$933	\$957	\$1128	\$1272	\$1565	\$1809	\$2100	\$2617	\$2801	
NP48D	48" Dia.	110	36" - X	\$1036	\$1064	\$1270	\$1448	\$1802	\$2097	\$2451	\$2961	\$3111	

NAPOLI | CAFÉ | SQUARE



Model Number	Table Top Size	Shpg. Wght.	Base Spread	LAMINATE TOP ASSORTED EDGES								VENEER TOP	
				GRP 1	GRP 2	GRP 3	GRP 4	GRP 5	GRP 6	GRP 7	GRP 8	GRP 9	
NP24S	24" Sq.	48	22" - X	\$493	\$505	\$590	\$663	\$807	\$929	\$1073	\$1364	\$1479	
NP2430S	24x30 Sq.	53	22" - X	\$534	\$549	\$647	\$731	\$900	\$1042	\$1214	\$1501	\$1602	
NP30S	30" Sq.	69	22" - X	\$531	\$551	\$657	\$749	\$934	\$1089	\$1272	\$1529	\$1598	
NP36S	36" Sq.	111	30" - X	\$691	\$710	\$846	\$960	\$1193	\$1384	\$1617	\$1966	\$2078	
NP42S	42" Sq.	125	36" - X	\$942	\$969	\$1137	\$1285	\$1577	\$1820	\$2114	\$2642	\$2832	

NAPOLI | CAFÉ | RECTANGLE



Model Number	Table Top Size	Shpg. Wght.	Base Spread	LAMINATE TOP ASSORTED EDGES								VENEER TOP	
				GRP 1	GRP 2	GRP 3	GRP 4	GRP 5	GRP 6	GRP 7	GRP 8	GRP 9	
NP2448	24x48 Sq.	70	22"x30" - X	\$867	\$888	\$1023	\$1141	\$1374	\$1568	\$1802	\$2361	\$2602	
NP2460	24x60 Sq.	79	2-22" - T	\$911	\$933	\$1084	\$1215	\$1472	\$1689	\$1950	\$2506	\$2734	
NP2472	24x72 Sq.	90	2-22" - T	\$950	\$973	\$1140	\$1282	\$1564	\$1801	\$2085	\$2639	\$2852	
NP3048	30x48 Sq.	79	2-22" - T	\$907	\$929	\$1078	\$1205	\$1466	\$1681	\$1937	\$2493	\$2722	
NP3060	30x60 Sq.	90	2-22" - T	\$967	\$993	\$1163	\$1310	\$1604	\$1850	\$2142	\$2697	\$2907	
NP3072	30x72 Sq.	102	2-22" - T	\$1020	\$1047	\$1237	\$1399	\$1724	\$1994	\$2318	\$2872	\$3061	

NAPOLI | BAR HEIGHT



Model Number	Table Top Size	Shpg. Wght.	Base Spread	LAMINATE TOP ASSORTED EDGES								VENEER TOP	
				GRP 1	GRP 2	GRP 3	GRP 4	GRP 5	GRP 6	GRP 7	GRP 8	GRP 9	
NPH24D	24" Dia.	63	22" - X	\$699	\$711	\$794	\$864	\$1003	\$1120	\$1262	\$1810	\$2095	
NPH30D	30" Dia.	73	30" - X	\$746	\$762	\$870	\$962	\$1149	\$1303	\$1487	\$2000	\$2239	
NPH36D	36" Dia.	86	36" - X	\$860	\$876	\$1008	\$1119	\$1345	\$1532	\$1756	\$2320	\$2574	

Note: Other bar height sizes available. Call for pricing.

OPTIONS

Add upcharge to list price and code to model number

STH	Special Table Height, other than 29" or bar height	\$169	per base
RP	Painted Footring for Bar Height	\$124	
GD	Ganging per table	\$107	

ULW	Ultra Lightweight Top	\$213	
RAD	3" Radius Corners for 3MM Edge	\$225	per table



NEWPORT TABLE OF CONTENTS

Newport Lounge.....	2
Newport Privacy Panels	6
Newport Bench	8
Newport Occasional.....	10


Newport Modular
Available in 4 widths
36", 48", 60" and 72"

NEWPORT COLLECTION

The Newport Series offers the utmost in seating comfort. Seats and backs can be upholstered with matching fabrics, or choose a two tone or vinyl and fabric combination to match any color scheme. Frame available in choice of powder coat finish colors.



NEWPORT STRAIGHT 60" LOUNGE



NEWPORT LOUNGE
WITH OPTIONAL PRIVACY PANEL

ORDERING INFORMATION

- | | |
|----------------------------|----------------------------------|
| 1) Series Name | 6) Panel Laminate/Edge Selection |
| 2) Model Number | 7) Floor Mount |
| 3) Quantity | 8) Electrical |
| 4) Fabric Grade and Number | 9) Optional Items |
| 5) Color Finish For Legs | |

NEWPORT LOUNGE SPECIFICATIONS

Frame Construction

Frame assembly is constructed of multi-ply hardwood, with tongue and groove construction integrated with a fully welded 14-gauge square tubular steel inner frame. All foam is fully bonded to frame. Seat cushions are 4" graded high resiliency (H.R.) block foam with back 2" (H.R.) foam, covered entirely with special bonded polyester fiber to protect final upholstery. No sag-springs are installed in the back along with interlocking helicoil springs to prevent sagging and provide additional lower back support.

Upholstery

Seat and back are covered in choice of fabric, vinyl, crypton, leather or COM. ERG uses only water based glues and adhesives in our upholstery process.

Sled Base

Rectangular legs are constructed of fully-welded 2" x 0.50" solid steel and solid steel crossbar.

Privacy Panel

Straight privacy panels are available in upholstery, laminate, veneer or acrylic. Curved privacy panels are available in upholstery or acrylic.

Note:

Please allow extra fabric for repeat design.

SOFT SEATING	WEIGHT LIMIT
1 Seat	500 lbs.
2 Seat	1000 lbs.
3 Seat	1500 lbs.

COLORS / FINISHES

Metal Sled Base

Available in standard powder coat finishes.

OPTIONS


- CODE: FR - CAL 133 (TB 133) Fire Retardant
- CODE: MB -Moisture Barrier (up to 60" overall width)
- CODE: MB60 -Moisture Barrier (over 60" overall width)
- CODE: MBB -Moisture Barrier (up to 60" overall width Back-to-Back)
- CODE: MBB60 -Moisture Barrier (over 60" overall width Back-to-Back)
- CODE: 2FO - Two Fabric Option
- CODE: GD2 - Flat Ganging Device for Soft Seating
- CODE: NP36, NP48, NP60, NP72 - Laminate power panel (also available in Back to Back)

Note: Factory installed power/data available, see accessories online under the 'Products' tab. Does not include power unit.

Note for Edge of privacy panels:

- Straight panels: available with 3MM PVC or laminate self edge. Select from any of our 3MM PVC edges in solid or wood tone, no custom colors available.
- Curved panels: will only able available with laminate self edge.
- Both straight and curved panels: when combining straights and curved, ONLY self edge is available.


OPTIONS



Privacy Panels



Two Fabrics




Power / Data Panel

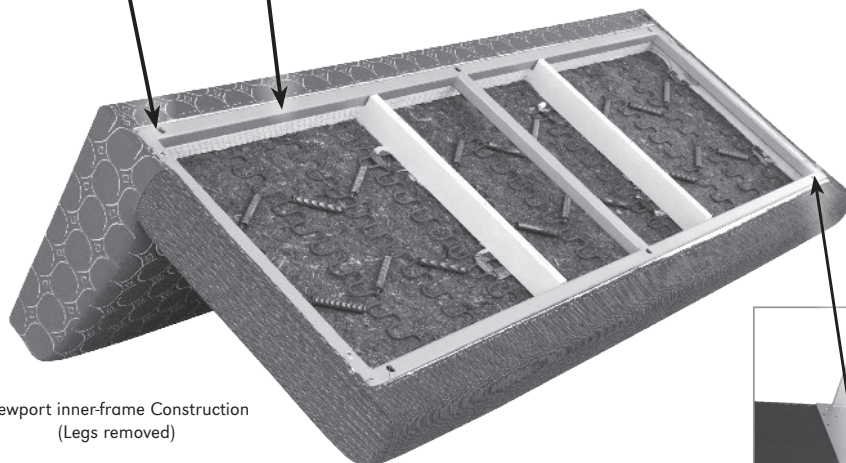
Note: Factory installed power/data available, see accessories online under the 'Products' tab.



FEATURES



Newport features a fully welded, 14-gauge square tubular steel inner frame and steel inserts for leg screws.




Newport inner-frame Construction
(Legs removed)




Fully welded legs with
cross-over support

DIMENSIONS	Straight Unit	Back to Back Unit
Seat Depth:	18"	18"
Seat Height:	18"	18"
Overall Depth:	24"	48"
Overall Width:	36, 48, 60, 72"	36, 48, 60, 72"
Overall Height:	31"	31"
Qty./Wt.:	1 ea./89 lbs.	1 ea./89 lbs.


STRAIGHT




Model 4020
36" Straight Unit



Model 4022
48" Straight Unit

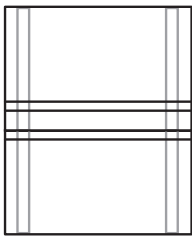


Model 4024
60" Straight Unit

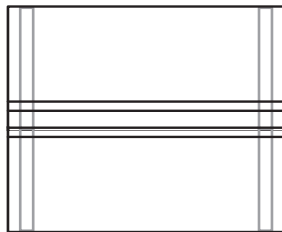


Model 4026
72" Straight Unit


BACK-TO-BACK



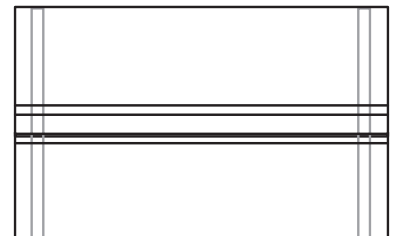
4020-BB
36" Straight Unit



Model 4022-BB
48" Straight Unit



4024-BB
60" Straight Unit




4026-BB
72" Straight Unit

CAD Design and Engineering services per your specifications are available to customers requesting this service. Please provide exact room dimensions, desired configuration and seating requirements and fax your order to ERG Customer Service: 1-805-981-9878 or call toll free: 1-800-446-1186.



NEWPORT STRAIGHT 36" UNIT

MODEL / DESCRIPTION / LIST PRICING



4020 36" Straight Unit COM Yardage: Total: 3 Yds. / Back: 1.5 Yds. / Seat: 1.5 Yds.

COM	GR1	GR2	GR3	GR4	GR5	GR6	GR7	GR8	GR9	GR10	LEA
\$2644	\$2828	\$2940	\$3058	\$3181	\$3308	\$3441	\$3578	\$3722	\$3870	\$4026	\$4758

4022 48" Straight Unit COM Yardage: Total: 4 Yds. / Back: 2 Yds. / Seat: 2 Yds.

COM	GR1	GR2	GR3	GR4	GR5	GR6	GR7	GR8	GR9	GR10	LEA
\$3021	\$3232	\$3361	\$3496	\$3635	\$3782	\$3934	\$4089	\$4254	\$4423	\$4600	\$5436

4024 60" Straight Unit COM Yardage: Total: 5 Yds. / Back: 2.5 Yds. / Seat: 2.5 Yds.

COM	GR1	GR2	GR3	GR4	GR5	GR6	GR7	GR8	GR9	GR10	LEA
\$3523	\$3771	\$3921	\$4077	\$4242	\$4411	\$4587	\$4770	\$4962	\$5161	\$5367	\$6343

4026 72" Straight Unit COM Yardage: Total: 6 Yds. / Back: 3 Yds. / Seat: 3 Yds.

COM	GR1	GR2	GR3	GR4	GR5	GR6	GR7	GR8	GR9	GR10	LEA
\$4532	\$4848	\$5042	\$5244	\$5454	\$5672	\$5899	\$6134	\$6379	\$6635	\$6901	\$8156

OPTIONS

Add upcharge to list price and code to model number

FR	CAL 133 (TB 133) Fire Retardant per yard	\$101	/yd.
MB	Moisture Barrier (up to 60" overall width)	\$141	ea.
MB60	Moisture Barrier (over 60" overall width)	\$225	ea.
2FO	Two Fabric Option	\$110	
GD2	Flat Ganging Device for Soft Seating	\$58	

NP36	Laminate power panel 36"	\$470	
NP48	Laminate power panel 48"	\$494	
NP60	Laminate power panel 60"	\$798	
NP72	Laminate power panel 72"	\$938	

PRIVACY PANELS ONLY

DIMENSIONS	36" Panel	48" Panel	60" Panel	72" Panel
Panel Depth:	1"	1"	1"	1"
Panel Width:	36"	48"	60"	72"
Overall Height:	42"	42"	42"	42"

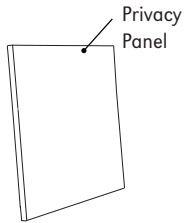


NEWPORT BANQUETTE
WITH PRIVACY PANEL



1/2" THICK ACRYLIC
PRIVACY PANELS AVAILABLE

MODEL / DESCRIPTION / LIST PRICING



359P 36" Wide Privacy Panel COM Yardage: Total: 2.5 Yds. (Please allow extra fabric for repeat design.)

COM	GR1	GR2	GR3	GR4	GR5	GR6	GR7	GR8	GR9	GR10	LEA
\$728	\$779	\$810	\$842	\$876	\$912	\$948	\$985	\$1025	\$1066	\$1109	\$1310

361P 48" Wide Privacy Panel COM Yardage: Total: 3 Yds. (Please allow extra fabric for repeat design.)

COM	GR1	GR2	GR3	GR4	GR5	GR6	GR7	GR8	GR9	GR10	LEA
\$971	\$1039	\$1080	\$1123	\$1169	\$1215	\$1264	\$1313	\$1365	\$1420	\$1478	\$1748

363P 60" Wide Privacy Panel COM Yardage: Total: 4 Yds. (Please allow extra fabric for repeat design.)

COM	GR1	GR2	GR3	GR4	GR5	GR6	GR7	GR8	GR9	GR10	LEA
\$1280	\$1371	\$1425	\$1482	\$1540	\$1603	\$1666	\$1733	\$1802	\$1874	\$1950	\$2304

364P 72" Wide Privacy Panel COM Yardage: Total: 5 Yds. (Please allow extra fabric for repeat design.)

COM	GR1	GR2	GR3	GR4	GR5	GR6	GR7	GR8	GR9	GR10	LEA
\$1704	\$1823	\$1896	\$1973	\$2051	\$2133	\$2219	\$2308	\$2400	\$2495	\$2594	\$3068

Note: For acrylic or other panel materials, please call for a quote



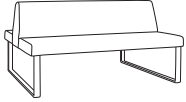
Note for Edge of privacy panels:

- Straight panels: available with 3MM PVC or laminate self edge. Select from any of our 3MM PVC edges in solid or wood tone, no custom colors available.
- Curved panels: will only be available with laminate self edge.
- Both straight and curved panels: when combining straights and curved, ONLY self edge is available.



NEWPORT STRAIGHT 60" BACK-TO-BACK UNIT

MODEL / DESCRIPTION / LIST PRICING



4020-BB 36" Straight Unit -Back-to-Back

COM Yardage: Total: 6 Yds. / Back: 3 Yds. / Seat: 3 Yds.

COM	GR1	GR2	GR3	GR4	GR5	GR6	GR7	GR8	GR9	GR10	LEA
\$5023	\$5373	\$5589	\$5812	\$6045	\$6286	\$6538	\$6799	\$7072	\$7354	\$7648	\$9041

4022-BB 48" Straight Unit Back-to-Back

COM Yardage: Total: 8 Yds. / Back: 4 Yds. / Seat: 4 Yds.

COM	GR1	GR2	GR3	GR4	GR5	GR6	GR7	GR8	GR9	GR10	LEA
\$5740	\$6142	\$6387	\$6642	\$6907	\$7185	\$7471	\$7769	\$8080	\$8404	\$8740	\$10329

4024-BB 60" Straight Unit - Back-to-Back

COM Yardage: Total: 10 Yds. / Back: 5 Yds. / Seat: 5 Yds.

COM	GR1	GR2	GR3	GR4	GR5	GR6	GR7	GR8	GR9	GR10	LEA
\$6696	\$7163	\$7451	\$7750	\$8058	\$8382	\$8716	\$9064	\$9428	\$9804	\$10196	\$12051

4026-BB 72" Straight Unit - Back-to-Back

COM Yardage: Total: 12 Yds. / Back: 6 Yds. / Seat: 6 Yds.

COM	GR1	GR2	GR3	GR4	GR5	GR6	GR7	GR8	GR9	GR10	LEA
\$8609	\$9211	\$9580	\$9963	\$10360	\$10776	\$11205	\$11655	\$12121	\$12606	\$13111	\$15494

Note: To order Back to Back banquettes with privacy panel, the order will consist of two single straight units and privacy panel. The overall depth of these combined units with panel is 55".



OPTIONS

Add upcharge to list price and code to model number


FR	CAL 133 (TB 133) Fire Retardant per yard	\$101	/yd.
MBB	Moisture Barrier - up to 60" width (Back-to-Back)	\$281	ea.
MBB60	Moisture Barrier - over 60" width (Back-to-Back)	\$449	ea.
2FO	Two Fabric Option	\$110	
GD2	Flat Ganging Device for Soft Seating	\$58	

NP36	Laminate power panel 36" Back-to-Back	\$894	
NP48	Laminate power panel 48" Back-to-Back	\$938	
NP60	Laminate power panel 60" Back-to-Back	\$1517	
NP72	Laminate power panel 72" Back-to-Back	\$1781	


NEWPORT BENCH

The Newport Series offers the utmost in seating comfort. Seats can be upholstered to match any color scheme. Frame available in choice of powder coat finish colors.

Newport Bench
Available in 3 widths
48", 60" and 72"



TWO SEAT BENCH



FOUR SEAT BENCH

ORDERING INFORMATION

- | | |
|-----------------|----------------------------|
| 1) Series Name | 4) Fabric Grade and Number |
| 2) Model Number | 5) Color finish for legs |
| 3) Quantity | 6) Optional Items |

COLORS / FINISHES

Legs

Available in standard powder coat finishes.

NEWPORT BENCH SPECIFICATIONS

Frame Construction

Frame assembly is constructed of multi-ply hardwood, with tongue and groove construction integrated with a fully welded 14-gauge square tubular steel inner frame. All foam is fully bonded to frame. Seat cushions are 4" graded high resiliency (H.R.) block foam, covered entirely with special bonded polyester fiber to protect final upholstery.

Upholstery


Seat is covered in choice of fabric, vinyl, crypton, leather or COM. ERG uses only water based glues and adhesives in our upholstery process.

Sled Base

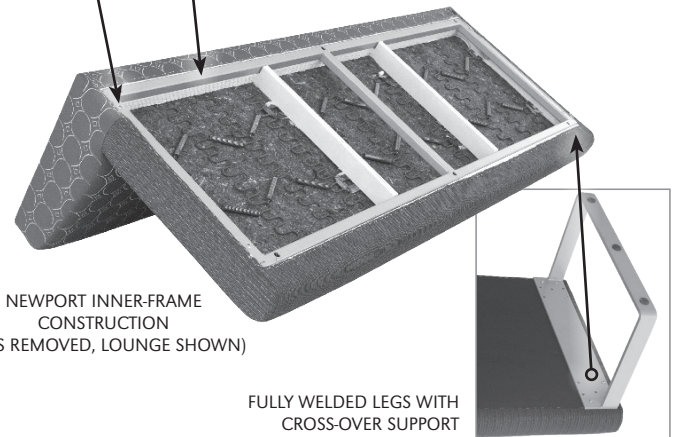
Rectangular legs are constructed of fully-welded 2" x 0.50" solid steel and solid steel crossbar.

OPTIONS

- CODE: FR - CAL 133 (TB 133) Fire Retardant
- CODE: MB -Moisture Barrier (up to 60" overall width)
- CODE: GD2 - Flat Ganging Device for Soft Seating
- CODE: SBH - Special Height



NEWPORT FEATURES A FULLY WELDED, 14-GAUGE SQUARE TUBULAR STEEL INNER FRAME AND STEEL INSERTS FOR LEG SCREWS



NEWPORT INNER-FRAME CONSTRUCTION (LEGS REMOVED, LOUNGE SHOWN)

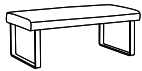
FULLY WELDED LEGS WITH CROSS-OVER SUPPORT

DIMENSIONS	Two Seat	Three Seat	Four Seat
Seat Height:	18"	18"	18"
Overall Width:	48"	60"	72"
Overall Depth:	18"	18"	18"
Qty./Wt.:	1 ea./70 lbs.	1 ea./110 lbs.	1 ea./130 lbs.



TWO SEAT BENCH

MODEL / DESCRIPTION / LIST PRICING



4021 Two Seat Bench 48"

COM Yardage: 2 Yds.

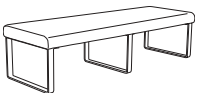
COM	GR1	GR2	GR3	GR4	GR5	GR6	GR7	GR8	GR9	GR10	LEA
\$2047	\$2191	\$2278	\$2369	\$2465	\$2562	\$2665	\$2773	\$2881	\$2998	\$3117	\$3682



4023 Three Seat Bench 60"

COM Yardage: 2.5 Yds.

COM	GR1	GR2	GR3	GR4	GR5	GR6	GR7	GR8	GR9	GR10	LEA
\$2559	\$2738	\$2846	\$2962	\$3078	\$3203	\$3331	\$3464	\$3602	\$3746	\$3897	\$4607



4025 Four Seat Bench 72"

COM Yardage: 3 Yds.

COM	GR1	GR2	GR3	GR4	GR5	GR6	GR7	GR8	GR9	GR10	LEA
\$3215	\$3441	\$3578	\$3720	\$3869	\$4025	\$4184	\$4352	\$4526	\$4706	\$4896	\$5787

OPTIONS

Add upcharge to list price and code to model number

FR	CAL 133 (TB 133) Fire Retardant - per yd.	\$101	/yd.
MB	Moisture Barrier (up to 60" overall width)	\$141	ea.

GD2	Flat Ganging Device for Soft Seating	\$58	
SBH	Special Height - per unit	\$332	

NEWPORT OCCASIONAL TABLE

The Newport Occasional Table is high pressure laminate or solid surface top on a welded solid steel frame. Coordinates with Newport Lounge Series.



NEWPORT ROUND COFFEE TABLE



NEWPORT ROUND END TABLE

ORDERING INFORMATION

- | | |
|-----------------|--------------------------------|
| 1) Series Name | 5) Laminate / Veneer Selection |
| 2) Model Number | 6) Edge Selection |
| 3) Quantity | 7) Optional Items |
| 4) Frame finish | |

NEWPORT SPECIFICATIONS

Table

Table top is CARB Phase I & Phase II Compliant. Laminate, wood veneer and phenolic backing are glued with water based adhesives.

Table Tops

ERG offers over 1000 standard laminate choices from Nevamar, Wilsonart, Formica and Pionite. Wood veneer in transparent stain colors and custom stain matching are also available. Solid Surface, 3Form Chroma and stone table tops will be quoted upon request.

Frame

The Newport features a welded 0.5" x 2" solid steel frame. Frames are sandblasted prior to final powder coating in your choice of standard powder coat colors.







NEWPORT RECTANGULAR COFFEE TABLE



NEWPORT RECTANGULAR COFFEE TABLE

MODEL / DESCRIPTION / LIST PRICING

NEWPORT OCCASIONAL TABLES

	Model Number	Model Description	Table Top Size	Table Height	Table Shape	Shpg. Weight	LAMINATE TOP EDGE 2B OR 3A	WOOD VENEER EDGE 8G
	NEW24D	Occasional	24" dia.	17"	round	40 lbs.	\$1293	\$1862
	NEW28D	Occasional	28" dia.	17"	round	50 lbs.	\$1560	\$2247
	NEW24DT	Occasional	24" dia.	22"	round	40 lbs.	\$1421	\$2047
	NEW20S	Occasional	20" x 20"	17"	square	45 lbs.	\$1382	\$1990
	NEW24S	Occasional	24" x 24"	17"	square	60 lbs.	\$1649	\$2375
	NEW28S	Occasional	28" x 28"	17"	square	60 lbs.	\$1778	\$2559
	NEW20ST	Occasional	20" x 20"	22"	square	80 lbs.	\$1521	\$2189
	NEW24ST	Occasional	24" x 24"	22"	square	90 lbs.	\$1815	\$2612
	NEW36D	Occasional	36" dia.	17"	round	60 lbs.	\$1816	\$2614
	NEW42D	Occasional	42" dia.	17"	round	60 lbs.	\$1942	\$2798
	NEW2448	Occasional	24" x 48"	17"	rectangular	45 lbs.	\$2197	\$3164
	NEW2460	Occasional	24" x 60"	17"	rectangular	60 lbs.	\$2388	\$3440



OJAI TABLE OF CONTENTS

Ojai Lounge	2
Ojai Bench	8
Ojai Occasional	10

OJAI MODULAR PLATFORM SEATING

Ojai Modular Platform seating is a versatile collection of modular seats and benches with online tables.



OJAI LOUNGE WITH OPTIONAL ARM CAPS



OJAI OTTOMAN



OJAI ONE SEAT LOUNGE WITH LEFT HAND ARM AND ONLINE TABLE

ORDERING INFORMATION

To Order Please Specify:

- | | |
|----------------------------|---|
| 1) Series Name | 5) Wood Stain Selection for On-Line Table |
| 2) Model Number | 6) Fabric Grade & Number |
| 3) Quantity | 7) Optional Items |
| 4) Wood Stain Finish Color | |

OJAI GENERAL SPECIFICATIONS

Upholstery

Seat and back are covered in choice of fabric, vinyl, crypton, leather or COM. ERG uses only water based glues and adhesives in our upholstery process. Contrasting fabrics are available.

Frame Construction

Frame assembly is constructed of multi-ply hardwood, with tongue and groove construction. All foam is fully bonded to frame. Seat cushions are 4" graded high resiliency (H.R.) block foam, covered entirely with special bonded polyester fiber to protect final upholstery. No sag-springs are installed in seat & back along with interlocking helicoil springs to prevent sagging and provide additional lower back and seat support.

Platform

Wooden platform is solid maple that is finished in transparent wood stain colors. All stains, sealers and lacquers used by ERG are water based and 100% environmentally friendly.

Online Table

The online table, with or without the optional inset storage shelf and magazine rack, will be finished on all sides in laminate or optional veneer to coordinate with your choice of standard stain colors for the wood platform base.

Power / Data

Units are available with power/data receptacles, please consult with your network administrator and ERG Customer Service.

Note:

- Tablet orders of 5 or less - choice of 4 standard laminate colors: Wilsonart Black 1595-60, Wilsonart Montana Walnut 7110K-78, Formica Brite White 459-58, or Nevamar Silver Alu Metalx MXT003
- Tablet orders of 6 or more - any choice standard laminate colors.

COLORS / FINISHES

Wood Stain Finish Colors:

ERG offers transparent wood stain color choices for Ojai frames, base, legs, inset storage units and armcaps. Please refer to Colors & Finishes brochure for color representation.

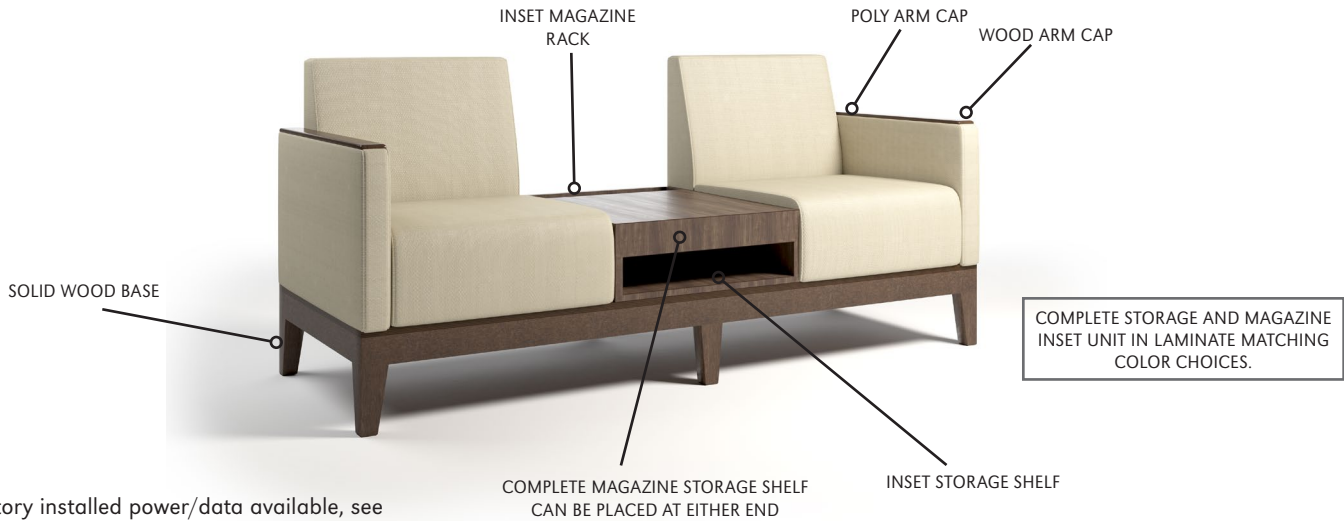
Note: On-Line Tables receiving stain will color match the wood frame unless specified otherwise.

OPTIONS

- CODE: IMS - Inset Magazine and Storage Unit
- CODE: FR - CAL 133 (TB 133) Fire Retardant
- CODE: MB - Moisture Barrier (up to 60" overall width)
- CODE: MB60 - Moisture Barrier (over 60" overall width)
- CODE: 2FO - Two Fabric Option
- CODE: 3FO - Three Fabric Option
- CODE: PAC - Polyurethane Arm Caps
- CODE: WAC - Wood Arm Caps
- CODE: UFI - Upholstered Front, On-line Table
- CODE: LTI - On-Line Table Full Veneer (sides & top)
- CODE: TAB-(_) - Non-Removable Swivel Tablet (laminate shape A, B or C left or right arm)
- CODE: TABR1-(_) - Removable Swivel Tablet (laminate shape A, B or C specify left or right arm)
- CODE: TABR2-(_) - Removable Swivel Tablet (laminate shape A, B or C with opening for tablet on both arms)
- CODE: SST - Solid Surface Tablet Arm (add to Tablet option)
- CODE: GD2 - Flat Ganging Device for Soft Seating
- CODE: CO - Clean Out (overall width up to 50")
- CODE: CO1 - Clean Out (overall width over 50")
- CODE: LAM5 - Non-standard laminate for 5 or less tablets see options for upcharge
- CODE: SS5 - Non-standard Solid Surface top for 5 or less tablets

Note: Factory installed power/data available, see accessories online under the 'Products' tab

THE OJAI LOUNGE COLLECTION



Note: Factory installed power/data available, see accessories online under the 'Products' tab.

MAKE YOUR OWN!

Additional Ojai Lounge configurations are possible by ganging units together as pictured below...



#3097
TWO SEAT LOUNGE

#3096
TWO SEAT LOUNGE



#3097
TWO SEAT LOUNGE

#3092 2 SEAT LOUNGE
W/ON-LINE END TABLE




#3018
2 SEAT BENCH

#3098 2 SEAT BENCH
W/ON-LINE END TABLE

OPTIONS




TABLET RECEPTACLE




SWIVEL TABLET ARM



WOOD ARM CAP



POWER / DATA




STORAGE SHELF



INSET MAGAZINE RACK



UPHOLSTERED TABLE



CLEAN OUT

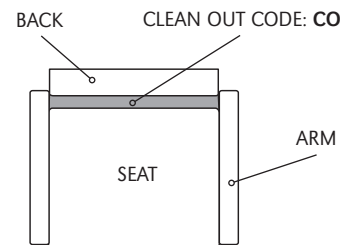


Diagram Specifies A Clean Out
Use CO for overall widths up to 50"
and CO1 for overall widths over 50"



OJAI BARIATRIC CHAIR

NOTE: Left or Right Arm is determined when seated on product.
Arms are factory installed.

DIMENSIONS	Arm Chair	Bariatric Chair	One Seat w/ On-Line Table	Ottoman
Seat Width:	22"	26"	22"	18"
Seat Depth:	20"	20"	20"	18"
Seat Height:	18"	18"	18"	18"
Table Height:	-	-	16"	-
Arm Height:	25.5"	25.5"	25.5"	-
Back Height:	32.5"	32.5"	32.5"	-
Overall Width:	28"	32"	50"	18"
Overall Depth:	27"	27"	27"	18"
Qty./Wt.:	1 ea./75 lbs.	1 ea./95 lbs.	1 ea./110 lbs.	1 ea./25 lbs.

MODEL / DESCRIPTION / LIST PRICING

MODEL	DESCRIPTION	COM	GR1	GR2	GR3	GR4	GR5	GR6	GR7	GR8	GR9	GR10	LEA
3011	Arm Chair	COM Yardage: 5.75 Yds. / Back: 2 Yds / Seat: 1.25 Yds / Arms: 2.5 Yds											
		\$2097	\$2242	\$2332	\$2425	\$2523	\$2623	\$2728	\$2838	\$2950	\$3068	\$3192	\$3773
3089	Bariatric Chair	COM Yardage: 6 Yds. / Back: 2 Yds / Seat: 1.5 Yds / Arms: 2.5 Yds											
		\$2242	\$2399	\$2494	\$2595	\$2699	\$2806	\$2918	\$3035	\$3156	\$3283	\$3414	\$4035
3090	One-Seat Lounge w/ Left Hand Arm and On-Line Table	COM Yardage: 4.75 Yds. / Back: 2 Yds / Seat: 1.25 Yds / Arms: 1.5 Yds											
		\$3144	\$3364	\$3499	\$3640	\$3785	\$3935	\$4092	\$4257	\$4427	\$4603	\$4789	\$5660
3091	One-Seat Lounge w/ Right Hand Arm and On-Line Table	COM Yardage: 4.75 Yds. Back: 2 Yds / Seat: 1.25 Yds / Arms: 1.5 Yds											
		\$3144	\$3364	\$3499	\$3640	\$3785	\$3935	\$4092	\$4257	\$4427	\$4603	\$4789	\$5660
3088	Ottoman	COM Yardage: 1.5 Yds. / Seat: 1.5 Yds											
		\$1344	\$1437	\$1494	\$1554	\$1616	\$1681	\$1748	\$1818	\$1891	\$1967	\$2046	\$2418

TABLET SHAPES

Three Tablet Shapes::

Choose from the three shapes shown and specify; A, B or C and left or right (outside tablet) when ordering.

Example: TABF-(A) Left - this would be a fixed shape A tablet on the left side (when seated).

Laminate Top:

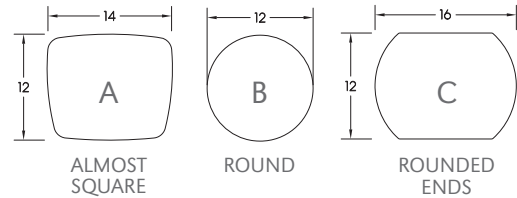
Tablet orders of 5 or less have 4 standard laminate colors:

- Wilsonart Black 1595-60
- Wilsonart Montana Walnut 7110K-78
- Formica Brite White 459-58
- Nevamar Silver Alu Metalx MXT003

Solid Surface Top:

Tablet orders of 5 or less have 4 standard Corian colors:

- Bone
- Bronzite
- Glacier White
- Silver Grey



OPTIONS

Add upcharge to list price and code to model number


FR	CAL 133 (TB 133) Fire Retardant per yard	\$101	/yd.	GD2	Flat Ganging Device for Soft Seating	\$58	
MB	Moisture Barrier (up to 60" overall width)	\$141	ea.	TAB(-)	Swivel Tablet (specify A, B or C, left or right arm)	\$444	
MB60	Moisture Barrier (over 60" overall width)	\$225	ea.	TABR1(-)	Removable Tablet (specify A, B or C, left or right arm)	\$528	
2FO	Two Fabric Option	\$110		TABR2(-)	Removable Tablet (specify A, B or C both arm openings)	\$640	
3FO	Three Fabric Option	\$166		SST	Solid Surface Tablet Arm - add to tablet option	\$141	
WAC	Wood Arm Cap	\$100	ea.	CO	Clean Out (overall width up to 50")	\$281	
PAC	Poly Arm Cap - Standard Black/Charcoal	\$77	ea.	CO1	Clean Out (overall width over 50")	\$432	
IMS	Complete Storage and Magazine Inset	\$540		LAM5	Non-standard laminate (5 tablets or less)	\$281	ea. tablet
UFI	Upholstered Front - On-Line Table	\$107		SS5	Non-standard Solid Surface (5 tablets or less)		Call For Quote
LTI	On-Line Table Full Veneer (sides & top)	\$281					

DIMENSIONS	2 Seat w/ Outside Arms	2 Seat w/ Single Arm	2 Seat w/ Online Table
Seat Width:	22"	22"	22"
Seat Depth:	20"	20"	20"
Seat Height:	18"	18"	18"
Table Height:	-	-	16"
Arm Height:	25.5"	25.5"	25.5"
Back Height:	32.5"	32.5"	32.5"
Overall Width:	50"	47"	72"
Overall Depth:	27"	27"	27"
Qty./Wt.:	1 ea./110 lbs.	1 ea./110 lbs.	1 ea./135 lbs.



OJAI TWO SEAT LOUNGE WITH OUTSIDE ARMS


MODEL / DESCRIPTION / LIST PRICING



3012 Two Seat Lounge with Outside Arms

COM Yardage: 9 Yds. / Back: 4 Yds / Seat: 2.5 Yds / Arms: 2.5 Yds


COM	GR1	GR2	GR3	GR4	GR5	GR6	GR7	GR8	GR9	GR10	LEA
\$3187	\$3409	\$3546	\$3688	\$3836	\$3987	\$4148	\$4314	\$4488	\$4666	\$4852	\$5736



3096 Two Seat Lounge with Left Hand Arm

COM Yardage: 8 Yds. / Back: 4 Yds / Seat: 2.5 Yds / Arms: 1.5 Yds

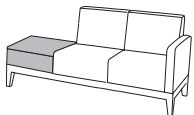
COM	GR1	GR2	GR3	GR4	GR5	GR6	GR7	GR8	GR9	GR10	LEA
\$3108	\$3325	\$3458	\$3596	\$3739	\$3890	\$4046	\$4207	\$4375	\$4549	\$4732	\$5593



3097 Two Seat Lounge with Right Hand Arm

COM Yardage: 8 Yds. / Back: 4 Yds / Seat: 2.5 Yds / Arms: 1.5 Yds

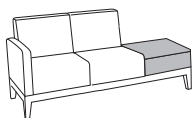
COM	GR1	GR2	GR3	GR4	GR5	GR6	GR7	GR8	GR9	GR10	LEA
\$3108	\$3325	\$3458	\$3596	\$3739	\$3890	\$4046	\$4207	\$4375	\$4549	\$4732	\$5593



3092 Two Seat Lounge w/ Left Hand Arm and On-Line Table

COM Yardage: 8 Yds. / Back: 4 Yds / Seat: 2.5 Yds / Arms: 1.5 Yds

COM	GR1	GR2	GR3	GR4	GR5	GR6	GR7	GR8	GR9	GR10	LEA
\$4209	\$4504	\$4684	\$4871	\$5066	\$5269	\$5479	\$5698	\$5926	\$6164	\$6410	\$7575



3093 Two Seat Lounge w/ Right Hand Arm and On-Line Table

COM Yardage: 8 Yds. / Back: 4 Yds / Seat: 2.5 Yds / Arms: 1.5 Yds

COM	GR1	GR2	GR3	GR4	GR5	GR6	GR7	GR8	GR9	GR10	LEA
\$4209	\$4504	\$4684	\$4871	\$5066	\$5269	\$5479	\$5698	\$5926	\$6164	\$6410	\$7575

NOTE: Left or Right Arm is determined when seated on product. Arms are factory installed.

OPTIONS

Add upcharge to list price and code to model number

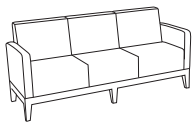
FR	CAL 133 (TB 133) Fire Retardant per yard	\$101	/yd.	GD2	Flat Ganging Device for Soft Seating	\$58	
MB	Moisture Barrier (up to 60" overall width)	\$141	ea.	TAB(-)	Swivel Tablet (specify A, B or C, left or right arm)	\$444	
MB60	Moisture Barrier (over 60" overall width)	\$225	ea.	TABR1(-)	Removable Tablet (specify A, B or C, left or right arm)	\$528	
2FO	Two Fabric Option	\$110		TABR2(-)	Removable Tablet (specify A, B or C both arm openings)	\$640	
3FO	Three Fabric Option	\$166		SST	Solid Surface Tablet Arm - add to tablet option	\$141	
WAC	Wood Arm Cap	\$100	ea.	CO	Clean Out (overall width up to 50")	\$281	
PAC	Poly Arm Cap - Standard Black/Charcoal	\$77	ea.	CO1	Clean Out (overall width over 50")	\$432	
IMS	Complete Storage and Magazine Inset	\$540		LAM5	Non-standard laminate (5 tablets or less)	\$281	ea. tablet
UFI	Upholstered Front - On-Line Table	\$107		SS5	Non-standard Solid Surface (5 tablets or less)		Call For Quote
LTI	On-Line Table Full Veneer (sides & top)	\$281					

DIMENSIONS	3 Seat w/ Outside Arms	2 Arm Chairs w/ Open Platform	2 Seat, Outside Arms w/ Online Table	2 Arm Chairs w/ Online Table
Seat Width:	22"	22"	22"	22"
Seat Depth:	20"	20"	20"	20"
Seat Height:	18"	18"	18"	18"
Table Height:	-	9"	16"	16"
Arm Height:	25.5"	25.5"	25.5"	25.5"
Back Height:	32.5"	32.5"	32.5"	32.5"
Overall Width:	72"	78"	72"	78"
Overall Depth:	27"	27"	27"	27"
Qty./Wt.:	1 ea./150 lbs.	1 ea./135 lbs.	1 ea./135 lbs.	1 ea./135 lbs.



OJAI LOUNGE WITH TWO ARM CHAIRS
AND OPEN VENEER PLATFORM CENTER

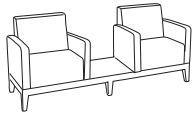
MODEL / DESCRIPTION / LIST PRICING



3013 Three Seat Lounge with 2 Outside Arms

COM Yardage: 12.25 Yds. / Back: 6 Yds / Seat: 3.75 Yds / Arms: 2.5 Yds

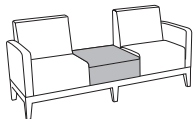
COM	GR1	GR2	GR3	GR4	GR5	GR6	GR7	GR8	GR9	GR10	LEA
\$4326	\$4629	\$4815	\$5007	\$5208	\$5415	\$5632	\$5857	\$6091	\$6336	\$6589	\$7789



3014 Lounge with 2 Arm Chairs and Open Veneer Platform Center

COM Yardage: 11.5 Yds. / Back: 4 Yds / Seat: 2.5 Yds / Arms: 5 Yds

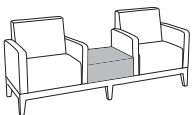
COM	GR1	GR2	GR3	GR4	GR5	GR6	GR7	GR8	GR9	GR10	LEA
\$4431	\$4741	\$4931	\$5129	\$5333	\$5546	\$5769	\$6000	\$6240	\$6490	\$6750	\$7977



3016 Two Seat Lounge - 2 Outside Arms and On-Line Table

COM Yardage: 9 Yds. / Back: 4 Yds / Seat: 2.5 Yds / Arms: 2.5 Yds

COM	GR1	GR2	GR3	GR4	GR5	GR6	GR7	GR8	GR9	GR10	LEA
\$4766	\$5099	\$5303	\$5515	\$5737	\$5965	\$6205	\$6453	\$6710	\$6979	\$7257	\$8579



3017 Lounge with 2 Armchairs and On-Line Table

COM Yardage: 11.5 Yds. / Back: 4 Yds / Seat: 2.5 Yds / Arms: 5 Yds

COM	GR1	GR2	GR3	GR4	GR5	GR6	GR7	GR8	GR9	GR10	LEA
\$4933	\$5278	\$5489	\$5709	\$5937	\$6174	\$6421	\$6679	\$6946	\$7223	\$7512	\$8880

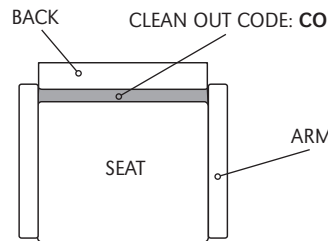


Diagram Specifies A Clean Out
Use **CO** for overall widths up to 50"
and **CO1** for overall widths over 50"

OPTIONS

Add upcharge to list price and code to model number


FR	CAL 133 (TB 133) Fire Retardant per yard	\$101	/yd.	GD2	Flat Ganging Device for Soft Seating	\$58	
MB	Moisture Barrier (up to 60" overall width)	\$141	ea.	TAB(-)	Swivel Tablet (specify A, B or C, left or right arm)	\$444	
MB60	Moisture Barrier (over 60" overall width)	\$225	ea.	TABR1(-)	Removable Tablet (specify A, B or C, left or right arm)	\$528	
2FO	Two Fabric Option	\$110		TABR2(-)	Removable Tablet (specify A, B or C both arm openings)	\$640	
3FO	Three Fabric Option	\$166		SST	Solid Surface Tablet Arm - add to tablet option	\$141	
WAC	Wood Arm Cap	\$100	ea.	CO	Clean Out (overall width up to 50")	\$281	
PAC	Poly Arm Cap - Standard Black/Charcoal	\$77	ea.	CO1	Clean Out (overall width over 50")	\$432	
IMS	Complete Storage and Magazine Inset	\$540		LAM5	Non-standard laminate (5 tablets or less)	\$281	ea. tablet
UFI	Upholstered Front - On-Line Table	\$107		SS5	Non-standard Solid Surface (5 tablets or less)		Call For Quote
LTI	On-Line Table Full Veneer (sides & top)	\$281					

DIMENSIONS	Two Seat Three Arms	Three Seat Four Arms
Seat Width:	22"	22"
Seat Depth:	20"	20"
Seat Height:	18"	18"
Arm Height:	25.5"	25.5"
Back Height:	32.5"	32.5"
Overall Width:	53"	72"
Overall Depth:	27"	27"
Qty./Wt.:	1 ea./115 lbs.	1 ea./135 lbs.



OJAI TWO SEAT LOUNGE WITH INSIDE ARM

MODEL / DESCRIPTION / LIST PRICING

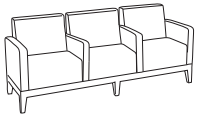


3094 Two-Seat Lounge with Outside Arms and one Inside Arm

COM Yardage: 10.5 Yds.

COM	GR1	GR2	GR3	GR4	GR5	GR6	GR7	GR8	GR9	GR10	LEA
\$3268	\$3496	\$3638	\$3782	\$3932	\$4090	\$4255	\$4425	\$4601	\$4785	\$4977	\$5883

COM Yardage (Optional three fabrics): Back: 4 Yds / Seat: 2.5 Yds / Arms: 3.75 Yds



3019 Three-Seat Lounge with Outside Arms and Inside Arms

COM Yardage: 15.5 Yds.

COM	GR1	GR2	GR3	GR4	GR5	GR6	GR7	GR8	GR9	GR10	LEA
\$4704	\$5033	\$5235	\$5444	\$5661	\$5887	\$6122	\$6369	\$6624	\$6889	\$7165	\$8467

COM Yardage (Optional three fabrics): Back: 6 Yds / Seat: 3.75 Yds / Arms: 5 Yds

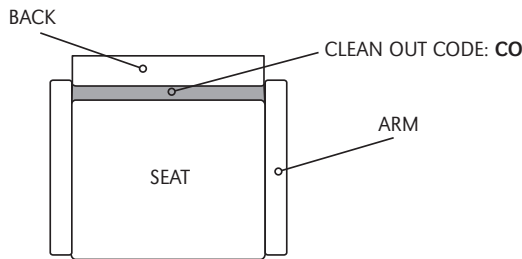


Diagram Specifies A Clean Out
Use **CO** for overall widths up to 50"
and **CO1** for overall widths over 50"

OPTIONS

Add upcharge to list price and code to model number

FR	CAL 133 (TB 133) Fire Retardant per yard	\$101	/yd.
MB	Moisture Barrier (up to 60" overall width)	\$141	ea.
MB60	Moisture Barrier (over 60" overall width)	\$225	ea.
2FO	Two fabric option	\$110	
3FO	Three fabric option	\$166	
WAC	Wood Arm Cap	\$100	ea.

PAC	Poly Arm Cap - Standard Black/Charcoal	\$77	ea.
GD2	Flat Ganging Device for Soft Seating	\$58	
TA	Swinging Tablet Arm	\$447	
TAR	Receptacle Hardware for Swinging Tablet Arm	\$169	ea.
CO	Clean Out (overall width up to 50")	\$281	
CO1	Clean Out (overall width over 50")	\$432	

OJAI BENCH SEATING

Ojai Modular Platform seating is a versatile collection of modular benches with online tables.



3 SEAT BENCH



BENCH WITH 2 SEATS AND ON-LINE END TABLE ON LEFT SIDE

ORDERING INFORMATION

To Order Please Specify:

- 1) Series Name
- 2) Model Number
- 3) Quantity
- 4) Wood Stain Finish Color
- 5) Wood Stain Selection for On-Line Table
- 6) Fabric Grade & Number
- 7) Optional Items

OJAI GENERAL SPECIFICATIONS

Upholstery

Seat is covered in choice of fabric, vinyl, crypton, leather or COM. ERG uses only water based glues and adhesives in our upholstery process.

Frame Construction

Frame assembly is constructed of multi-ply hardwood, with tongue and groove construction. All foam is fully bonded to frame. Seat cushions are 4" graded high resiliency (H.R.) block foam, covered entirely with special bonded polyester fiber to protect final upholstery. No sag-springs are installed in seat along with interlocking helicoil springs to prevent sagging and provide additional seat support.

Platform

Wooden platform is solid maplewood that is finished in transparent wood stain colors. All stains, sealers and lacquers used by ERG are water based and 100% environmentally friendly.

Online Table

The online table, with or without the optional inset storage shelf and magazine rack, will be finished in a standard laminate to match your choice of six standard stain colors for the wood platform base.

Power / Comm

Units are available with power/data receptacles, please consult with your network administrator and ERG Customer Service.

Tables

For coordinating Occasional tables see the Ojai Occasional Series.

COLORS / FINISHES

Ojai Wood Stain Finish Colors:

ERG offers transparent wood stain color choices for Ojai wood frame, base, legs and armcaps. Please refer to Color Finishes publication.

Note: On-Line Tables receiving stain will color match the wood frame unless specified otherwise.

OPTIONS

- CODE: FR - CAL 133 (TB 133) Fire Retardant
- CODE: MB - Moisture Barrier (up to 60" overall width)
- CODE: MB60 - Moisture Barrier (over 60" overall width)
- CODE: IMS - Inset Magazine Rack and Storage for On-Line Table
- CODE: UFI - Upholstered Front, On-line Table
- CODE: GD2 - Flat Ganging Device for Soft Seating
- CODE: LTI - On-Line Table Full Veneer (sides & top)

Note: Factory installed power/data available, see accessories online under the 'Products' tab.


SOFT SEATING	WEIGHT LIMIT
1 Seat	500 lbs.
2 Seat	1000 lbs.
3 Seat	1500 lbs.



INSET MAGAZINE AND STORAGE SHELF



MAGAZINE RACK



UPHOLSTERED TABLE



POWER / DATA



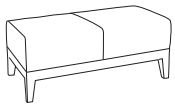
STORAGE SHELF

DIMENSIONS	Two Seat	Three Seat	Two Seat w/ On-Line Table
Seat Width:	22"	22"	22"
Seat Depth:	27"	27"	27"
Seat Height:	18"	18"	18"
Back Height:	-	-	-
Table Height:	-	-	16"
Overall Width:	44"	66"	66"
Overall Depth:	27"	27"	27"
Qty./Wt.:	1 ea./64 lbs.	1 ea./88 lbs.	1 ea./140 lbs.



2 SEAT BENCH

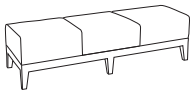
MODEL / DESCRIPTION / LIST PRICING



3018 Two Seat Bench

COM Yardage: 3 Yds.

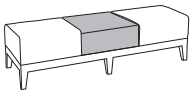
COM	GR1	GR2	GR3	GR4	GR5	GR6	GR7	GR8	GR9	GR10	LEA
\$2341	\$2503	\$2603	\$2708	\$2816	\$2929	\$3045	\$3168	\$3294	\$3427	\$3563	\$4211



3095 Bench Three Seat Bench

COM Yardage: 4.5 Yds.

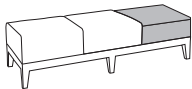
COM	GR1	GR2	GR3	GR4	GR5	GR6	GR7	GR8	GR9	GR10	LEA
\$3157	\$3378	\$3513	\$3654	\$3800	\$3952	\$4110	\$4273	\$4444	\$4623	\$4808	\$5683



3020 Bench with 2 Seats and Center On-Line Table

COM Yardage: 3 Yds.

COM	GR1	GR2	GR3	GR4	GR5	GR6	GR7	GR8	GR9	GR10	LEA
\$3094	\$3311	\$3443	\$3581	\$3724	\$3874	\$4029	\$4190	\$4358	\$4532	\$4713	\$5570



3098 Bench with 2 Seats and On-Line End Table

COM Yardage: 3 Yds.

COM	GR1	GR2	GR3	GR4	GR5	GR6	GR7	GR8	GR9	GR10	LEA
\$3094	\$3311	\$3443	\$3581	\$3724	\$3874	\$4029	\$4190	\$4358	\$4532	\$4713	\$5570

OPTIONS

Add upcharge to list price and code to model number

FR	CAL 133 (TB 133) Fire Retardant per yard	\$101	/yd.
MB	Moisture Barrier (up to 60" overall width)	\$141	ea.
MB60	Moisture Barrier (over 60" overall width)	\$225	ea.
IMS	Inset Magazine Rack and Storage for On-Line Table	\$540	

UFI	Upholstered Front - On-Line Table	\$107	
LTI	On-Line Table Full Veneer (sides & top)	\$281	
GD2	Flat Ganging Device for Soft Seating	\$58	

OJAI WOOD OCCASIONAL TABLE

The Ojai Occasional Table features a solid maple base platform. The body and top are wood veneer or laminate over wood core with decorative details of a hardwood multiply birch reveal.



OJAI COFFEE TABLE



OJAI RECTANGLE END TABLE



BASE AND REVEAL
DETAIL

ORDERING INFORMATION

- 1) Series Name
- 2) Model Number
- 3) Quantity
- 4) Table Top Material/Finish Selection
- 5) Table Body Material/Finish Selection
- 6) Table Base Wood Finish

OJAI OCCASIONAL SPECIFICATIONS

Table

Table is CARB Phase I & Phase II compliant. Laminate wood veneer and phenolic backing are glued with water based adhesives. Custom sizes are available.

Table tops

ERG offers over 1000 standard laminate choices from Nevamar, Wilsonart, Formica and Pionite. Wood veneer in transparent stain colors and custom stain matching are also available. Solid Surface, 3Form Chroma and stone table tops will be quoted upon request.

Table Base






Base is solid maple with a 5/8 " hardwood multiply reveal in your choice of 16 standard colors.

Glides

Four black polyvinyl glides factory installed.

MODEL / DESCRIPTION / LIST PRICING

OJAI OCCASIONAL TABLES

	Model Number	Model Description	Table Top Size	Table Height	TableTop Shape	Shipping Weight	LAMINATE	WOOD VENEER
	OJA2226	Occasional	22" x 26"	18"	rectangle	65 lbs.	\$1937	\$2140
	OJA2424	Occasional	24" x 24"	18"	square	65 lbs.	\$1898	\$2095
	OJA3030	Occasional	30" x 30"	18"	square	75 lbs.	\$2120	\$2313
	OJA3636	Occasional	36" x 36"	18"	square	95 lbs.	\$2287	\$2426
	OJA3060	Occasional	30" x 60"	18"	rectangle	95 lbs.	\$2434	\$2859

ORCHID

The Orchid lounge chair is a stylish look with dramatic curves. Similar to the flower, it takes strength and beauty with its dynamic lines as the arm flares out. This design looks great in a lounge or lobby settings.



ORDERING INFORMATION

OPTIONS

To Order Please Specify:

- 1) Series Name
- 2) Model Number
- 3) Quantity
- 4) Fabric Grade & Number

- CODE: FR - CAL 133 (TB 133) Fire Retardant per yard
- CODE: MB - Moisture Barrier (up to 60" overall width)

SOFT SEATING	WEIGHT LIMIT
1 Seat	500 lbs.

ORCHID GENERAL SPECIFICATIONS

Upholstery

Cold injected urethane molded foam covered throughout by Dacron to protect final upholstery.

Metal Base

4 Star Steel Base: 360° swivel, polished chrome steel construction with fixed seat height and adjustable steel glides included. This is a non auto-return base.

Graded-In & COM Fabric Testing

Due to the complexity of the upholstery process, please submit your Graded-in/COM for testing. A 10"x10" sample is required. **ALL FABRIC MUST BE PRE APPROVED.** Please see Approved Fabrics link under product webpage images.

DIMENSIONS	Orchid 4 Star Base
Seat Height:	16"
Seat Width:	14.5"
Seat Depth:	16"
Overall Height:	37"
Overall Width:	36"
Overall Depth:	26"
Qty./Wt.:	1 ea./52 lbs.



MODEL / DESCRIPTION / LIST PRICING



8800 4 STAR STEEL BASE SWIVEL

COM Yardage: 2.5 Yds.

COM	GR1	GR2	GR3	GR4	GR5	GR6	GR7	GR8	GR9	GR10	LEA
\$1397	\$1492	\$1577	\$1662	\$1747	\$1832	\$1916	\$2001	\$2086	\$2171	\$2245	\$2473

OPTIONS

Add upcharge to list price and code to model number

FR	CAL 133 (TB 133) Fire Retardant per yard	\$101 /yd.
----	--	------------

MB	Moisture Barrier (up to 60" overall width)	\$141 ea.
----	--	-----------

OSLO TABLES

Oslo tables have been created with a simple and streamlined design, yet very industrial in look and build. The frame consists of two inch heavy gauge steel complemented with your choice of a 5 inch caster or adjustable glide base. This table is perfect for an urban setting that boasts socialization for a touchdown space, casual meeting area ready to change on a moment's notice or simply a workspace environment.



OSLO BAR HEIGHT TABLE
WITH OPTIONAL 5" CASTERS

ORDERING INFORMATION

- | | |
|-----------------|-------------------------------|
| 1) Series Name | 5) Frame Color |
| 2) Model Number | 6) Laminate Selection and No. |
| 3) Size | 7) Edge Style Code and Color |
| 4) Quantity | 8) Optional Items |

OSLO SPECIFICATIONS

Oslo Table Base

- Table Height** Cafe table height is 29" to 30" depending on table top material or substrate specified. Bar height is 42".
- Legs/Apron** The Oslo legs & apron is made with 2", 14 gauge square steel tubing. Foot rest is set at 10" from the floor
- Glides** Factory installed 1.25" industrial strength adjustable poly steel glides are standard.
- Casters** 5" Total Lock Industrial Casters.
- Assembly** Apron mounts to top with 1/4-20 x 1" machine screws into metal inserts; no wood screws are used. Legs are attached to the apron with 3/8-16 bolts. Shipped K-D.

Table Tops

Table top core is CARB Compliant 1.25" particle board. Laminate and phenolic backing are glued with water based adhesives.

OPTIONAL Butcher Block tops are available, please call factory.

FINISHES

Table Leg Finish

Oslo table legs and apron are available in all standard powder coat colors.

Laminate/Veneer Selections

ERG offers over 1000 standard laminate choices from Nevamar, Wilsonart, Formica and Pionite. Wood veneer is available in transparent stain colors - custom stain matching available.

Edge Selection

ERG offers a wide variety of table top edge materials including PVC and wood edges.

OPTIONS

- CODE: CH - Counter Table Height - 36"
- CODE: CAS5 - Industrial 5" Total Lock Casters

Factory installed table top power/data available.
See accessories online under the 'Products' tab

Note: Oslo tables are shipped K-D

MODEL / DESCRIPTION / LIST PRICING

OSLO | RECTANGLE | CAFE HEIGHT - 29"

RECTANGLE

Model Number	Table Top Size	Shpg. Wght	Number of Legs	LAMINATE TOP ASSORTED EDGES			VENEER TOP	BUTCHER BLOCK TOP	PRICE TO ADD SHELF
				EDGE 2B	EDGE 3A	EDGE 4B	EDGE 8G	+ BB	EDGE 2B or 3A + LSHF
OSL3060	30 X 60	90	4	\$1992	\$2150	\$2285	\$4856	Call for quote	\$490
OSL3072	30 X 72	102	4	\$2149	\$2325	\$2475	\$5254	Call for quote	\$520
OSL3084	30 X 84	113	4	\$2277	\$2478	\$2650	\$5611	Call for quote	\$550
OSL3096	30 X 96	124	4	\$2538	\$2757	\$2944	\$6239	Call for quote	\$580
OSL3660	36 X 60	102	4	\$2113	\$2294	\$2449	\$5192	Call for quote	\$590
OSL3672	36 X 72	115	4	\$2280	\$2481	\$2654	\$5621	Call for quote	\$630
OSL3684	36 X 84	129	4	\$2417	\$2647	\$2844	\$6007	Call for quote	\$660
OSL3696	36 X 96	142	4	\$2687	\$2938	\$3153	\$6664	Call for quote	\$690
OSL4272	42 X 72	129	4	\$3320	\$3660	\$3952	\$8325	Call for quote	\$830
OSL4284	42 X 84	154	4	\$3444	\$3808	\$4036	\$8481	Call for quote	\$850
OSL4296	42 X 96	160	4	\$3567	\$3955	\$4288	\$9012	Call for quote	\$890
OSL4872	48 X 72	142	4	\$3639	\$3999	\$4307	\$9085	Call for quote	\$745
OSL4884	48 X 84	160	4	\$3720	\$4107	\$4438	\$9344	Call for quote	\$775
OSL4896	48 X 96	178	4	\$3800	\$4214	\$4569	\$9602	Call for quote	\$795
OSL6072	60 X 72	169	4	\$3964	\$4363	\$4706	\$9919	Call for quote	\$955
OSL6096	60 X 96	214	4	\$4163	\$4628	\$5027	\$10554	Call for quote	\$990



OSLO CAFE HEIGHT TABLE WITH SHELF

OPTIONS

Add upcharge to list price and code to model number

CAS5	Industrial 5" Total Lock Casters	\$85	ea.
------	----------------------------------	------	-----

MODEL / DESCRIPTION / LIST PRICING

OSLO | RECTANGLE | BAR HEIGHT - 42"

RECTANGLE

Model Number	Table Top Size	Shpg. Wght	Number of Legs	LAMINATE TOP ASSORTED EDGES			VENEER TOP	BUTCHER BLOCK TOP	PRICE TO ADD SHELF
				EDGE 2B	EDGE 3A	EDGE 4B	EDGE 8G	+ BB	EDGE 2B or 3A + LSHF
OSLH3060	30 X 60	98	4	\$2252	\$2410	\$2545	\$5428	Call for quote	\$490
OSLH3072	30 X 72	110	4	\$2409	\$2585	\$2735	\$5826	Call for quote	\$520
OSLH3084	30 X 84	121	4	\$2537	\$2738	\$2910	\$6183	Call for quote	\$550
OSLH3096	30 X 96	132	4	\$2798	\$3017	\$3204	\$6811	Call for quote	\$580
OSLH3660	36 X 60	110	4	\$2373	\$2554	\$2709	\$5764	Call for quote	\$590
OSLH3672	36 X 72	123	4	\$2540	\$2741	\$2914	\$6193	Call for quote	\$630
OSLH3684	36 X 84	137	4	\$2677	\$2907	\$3104	\$6579	Call for quote	\$660
OSLH3696	36 X 96	150	4	\$2947	\$3198	\$3413	\$7236	Call for quote	\$690
OSLH4272	42 X 72	137	4	\$3580	\$3920	\$4212	\$8897	Call for quote	\$830
OSLH4284	42 X 84	150	4	\$3703	\$4068	\$4380	\$9240	Call for quote	\$850
OSLH4296	42 X 96	168	4	\$3827	\$4215	\$4548	\$9584	Call for quote	\$890
OSLH4872	48 X 72	150	4	\$3899	\$4259	\$4567	\$9657	Call for quote	\$745
OSLH4884	48 X 84	160	4	\$3980	\$4367	\$4960	\$9916	Call for quote	\$775
OSLH4896	48 X 96	186	4	\$4060	\$4474	\$4829	\$10174	Call for quote	\$795
OSLH6072	60 X 72	177	4	\$4120	\$4519	\$4862	\$10262	Call for quote	\$955
OSLH6096	60 X 96	222	4	\$4319	\$4784	\$5183	\$10897	Call for quote	\$990



OSLO BAR HEIGHT TABLE WITH SHELF AND CASTERS

OPTIONS

Add upcharge to list price and code to model number

CH	Counter Table Height - 36"	\$225	CAS5	Industrial 5" Total Lock Casters	\$85	ea.
----	----------------------------	-------	------	----------------------------------	------	-----

OZARK COLLECTION

Ozark lounge is a modern collection with a barrel back and plush, tightly upholstered seat. This lounge offers a fixed and 360° swivel single seat for active mobility, along with a two-seat lounge. Designed for office environments or common area to complement any space.



SINGLE SEAT LOUNGE
SHOWN WITH OPTIONAL
CONTRASTING FABRICS



LOVE SEAT

ORDERING INFORMATION

To Order Please Specify:

- 1) Series Name
- 2) Model Number
- 3) Quantity
- 4) Fabric Grade and Number
- 5) Wood Stain (for wood legs)
- 6) Optional Items

SOFT SEATING	WEIGHT LIMIT
1 Seat	500 lbs.
2 Seat	1000 lbs.

OZARK GENERAL SPECIFICATIONS

Frame

- Multi-ply hardwood
- Tongue and groove construction nailed and glued

Seat/Foam

- No-sag springs with interlocking helicoil springs for additional seat and low back support
- High resiliency foam construction throughout

Glides

- Adjustable steel glides

Graded-In & COM Fabric Testing

Due to the complexity of the upholstery process, please submit your Graded-in/COM for testing. A 10"x10" sample is required. **ALL FABRIC MUST BE PRE APPROVED.** Please see Approved Fabrics link under product webpage images.

OPTIONS

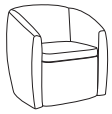
- CODE: FR - CAL 133 (TB 133) Fire Retardant
- CODE: MB - Moisture Barrier (up to 60" overall width)
- CODE: 2FO - Two Fabric Option

DIMENSIONS	Lounge	Lounge with Swivel Base	Love Seat
Inside Width:	22"	22"	44"
Seat Height:	17"	17"	17"
Arm Height:	23"	23"	23"
Overall Depth:	29.5"	29.5"	29.5"
Overall Width:	31.5"	31.5"	53"
Overall Height:	31"	31"	31"
Qty./Wt. per carton:	1 ea./73 lbs.	1 ea./79 lbs.	1 ea./114 lbs.



SINGLE SEAT LOUNGE WITH SWIVEL BASE

MODEL / DESCRIPTION / LIST PRICING



2200 Lounge

COM Yardage: 5 Yds. / Back: 3.5 Yds. / Seat: 1.5 Yd.

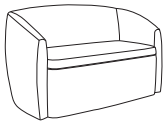
COM	GR1	GR2	GR3	GR4	GR5	GR6	GR7	GR8	GR9	GR10	LEA
\$1890	\$2040	\$2110	\$2190	\$2285	\$2365	\$2445	\$2525	\$2605	\$2685	\$2765	\$2860



2202 Lounge - 360° Swivel Base

COM Yardage: 5 Yds. / Back: 3.5 Yds. / Seat: 1.5 Yd.

COM	GR1	GR2	GR3	GR4	GR5	GR6	GR7	GR8	GR9	GR10	LEA
\$2050	\$2200	\$2270	\$2350	\$2445	\$2525	\$2605	\$2685	\$2765	\$2845	\$2925	\$3020



2204 Two Seat Lounge Loveseat

COM Yardage: 10 Yds. / Back: 7 Yds. / Seat: 3 Yd.

COM	GR1	GR2	GR3	GR4	GR5	GR6	GR7	GR8	GR9	GR10	LEA
\$3402	\$3542	\$3652	\$3752	\$3892	\$3992	\$4092	\$4192	\$4292	\$4392	\$4512	\$4627

OPTIONS

Add upcharge to list price and code to model number

FR	CAL 133 (TB 133) Fire Retardant - per yard	\$101	/yd.
MB	Moisture Barrier (up to 60" overall width)	\$141	ea.

2FO	Two Fabric Option	\$110	per unit
-----	-------------------	-------	----------

PARMA TABLES

Parma Tables offer three looks showcasing its substantial three inch top and have an array of useful applications for training, dining or multi-use areas. The metal legs come in two styles including the straight metal leg and the angled metal leg, giving the table a unique look. The full laminate panel looks great ganged together to create the ultimate surface for learning or collaborating and makes a great touchdown spot for a meeting.



STRAIGHT METAL LEG



ANGLED METAL LEG



LAMINATE PANEL BAR HEIGHT WITH COVE POWER/DATA

ORDERING INFORMATION

- | | |
|-----------------------------|----------------------------------|
| 1) Series Name | 6) Powder Coat color (metal leg) |
| 2) Model Number | 7) Optional Items |
| 3) Size | |
| 4) Quantity | |
| 5) Laminate Selection & No. | |

PARMA SPECIFICATIONS

Laminate Panel

Parma panel tables feature a 3" thick wood frame covered on all sides with high pressure laminate. Table frame is CARB Phase I & Phase II Compliant. Laminate and phenolic backing are glued with water based adhesives. Tables 72" and over will have steel stretcher bars installed within the table top for added stability. The Parma table standard height is 29".

Metal

The Parma metal leg tables are constructed with a 3" thick wood frame table top in your choice of laminate. Square and angled legs are made of formed and welded 14-gauge, 2.5" x 1" rectangular steel tubing. The two legs are attached together with two welded steel tubing cross members. Frames are sandblasted and finished in your choice of standard powder coat colors. Parma metal leg tables are a standard height of 29".

Table Tops/Solid Surface

Solid Surface and Stone table tops will be quoted upon request.

Note: Some sizes and dimensions are approximate, if using an existing solid surface or other top, please call for exact specs before ordering.

Glides

Factory installed steel glides includes on all Parma tables (Standard).

FINISHES

Laminate Selections

ERG offers over 1000 standard laminate choices from Nevamar, Wilsonart, Formica and Pionite.

Metal Legs

Finished in standard powder coat colors.

OPTIONS

- CODE: PRH36 - Counter height table top (36")
- CODE: PRH42 - Bar height table top (42")
- CODE: P2L - Two Contrasting Laminates.
- CODE: UTL - Under-Top Laminate - up to 72"
- CODE: UTL72 - Under-Top Laminate - over 72"
- CODE: MD - Magnetic Door
- CODE: FMG - Floor Mount Glide
- CODE: WM - Wire Management Trough (required for power/data on laminate panel tables)
- CODE: PCFC - Connecting Floor Crossbar for Angle legs & Straight Legs
- CODE: SHP - Laminate Shelving (includes metal span support bars - available on panel leg only)

construction note

PARMA features a steel frame under structure consisting of completely welded U-shape weldments for extra strength and stability.



Panel Bases

PARMA | STRAIGHT METAL LEG

RECTANGLE

Number	Size	Total Weight	List Price
PRM2460	24" X 60"	130	\$3556
PRM2472	24" X 72"	145	\$3622
PRM2484	24" X 84"	160	\$4050
PRM2496	24" X 96"	175	\$4212
PRM3060	30" X 60"	140	\$3648
PRM3072	30" X 72"	155	\$3790
PRM3084	30" X 84"	170	\$4204
PRM3096	30" X 96"	185	\$4620
PRM3660	36" X 60"	150	\$3741
PRM3672	36" X 72"	165	\$3966
PRM3684	36" X 84"	180	\$4368
PRM3696	36" X 96"	195	\$5070



PARMA STRAIGHT METAL LEG

PARMA | ANGLED METAL LEG

RECTANGLE

Number	Size	Total Weight	List Price
PRMA2460	24" X 60"	130	\$3556
PRMA2472	24" X 72"	145	\$3622
PRMA2484	24" X 84"	160	\$4050
PRMA2496	24" X 96"	175	\$4212
PRMA3060	30" X 60"	140	\$3648
PRMA3072	30" X 72"	155	\$3790
PRMA3084	30" X 84"	170	\$4204
PRMA3096	30" X 96"	185	\$4620
PRMA3660	36" X 60"	150	\$3741
PRMA3672	36" X 72"	165	\$3966
PRMA3684	36" X 84"	180	\$4368
PRMA3696	36" X 96"	195	\$5070



PARMA ANGLED METAL LEGS BAR HEIGHT WITH OPTIONAL CROSSBAR AND COVE POWER/DATA SHOWN WITH BENTON DEMI BACK STOOLS



PARMA ANGLED METAL LEG PROFILE

Power + Wire Mgmt Note:

Metal Leg - when ordering metal legs, MMT01 must be ordered.
Please see **Power + Wire Mgmt** link under product webpage images.

OPTIONS

Add upcharge to list price and code to model number

PRH36	36" Counter Height	\$393	
PRH42	42" Bar Height	\$478	
WM	Wire Management Trough (for power/data)	\$393	
PCFC	Connecting Floor Crossbar for Angle legs & Straight Legs	\$750	

P2L	Contrasting Two Laminates	\$281	
UTL	Under-Top Laminate - up to 72"	\$307	
UTL72	Under-Top Laminate - over 72"	\$403	
FMG	Floor Mount Glide	\$110	/4 pcs



PARMA PANEL TABLE WITH OPTIONAL TWO LAMINATES

PARMA | LAMINATE PANEL

RECTANGLE

Number	Size	Total Weight	List Price
PRML2460	24" X 60"	130	\$3751
PRML2472	24" X 72"	145	\$3816
PRML2484	24" X 84"	160	\$4244
PRML2496	24" X 96"	175	\$4406
PRML3060	30" X 60"	140	\$3842
PRML3072	30" X 72"	155	\$3985
PRML3084	30" X 84"	170	\$4400
PRML3096	30" X 96"	185	\$4816
PRML3660	36" X 60"	150	\$3933
PRML3672	36" X 72"	165	\$4162
PRML3684	36" X 84"	180	\$4562
PRML3696	36" X 96"	195	\$5263



PARMA BAR HEIGHT PANEL TABLE WITH OPTIONAL SHELVING
NOTE: LAMINATE SHELF IS PLACED 10" BELOW TABLE TOP UNDERSIDE

Power + Wire Mgmt Note:

Laminate Panel Leg - when two or more laminate panel tables will be joined, AH must be ordered to daisy chain power/data units
Please see **Power + Wire Mgmt** link under product webpage images.

OPTIONS

Add upcharge to list price and code to model number

PRH36	36" Counter Height	\$393		WM	Wire Management Trough (for laminate panel)	\$393	
PRH42	42" Bar Height	\$478		P2L	Contrasting Two Laminates	\$281	
SHP	Laminate Shelving (Laminate Panel Models Only)	\$635		FMG	Floor Mount Glide	\$110	/4 pcs
MD	Magnetic Door	\$349					

PENTO COLLECTION

HIGH PRESSURE LAMINATES LPS
available on Pento

Pento chairs and stools feature a one piece Beech wood shell available with many stain colors and many design options on several frame styles. Optional back designs and Engraving allow for a customized look for your space.



SIDE CHAIR



SIDE CHAIR WITH UPHOLSTERED SEAT INSERT



BAR STOOL WITH OPTIONAL POLISHED CHROME FRAME

ORDERING INFORMATION

To Order Please Specify:

- 1) Series Name
- 2) Model Number
- 3) Quantity
- 4) Wood Species
- 5) Wood Stain Finish Color
- 6) Frame Color or Polished Chrome
- 7) Fabric Grade & Number
- 8) Optional Items
- 9) Back Cutouts
- 10) Engraving
- 11) **LPS** (Laminate Plywood Seating)

PENTO GENERAL SPECIFICATIONS

Shell

- Compound angle, .50" thick multiply Beech wood.
- Available in transparent wood stain colors with vertical running wood grain.

Upholstery

- Seat inserts can be finished in choice of fabric, vinyl, crypton, leather or approved COM.

Frame

- Sled base frames are .75" diameter, 14 gauge continuous steel tubing
- 4-Leg chair and stool frames are .75" diameter, 14 gauge steel tubing with hand brazed welds.

Glides

- Factory installed self leveling steel glides.
- Sled frames come with clear polyvinyl glides.

Stacking

- 4-Leg chair, Sled chair will stack 4 high on the floor and up to 6 high on a dolly.
- 4-leg stool will stack 3 high on the floor.

CHAIRS	WEIGHT LIMIT
Metal Legs	350 lbs.

COLORS / FINISHES

Wood Stain Finish Colors:

Standard wood stain colors.

Frame Finish Colors:

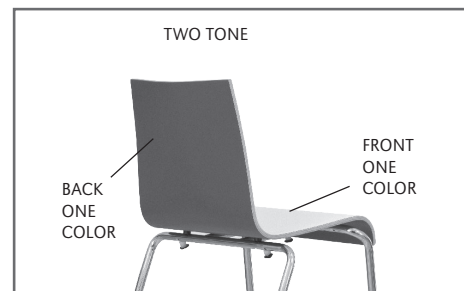
Standard powder coat colors.

Optional polished chrome available with upcharge. **(4-Leg Only)**

OPTIONS

- CODE: FR - CAL 133 (TB 133) Fire Retardant
- CODE: MBC - Moisture Barrier Chair
- CODE: TT - Two Tone Stain Colors (for solid, no hole back design only)
- CODE: RD - Round Hole Cutout Back Design
TR - Trapezoid Hole Cutout Back Design
RECT - Rectilinear Hole Cutout Back Design
ENG - Laser Engraved Back Design
HG - Hand Grip Cutout
- CODE: PC - Polished Chrome Frame Finish
- CODE: CH - Counter Height (24" seat height)
- CODE: SH - Specialty Height (any custom height)
- CODE: LPS - Laminate Plywood Seating

****Laminate seats (LPS) requires minimum 15 chair order**



ROUND



TRAPEZOID



SOLID



RECTILINEAR



HAND GRIP

DIMENSIONS	Side Chair	Sled Base Chair
Seat Width:	17.5"	17.5"
Seat Depth:	15"	15"
Seat Height:	17.5"	17.5"
Back Height:	32"	32"
Arm Height:	-	N/A
Overall Width:	20.5"	22"
Overall Depth:	22"	22"
Qty./Wt. per carton:	3 ea./50 lbs.	3 ea./50 lbs.



WOOD CHAIR



SLED BASE CHAIR

MODEL / DESCRIPTION / LIST PRICING



927 Wood Chair

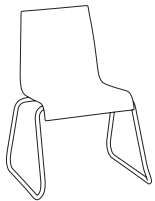


Chair
\$562

927/SI Wood Chair - Upholstered Seat Insert

COM Yardage: 0.75 Yard

COM	GR1	GR2	GR3	GR4	GR5	GR6	GR7	GR8	GR9	GR10	LEA
\$722	\$772	\$803	\$836	\$869	\$904	\$940	\$979	\$1017	\$1058	\$1099	\$1300



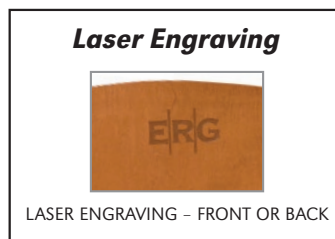
933 Sled Base Chair

Chair
\$605

933/SI Sled Base Chair - Upholstered Seat Insert

COM Yardage: 0.75 Yard

COM	GR1	GR2	GR3	GR4	GR5	GR6	GR7	GR8	GR9	GR10	LEA
\$765	\$819	\$852	\$885	\$922	\$958	\$995	\$1036	\$1076	\$1121	\$1166	\$1377



OPTIONS

Add upcharge to list price and code to model number

FR	CAL 133 (TB 133) Fire Retardant per yard.	\$101	/yd.
MBC	Moisture Barrier Chair	\$72	ea.
TT	Two Tone Wood Stain Colors	\$48	
PC	Polished Chrome Finish - 4-Leg Chair	\$42	
LPS	Laminate Plywood Seating**	Call	

RD	Round Hole Cutout Back Design	\$85	
TR	Trapezoid Hole Cutout Back Design	\$85	
RECT	Rectilinear Hole Cutout Back Design	\$85	
HG	Hand Grip Cutout	\$85	
ENG	Laser Engraving Back Design*	\$95	

*One time setup fee of \$276 . Minimum 12 chairs (of same design and series)

**Laminate seats (LPS) requires minimum 15 chair order

DIMENSIONS	Demi Back Stool	Tall Back Stool
Seat Width:	17.5"	17.5"
Seat Depth:	15"	15"
Seat Height:	30"	30"
Back Height:	38"	43.5"
Overall Width:	22"	22"
Overall Depth:	24"	24"
Qty./Wt. per carton:	2 ea./30 lbs.	2 ea./35 lbs.



BAR STOOL WITH OPTIONAL POLISHED CHROME FRAME



DEMI BACK BAR STOOL WITH OPTIONAL CUTOUPS

MODEL / DESCRIPTION / LIST PRICING



937 Tall Back Bar Stool



Chair
\$768

937/SI Tall Back Bar Stool - Upholstered Seat Insert

COM Yardage: 0.75 Yard

COM	GR1	GR2	GR3	GR4	GR5	GR6	GR7	GR8	GR9	GR10	LEA
\$861	\$922	\$958	\$995	\$1036	\$1079	\$1121	\$1166	\$1213	\$1260	\$1311	\$1550



935 Demi Back Bar Stool

Chair
\$841

935/SI Demi Back Bar Stool - Upholstered Seat Insert

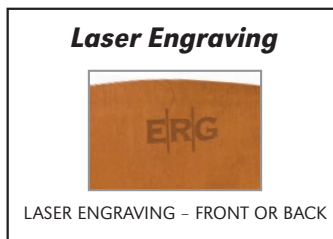
COM Yardage: 0.75 Yard

COM	GR1	GR2	GR3	GR4	GR5	GR6	GR7	GR8	GR9	GR10	LEA
\$933	\$1000	\$1040	\$1082	\$1124	\$1169	\$1216	\$1264	\$1314	\$1367	\$1423	\$1681

935/U Demi Back Bar Stool - Fully Upholstered

COM Yardage: 1.25 Yard

COM	GR1	GR2	GR3	GR4	GR5	GR6	GR7	GR8	GR9	GR10	LEA
\$978	\$1046	\$1088	\$1131	\$1176	\$1224	\$1273	\$1323	\$1376	\$1430	\$1489	\$1759



OPTIONS

Add upcharge to list price and code to model number

FR	CAL 133 (TB 133) Fire Retardant per yard.	\$101	/yd.
MBC	Moisture Barrier Chair	\$72	ea.
TT	Two Tone Wood Stain Colors	\$48	
CH	Counter Height (24" seat height)	\$32	
SH	Specialty Height (any custom height)	\$32	
PC	Polished Chrome Finish - Bar Stool	\$65	

LPS	Laminate Ply Seat**	CALL	
RD	Round Hole Cutout Back Design	\$85	
TR	Trapezoid Hole Cutout Back Design	\$85	
RECT	Rectilinear Hole Cutout Back Design	\$85	
HG	Hand Grip Cutout	\$85	
ENG	Laser Engraving Back Design*	\$95	

*One time setup fee of \$276 . Minimum 12 chairs (of same design and series)

**Laminate seats (LPS) requires minimum 15 chair order

PISA TABLES

Pisa Tables offer style and versatility for an array of applications. The complete square steel tube apron and legs provide the perfect solution for training, dining or multi-use areas.



SQUARE TABLE



RECTANGLE TABLE WITH
OPTIONAL POWER / DATA

ORDERING INFORMATION

- | | |
|-----------------|-------------------------------|
| 1) Series Name | 5) Frame Color |
| 2) Model Number | 6) Laminate Selection and No. |
| 3) Size | 7) Edge Style Code and Color |
| 4) Quantity | 8) Optional Items |

PISA SPECIFICATIONS

Pisa Table Base

- Table Height** Cafe table height is 29" to 30" depending on table top material or substrate specified. Bar height is 42".
- Legs/Apron** The Pisa legs & apron is made with 2", 14 gauge square steel tubing.
- Glides** Factory installed 1.25" industrial strength adjustable poly steel glides are standard.
- Assembly** Apron mounts to top with 1/4-20 x 1" machine screws into metal inserts; no wood screws are used. Legs are attached to the apron with 3/8-16 bolts. Shipped K-D.

Table Tops

Table top core is CARB Compliant 1.25" particle board. Laminate and phenolic backing are glued with water based adhesives.

FINISHES

Table Leg Finish

Pisa table legs and apron are available in all standard powder coat colors.

Laminate/Veneer Selections

ERG offers over 1000 standard laminate choices from Nevamar, Wilsonart, Formica and Pionite. Wood veneer is available in transparent stain colors - custom stain matching available.

Edge Selection

ERG offers a wide variety of table top edge materials including PVC, wood, aluminum and resin/urethane. Refer to "Table Edges and Profiles" on the website.

NOTE: Urethane/Resin edges are only available for certain sizes, please call for availability.

OPTIONS

- CODE: STH - Special Table Height (any table height other than 29" or 42")
- CODE: CH - Counter Table Height - 36"
- CODE: CAT - Almost Rectangle Table Top
- CODE: SLG - Self-Leveling Glide

Factory installed table top power/data available.
See accessories online under the 'Products' tab

Note: Pisa tables are shipped K-D

MODEL / DESCRIPTION / LIST PRICING

PISA | SQUARE | CAFE HEIGHT - 29"


SQUARE

Model Number	Table Top Size	Shpg. Wght	Number of Legs	LAMINATE TOP ASSORTED EDGES							VENEER TOP	
				GRP 1	GRP 2	GRP 3	GRP 4	GRP 5	GRP 6	GRP 7	GRP 8	GRP 9
PSA36S	36 X 36	67	4	N/A	\$1522	\$1652	\$1767	\$1993	\$2181	\$2406	\$3743	\$4494
PSA42S	42 X 42	90	4	N/A	\$1733	\$1901	\$2044	\$2331	\$2568	\$2854	\$4316	\$5119
PSA48S	48 X 48	107	4	N/A	\$1990	\$2224	\$2424	\$2825	\$3158	\$3559	\$5079	\$5860

PISA | SQUARE | BAR HEIGHT - 42"


SQUARE

Model Number	Table Top Size	Shpg. Wght	Number of Legs	LAMINATE TOP ASSORTED EDGES							VENEER TOP	
				GRP 1	GRP 2	GRP 3	GRP 4	GRP 5	GRP 6	GRP 7	GRP 8	GRP 9
PSAH36S	36 X 36	82	4	N/A	\$1794	\$1925	\$2038	\$2265	\$2453	\$2678	\$4341	\$5304
PSAH42S	42 X 42	105	4	N/A	\$2006	\$2173	\$2317	\$2602	\$2840	\$3127	\$4915	\$5929
PSAH48S	48 X 48	122	4	N/A	\$2263	\$2496	\$2696	\$3096	\$3430	\$3831	\$5676	\$6670

Note: Other bar height sizes available. Call for pricing.



SQUARE TABLE

OPTIONS

Add upcharge to list price and code to model number

STH	Special Table Height, other than 29" or 42"	\$225		SLG	Self-Leveling Glide	\$10	per glide
-----	---	-------	--	-----	---------------------	------	-----------

MODEL / DESCRIPTION / LIST PRICING

PISA | RECTANGLE | CAFE HEIGHT - 29"

Model Number	Table Top Size	Shpg. Wght	Number of Legs	LAMINATE TOP ASSORTED EDGES							VENEER TOP	
				GRP 1	GRP 2	GRP 3	GRP 4	GRP 5	GRP 6	GRP 7	GRP 8	GRP 9
PSA2448	24 X 48	70	4	N/A	\$1390	\$1515	\$1623	\$1837	\$2015	\$2228	\$3434	\$4107
PSA2460	24 X 60	79	4	N/A	\$1434	\$1575	\$1695	\$1933	\$2132	\$2373	\$3576	\$4236
PSA2472	24 X 72	88	4	N/A	\$1589	\$1743	\$1876	\$2139	\$2360	\$2624	\$3956	\$4687
PSA2484	24 X 84	97	4	N/A	\$1709	\$1886	\$2038	\$2339	\$2592	\$2895	\$4291	\$5041
PSA2496	24 X 96	106	4	N/A	\$1809	\$2000	\$2164	\$2492	\$2765	\$3092	\$4552	\$5332
PSA3048	30 X 48	79	4	N/A	\$1495	\$1635	\$1756	\$1999	\$2200	\$2443	\$3712	\$4412
PSA3060	30 X 60	90	4	N/A	\$1549	\$1706	\$1842	\$2116	\$2344	\$2615	\$3883	\$4565
PSA3072	30 X 72	102	4	N/A	\$1711	\$1887	\$2040	\$2343	\$2594	\$2898	\$4294	\$5044
PSA3084	30 X 84	113	4	N/A	\$1841	\$2043	\$2217	\$2564	\$2853	\$3199	\$4657	\$5426
PSA3096	30 X 96	124	4	N/A	\$1949	\$2170	\$2359	\$2736	\$3049	\$3428	\$4949	\$5742
PSA3648	36 X 48	88	4	N/A	\$1609	\$1771	\$1909	\$2185	\$2417	\$2694	\$4026	\$4749
PSA3660	36 X 60	102	4	N/A	\$1727	\$1909	\$2065	\$2378	\$2637	\$2951	\$4346	\$5092
PSA3672	36 X 72	115	4	N/A	\$1844	\$2047	\$2222	\$2569	\$2860	\$3210	\$4668	\$5436
PSA3684	36 X 84	129	4	N/A	\$2038	\$2270	\$2469	\$2866	\$3198	\$3595	\$5180	\$6006
PSA3696	36 X 96	142	4	N/A	\$2102	\$2354	\$2570	\$3003	\$3364	\$3799	\$5382	\$6186

PISA | RECTANGLE | BAR HEIGHT - 42"

Model Number	Table Top Size	Shpg. Wght	Number of Legs	LAMINATE TOP ASSORTED EDGES							VENEER TOP	
				GRP 1	GRP 2	GRP 3	GRP 4	GRP 5	GRP 6	GRP 7	GRP 8	GRP 9
PSAH2460	24 X 60	79	4	N/A	\$1706	\$1846	\$1967	\$2205	\$2404	\$2645	\$4174	\$5045
PSAH2472	24 X 72	88	4	N/A	\$1860	\$2015	\$2147	\$2412	\$2632	\$2897	\$4555	\$5497
PSAH2484	24 X 84	97	4	N/A	\$1981	\$2158	\$2310	\$2611	\$2864	\$3168	\$4890	\$5853
PSAH2496	24 X 96	106	4	N/A	\$2080	\$2271	\$2435	\$2764	\$3037	\$3364	\$5151	\$6142
PSAH3060	30 X 60	90	4	N/A	\$1821	\$1979	\$2115	\$2388	\$2615	\$2887	\$4481	\$5377
PSAH3072	30 X 72	102	4	N/A	\$1982	\$2159	\$2311	\$2614	\$2866	\$3170	\$4892	\$5855
PSAH3084	30 X 84	113	4	N/A	\$2114	\$2316	\$2489	\$2835	\$3126	\$3471	\$5256	\$6237
PSAH3096	30 X 96	124	4	N/A	\$2222	\$2442	\$2631	\$3008	\$3321	\$3699	\$5548	\$6553
PSAH3660	36 X 60	102	4	N/A	\$1999	\$2182	\$2337	\$2650	\$2910	\$3223	\$4944	\$5902
PSAH3672	36 X 72	115	4	N/A	\$2116	\$2319	\$2494	\$2841	\$3132	\$3480	\$5265	\$6245
PSAH3684	36 X 84	129	4	N/A	\$2391	\$2624	\$2821	\$3219	\$3552	\$3947	\$5958	\$7059
PSAH3696	36 X 96	142	4	N/A	\$2455	\$2708	\$2925	\$3357	\$3718	\$4152	\$6159	\$7239

Note: Other bar height sizes available. Call for pricing.

OPTIONS

Add upcharge to list price and code to model number

STH	Special Table Height, other than 29" or 42"	\$225		SLG	Self-Leveling Glide	\$10	per glide
CH	Counter Table Height - 36"	\$225					

MODEL / DESCRIPTION / LIST PRICING

PISA | CONFERENCE | CAFE HEIGHT - 29"

Model Number	Table Top Size	Shpg. Wght	Number of Legs	LAMINATE TOP ASSORTED EDGES							VENEER TOP	
				GRP 1	GRP 2	GRP 3	GRP 4	GRP 5	GRP 6	GRP 7	GRP 8	GRP 9
PSA4272	42 X 72	129	4	N/A	\$2818	\$3160	\$3455	\$4041	\$4533	\$5120	\$7228	\$8295
PSA4296	42 X 96	160	4	N/A	\$2989	\$3380	\$3716	\$4385	\$4944	\$5615	\$7749	\$8791
PSA4872	48 X 72	142	4	N/A	\$2878	\$3240	\$3552	\$4172	\$4692	\$5311	\$7417	\$8465
PSA4896	48 X 96	178	4	N/A	\$3284	\$3702	\$4060	\$4775	\$5370	\$6084	\$8477	\$9664
PSA48120	48 X 120	214	6	N/A	\$4101	\$4572	\$4974	\$5782	\$6456	\$7263	\$10434	\$12075
PSA48144	48 X 144	250	6	N/A	\$4589	\$5115	\$5564	\$6466	\$7215	\$8117	\$11673	\$13517

PISA | CONFERENCE | BAR HEIGHT - 42"

Model Number	Table Top Size	Shpg. Wght	Number of Legs	LAMINATE TOP ASSORTED EDGES							VENEER TOP	
				GRP 1	GRP 2	GRP 3	GRP 4	GRP 5	GRP 6	GRP 7	GRP 8	GRP 9
PSAH4272	42 X 72	129	4	N/A	\$3199	\$3541	\$3835	\$4423	\$4914	\$5502	\$8065	\$9429
PSAH4296	42 X 96	160	4	N/A	\$3370	\$3762	\$4096	\$4766	\$5325	\$5995	\$8587	\$9926
PSAH4872	48 X 72	142	4	N/A	\$3258	\$3621	\$3931	\$4552	\$5072	\$5692	\$8256	\$9599
PSAH4896	48 X 96	178	4	N/A	\$3720	\$4136	\$4494	\$5209	\$5805	\$6519	\$9434	\$10960

Note: Other bar height sizes available. Call for pricing.



48 X 120 CONFERENCE TABLE WITH
OPTIONAL POWER / DATA UNITS

OPTIONS

Add upcharge to list price and code to model number

CH	Counter Table Height - 36"	\$225		SLG	Self-Leveling Glide	\$10	per glide
CAT	Almost Rectangle table top	add 25%					



POST TABLE OF CONTENTS

Post Cafe/Training Specs	2
Post Cafe Pricing	3
Post Training Pricing	4
Post Shapes Pricing	5
Post Folding Pricing.....	6
Post Conference Specs	7
Post Conference Pricing	8
Post Jr. Specs	9
Post Jr Pricing.....	10



STANDARD ROUND POST LEG



OPTIONAL SQUARE POST LEG

ORDERING INFORMATION

- | | |
|--------------------------|-------------------------------|
| 1) Series Name | 6) Laminate Selection and No. |
| 2) Model Number | 7) Edge Style Code and Color |
| 3) Size | 8) Optional Items |
| 4) Quantity | |
| 5) Leg Powder Coat Color | |

POST-ROXBY SPECIFICATIONS

Post Base

- Table Height** Table height is 29" to 30" depending on table top specified.
- Legs** The Post leg is made with 2", 14 gauge steel tubing. Round leg is standard, square leg is optional.
- Plate** 2" x 4" or 8" x 8" stamped metal plate.
- Glides** Factory installed 1.25" industrial strength adjustable poly steel glides are standard.
- Assembly** Post base is a completely welded one piece base, no tie-rod assembly. The top plate is welded to the vertical column. Base mounts to tabletop with 1/4-20 x 1" machine screws into metal inserts in top; **NO WOOD SCREWS ARE USED.**

Table Tops

Table top core is CARB Compliant 1.25" particle board. Laminate and phenolic backing are glued with water based adhesives.

Easy-Fold Mechanism

Lightweight, heavy-duty, and very easy to operate. On folding models, lightweight designer-styled mechanism offers soft visual aesthetics ("non-industrial look"), consists of a nylon injection molded housing, cast aluminum pivot and metal locking slider. Rigid, taper locking design is activated by single lever that also locks in folded position. Legs fold flat and can be stored horizontally. ANSI/BIFMA tested. Round legs are only available on folding.

FINISHES

Table Leg Finish

Post table legs are available in all standard powder coat colors. Round leg is available with optional polished chrome.

Laminate/Veneer Selections

ERG offers over 1000 standard laminate choices from Nevamar, Wilsonart, Formica and Pionite. Wood veneer is available in transparent stain colors - custom stain matching available.

Edge Selection

ERG offers a wide variety of table top edge materials including PVC, wood, aluminum and resin/urethane. Refer to "Table Edges and Profiles" at beginning of "Tables" section.

OPTIONS

- CODE: SL - 2" Square Post Legs
- CODE: CAS3 - 3" Black Locking Casters
- CODE: GD3 - Flat Ganging Device for Café & Training Tables
- CODE: STH - Special Table Height, for any table height other than 29"
- CODE: PC - Polished Chrome Legs (round leg only)
- CODE: RAD - 3" Radius Corners for 3MM Edge
- CODE: FTBH - Flip Top Bar Height - Crossbar
- CODE: SLG - Self-Leveling Glide
- TABLE ACCESSORIES - Modesty Panels, Bridges, Grommets, Wire Management, Power & Communication Options, Table Dollies - See accessories online under the 'Products' tab

Note: When ordering modesty panel, table and panel must have 3MM edge.



Standard Round Leg



Optional Square Leg



Optional Locking Casters

MODEL / DESCRIPTION / LIST PRICING

POST | CAFÉ | ROUND



Model Number	TableTop Size	Shpg. Wght	Leg Coount	LAMINATETOPASSORTEDEGES							VENEERTOP	
				GRP1	GRP2	GRP3	GRP4	GRP5	GRP6	GRP7	GRP8	GRP9
PT24D	24"Dia.	32	4	\$544	\$552	\$617	\$672	\$783	\$876	\$987	\$1409	\$1625
PT30D	30"Dia.	43	4	\$692	\$703	\$789	\$863	\$1010	\$1132	\$1280	\$1804	\$2070
PT36D	36"Dia.	53	4	\$743	\$758	\$862	\$950	\$1128	\$1276	\$1456	\$1977	\$2226
PT42D	42"Dia.	72	4	\$878	\$900	\$1051	\$1181	\$1440	\$1656	\$1916	\$2433	\$2636
PT48D	48"Dia.	86	4	\$1013	\$1039	\$1223	\$1379	\$1693	\$1955	\$2270	\$2837	\$3043
PT54D	54"Dia.	101	4	\$1219	\$1252	\$1483	\$1682	\$2079	\$2410	\$2807	\$3448	\$3659
PT60D	60"Dia.	118	4	\$1322	\$1360	\$1627	\$1857	\$2316	\$2700	\$3159	\$3795	\$3972

POST | CAFÉ | SQUARE



Model Number	TableTop Size	Shpg. Wght	Leg Coount	LAMINATETOPASSORTEDEGES							VENEERTOP	
				GRP1	GRP2	GRP3	GRP4	GRP5	GRP6	GRP7	GRP8	GRP9
PT24S	24"Sq.	40	4	\$638	\$647	\$714	\$772	\$886	\$983	\$1098	\$1625	\$1909
PT2430S	24x30Sq.	49	4	\$670	\$681	\$760	\$827	\$962	\$1074	\$1210	\$1735	\$2006
PT30S	30"Sq.	54	4	\$692	\$703	\$789	\$863	\$1010	\$1132	\$1280	\$1804	\$2070
PT36S	36"Sq.	67	4	\$743	\$758	\$862	\$950	\$1128	\$1276	\$1456	\$1977	\$2226
PT42S	42"Sq.	90	4	\$901	\$921	\$1073	\$1203	\$1463	\$1679	\$1937	\$2482	\$2701
PT48S	48"Sq.	107	4	\$1057	\$1083	\$1267	\$1424	\$1738	\$1999	\$2313	\$2533	\$2813
PT54S	54"Sq.	126	4	\$1219	\$1252	\$1483	\$1682	\$2079	\$2410	\$2807	\$3448	\$3659
PT60S	60"Sq.	148	4	\$1322	\$1360	\$1627	\$1857	\$2316	\$2700	\$3159	\$3795	\$3972

POST | CAFÉ | ALMOST SQUARE



Model Number	TableTop Size	Shpg. Wght	Leg Coount	LAMINATE TOP ASSORTED EDGES							VENEER TOP	
				GRP1	GRP2	GRP3	GRP4	GRP5	GRP6	GRP7	GRP8	GRP9
PT48AS	48" x 48"	107	4	NA	\$1368	\$1646	\$1884	NA	\$2758	\$3234	\$3292	\$3497
PT54AS	54" x 54"	126	4	NA	\$1530	\$1854	\$2132	NA	\$3152	\$3708	\$4338	\$4460
PT60AS	60" x 60"	148	4	NA	\$1681	\$2057	\$2379	NA	\$3558	\$4200	\$4825	\$4898

OPTIONS

Add upcharge to list price and code to model number

CAS3	3" Black Locking Casters	\$29	ea.
GD3	Flat Ganging Device for Café & Training Tables	\$107	
STH	Special Table Height, other than 29"	\$225	

SL	Square Leg/Column	\$90	per leg
PC	Polished Chrome - per leg (round leg only)	\$45	
RAD	3" Radius Corners for 3MM Edge	\$225	per table
SLG	Self-Leveling Glide	\$10	per glide

MODEL / DESCRIPTION / LIST PRICING

POST | TRAINING | RECTANGLE

Model Number	TableTop Size	Shpg. Wght	Leg Count	LAMINATE TOP ASSORTED EDGES							VENEER TOP	
				GRP1	GRP2	GRP3	GRP4	GRP5	GRP6	GRP7	GRP8	GRP9
PT2448	24X48	70	4	\$757	\$771	\$872	\$959	\$1132	\$1276	\$1450	\$2000	\$2268
PT2460	24X60	79	4	\$792	\$807	\$920	\$1017	\$1212	\$1373	\$1567	\$2114	\$2372
PT2472	24X72	88	4	\$890	\$909	\$1034	\$1142	\$1357	\$1535	\$1749	\$2376	\$2671
PT2484	24X84	97	4	\$1025	\$1047	\$1196	\$1325	\$1582	\$1796	\$2054	\$2753	\$3074
PT2496	24X96	106	4	\$1084	\$1108	\$1270	\$1409	\$1688	\$1921	\$2199	\$2923	\$3251
PT3048	30X48	79	4	\$773	\$789	\$904	\$1002	\$1197	\$1362	\$1558	\$2079	\$2317
PT3060	30X60	118	4	\$814	\$832	\$961	\$1072	\$1293	\$1477	\$1699	\$2219	\$2443
PT3072	30X72	147	4	\$966	\$986	\$1129	\$1253	\$1498	\$1703	\$1949	\$2600	\$2897
PT3084	30X84	113	4	\$1111	\$1134	\$1307	\$1455	\$1749	\$1995	\$2289	\$3013	\$3331
PT3096	30X96	158	4	\$1154	\$1181	\$1368	\$1528	\$1849	\$2115	\$2437	\$3159	\$3462
PT3660	36X60	131	4	\$934	\$955	\$1104	\$1230	\$1483	\$1694	\$1949	\$2546	\$2803
PT3672	36X72	163	4	\$983	\$1007	\$1171	\$1312	\$1595	\$1831	\$2113	\$2708	\$2950
PT3684	36X84	129	4	\$1119	\$1148	\$1343	\$1513	\$1850	\$2132	\$2470	\$3114	\$3359
PT3696	36X96	176	4	\$1169	\$1201	\$1415	\$1599	\$1968	\$2275	\$2642	\$3285	\$3512

OPTIONS

Add upcharge to list price and code to model number

CAS3	3" Black Locking Casters	\$29	ea.
GD3	Flat Ganging Device for Café & Training Tables	\$107	
STH	Special Table Height, other than 29"	\$225	

SL	Square Leg/Column	\$90	per leg
PC	Polished Chrome - per leg (round leg only)	\$45	
RAD	3" Radius Corners for 3MM Edge	\$225	per table
SLG	Self-Leveling Glide	\$10	per glide

MODEL / DESCRIPTION / LIST PRICING

POST | SHAPES | TILTED SQUARE



Model Number	Table Top Size	Shpg. Wght	Leg Count	LAMINATE TOP EDGES		
				2B	3A	4B
PTTSQ	36" x 52"	85	4	\$903	\$1061	\$1196

POST | SHAPES | BOWED TRAPEZOID



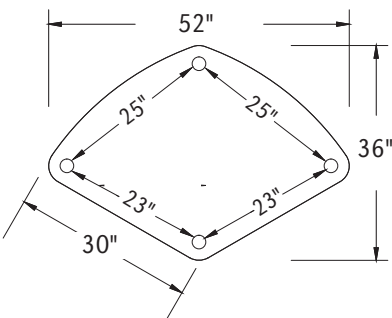
Model Number	Table Top Size	Shpg. Wght	Leg Count	LAMINATE TOP EDGES		
				2B	3A	4B
PTTZD	28" x 60"	90	4	\$916	\$1077	\$1215

POST | SHAPES | BOOMER

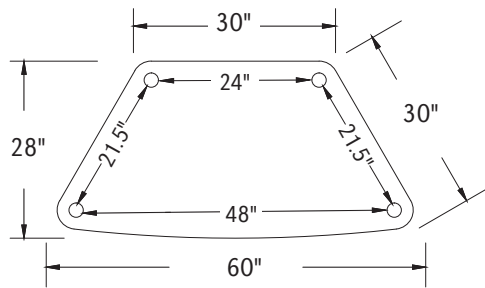


Model Number	Table Top Size	Shpg. Wght	Leg Count	LAMINATE TOP EDGES		
				2B	3A	4B
PTBMR	42" x 66"	102	5	\$1108	\$1295	\$1457

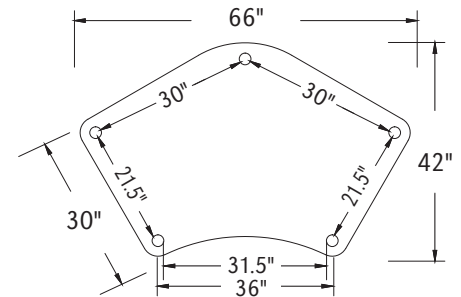
Note: These special shapes are available in 3 edge choices only.



TILTED SQUARE



TRAPEZOID



BOOMER

OPTIONS

Add upcharge to list price and code to model number

CAS3	3" Black Locking Casters	\$29	ea.
GD3	Flat Ganging Device for Café & Training Tables	\$107	
STH	Special Table Height, other than 29"	\$225	

SL	Square Leg/Column	\$90	per leg
PC	Polished Chrome - per leg (round leg only)	\$45	
SLG	Self-Leveling Glide	\$10	per glide

MODEL / DESCRIPTION / LIST PRICING

POST | FOLDING | ROUND


Model Number	Table Top Size	Shpg. Wght	Leg Count	LAMINATE TOP ASSORTED EDGES							VENEER TOP	
				GRP 1	GRP 2	GRP 3	GRP 4	GRP 5	GRP 6	GRP 7	GRP 8	GRP 9
PF42D	42" Dia.	101	4	\$1758	\$1796	\$1947	\$2040	\$2321	\$2556	\$2837	\$4321	\$5144
PF48D	48" Dia.	114	4	\$1855	\$1900	\$2083	\$2194	\$2532	\$2814	\$3153	\$4632	\$5423
PF54D	54" Dia.	129	4	\$1871	\$1918	\$2100	\$2216	\$2564	\$2852	\$3199	\$4680	\$5464
PF60D	60" Dia.	147	4	\$2107	\$2172	\$2432	\$2596	\$3084	\$3491	\$3981	\$5444	\$6156

POST | FOLDING | SQUARE

Model Number	Table Top Size	Shpg. Wght	Leg Count	LAMINATE TOP ASSORTED EDGES							VENEER TOP	
				GRP 1	GRP 2	GRP 3	GRP 4	GRP 5	GRP 6	GRP 7	GRP 8	GRP 9
PF42S	42" Sq.	113	4	\$1731	\$1768	\$1907	\$1997	\$2261	\$2481	\$2745	\$4232	\$5064
PF48S	48" Sq.	130	4	\$1824	\$1869	\$2038	\$2145	\$2465	\$2732	\$3052	\$4531	\$5334
PF54S	54" Sq.	149	4	\$1956	\$2008	\$2221	\$2353	\$2751	\$3083	\$3481	\$4953	\$5714
PF60S	60" Sq.	171	4	\$2130	\$2196	\$2465	\$2632	\$3132	\$3553	\$4057	\$5520	\$6222

POST | FOLDING | RECTANGLE

Model Number	Table Top Size	Shpg. Wght	Leg Count	LAMINATE TOP ASSORTED EDGES							VENEER TOP	
				GRP 1	GRP 2	GRP 3	GRP 4	GRP 5	GRP 6	GRP 7	GRP 8	GRP 9
PF3060	30 X 60	106	4	\$1857	\$1904	\$2087	\$2198	\$2540	\$2822	\$3163	\$4642	\$5433
PF3072	30 X 72	118	4	\$1924	\$1973	\$2177	\$2303	\$2683	\$2998	\$3374	\$4851	\$5621
PF3084	30 X 84	147	4	\$2044	\$2106	\$2346	\$2497	\$2949	\$3324	\$3778	\$5245	\$5975
PF3096	30 X 96	158	4	\$2074	\$2137	\$2388	\$2545	\$3013	\$3406	\$3876	\$5342	\$6061
PF3660	36 X 60	118	4	\$1952	\$2006	\$2217	\$2351	\$2747	\$3078	\$3475	\$4948	\$5709
PF3672	36 X 72	131	4	\$2027	\$2087	\$2323	\$2469	\$2910	\$3278	\$3719	\$5188	\$5922
PF3684	36 X 84	163	4	\$2124	\$2191	\$2456	\$2622	\$3121	\$3537	\$4036	\$5500	\$6204
PF3696	36 X 96	176	4	\$2197	\$2270	\$2559	\$2741	\$3284	\$3737	\$4279	\$5740	\$6418



Note: Folding legs are only available with round column.

OPTIONS

Add upcharge to list price and code to model number

CAS3	3" Mobile Casters	\$29	ea.
GD3	Flat Ganging Device for Café & Training Tables	\$107	
STH	Special Table Height, other than 29"	\$225	

PC	Polished Chrome - per leg	\$45	
RAD	3" Radius Corners for 3MM Edge	\$225	per table
SLG	Self-Leveling Glide	\$10	per glide



POST RECTANGLE CONFERENCE TABLE



POST RACETRACK CONFERENCE TABLE

ORDERING INFORMATION

- | | |
|-----------------|-------------------------------|
| 1) Series Name | 5) Laminate Selection and No. |
| 2) Model Number | 6) Edge Style Code and Color |
| 3) Size | 7) Wood Species |
| 4) Quantity | 9) Wood Stain Color |
| 5) Frame Color | 10) Optional Items |

POST CONFERENCE SPECIFICATIONS

Post Base

- Table Height** Table height is 29" to 30" depending on table top specified.
- Legs** The Post Conference leg is made with 3", 14 gauge round steel tubing.
- Plate** 8" x 8" stamped metal plate.
- Glides** Adjustable glides (Standard).
- Assembly** Base mounts to top with 1/4" - 20 machine screws into metal inserts - NO WOOD SCREWS ARE USED.
- For tables over 72" in length, two heavy duty steel stretcher bars are provided.

Table Tops

Table top core is CARB Compliant 1.25" particle board. Laminate and phenolic backing are glued with water based adhesives.

Edge Selection

ERG offers a wide variety of table top edge materials including PVC, wood, aluminum and resin/urethane. Refer to "Table Edges and Profiles" at beginning of "Tables" section.

FINISHES

Table Bases and Legs

Post legs are finished in your choice of standard powder coat colors or optional polished chrome.

Laminate/Veneer Selections

ERG offers over 1000 standard laminate choices from Nevamar, Wilsonart, Formica and Pionite. Wood veneer is available in transparent stain colors - custom stain matching available.

OPTIONS

- CODE: STH - Special Table Height (any table height other than 29")
- CODE: GD - Flat Ganging Device for Café & Training Tables
- CODE: COT - Oval table top
- CODE: CBT - Boat table top
- CODE: PC - Polished Chrome Legs
- CODE: RAD - 3" Radius Corners for 3MM Edge
- CODE: CAT - Almost Rectangle Table Top
- CODE: SLG - Self-Leveling Glide
- TABLE ACCESSORIES - Modesty Panels, Bridges, Grommets, Wire Management, Power & Communication Options, Table Dollies - see accessories online under the 'Products' tab

Note: When ordering modesty panel, table and panel must have 3MM edge.

MODEL / DESCRIPTION / LIST PRICING

POST | CONFERENCE | RECTANGLE

Model Number	Table Top Size	Shpg. Wght	Leg Count	LAMINATE TOP ASSORTED EDGES							VENEER TOP	
				GRP 1	GRP 2	GRP 3	GRP 4	GRP 5	GRP 6	GRP 7	GRP 8	GRP 9
PC4272	42 X 72	207	4	\$1882	\$1988	\$2303	\$2723	\$3722	\$3984	\$4511	\$6807	\$8660
PC4284	42 X 84	234	4	\$2010	\$2130	\$2483	\$2955	\$4076	\$4373	\$4962	\$7388	\$9326
PC4296	42 X 96	262	4	\$2139	\$2271	\$2663	\$3189	\$4431	\$4758	\$5412	\$7968	\$9995
PC4872	48 X 72	220	4	\$1972	\$2087	\$2429	\$2885	\$3969	\$4253	\$4825	\$7212	\$9125
PC4884	48 X 84	234	4	\$2234	\$2364	\$2751	\$3268	\$4495	\$4820	\$5466	\$8169	\$10336
PC4896	48 X 96	280	4	\$2373	\$2516	\$2944	\$3517	\$4878	\$5235	\$5953	\$8795	\$11057
PC48108*	48 X 108	310	6	\$2622	\$2778	\$3250	\$3879	\$5370	\$5764	\$6548	\$9696	\$12201
PC48120*	48 X 120	340	6	\$2761	\$2933	\$3445	\$4130	\$5753	\$6182	\$7037	\$10322	\$12920
PC48144*	48 X 144	380	6	\$3257	\$3458	\$4055	\$4847	\$6733	\$7231	\$8224	\$12118	\$15205
PC6096	60 X 96	316	4	\$2619	\$2787	\$3288	\$3961	\$5555	\$5972	\$6811	\$9901	\$12327
PC60108*	60 X 108	351	6	\$2950	\$3141	\$3711	\$4470	\$6274	\$6749	\$7698	\$11173	\$13902
PC60120*	60 X 120	385	6	\$3109	\$3316	\$3933	\$4757	\$6714	\$7227	\$8256	\$11890	\$14725
PC60144*	60 X 144	410	6	\$3791	\$4037	\$4777	\$5764	\$8104	\$8721	\$9953	\$14408	\$17894

* Asterisk after model number indicates 2 piece tops with center seam for tables over 96"

POST | CONFERENCE | RACETRACK

Model Number	Table Top Size	Shpg. Wght	Leg Count	LAMINATE TOP ASSORTED EDGES							VENEER TOP	
				GRP 1	GRP 2	GRP 3	GRP 4	GRP 5	GRP 6	GRP 7	GRP 8	GRP 9
PC4272RT	42 X 72	207	4-3"	\$2133	\$2262	\$2652	\$3174	\$4409	\$4734	\$5386	\$7935	\$9953
PC4284RT	42 X 84	234	4-3"	\$2261	\$2405	\$2835	\$3406	\$4763	\$5122	\$5838	\$8513	\$10621
PC4296RT	42 X 96	262	4-3"	\$2389	\$2546	\$3013	\$3637	\$5118	\$5508	\$6287	\$9094	\$11287
PC4872RT	48 X 72	220	4-3"	\$2222	\$2361	\$2778	\$3335	\$4657	\$5004	\$5700	\$8337	\$10419
PC4884RT	48 X 84	250	4-3"	\$2483	\$2638	\$3102	\$3718	\$5184	\$5570	\$6341	\$9295	\$11630
PC4896RT	48 X 96	280	4-3"	\$2697	\$2874	\$3400	\$4102	\$5773	\$6211	\$7090	\$10259	\$12738
PC48108RT*	48 X 108	310	6-3"	\$2922	\$3108	\$3670	\$4419	\$6197	\$6664	\$7599	\$11046	\$13756
PC48120RT*	48 X 120	340	6-3"	\$3061	\$3262	\$3866	\$4669	\$6579	\$7083	\$8088	\$11672	\$14475
PC48144RT*	48 X 144	380	6-3"	\$3559	\$3786	\$4474	\$5387	\$7559	\$8131	\$9276	\$13468	\$16760
PC6096RT	60 X 96	316	4-3"	\$2917	\$3117	\$3710	\$4501	\$6378	\$6873	\$7861	\$11251	\$13879
PC60108RT*	60 X 108	351	6-3"	\$3250	\$3470	\$4131	\$5009	\$7099	\$7649	\$8750	\$12525	\$15454
PC60120RT*	60 X 120	385	6-3"	\$3360	\$3590	\$4283	\$5208	\$7401	\$7977	\$9132	\$13016	\$16019
PC60144RT*	60 X 144	410	6-3"	\$4479	\$4794	\$5741	\$7001	\$9997	\$10784	\$12360	\$17504	\$21455

* Asterisk after model number indicates 2 piece tops with center seam for tables over 96"

OPTIONS

Add upcharge to list price and code to model number

GD3	Flat Ganging Device for Café & Training Tables	\$107	
COT	Oval table top - add to rectangle top price	add 20%	
CBT	Boat table top - add to rectangle top price	add 25%	
PC	Polished Chrome - per leg	\$45	

STH	Special Table Height - any height other than 29"	\$393	
RAD	Radius Corners for 3MM Edge	\$225	per table
CAT	Almost Rectangle table top	add 25%	
SLG	Self-Leveling Glide	\$10	per glide



POST JR. 30" SQUARE WITH
BENTON JR. CHAIR



POST JR. 30" DIAMETER

ORDERING INFORMATION

- | | |
|-----------------|-------------------------------|
| 1) Series Name | 5) Powder Coat Paint Color |
| 2) Model Number | 6) Laminate Selection and No. |
| 3) Size | 7) Edge Style Code and Color |
| 4) Quantity | 8) Optional Items |

POST JR. wSPECIFICATIONS

Post Table Base

- Table Height** Junior table height is available at 20" or 24" depending on table top specified.
- Legs** The Post Jr. leg is made with 2", 14 gauge round steel tubing.
- Plate** 2" x 4" stamped metal plate.
- Glides** Factory installed vinyl glides are standard.
- Assembly** Post base is a completely welded one piece base, no tie-rod assembly. The top plate is welded to the vertical column. Base mounts to tabletop with 1/4-20 x 1" machine screws into metal inserts in top; NO WOOD SCREWS ARE USED.

Table Tops

Table top core is CARB Compliant 1.25" particle board. Laminate and phenolic backing are glued with water based adhesives.

FINISHES

Leg Finish Colors:

Standard powder coat paint colors.

Laminate/Veneer Selections

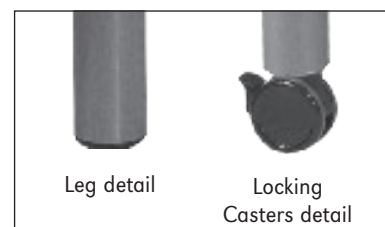
ERG offers over 1000 standard laminate choices from Nevamar, Wilsonart, Formica and Pionite. Wood veneer is available in transparent stain colors - custom stain matching available.

Edge Selection

ERG offers a wide variety of table top edge materials including PVC, wood, aluminum, resin and laminate. Refer to "Table Edges and Profiles" at beginning of "Tables" section.

OPTIONS

- CODE: CAS3 - 3" Black Locking Casters
- CODE: GD - Flat Ganging Device for Café & Training Tables
- CODE: STH - Special Table Height, for any table height other than 24"
- CODE: SLG - Self-Leveling Glide
- TABLE ACCESSORIES - Modesty Panels, Bridges, Grommets, Wire Management, Power & Communication Options, Table Dollies - See accessories online under the 'Products' tab



Leg detail

Locking
Casters detail

MODEL / DESCRIPTION / LIST PRICING

POST | JUNIOR | SQUARE ■

Model Number	Table Top Size	Table. Height	Shpg. Wght	Leg Count	LAMINATE TOP ASSORTED EDGES						
					GRP 1	GRP 2	GRP 3	GRP 4	GRP 5	GRP 6	GRP 7
1357	30" x 30"	20"	48	4	\$710	\$725	\$832	\$923	\$1106	\$1257	\$1438

POST | JUNIOR | ROUND ●

Model Number	Table Top Size	Table. Height	Shpg. Wght	Leg Count	LAMINATE TOP ASSORTED EDGES						
					GRP 1	GRP 2	GRP 3	GRP 4	GRP 5	GRP 6	GRP 7
1358	30" D	20"	40	4	\$683	\$709	\$761	\$806	\$883	\$988	\$1144
1359	36" D	24"	50	4	\$816	\$842	\$894	\$938	\$1016	\$1121	\$1277



ELLIOT JUNIOR CHAIRS AND POST JR. 36" DIAMETER TABLE

OPTIONS

Add upcharge to list price and code to model number

CAS3	Black Locking Casters	\$29	ea.
GD3	Flat Ganging Device for Café & Training Tables	\$107	

STH	Special Table Height, other than 20" or 24"	\$225	
SLG	Self-Leveling Glide	\$10	per glide

SINGLE POWER APPLICATION



Ashley Uno

- features:
- 1 AC 15 Amp Power Outlets
 - 2 USB 4.2 Amps
 - 72" Power Cord

MODEL

- Black:** 305126.01.04.06
Silver: 305126.01.01.06
White: 305126.01.VV.06

LIST PRICE

\$393



Ashley Duo

- features:
- 2 AC 15 Amp Power Outlets
 - 2 USB 4.2 Amps
 - 72" Power Cord

MODEL

- Black:** 305051.01.04.06
Silver: 305051.01.01.06
White: 305051.01.VV.06

LIST PRICE

\$425



Ashley Trio

- features:
- 3 AC 15 Amp Power Outlets
 - 2 USB 4.2 Amps
 - 1 HDMI Port
 - 72" Power Cord

MODEL

- Black:** 305054.01.04.06/HDMI-KEY-B
Silver: 305054.01.01.06/HDMI-KEY-B
White: 305054.01.VV.06/HDMI-KEY-B

LIST PRICE

\$545

Note: As application constraints may vary with each order, ERG must approve all power applications. 72" power cord length is standard for all Ashley power and data units.

120" power cord available - please specify when ordering.

MULTIPLE POWER UNIT APPLICATION (DAISY CHAIN)



Ashley Smart Box (required for daisy chain)

- features:
- 144" bracket attachment

MODEL
400022-1-7

LIST PRICE
\$661



Ashley Uno - Daisy Chain Unit

- features:
- 1 AC 15 Amp Power Outlets
 - 2 USB 4.2 Amps
 - 12" daisy chain cord

MODEL
Black: 400080.01.04.01
Silver: 400080.01.01.01
White: 400080.01.VW.01

LIST PRICE
\$387



Ashley Duo - Daisy Chain Unit

- features:
- 2 AC 15 Amp Power Outlets
 - 2 USB 4.2 Amps
 - 12" daisy chain cord

MODEL
Black: 400048.01.04.01
Silver: 400048.01.01.01
White: 400048.01.VW.01

LIST PRICE
\$401



Ashley Trio - Daisy Chain Unit

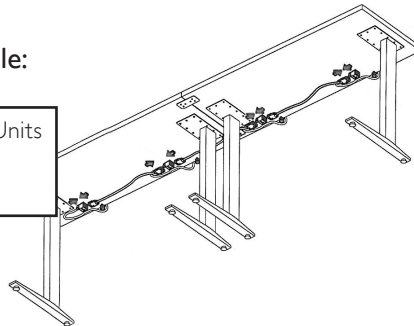
- features:
- 3 AC 15 Amp Power Outlets
 - 2 USB 4.2 Amps
 - 1 HDMI Port
 - 12" daisy chain cord

MODEL
Black: 400051.01.04.01/HDMI-KEY-B
Silver: 400051.01.01.01/HDMI-KEY-B
White: 400051.01.VW.01/HDMI-KEY-B

LIST PRICE
\$564

Daisy Chain order example:

- 4 Ashley Uno Daisy Chain Units
- 3 30" Jumpers
- 1 Ashley Smart Box



JUMPER LENGTHS AVAILABLE BASED ON TABLE SIZE - SEE BELOW

12" - 30" TABLES

	MODEL	LIST PRICE
12" Jumper	400023.1.1	\$101
24" Jumper	400023.1.2	
30" Jumper	400023.1.17	

36" - 60" TABLES

	MODEL	LIST PRICE
36" Jumper	400023.1.18	\$117
48" Jumper	400023.1.4	
60" Jumper	400023.1.6	

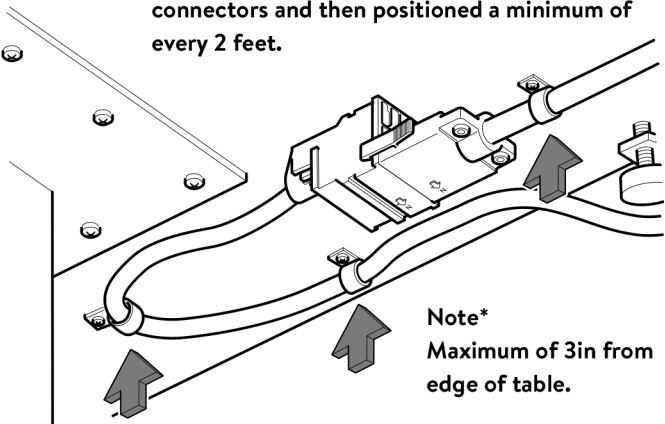
72" - 120" TABLES

	MODEL	LIST PRICE
72" Jumper	400023.1.10	\$138
96" Jumper	400023.1.21	
120" Jumper	400023.1.28	

MULTIPLE POWER UNIT APPLICATION
(DAISY CHAIN INSTALLATION EXAMPLE)

Install Cord Supports

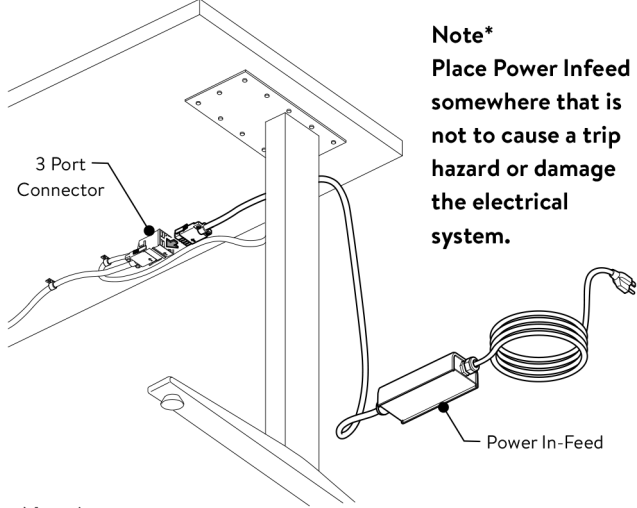
Note*
Cord supports should be located close to connectors and then positioned a minimum of every 2 feet.



Note*
Maximum of 3in from edge of table.

Note*
The cord shall not hang down more than 6 inches below the underside of the table.

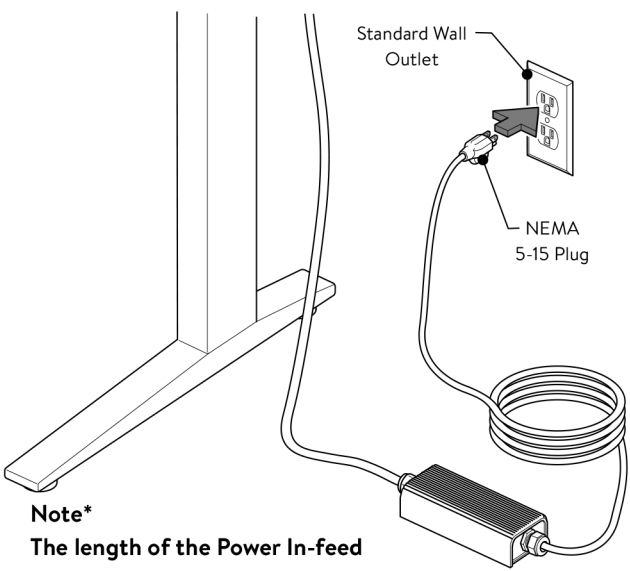
Install Connector End of Power In-Feed into 3-port Connector on any Power Module.



Note*
Place Power Infeed somewhere that is not to cause a trip hazard or damage the electrical system.

Note*
Never use more than one Power In-feed.

Insert NEMA 5-15 Plug into a properly wired/grounded (Non GFCI) Standard Wall Outlet



Note*
The length of the Power In-feed NEMA cord as specified in our Condition of Accountability:



Cove Rectangle (power only)

- includes:
- 2 electrical outlets (12 AMP / 120 VOLT)
 - 108" 15 AMP single circuit cord
- ETL listed

MODEL	LIST PRICE
Black: COV-2-B-108	\$359
Silver: COV-2-S-108	
White: COV-2-GW-108	



Cove Rectangle (power / convenience outlet)

- includes:
- 2 electrical outlets (12 AMP / 120 VOLT)
 - convenience outlet
 - 108" 15 AMP single circuit cord
- ETL listed

MODEL	LIST PRICE
Black: COV-21-B-108	\$390
Silver: COV-21-S-108	
White: COV-21-GW-108	



Cove Rectangle (power and USB)

- includes:
- 1 electrical outlet (12 AMP / 120 VOLT)
 - 2 USB charging outlets
 - 108" 15 AMP single circuit cord
- ETL listed

MODEL	LIST PRICE
Black: COV-1U-B-108	\$509
Silver: COV-1U-S-108	
White: COV-1U-GW-108	



Cove Rectangle (power and USB)

- includes:
- 2 electrical outlets (12 AMP / 120 VOLT)
 - 2 USB charging outlets
 - 108" 15 AMP single circuit cord
- ETL listed

MODEL	LIST PRICE
Black: COV-2U-B-108	\$541
Silver: COV-2U-S-108	
White: COV-2U-GW-108	



Cove Rectangle (power, USB and conv. outlets)

- includes:
- 2 electrical outlets (12 AMP / 120 VOLT)
 - 2 USB charging outlets
 - 2 convenience outlets
 - 108" 15 AMP single circuit cord
- ETL listed

MODEL	LIST PRICE
Black: COV-22U-B-108	\$720
Silver: COV-22U-S-108	
White: COV-22U-GW-108	

Additional Cord Lengths	LIST PRICE
36" Cord	\$32
144" Cord	\$45
180" Cord	\$58
240" Cord	\$88

Note: As application constraints may vary with each order, ERG must approve all power applications.

Placement and Dimensions

For Cove power locations, please provide detailed drawing

- Cove dimensions:
- COV-2 / COV-1U: 5.0" x 2.5"
 - COV-21 / COV-2U: 5.75" x 2.5"
 - COV-22U: 7.75" x 2.5"

Option Code: TTC - Table Top Cutout
(cutout only, no power unit)
\$169 list • per cutout, per table
Custom Cutout • call for quote
requires diagram and dimensions for approved placement



Cove Rectangle (power, USB and conv. outlet)

- includes:
- 3 electrical outlets (12 AMP / 120 VOLT)
 - 2 USB charging outlets
 - 1 convenience outlet
 - 108" 15 AMP single circuit cord
- ETL listed


MODEL	LIST PRICE
Black: COV-3IU-B-108	\$690
Silver: COV-3IU-S-108	
White: COV-3IU-GW-108	



Cove Rectangle (power, USB and RJ45)

- includes:
- 2 electrical outlets (12 AMP / 120 VOLT)
 - 2 USB charging outlets
 - 1 RJ45 cat 6 data jack
 - 108" 15 AMP single circuit cord
- ETL listed


MODEL	LIST PRICE
Black: COV-RJ-2U-B-108	\$541
Silver: COV-RJ-2U-S-108	
White: COV-RJ-2U-GW-108	



Cove Round (power only)

- includes:
- 2 electrical outlets (12 AMP / 120 VOLT)
 - 108" 15 AMP single circuit cord
- ETL listed

MODEL	LIST PRICE
Black: COV-R-2-B-108	\$359
Silver: COV-R-2-S-108	
White: COV-R-2-GW-108	



Cove Round (power and USB)

- includes:
- 1 electrical outlet (12 AMP / 120 VOLT)
 - 2 USB charging outlets
 - 108" 15 AMP single circuit cord
- ETL listed

MODEL	LIST PRICE
Black: COV-R-1U-B-108	\$509
Silver: COV-R-1U-S-108	
White: COV-R-1U-GW-108	



Cove Round (power and USB)

- includes:
- 2 electrical outlets (12 AMP / 120 VOLT)
 - 2 USB charging outlets
 - 108" 15 AMP single circuit cord
- ETL listed

MODEL	LIST PRICE
Black: COV-R-2U-B-108	\$512
Silver: COV-R-2U-S-108	
White: COV-R-2U-GW-108	

Additional Cord Lengths	LIST PRICE
36" Cord	\$32
144" Cord	\$45
180" Cord	\$58
240" Cord	\$88

Note: As application constraints may vary with each order, ERG must approve all power applications.

Placement and Dimensions

For Cove power locations, please provide detailed drawing

Cove dimensions:
COV3IU: 7.75" x 2.5"
COVRJ: 7.25" x 2.5"

Cove Round dimensions:
COV-R-2 / COV-R-1U: 5.25" diameter
COV-R-2U: 6" diameter

Option Code: TTC - Table Top Cutout
(cutout only, no power unit)
\$169 list • per cutout, per table
Custom Cutout • call for quote
requires diagram and dimensions for approved placement



Cove Mini - Round (power only)

- includes:
- 2 electrical outlets (12 AMP / 120 VOLT)
 - 108" 15 AMP single circuit cord
- ETL listed

MODEL **LIST PRICE**

- Black:** COV-SM-R-2-B-108 \$359
Silver: COV-SM-R-2-S-108
White: COV-SM-R-2-GW-108



Cove Mini - Round (power and USB)

- includes:
- 1 electrical outlet (12 AMP / 120 VOLT)
 - 2 USB charging outlets
 - 108" 15 AMP single circuit cord
- ETL listed

MODEL **LIST PRICE**

- Black:** COV-SM-R-IU-B-108 \$509
Silver: COV-SM-R-IU-S-108
White: COV-SM-R-IU-GW-108



Cove Mini - Rectangle (power only)

- includes:
- 2 electrical outlets (12 AMP / 120 VOLT)
 - 108" 15 AMP single circuit cord
- ETL listed

MODEL **LIST PRICE**

- Black:** COV-SM-2-B-108 \$300
Silver: COV-SM-2-S-108
White: COV-SM-2-GW-108



Cove Mini - Rectangle (power and USB)

- includes:
- 1 electrical outlet (12 AMP / 120 VOLT)
 - 2 USB charging outlets
 - 108" 15 AMP single circuit cord
- ETL listed

MODEL **LIST PRICE**

- Black:** COV-SM-IU-B-108 \$449
Silver: COV-SM-IU-S-108
White: COV-SM-IU-GW-108

Additional Cord Lengths	LIST PRICE
36" Cord	\$32
144" Cord	\$45
180" Cord	\$58
240" Cord	\$88

Note: As application constraints may vary with each order, ERG must approve all power applications.

Placement and Dimensions

For Cove power locations, please provide detailed drawing

Cove Mini dimensions:
 COV-SM-R-2 / COV-SM-R-IU: 4" diameter
 COV-SM-2 / COV-SM-IU: 3.75" x 2.25"

Option Code: TTC - Table Top Cutout (cutout only, no power unit)
 \$169 list • per cutout, per table
 Custom Cutout • call for quote
 requires diagram and dimensions for approved placement



Villa (power only)

- includes:
- 2 electrical outlets (15 AMP / 125 VOLT)
 - 2 knockouts for RJ45 cat 6 data
 - 1 convenience receptacle
 - 72" 15 AMP single circuit cord
 - 4 cable clamps
- UL/ETL listed

MODEL

- Black Finish**
VIL-C-DKO-B-72 (power unit)
VIL-GROM-F-B (flush lid grommet)

LIST PRICE
(includes grommet)

\$359

Silver Finish

- VIL-C-DKO-S-72 (power unit)
VIL-GROM-F-S (flush lid grommet)

\$359



Villa (power and data)

- includes:
- 2 electrical outlets (15 AMP / 125 VOLT)
 - 2 RJ45 cat 6 data jacks
 - 1 convenience receptacle
 - 72" 15 AMP single circuit cord
 - 4 cable clamps
- UL/ETL listed

MODEL

- Black Finish**
VIL-C-D-B-72 (power unit)
VIL-GROM-F-B (flush lid grommet)

LIST PRICE
(includes grommet)

\$541

Silver Finish

- VIL-C-D-S-72 (power unit)
VIL-GROM-F-S (flush lid grommet)

\$541



Villa (power, data and A/V)

- includes:
- 2 electrical outlets (15 AMP / 125 VOLT)
 - 1 RJ45 cat 6 data jack
 - 1 mini stereo
 - 1 15-pin HD VGA f/f
 - 1 convenience receptacle
 - 72" 15 AMP single circuit cord
 - 4 cable clamps
- UL/ETL listed

MODEL

- Black Finish**
VIL-C-V-B-72 (power unit)
VIL-GROM-F-B (flush lid grommet)

LIST PRICE
(includes grommet)

\$606

Silver Finish

- VIL-C-V-S-72 (power unit)
VIL-GROM-F-S (flush lid grommet)

\$606



Villa (power, data and USB)

- includes:
- 2 electrical outlets (15 AMP / 125 VOLT)
 - 2 RJ45 cat 6 data jacks
 - 2 USB charging outlets
 - 1 convenience receptacle
 - 72" 15 AMP single circuit cord
 - 4 cable clamps
- UL/ETL listed

MODEL

- Black Finish**
VIL-C-U-D-B-72 (power unit)
VIL-GROM-F-B (flush lid grommet)

LIST PRICE
(includes grommet)

\$706

Silver Finish

- VIL-C-U-D-S-72 (power unit)
VIL-GROM-F-S (flush lid grommet)

\$706

Additional Cord Lengths

Additional Cord Lengths	LIST PRICE
36" Cord	\$32
108" Cord	\$32
144" Cord	\$45
180" Cord	\$58
240" Cord	\$88

Note: As application constraints may vary with each order, ERG must approve all power applications.

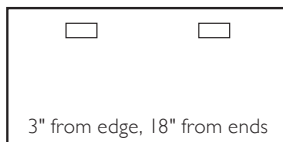
Placement and Dimensions

Standard placements below, for custom locations, please provide detailed drawing.

single power unit



two power units



Villa dimensions:

Grommet:
3.39" x 5.68"
Power Unit:
3.20" x 8.63" x 2.25"

Option Code: TTC - Table Top Cutout
(cutout only, no power unit)

\$169 list • per cutout, per table

Custom Cutout • call for quote

requires diagram and dimensions for approved placement

Note: When ordering kits, table length must be specified.



Villa Daisy Link™ Kit (power only)

- includes:
- 2 electrical outlets (15 AMP / 125 VOLT)
 - 2 data knockouts
 - 1 hardwire, 2 circuit cord (20 AMP)
 - 1 FM cable
 - 1 FF cable
 - 4 cable clamps
- Power Base is UL listed

MODEL	LIST PRICE
Black Finish	(includes kit & flush lid grommet)
VIF-41-DKOB-___-K (power unit kit)	\$480
VIF-41-DKOB-___-DK (double kit)	\$900
Silver Finish	
VIF-41-DKOS-___-K (power unit kit)	\$480
VIF-41-DKOS-___-DK (double kit)	\$900



Villa Daisy Link™ Kit (power and data)

- includes:
- 2 electrical outlets (15 AMP / 125 VOLT)
 - 2 RJ45 cat 6 data jacks
 - 1 hardwire, 2 circuit cord (20 AMP)
 - 1 FM cable
 - 1 FF cable
 - 4 cable clamps
- Power Base is UL listed

MODEL	LIST PRICE
Black Finish	(includes kit & flush lid grommet)
VIF-4-I-D-B-___-K (power unit kit)	\$630
VIF-4-I-D-B-___-DK (double kit)	\$1049
Silver Finish	
VIF-4-I-D-S-___-K (power unit kit)	\$630
VIF-4-I-D-S-___-DK (double kit)	\$1049



Villa Daisy Link™ Kit (power and USB)

- includes:
- 2 electrical outlets (15 AMP / 125 VOLT)
 - 2 USB charging outlets
 - 2 data knockouts
 - 1 FM cable
 - 1 FF cable
 - 4 cable clamps
- Power Base is UL listed

MODEL	LIST PRICE
Black Finish	(includes kit & flush lid grommet)
VIF-4IUDKOB-___-K (power unit kit)	\$660
VIF-4IUDKOB-___-DK (double kit)	\$1260
Silver Finish	
VIF-4IUDKOS-___-K (power unit kit)	\$660
VIF-4IUDKOS-___-DK (double kit)	\$1260



Villa Daisy Link™ Kit (power, data and USB)

- includes:
- 2 electrical outlets (15 AMP / 125 VOLT)
 - 2 RJ45 cat 6 data jacks
 - 2 USB charging outlets
 - 1 FM cable
 - 1 FF cable
 - 4 cable clamps
- Power Base is UL listed

MODEL	LIST PRICE
Black Finish	(includes kit & flush lid grommet)
VIF-41-UDB-___-K (power unit kit)	\$809
VIF-41-UDB-___-DK (double kit)	\$1290
Silver Finish	
VIF-41-UDS-___-K (power unit kit)	\$809
VIF-41-UDS-___-DK (double kit)	\$1290

Hard Wire Cable 72"
hardwire infeed - up to 2 circuits

MODEL	LIST PRICE
42SB2-72	\$137

Quick Disconnect Box
hardwire solution with corded convenience

MODEL	LIST PRICE
42QD	\$72

Note: As application constraints may vary with each order, ERG must approve all power applications. When ordering, table length must be specified. For tables larger than 72", two units are required.

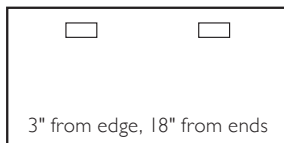
Placement and Dimensions

Standard placements shown below, for custom locations, please provide detailed drawing.

single power unit



two power units



Villa dimensions:
Grommet:
3.39" x 5.68"
Power Unit:
3.20" x 8.63" x 2.25"

Option Code: TTC - Table Top Cutout
(cutout only, no power unit)
\$169 list • per cutout, per table
Custom Cutout • call for quote
requires diagram and dimensions for approved placement



Interact G2 (power only)

- includes:
- 2 electrical outlets (15 AMP / 125 VOLT)
 - 1 convenience receptacle
 - 72" 15 AMP single circuit cord
 - (2) cord pass-throughs
 - (2) RJ45 cat 6 data knockouts
 - (1) telecom cutout (see options below)
- ETL listed

MODEL	LIST PRICE
Black Textured Finish ACT-21-B-72	\$449
Silver Pearl Finish ACT-21-S-72	\$449



Interact G2 (with USB)

- includes:
- 2 electrical outlets (15 AMP / 125 VOLT)
 - 1 convenience receptacle
 - 2 USB charging outlets
 - 72" 15 AMP single circuit cord
 - (2) cord pass-throughs
 - (2) RJ45 cat 6 data knockouts
 - (1) telecom cutout (see options below)
- ETL listed

MODEL	LIST PRICE
Black Textured Finish ACT-21U-B-72	\$630
Silver Pearl Finish ACT-21U-S-72	\$630

Telecom Plate Options

- RJ11 cat 3 voice + RJ45 cat 6 data
- (2) RJ45 cat 6 data
- (4) RJ45 cat 6 data
- USB A/A connector (incl. 72" patch cord)
- (2) USB A/A connectors (incl. 72" patch cord)
- HDMI video
- mini stereo + VGA video

MODEL	LIST PRICE
A-BL-A-B	\$120
A-BL-B-B	\$158
A-BL-B-B-B-B	\$307
A-BL-102	\$83
A-BL-102-102	\$158
A-BL-C45	\$184
A-BL-C51-L	\$181

Additional Cord Lengths	LIST PRICE
36" Cord	\$32
108" Cord	\$32
144" Cord	\$45
180" Cord	\$58
240" Cord	\$88

Note: As application constraints may vary with each order, ERG must approve all power applications.

Placement and Dimensions

Unit dimensions shown below. For power/data installation locations, please provide detailed drawing.

Unit dimensions:
Interact G2: 4.75" x 8.375"

**Option Code: TTC - Table Top Cutout
(cutout only, no power unit)**
\$169 list • per cutout, per table
Custom Cutout • call for quote
requires diagram and dimensions for approved placement



Interface G2 (power only)

- includes:
- 4 electrical outlets (15 AMP / 125 VOLT)
 - 1 convenience receptacle
 - 72" 15 AMP single circuit cord
 - (3) telecom cutouts (see options below)
- ETL listed


MODEL	LIST PRICE
Black Textured Finish INT-41-B-72	\$1121
Silver Pearl Finish INT-41-S-72	\$1121



Interface G2 (power and USB)

- includes:
- 4 electrical outlets (15 AMP / 125 VOLT)
 - 2 USB charging outlets
 - 1 convenience receptacle
 - 72" 15 AMP single circuit cord
 - (3) telecom cutouts (see options below)
- ETL listed

MODEL	LIST PRICE
Black Textured Finish INT-41U-B-72	\$1303
Silver Pearl Finish INT-41U-S-72	\$1303



Interface II TT (two sided unit)

- includes:
- 8 electrical outlets (15 AMP / 125 VOLT)
 - 72" 15 AMP single circuit cord
 - (8) telecom cutouts (see options below)
- UL/UCL listed

MODEL	LIST PRICE
Black Textured Finish INTRFC II TT SC	\$1401
Silver Pearl Finish INTRFC II TT CS	\$1401

Telecom Plate Options

- RJ11 cat 3 voice + RJ45 cat 6 data
- (2) RJ45 cat 6 data
- (4) RJ45 cat 6 data
- USB A/A connector (incl. 72" patch cord)
- (2) USB A/A connectors (incl. 72" patch cord)
- HDMI video
- mini stereo + VGA video

MODEL	LIST PRICE
A-BL-A-B	\$120
A-BL-B-B	\$158
A-BL-B-B-B-B	\$307
A-BL-102	\$83
A-BL-102-102	\$158
A-BL-C45	\$184
A-BL-C51-L	\$181

Additional Cord Lengths	LIST PRICE
36" Cord	\$32
108" Cord	\$32
144" Cord	\$45
180" Cord	\$58
240" Cord	\$88

Note: As application constraints may vary with each order, ERG must approve all power applications.

Placement and Dimensions

Unit dimensions shown below. For power/data installation locations, please provide detailed drawing.

Unit dimensions:

Interface G2: 6.0" x 13.625"

Interface II TT: 10.94" x 13.625"

Option Code: TTC - Table Top Cutout
(cutout only, no power unit)
\$169 list • per cutout, per table
Custom Cutout • call for quote
requires diagram and dimensions for approved placement



Oasis Mini A

- includes:
- 6 electrical outlets (15 AMP / 125 VOLT)
 - (2) 108" 15 AMP single circuit cords
 - (2) telecom cutouts (see options below)
- UL listed

MODEL	LIST PRICE
Black Finish OAM-A-PC-B	\$2085
Silver Pearl Finish OAM-A-PC-S	\$2085



Oasis Mini B

- includes:
- 4 electrical outlets (15 AMP / 125 VOLT)
 - (2) 108" 15 AMP single circuit cords
 - (3) telecom cutouts (see options below)
- UL listed

MODEL	LIST PRICE
Black Finish OAM-B-PC-B	\$2085
Silver Pearl Finish OAM-B-PC-S	\$2085



Oasis Mini U

- includes:
- 6 electrical outlets (15 AMP / 125 VOLT)
 - (2) 108" 15 AMP single circuit cords
 - 2 USB charging outlets
 - (1) telecom cutout (see options below)
- ETL listed

MODEL	LIST PRICE
Black Finish OAM-U-PC-B-108	\$2299
Silver Pearl Finish OAM-U-PC-S-108	\$2299



Telecom Plate Options

- RJ11 cat 3 voice + RJ45 cat 6 data
- (2) RJ45 cat 6 data
- (4) RJ45 cat 6 data
- HDMI video
- mini stereo + VGA video

MODEL	LIST PRICE
A-BL-A-B	\$120
A-BL-B-B	\$158
A-BL-B-B-B-B	\$307
A-BL-C45	\$184
A-BL-C51-L	\$181

Oasis Mini features a two door aluminum lid that retracts simultaneously into the table when opened

Outer Pan Options

- Black Outer Pan
- Silver Outer Pan

MODEL	LIST PRICE
OAM-OP-B	\$149
OAM-OP-S	\$149

Note: As application constraints may vary with each order, ERG must approve all power applications. 108" power cord is standard for all Oasis Mini units.

Placement and Dimensions

Standard placements shown below, for custom locations, please provide detailed drawing.

Unit dimensions:
Oasis Mini: 9" x 15"

Option Code: TTC - Table Top Cutout (cutout only, no power unit)
\$169 list • per cutout, per table
Custom Cutout • call for quote
requires diagram and dimensions for approved placement



Marina Power Dock

- includes:
- 4 electrical outlets (15 AMP / 120 VOLT)
 - 1 convenience receptacle
 - 4 USB charging outlets
 - (2) telecom cutouts (see options below)
 - 108" 15 AMP single circuit cord
- ETL listed

MODEL	LIST PRICE
Black Finish MAR-PD-B-108	\$2549
Silver Pearl Finish MAR-PD-S-108	\$2549



Marina HDMI

- includes:
- 4 electrical outlets (15 AMP / 120 VOLT)
 - 4 USB charging outlets
 - 4 HDMI "Show Me" cables
 - 1 4-position HDMI switch box
 - (2) telecom cutouts (see options below)
 - 1 15 ft. HDMI monitor cable
 - 108" 15 AMP single circuit cord
- ETL listed

MODEL	LIST PRICE
Black Finish MAR-H-B-108	\$10171
Silver Pearl Finish MAR-H-S-108	\$10171

Marina HDMI Adapter Accessories

- HDMI to Mini Display & Thunderbolt Adapter
- HDMI to Display Port Adapter Pack
- HDMI to VGA Adapter Pack w/ Audio Support
- HDMI to Apple Lightning Adapter Pack
- HDMI to Apple 30 pin Adapter Pack
- Adapter Sample Pack (includes one of each)

MODEL	LIST PRICE
ADPT-HDMI/MDP	\$167 (pack of 2)
ADPT-HDMI/DP	\$192 (pack of 2)
ADPT-HDMI/VGA	\$613 (pack of 2)
ADPT-HDMI/LTN	\$936 (pack of 2)
ADPT-HDMI/30PIN	\$1176 (pack of 2)
ADPT-SAMPLER	\$1480 (pack of 5)

Telecom Plate Options

- RJ11 cat 3 voice + RJ45 cat 6 data
- (2) RJ45 cat 6 data
- (4) RJ45 cat 6 data
- HDMI video
- mini stereo + VGA video

MODEL	LIST PRICE
A-BL-A-B	\$120
A-BL-B-B	\$158
A-BL-B-B-B-B	\$307
A-BL-C45	\$184
A-BL-C51-L	\$181

Note: As application constraints may vary with each order, ERG must approve all power applications. 108" power cord is standard on all Marina Power Dock and HDMI units.

Standard Placement and Dimensions

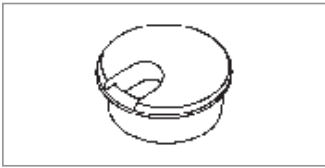
Standard placements shown below, for custom locations, please provide detailed drawing.

Unit dimensions:

Marina Power Dock: 13.2" x 7.95"
Marina HDMI: 13.2" x 7.95"

Option Code: TTC - Table Top Cutout
(cutout only, no power unit)
\$169 list • per cutout, per table
Custom Cutout • call for quote
requires diagram and dimensions for approved placement

TABLE GROMMETS / WIRE MANAGEMENT



Round Table Grommet

- 2 piece unit: cap and liner
- 1.75" inside diameter
- 2" overall diameter

MODEL

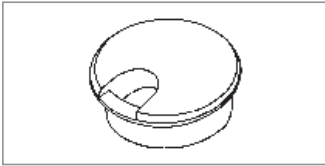
GR01-B **Black Finish**

LIST PRICE

\$57

GR01-S **Silver Finish**

\$57



Round Table Grommet

- 2 piece unit: cap and liner
- 2.5" inside diameter
- 3" overall diameter

MODEL

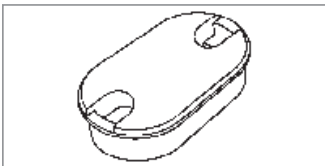
GR02-B **Black Finish**

LIST PRICE

\$71

GR02-S **Silver Finish**

\$71



Oval Table Grommet

- 2 piece unit: cap and liner
- 3.75" x 1.75" inside opening
- 4" x 2" overall

MODEL


GR03-B **Black Finish**

LIST PRICE

\$96

GR03-S **Silver Finish**

\$96



Access Hole

- For power/data daisy chain
- Available on laminate and upholstered units
- 1.75" diameter opening
- grommet insert (grommet cap if hole exposed)

MODEL

Laminate

AH-L

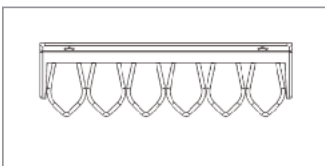
LIST PRICE

\$57

Upholstered

AH-U

\$57



6-Loop Wire Management

- under table cable grips
- six loops to organize wires
- black or silver finish

MODEL

Black Finish

GRIP6-B

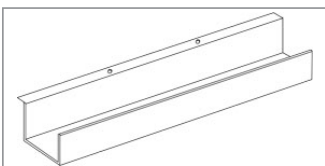
LIST PRICE

\$71 (set of 2)

Silver Finish

GRIP6-AL

\$71 (set of 2)



Wire Management Trough

- under table metal trough
- field installed

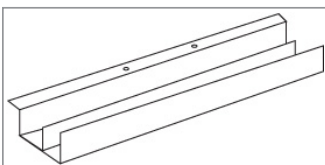
MODEL

Black Finish

MMTO1

LIST PRICE

\$123 per table



Split Channel Wire Management Trough

- under table metal trough
- two channels to separate voice/data
- field installed


MODEL

Black Finish

MMTO2

LIST PRICE

\$174 per table



Cable Channel

- highly effective plastic channel
- field installed with included tape
- 3 lengths available

MODEL

Black Finish

JCAB2 (2ft.)

JCAB3 (3ft.)

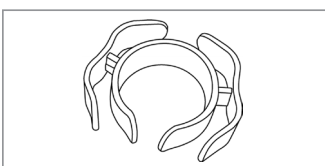
JCAB4 (4ft.)

LIST PRICE

\$46

\$70

\$92



Cable Clip

- snap on table leg installation
- no hardware required
- easily adjustable and customizable

MODEL

Black Finish

CBL2

LIST PRICE

\$30 (set of 2)

TABLE LEG WIRE MANAGEMENT



Plastic Stick On Snap Sleeve (Rectangular Metal Leg)	MODEL	LIST PRICE
features: • 24" or 36" snap sleeve wire concealment • front panel snaps shut with invisible hinge • textured edges protect against fingerprints	Black Matte	
	LWM2-04-B (24")	\$42
	LWM3-04-B (36")	\$54
	Gray	
	LWM2-04-G (24")	\$42
	LWM3-04-G (36")	\$54



Plastic Stick On Sleeve	MODEL	LIST PRICE
features: • 22" sleeve • attaches with adhesive strips • separate channels for power/data • available on 2" or 3" diameter columns	Black	
	LWM-01-B	\$71
	Silver	
	LWM-01-S	\$71



Aluminum Snap On Sleeve	MODEL	LIST PRICE
features: • 22" snap on sleeve • separate channels for power/data • available on 2" or 3" diameter columns	Color Matched Finish	
	LWM-02	\$83



Modified Top Plate and Column	MODEL	LIST PRICE
features: • allows power in a center column table • all wires contained inside the table leg • grommet at base of column • available on most models - please call factory to confirm	Color Matched Finish	
	MTP (up to 42" D top)	\$354
	MTP-L (over 42" D top)	\$520



Snake	MODEL	LIST PRICE
features: • used for stationary or adjustable height • adjusts up to 51" • completely hides and protects all wiring • available in Black or Silver	Black:	
	SNAKE-BL	\$179
	Silver:	
	SNAKE-S	\$179



RAVEN TABLE OF CONTENTS

Raven Specifications	2
Raven Banquette Options.....	3
Raven Banquette Pricing.....	4
Raven Banquette Privacy Panel Pricing.....	8
Raven Modular Options.....	9
Raven Modular Pricing.....	10
Raven Modular Privacy Panel Pricing.....	14
Raven Modular Backless Units.....	17
Raven Modular Individual Arms	19
Raven Modular Configurations	20
Raven Ottomans.....	22
Raven Benches	25
Raven Lounge Options	26
Raven Lounge Pricing.....	27
Raven Junior	28

RAVEN

The Raven series offers an extensive variety of shapes and designs to fit a multitude of areas. The banquettes come in three different back heights, a choice of wood or metal legs or a plinth base, and a variety of privacy panels. The modular units offers straight or curved units to create fun configurations, in any open space. This series also offers ottomans, lounge chairs and is complemented with curio side tables, to adapt to any design you dream up. Designed for higher education and any public space that requires long duration seating with comfort.



BANQUETTE



MODULAR



LOUNGE




OTTOMAN



CHILDREN'S

ORDERING INFORMATION

- 1) Series Name
- 2) Model Number
- 3) Quantity
- 4) Fabric Grade & Number
- 5) Panel Laminate/Edge Selection
- 6) Optional Items/Colors



LOW BACK
27"



STANDARD BACK
33"



HIGH BACK
42"

Available on
Banquette
ONLY

SOFT SEATING	WEIGHT LIMIT
1 Seat	500 lbs.
2 Seat	1000 lbs.
3 Seat	1500 lbs.

RAVEN SPECIFICATIONS

Frame Construction

Frame assembly is constructed of multi-ply hardwood, with tongue and groove construction. All foam is fully bonded to frame. Seat cushions are 4" graded high resiliency (H.R.) block foam with back 3" (H.R.) foam, covered entirely with special bonded polyester fiber to protect final upholstery. No sag-springs are installed in seat & back along with interlocking helicoil springs to prevent sagging and provide additional lower back and seat support.

Upholstery

Seat and back are covered in choice of fabric, vinyl, crypton, leather or COM. ERG uses only water based glues and adhesives in our upholstery process.

Legs

2"RD X 3"H round tubular steel legs are standard and available in standard powder coat colors. Optional polished chrome and wood legs are also available. Legs have a factory installed poly vinyl glide.

Optional Plinth Base (Available only on Banquettes)

The optional base is available in a choice of laminate or unfinished so that you can add your own cover base or carpet (**clean out not available with plinth**)

Anchoring

Raven Banquettes are easy to anchor to the floor. Floor mount instructions can be provided by customer service. Hardware for anchoring bench to the floor is not included.

Note for Edge of privacy panels:

- Straight panels: available with 3MM PVC or laminate self edge. Select from any of our 3MM PVC edges in solid or wood tone, no custom colors available.
- Curved panels: will only able available with laminate self edge.
- Both straight and curved panels: when combining straights and curved, ONLY self edge is available.

*Raven Banquette
Available in 3 heights
27", 33" or 42"*

OPTIONS

- CODE: FR - CAL 133 (TB 133) Fire Retardant
- CODE: MB -Moisture Barrier (up to 60" overall width)
- CODE: MB60 -Moisture Barrier (over 60" overall width)
- CODE: MBB -Moisture Barrier (up to 60" overall width Back-to-Back)
- CODE: MBB60 -Moisture Barrier (over 60" overall width Back-to-Back)
- CODE: LOW - Fully Upholstered Low Back - 27" OA Height
- CODE: WOD - Wood Legs
- CODE: PC - Polished Chrome Legs
- CODE: CAS2 - 2" Black Casters
- CODE: CAS3 - 3" Casters
- CODE: 2FO - Two Fabric Option
- CODE: GD1 - Ratchet Ganging Device for Soft Seating
- CODE: GD2 - Flat Ganging Device for Soft Seating
- CODE: GBP - Ganging Brackets For Plinth Base
- CODE: CO - Clean Out (overall width up to 60")
- CODE: CO1 - Clean Out (overall width over 60")
- CODE: COB - Clean Out Back-to-Back (overall width up to 60")
- CODE: CO1B - Clean Out Back-to-Back (overall width over 60")
- CODE: FM - Floor Mount Tabs
- CODE: PB48 - Plinth Base - up to 48"
- CODE: PB72 - Plinth Base - 49" to 72"
- CODE: PB48B - Plinth Base - up to 48" back-to-back
- CODE: PB72B - Plinth Base - 49" to 72" back-to-back
- CODE: UFB - Unfinished Plinth Base
- CODE: RB1 - Recessed Plinth Base (1 Side only)
- CODE: RB2 - Recessed Plinth Base (2 Sides)



POLISHED CHROME LEGS



WOOD LEGS




TWO FABRIC OPTION




CLEANOUT

PLINTH BASE



BANQUETTE COMES STANDARD WITH FLUSH SIDES FOR GANGING AND RECESSED FRONT



BANQUETTE HAS OPTIONAL RECESSED PLINTH BASE ON ONE OR TWO SIDES


Note: clean out options not available on plinth base units.

DIMENSIONS	Straight Banquette
Seat Depth:	20"
Seat Height:	18"
Overall Depth:	27"
Overall Width:	48, 60, 72"
Overall Height:	33"
Qty./Wt.:	1 ea./150 lbs.




RAVEN BANQUETTE WITH
OPTIONAL PLINTH BASE AND
POWER/DATA UNIT


MODEL / DESCRIPTION / LIST PRICING



8372	48"W Straight Banquette (4 legs)											COM Yardage: Total: 7 Yds. / Back: 4 Yds. / Seat: 3 Yds.
COM	GR1	GR2	GR3	GR4	GR5	GR6	GR7	GR8	GR9	GR10	LEA	
\$2226	\$2395	\$2560	\$2725	\$2894	\$3059	\$3227	\$3393	\$3561	\$3726	\$3894	\$4055	



8374	60"W Straight Banquette (4 legs)											COM Yardage: Total: 9 Yds. / Back: 5 Yds. / Seat: 4 Yds.
COM	GR1	GR2	GR3	GR4	GR5	GR6	GR7	GR8	GR9	GR10	LEA	
\$2783	\$2991	\$3199	\$3408	\$3616	\$3826	\$4033	\$4243	\$4450	\$4659	\$4868	\$5068	



8376	72"W Straight Banquette (6 legs)											COM Yardage: Total: 11 Yds. / Back: 6 Yds. / Seat: 5 Yds.
COM	GR1	GR2	GR3	GR4	GR5	GR6	GR7	GR8	GR9	GR10	LEA	
\$3499	\$3748	\$3999	\$4248	\$4499	\$4750	\$4999	\$5250	\$5499	\$5749	\$6000	\$6240	

Note: clean out options not available on plinth base units.

OPTIONS

Add upcharge to list price and code to model number

FR	CAL 133 (TB 133) Fire Retardant per yard	\$101	/yd.
MB	Moisture Barrier (up to 60" overall width)	\$141	ea.
MB60	Moisture Barrier (over 60" overall width)	\$225	ea.
LOW	Fully Upholstered Low Back - 27" OA Height	\$107	per unit
WOD	Wood Legs	\$27	ea.
PC	Polished Chrome Legs	\$29	ea.
CAS3	3" Casters	\$29	ea.
2FO	Two Fabric Option	\$110	
GD1	Ganging Device for Metal/Wood Legs	\$58	
GD2	Flat Ganging Device for Soft Seating	\$58	
GBP	Ganging Bracket for Plinth Base	\$124	

CO	Clean Out (overall width up to 60")	\$281	
CO1	Clean Out (overall width over 60")	\$432	
FM	Floor Mount	\$110	
PB48	Plinth Base - Up To 48"	\$213	
PB72	Plinth Base - 49" to 72"	\$359	
UFB	Unfinished Plinth Base (deduct from plinth option)	Deduct \$80	
RB1	Recessed Base, 1 side	\$124	
RB2	Recessed Base, 2 sides	\$247	

DIMENSIONS	Back-to-Back Banquette
Seat Depth:	20"
Seat Height:	18"
Overall Depth:	55"
Overall Width:	48, 60, 72"
Overall Height:	33"
Qty./Wt.:	1 ea./280 lbs.



BACK-TO-BACK BANQUETTE
WITH OPTIONAL CLEANOUT

MODEL / DESCRIPTION / LIST PRICING



8380 48"W Back-to-Back Banquette (6 legs)

COM Yardage: Total: 8 Yds. / Back: 3 Yds. / Seat: 5 Yds.

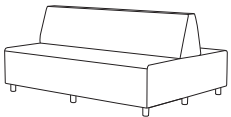
COM	GR1	GR2	GR3	GR4	GR5	GR6	GR7	GR8	GR9	GR10	LEA
\$4230	\$4547	\$4864	\$5179	\$5498	\$5813	\$6131	\$6447	\$6766	\$7081	\$7399	\$7704



8382 60"W Back-to-Back Banquette (6 legs)

COM Yardage: Total: 11 Yds. / Back: 5 Yds. / Seat: 6 Yds.

COM	GR1	GR2	GR3	GR4	GR5	GR6	GR7	GR8	GR9	GR10	LEA
\$5288	\$5684	\$6078	\$6474	\$6872	\$7268	\$7665	\$8060	\$8455	\$8852	\$9247	\$9628




8384 72"W Back-to-Back Banquette (8 legs)

COM Yardage: Total: 13 Yds. / Back: 6 Yds. / Seat: 7 Yds.

COM	GR1	GR2	GR3	GR4	GR5	GR6	GR7	GR8	GR9	GR10	LEA
\$6505	\$6979	\$7455	\$7929	\$8404	\$8882	\$9356	\$9829	\$10306	\$10780	\$11258	\$11714

Note: To order Back to Back banquettes with privacy panel, the order will consist of two single straight units and privacy panel. The overall depth of these combined units with panel is 55". See page 8 for panel specs.



Note: clean out options not available on plinth base units.

OPTIONS

Add upcharge to list price and code to model number

FR	CAL 133 (TB 133) Fire Retardant per yard	\$101	/yd.
MBB	Moisture Barrier - up to 60" width (Back-to-Back)	\$281	ea.
MBB60	Moisture Barrier - over 60" width (Back-to-Back)	\$449	ea.
WOD	Wood Legs	\$27	ea.
PC	Polished Chrome Legs	\$29	ea.
CAS3	3" Casters	\$29	ea.
2FO	Two Fabric Option	\$110	
GD1	Ganging Device for Metal/Wood Legs	\$58	
GD2	Flat Ganging Device for Soft Seating	\$58	
GBP	Ganging Bracket for Plinth Base	\$124	

COB	Clean Out Back-to-Back (overall width up to 60")	\$562	
CO1B	Clean Out Back-to-Back (overall width over 60")	\$865	
FM	Floor Mount	\$110	
PB48B	Plinth Base - Up To 48" Back-To-Back	\$325	
PB72B	Plinth Base - 49" to 72" Back-To-Back	\$494	
UFB	Unfinished Plinth Base (deduct from plinth option)	Deduct \$80	
RB1	Recessed Base, 1 side	\$124	
RB2	Recessed Base, 2 sides	\$247	

DIMENSIONS	Straight Banquette
Seat Depth:	20"
Seat Height:	18"
Overall Depth:	28.5"
Overall Width:	48, 60, 72"
Overall Height:	42"
Qty./Wt.:	1 ea./150 lbs.

UPDATED IMAGES
COMING SOON!

MODEL / DESCRIPTION / LIST PRICING

UPDATED IMAGE
COMING SOON!

8372HB 48"W Straight High Back Banquette (4 legs)

COM Yardage: Total: 7.5 Yds. / Back: 4.5 Yds. / Seat: 3 Yds.

COM	GR1	GR2	GR3	GR4	GR5	GR6	GR7	GR8	GR9	GR10	LEA
\$3388	\$3625	\$3770	\$3921	\$4077	\$4242	\$4411	\$4587	\$4771	\$4962	\$5160	\$6100

UPDATED IMAGE
COMING SOON!

8374HB 60"W Straight High Back Banquette (4 legs)

COM Yardage: Total: 9.5 Yds. / Back: 5.5 Yds. / Seat: 4 Yds.

COM	GR1	GR2	GR3	GR4	GR5	GR6	GR7	GR8	GR9	GR10	LEA
\$4168	\$4460	\$4638	\$4825	\$5017	\$5217	\$5427	\$5645	\$5869	\$6103	\$6348	\$7504

UPDATED IMAGE
COMING SOON!

8376HB 72"W Straight High Back Banquette (6 legs)

COM Yardage: Total: 11.5 Yds. / Back: 6.5 Yds. / Seat: 5 Yds.

COM	GR1	GR2	GR3	GR4	GR5	GR6	GR7	GR8	GR9	GR10	LEA
\$5106	\$5454	\$5664	\$5885	\$6115	\$6352	\$6600	\$6858	\$7126	\$7403	\$7695	\$9065

Note: clean out options not available on plinth base units.

OPTIONS

Add upcharge to list price and code to model number

FR	CAL 133 (TB 133) Fire Retardant per yard	\$101	/yd.
MB	Moisture Barrier (up to 60" overall width)	\$141	ea.
MB60	Moisture Barrier (over 60" overall width)	\$225	ea.
LOW	Fully Upholstered Low Back - 27" OA Height	\$107	per unit
WOD	Wood Legs	\$27	ea.
PC	Polished Chrome Legs	\$29	ea.
CAS3	3" Casters	\$29	ea.
2FO	Two Fabric Option	\$110	
GD1	Ganging Device for Metal/Wood Legs	\$58	
GD2	Flat Ganging Device for Soft Seating	\$58	
GBP	Ganging Bracket for Plinth Base	\$124	

CO	Clean Out (overall width up to 60")	\$281	
CO1	Clean Out (overall width over 60")	\$432	
FM	Floor Mount	\$110	
PB48	Plinth Base - Up To 48"	\$213	
PB72	Plinth Base - 49" to 72"	\$359	
UFB	Unfinished Plinth Base (deduct from plinth option)	Deduct \$80	
RB1	Recessed Base, 1 side	\$124	
RB2	Recessed Base, 2 sides	\$247	

DIMENSIONS	Back-to-Back Banquette
Seat Depth:	20"
Seat Height:	18"
Overall Depth:	55"
Overall Width:	22, 48, 60, 72"
Overall Height:	42"
Qty./Wt.:	1 ea./290 lbs.

**UPDATED IMAGES
COMING SOON!**

MODEL / DESCRIPTION / LIST PRICING

**UPDATED IMAGE
COMING SOON!**

8380HB 48"W Back-to-Back High Back Banquette (6 legs)

COM Yardage: Total: 9 Yds. / Back: 4 Yds. / Seat: 5 Yds.

COM	GR1	GR2	GR3	GR4	GR5	GR6	GR7	GR8	GR9	GR10	LEA
\$6438	\$6888	\$7163	\$7451	\$7749	\$8059	\$8382	\$8716	\$9064	\$9428	\$9803	\$11589

**UPDATED IMAGE
COMING SOON!**

8382HB 60" W Back-to-Back High Back Banquette (6 legs)

COM Yardage: Total: 12 Yds. / Back: 6 Yds. / Seat: 6 Yds.

COM	GR1	GR2	GR3	GR4	GR5	GR6	GR7	GR8	GR9	GR10	LEA
\$7921	\$8475	\$8813	\$9167	\$9533	\$9915	\$10310	\$10724	\$11152	\$11596	\$12063	\$14256

**UPDATED IMAGE
COMING SOON!**

8384HB 72" W Back-to-Back High Back Banquette (8 legs)

COM Yardage: Total: 14 Yds. / Back: 7 Yds. / Seat: 7 Yds.

COM	GR1	GR2	GR3	GR4	GR5	GR6	GR7	GR8	GR9	GR10	LEA
\$9559	\$10217	\$10620	\$11040	\$11473	\$11926	\$12398	\$12886	\$13396	\$13924	\$14474	\$17080

Note: clean out options not available on plinth base units.

OPTIONS

Add upcharge to list price and code to model number

FR	CAL 133 (TB 133) Fire Retardant per yard	\$101	/yd.
MBB	Moisture Barrier - up to 60" width (Back-to-Back)	\$281	ea.
MBB60	Moisture Barrier - over 60" width (Back-to-Back)	\$449	ea.
WOD	Wood Legs	\$27	ea.
PC	Polished Chrome Legs	\$29	ea.
CAS3	3" Casters	\$29	ea.
2FO	Two Fabric Option	\$110	
GD1	Ganging Device for Metal/Wood Legs	\$58	
GD2	Flat Ganging Device for Soft Seating	\$58	
GBP	Ganging Bracket for Plinth Base	\$124	

COB	Clean Out Back-to-Back (overall width up to 60")	\$562	
CO1B	Clean Out Back-to-Back (overall width over 60")	\$865	
FM	Floor Mount	\$110	
PB48B	Plinth Base - Up To 48" Back-To-Back	\$325	
PB72B	Plinth Base - 49" to 72" Back-To-Back	\$494	
UFB	Unfinished Plinth Base (deduct from plinth option)	Deduct \$80	
RB1	Recessed Base, 1 side	\$124	
RB2	Recessed Base, 2 sides	\$247	

PRIVACY PANELS ONLY

DIMENSIONS	48" Wide Privacy Panel	60" Wide Privacy Panel	72" Wide Privacy Panel
Panel Depth:	1"	1"	1"
Panel Width:	48"	60"	72"
Panel Height:	48"	48"	48"

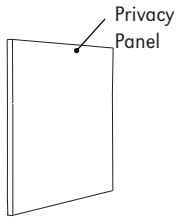


RAVEN BACK TO BACK BANQUETTE WITH PRIVACY PANEL



1/2" THICK ACRYLIC PRIVACY PANELS AVAILABLE

MODEL / DESCRIPTION / LIST PRICING



360P 48" Wide Privacy Panel

COM Yardage: Total: 3 Yds.

COM	GR1	GR2	GR3	GR4	GR5	GR6	GR7	GR8	GR9	GR10	LEA
\$1055	\$1130	\$1174	\$1222	\$1270	\$1321	\$1374	\$1428	\$1485	\$1545	\$1606	\$1898
LAMINATE			VENEER								
\$1034			\$2033								

362P 60" Wide Privacy Panel

COM Yardage: Total: 4 Yds.

COM	GR1	GR2	GR3	GR4	GR5	GR6	GR7	GR8	GR9	GR10	LEA
\$1392	\$1490	\$1549	\$1611	\$1675	\$1742	\$1810	\$1885	\$1959	\$2038	\$2119	\$2506
LAMINATE			VENEER								
\$1352			\$2616								

365P 72" Wide Privacy Panel

COM Yardage: Total: 5 Yds.

COM	GR1	GR2	GR3	GR4	GR5	GR6	GR7	GR8	GR9	GR10	LEA
\$1704	\$1823	\$1896	\$1973	\$2051	\$2133	\$2219	\$2308	\$2400	\$2495	\$2594	\$3068
LAMINATE			VENEER								
\$1644			\$3071								

Note for Edge of privacy panels:


- Straight panels: available with 3MM PVC or laminate self edge.
Select from any of our 3MM PVC edges in solid or wood tone, no custom colors available.
- Curved panels: will only able available with laminate self edge.
- Both straight and curved panels: when combining straights and curved, ONLY self edge is available.

OPTIONS


- CODE: FR - CAL 133 (TB 133) Fire Retardant
- CODE: MB - Moisture Barrier (up to 60" overall width)
- CODE: MB60 - Moisture Barrier (over 60" overall width)
- CODE: LOW - Fully Upholstered Low Back - 27" OA Height
- CODE: WOD - Wood Legs
- CODE: WAC - Wood Arm Caps
- CODE: PAC - Poly Arm Caps - Standard Black/Charcoal
- CODE: PC - Polished Chrome Legs
- CODE: CAS3 - 3" Casters
- CODE: CO - Clean Out (overall width up to 50")
- CODE: CO1 - Clean Out (overall width over 50")
- CODE: 2FO - Two Fabric Option
- CODE: GD1 - Ratchet Ganging Device for Soft Seating
- CODE: GD2 - Flat Ganging Device for Soft Seating
- CODE: GD3 - Flat Ganging Device for Café & Training Tables
- CODE: TABF(-) - Fixed Laminate Tablet - outside of modular unit (round post, specify tablet shape A, B or C)
- CODE: TABFB(-) - Fixed Laminate Tablet - between two modular units (blade post, specify tablet shape A, B or C)
- CODE: TABR1(-) - Removable Swivel Tablet (laminate shape A, B or C specify left or right arm)
- CODE: TABR2(-) - Removable Swivel Tablet (laminate shape A, B or C with opening for tablet on both arms)
- CODE: LAM5 - Non-standard laminate for 5 or less tablets see options for upcharge
- CODE: SST - Solid Surface Tablet
- CODE: SS5 - Non-standard Solid Surface top for 5 or less tablets



LOW-BACK



POWER/DATA



TWO FABRICS



LAMINATE TABLET OR
OPTIONAL SOLID SURFACE



CLEANOUT



CASTERS



WOOD LEGS



POLISHED CHROME LEGS



Note: Factory installed power/data available, see accessories online under the 'Products' tab.

TABLET SHAPES

Three Tablet Shapes::

Choose from the three shapes shown and specify; A, B or C and left or right (outside tablet) when ordering.

Example: TABF(A) Left - this would be a fixed shape A tablet on the left side (when seated).

Laminate Top:

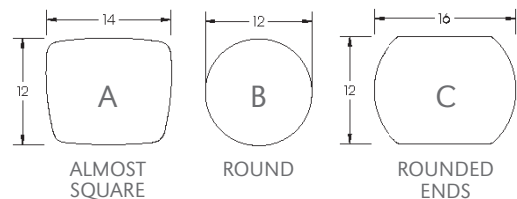
Tablet orders of 5 or less have 4 standard laminate colors:

- Wilsonart Black 1595-60
- Wilsonart Montana Walnut 7110K-78
- Formica Brite White 459-58
- Nevamar Silver Alu Metalx MXT003

Solid Surface Top:

Tablet orders of 5 or less have 4 standard Corian colors:

- Bone
- Bronzite
- Glacier White
- Silver Grey



DIMENSIONS	22" Straight Unit	30" Straight Unit	44" Straight Unit
Seat Depth:	20"	20"	20"
Seat Height:	18"	18"	18"
Overall Depth:	27"	27"	27"
Overall Width:	22"	30"	44"
Overall Height:	33"	33"	33"
Qty./Wt.:	1 ea./44 lbs.	1 ea./44 lbs.	1 ea./44 lbs.



STRAIGHT UNITS – TABLET ARM AND ELECTRICAL OPTIONS

MODEL / DESCRIPTION / LIST PRICING



8302 22" W Straight Unit (4 legs)

COM Yardage: Total: 4 Yds. / Back: 2 Yds. / Seat: 2 Yds.


COM	GR1	GR2	GR3	GR4	GR5	GR6	GR7	GR8	GR9	GR10	LEA
\$1230	\$1320	\$1408	\$1511	\$1601	\$1701	\$1804	\$1906	\$2008	\$2110	\$2211	\$2359



8304 30" W Straight Unit (4 legs)

COM Yardage: Total: 5.25 Yds. / Back: 2.5 Yds. / Seat: 2.75 Yds.

COM	GR1	GR2	GR3	GR4	GR5	GR6	GR7	GR8	GR9	GR10	LEA
\$1442	\$1550	\$1663	\$1790	\$1906	\$2033	\$2160	\$2289	\$2416	\$2543	\$2696	\$2843



8306 44" W Straight Unit (4 legs)

COM Yardage: Total: 7 Yds. / Back: 4 Yds. / Seat: 3 Yds.

COM	GR1	GR2	GR3	GR4	GR5	GR6	GR7	GR8	GR9	GR10	LEA
\$2041	\$2194	\$2346	\$2498	\$2652	\$2805	\$2957	\$3111	\$3264	\$3415	\$3569	\$3716

OPTIONS

Add upcharge to list price and code to model number

FR	CAL 133 (TB 133) Fire Retardant per yard	\$101	/yd.
MB	Moisture Barrier (up to 60" overall width)	\$141	ea.
MB60	Moisture Barrier (over 60" overall width)	\$225	ea.
LOW	Fully Upholstered Low Back - 27" OA Height	\$107	
WOD	Wood Legs	\$27	ea.
PC	Polished Chrome Legs	\$29	ea.
CAS3	3" Casters	\$29	ea.
2FO	Two Fabric Option	\$110	
GD1	Ganging Device for Metal/Wood Legs	\$58	
GD2	Flat Ganging Device for Soft Seating	\$58	


TABF-(L)	Fixed Tablet (outside, specify (L/R), shape A, B or C)	\$416	
TABFB-(L)	Fixed Tablet (blade, specify (L/R), shape A, B or C)	\$416	
LAM5	Non-standard laminate (5 tablets or less)	\$281	ea. tablet
SST	Solid Surface Tablet Arm - add to tablet option	\$141	
SS5	Non-standard Solid Surface (5 tablets or less)		Call For Quote
CO	Clean Out (overall width up to 50")	\$281	
CO1	Clean Out (overall width over 50")	\$432	

DIMENSIONS	30° Curve Inside	45° Curve Inside	60° Curve Inside
Seat Depth:	20"	20"	20"
Seat Height:	18"	18"	18"
Overall Depth:	29"	30.5"	32.5"
Overall Width:	35"	52"	67"
Overall Height:	33"	33"	33"
Qty./Wt.:	1 ea./64 lbs.	1 ea./84 lbs.	1 ea./115 lbs.



60° Inside Curve with Optional Power/Data Unit


MODEL / DESCRIPTION / LIST PRICING



8308 Inside 30° Curve Unit (4 legs)

COM Yardage: Total: 5.25 Yds. / Back: 2.75 Yds. / Seat: 2.5 Yds.

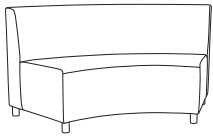
COM	GR1	GR2	GR3	GR4	GR5	GR6	GR7	GR8	GR9	GR10	LEA
\$1338	\$1427	\$1517	\$1619	\$1708	\$1808	\$1911	\$2012	\$2115	\$2216	\$2318	\$2466



8310 Inside 45° Curve Unit (4 legs)

COM Yardage: Total: 6 Yds. / Back: 3 Yds. / Seat: 3 Yds.

COM	GR1	GR2	GR3	GR4	GR5	GR6	GR7	GR8	GR9	GR10	LEA
\$1965	\$2092	\$2221	\$2361	\$2489	\$2628	\$2768	\$2909	\$3049	\$3188	\$3329	\$3475



8318 Inside 60° Curve Unit (5 legs)

COM Yardage: Total: 9 Yds. / Back: 5 Yds. / Seat: 4 Yds.

COM	GR1	GR2	GR3	GR4	GR5	GR6	GR7	GR8	GR9	GR10	LEA
\$2556	\$2683	\$2809	\$2951	\$3077	\$3218	\$3358	\$3497	\$3638	\$3778	\$3919	\$4066

OPTIONS

Add upcharge to list price and code to model number

FR	CAL 133 (TB 133) Fire Retardant per yard	\$101	/yd.
MB	Moisture Barrier (up to 60" overall width)	\$141	ea.
MB60	Moisture Barrier (over 60" overall width)	\$225	ea.
LOW	Fully Upholstered Low Back - 27" OA Height	\$107	
WOD	Wood Legs	\$27	ea.
PC	Polished Chrome Legs	\$29	ea.
CAS3	3" Casters	\$29	ea.
2FO	Two Fabric Option	\$110	
GD1	Ganging Device for Metal/Wood Legs	\$58	
GD2	Flat Ganging Device for Soft Seating	\$58	

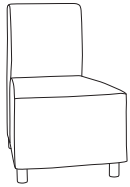
TABF(-)	Fixed Tablet (outside, specify (L/R), shape A, B or C)	\$416	
TABFB(-)	Fixed Tablet (blade, specify (L/R), shape A, B or C)	\$416	
LAM5	Non-standard laminate (5 tablets or less)	\$281	ea. tablet
SST	Solid Surface Tablet Arm - add to tablet option	\$141	
SS5	Non-standard Solid Surface (5 tablets or less)	Call For Quote	
CO	Clean Out (overall width up to 50")	\$281	
CO1	Clean Out (overall width over 50")	\$432	

DIMENSIONS	20° Curve Outside	30° Curve Outside	45° Curve Outside	60° Curve Outside
Seat Depth:	20"	20"	20"	20"
Seat Height:	18"	18"	18"	18"
Overall Depth:	27"	29"	30.5"	32.5"
Overall Width:	23"	35"	52"	67"
Overall Height:	33"	33"	33"	33"
Qty./Wt.:	1 ea./44 lbs.	1 ea./64 lbs.	1 ea./85 lbs.	1 ea./110 lbs.



60 DEGREE OUTSIDE CURVE


MODEL / DESCRIPTION / LIST PRICING



8312 Outside 20° Curve Unit (4 legs)

COM Yardage: Total: 4.5 Yds. / Back: 2 Yds. / Seat: 2.5 Yds.

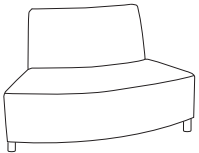
COM	GR1	GR2	GR3	GR4	GR5	GR6	GR7	GR8	GR9	GR10	LEA
\$1398	\$1499	\$1588	\$1690	\$1780	\$1883	\$1983	\$2086	\$2187	\$2290	\$2390	\$2538



8314 Outside 30° Curve Unit (4 legs)

COM Yardage: Total: 5 Yds. / Back: 2 Yds. / Seat: 3 Yds.


COM	GR1	GR2	GR3	GR4	GR5	GR6	GR7	GR8	GR9	GR10	LEA
\$1495	\$1596	\$1685	\$1787	\$1876	\$1979	\$2080	\$2183	\$2284	\$2386	\$2489	\$2633



8316 Outside 45° Curve Unit (4 legs)

COM Yardage: Total: 7 Yds. / Back: 3 Yds. / Seat: 4 Yds.

COM	GR1	GR2	GR3	GR4	GR5	GR6	GR7	GR8	GR9	GR10	LEA
\$2196	\$2322	\$2451	\$2591	\$2719	\$2858	\$2999	\$3139	\$3279	\$3420	\$3559	\$3705



8320 Outside 60° Curve Unit (5 legs)

COM Yardage: Total: 8 Yds. / Back: 3.5 Yds. / Seat: 4.5 Yds.

COM	GR1	GR2	GR3	GR4	GR5	GR6	GR7	GR8	GR9	GR10	LEA
\$2778	\$2918	\$3045	\$3186	\$3314	\$3452	\$3593	\$3733	\$3874	\$4013	\$4153	\$4300

OPTIONS

Add upcharge to list price and code to model number

FR	CAL 133 (TB 133) Fire Retardant per yard	\$101	/yd.
MB	Moisture Barrier (up to 60" overall width)	\$141	ea.
MB60	Moisture Barrier (over 60" overall width)	\$225	ea.
LOW	Fully Upholstered Low Back - 27" OA Height	\$107	
WOD	Wood Legs	\$27	ea.
PC	Polished Chrome Legs	\$29	ea.
CAS3	3" Casters	\$29	ea.
2FO	Two Fabric Option	\$110	
GD1	Ganging Device for Metal/Wood Legs	\$58	
GD2	Flat Ganging Device for Soft Seating	\$58	

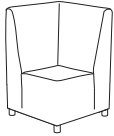
TABF(-)	Fixed Tablet (outside, specify (L/R), shape A, B or C)	\$416	
TABFB(-)	Fixed Tablet (blade, specify (L/R), shape A, B or C)	\$416	
LAM5	Non-standard laminate (5 tablets or less)	\$281	ea. tablet
SST	Solid Surface Tablet Arm - add to tablet option	\$141	
SS5	Non-standard Solid Surface (5 tablets or less)		Call For Quote
CO	Clean Out (overall width up to 50")	\$281	
CO1	Clean Out (overall width over 50")	\$432	

DIMENSIONS	Corner Units
Seat Depth:	21"
Seat Height:	18"
Overall Depth:	28"
Overall Width:	28"
Overall Height:	33"
Qty./Wt.:	1 ea./75 lbs.



CORNER UNIT – SQUARE SEAT BACK

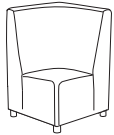
MODEL / DESCRIPTION / LIST PRICING



8386 Corner Unit – Square Seat Back (4 legs)

COM Yardage: Total: 6.5 Yds. / Back: 4.5 Yds. / Seat: 2 Yds.


COM	GR1	GR2	GR3	GR4	GR5	GR6	GR7	GR8	GR9	GR10	LEA
\$2368	\$2533	\$2634	\$2739	\$2848	\$2963	\$3081	\$3205	\$3334	\$3467	\$3605	\$4260



8388 Corner Unit – Curved Seat Back (4 legs)

COM Yardage: Total: 6.5 Yds. / Back: 4.5 Yds. / Seat: 2 Yds.

COM	GR1	GR2	GR3	GR4	GR5	GR6	GR7	GR8	GR9	GR10	LEA
\$2575	\$2748	\$2852	\$2962	\$3076	\$3196	\$3319	\$3448	\$3582	\$3720	\$3866	\$4550



8389 Corner Unit – Curved Back Panel Corner Unit (4 legs)

COM Yardage: Total: 6.5 Yds. / Back: 4.5 Yds. / Seat: 2 Yds.

COM	GR1	GR2	GR3	GR4	GR5	GR6	GR7	GR8	GR9	GR10	LEA
\$2813	\$3000	\$3112	\$3231	\$3355	\$3482	\$3614	\$3755	\$3896	\$4046	\$4202	\$4936

OPTIONS

Add upcharge to list price and code to model number

FR	CAL 133 (TB 133) Fire Retardant per yard	\$101	/yd.
MB	Moisture Barrier (up to 60" overall width)	\$141	ea.
MB60	Moisture Barrier (over 60" overall width)	\$225	ea.
LOW	Fully Upholstered Low Back - 27" OA Height	\$107	
WOD	Wood Legs	\$27	ea.
PC	Polished Chrome Legs	\$29	ea.
CAS3	3" Casters	\$29	ea.

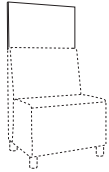
2FO	Two Fabric Option	\$110	
GD1	Ganging Device for Metal/Wood Legs	\$58	
GD2	Flat Ganging Device for Soft Seating	\$58	
CO	Clean Out (overall width up to 50")	\$281	
CO1	Clean Out (overall width over 50")	\$432	

DIMENSIONS	Straight Unit	Straight Unit	Straight Unit
Panel Depth:	1"	1"	1"
Overall Width:	22"	30"	44"
Overall Height:	48"	48"	48"
Qty./Approx Wt.:	1 ea./100 lbs.	1 ea./110 lbs.	1 ea./120 lbs.



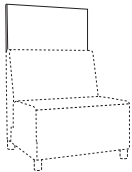
STRAIGHT UNIT

MODEL / DESCRIPTION / LIST PRICING



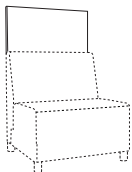
8302P/U	22"W Straight Unit										COM Yardage: 1.5 Yds.	
COM	GR1	GR2	GR3	GR4	GR5	GR6	GR7	GR8	GR9	GR10	LEA	
\$718	\$770	\$799	\$831	\$865	\$898	\$934	\$972	\$1011	\$1052	\$1093	\$1292	

8302P/L	Laminate
Laminate	\$881



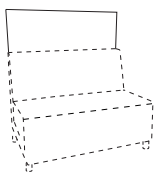
8403P/U	27"W Straight Unit										COM Yardage: 1.5 Yds.	
COM	GR1	GR2	GR3	GR4	GR5	GR6	GR7	GR8	GR9	GR10	LEA	
\$826	\$886	\$919	\$956	\$995	\$1033	\$1074	\$1118	\$1163	\$1210	\$1257	\$1486	

8403P/L	Laminate
Laminate	\$1013



8304P/U	30"W Straight Unit										COM Yardage: 2 Yds.	
COM	GR1	GR2	GR3	GR4	GR5	GR6	GR7	GR8	GR9	GR10	LEA	
\$890	\$953	\$989	\$1029	\$1071	\$1115	\$1159	\$1204	\$1253	\$1305	\$1357	\$1603	

8304P/L	Laminate
Laminate	\$1068



8306P/U	44"W Straight Unit										COM Yardage: 3 Yds.	
COM	GR1	GR2	GR3	GR4	GR5	GR6	GR7	GR8	GR9	GR10	LEA	
\$1023	\$1094	\$1136	\$1184	\$1230	\$1280	\$1331	\$1384	\$1441	\$1497	\$1558	\$1841	

8306P/L	Laminate
Laminate	\$1231

Note for Edge of privacy panels:

- Straight panels: available with 3MM PVC or laminate self edge.
Select from any of our 3MM PVC edges in solid or wood tone, no custom colors available.
- Curved panels: will only be available with laminate self edge.
- Both straight and curved panels: when combining straights and curved, ONLY self edge is available.


OPTIONS

Add upcharge to list price and code to model number

FR	CAL 133 (TB 133) Fire Retardant per yard	\$101	/yd.
----	--	-------	------

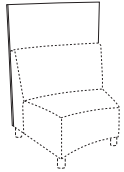
2FO	Two Fabric Option	\$110	
-----	-------------------	-------	--

DIMENSIONS	30° Curve Inside	45° Curve Inside	60° Curve Inside
Panel Depth:	1"	1"	1"
Overall Width:	35"	52"	67"
Overall Height:	48"	48"	48"
Qty./Approx Wt.:	1 ea./135 lbs.	1 ea./145 lbs.	1 ea./160 lbs.



INSIDE CURVE UNIT

MODEL / DESCRIPTION / LIST PRICING

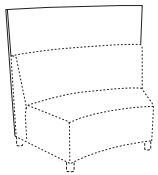


8308P/U Inside 30° Curve Unit COM Yardage: 2 Yds.

COM	GR1	GR2	GR3	GR4	GR5	GR6	GR7	GR8	GR9	GR10	LEA
\$1333	\$1427	\$1484	\$1542	\$1604	\$1668	\$1736	\$1805	\$1877	\$1953	\$2030	\$2400

8308P/L Laminate

Laminate
\$1748

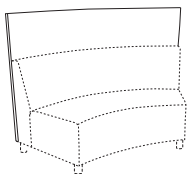


8310P/U Inside 45° Curve Unit COM Yardage: 3 Yds.

COM	GR1	GR2	GR3	GR4	GR5	GR6	GR7	GR8	GR9	GR10	LEA
\$1534	\$1641	\$1708	\$1776	\$1845	\$1919	\$1997	\$2077	\$2159	\$2246	\$2335	\$2760

8310P/L Laminate

Laminate
\$2010



8318P/U Inside 60° Curve Unit COM Yardage: 4 Yds.

COM	GR1	GR2	GR3	GR4	GR5	GR6	GR7	GR8	GR9	GR10	LEA
\$2395	\$2562	\$2665	\$2772	\$2881	\$2998	\$3116	\$3241	\$3371	\$3506	\$3645	\$4310

8318P/L Laminate

Laminate
\$3132

Note for Edge of privacy panels:

- Straight panels: available with 3MM PVC or laminate self edge.
Select from any of our 3MM PVC edges in solid or wood tone, no custom colors available.
- Curved panels: will only be available with laminate self edge.
- Both straight and curved panels: when combining straight and curved, ONLY self edge is available.

OPTIONS

Add upcharge to list price and code to model number

FR	CAL 133 (TB 133) Fire Retardant per yard	\$101	/yd.
----	--	-------	------

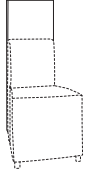
2FO	Two Fabric Option	\$110	
-----	-------------------	-------	--

DIMENSIONS	20° Curve Outside	30° Curve Outside	45° Curve Outside	60° Curve Outside
Panel Depth:	1"	1"	1"	1"
Overall Width:	22"	35"	52"	67"
Overall Height:	48"	48"	48"	48"
Qty./Approx Wt.:	1 ea./120 lbs.	1 ea./135 lbs.	1 ea./145 lbs.	1 ea./160 lbs.



OUTSIDE CURVE UNIT

MODEL / DESCRIPTION / LIST PRICING

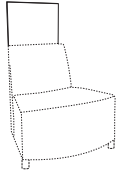


8312P/U Outside 20° Curve Unit COM Yardage: 1.5 Yds.

COM	GR1	GR2	GR3	GR4	GR5	GR6	GR7	GR8	GR9	GR10	LEA
\$933	\$999	\$1039	\$1080	\$1121	\$1169	\$1215	\$1264	\$1312	\$1365	\$1421	\$1679

8312P/L Laminate

Laminate
\$1329

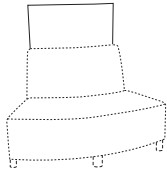


8314P/U Outside 30° Curve Unit COM Yardage: 2 Yds.

COM	GR1	GR2	GR3	GR4	GR5	GR6	GR7	GR8	GR9	GR10	LEA
\$1333	\$1427	\$1484	\$1542	\$1604	\$1668	\$1736	\$1805	\$1877	\$1953	\$2030	\$2400

8314P/L Laminate

Laminate
\$1854

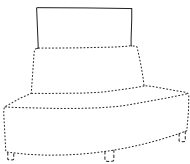


8316P/U Outside 45° Curve Unit COM Yardage: 2 Yds.

COM	GR1	GR2	GR3	GR4	GR5	GR6	GR7	GR8	GR9	GR10	LEA
\$1534	\$1641	\$1708	\$1776	\$1845	\$1919	\$1997	\$2077	\$2159	\$2246	\$2335	\$2760

8316P/L Laminate

Laminate
\$2116



8320P/U Outside 60° Curve Unit COM Yardage: 3 Yds.

COM	GR1	GR2	GR3	GR4	GR5	GR6	GR7	GR8	GR9	GR10	LEA
\$2395	\$2562	\$2665	\$2772	\$2881	\$2998	\$3116	\$3241	\$3371	\$3506	\$3645	\$4310

8320P/L Laminate

Laminate
\$3238

Note for Edge of privacy panels:

- Straight panels: available with 3MM PVC or laminate self edge. Select from any of our 3MM PVC edges in solid or wood tone, no custom colors available.
- Curved panels: will only be available with laminate self edge.
- Both straight and curved panels: when combining straights and curved, ONLY self edge is available.

OPTIONS

Add upcharge to list price and code to model number

FR	CAL 133 (TB 133) Fire Retardant per yard	\$101	/yd.
----	--	-------	------

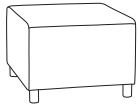
2FO	Two Fabric Option	\$110	
-----	-------------------	-------	--

DIMENSIONS	Straight Backless	Bariatric Backless
Seat Depth:	27"	27"
Seat Height:	18"	18"
Overall Depth:	27"	27"
Overall Width:	22", 44"	30"
Overall Height:	18"	18"
Qty./Wt.:	1 ea./40/60 lbs.	1 ea./80 lbs.



SINGLE SEAT BACKLESS WITH
OPTIONAL TWO FABRIC

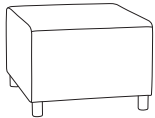
MODEL / DESCRIPTION / LIST PRICING



8326 Single Seat Backless Unit 22"

COM Yardage: Total: 2.5 Yds. / Sides: 1.5 Yds. / Top: 1 Yds.

COM	GR1	GR2	GR3	GR4	GR5	GR6	GR7	GR8	GR9	GR10	LEA
\$1076	\$1169	\$1259	\$1364	\$1455	\$1561	\$1667	\$1771	\$1876	\$1981	\$2087	\$2238



8328 Bariatric Backless Unit 30"

COM Yardage: Total: 3 Yds. / Sides: 2 Yds. / Top: 1 Yds.

COM	GR1	GR2	GR3	GR4	GR5	GR6	GR7	GR8	GR9	GR10	LEA
\$1343	\$1500	\$1659	\$1817	\$1974	\$2131	\$2289	\$2445	\$2603	\$2760	\$2917	\$3070



8330 Two Seat Backless Unit 44"

COM Yardage: Total: 4 Yds. / Sides: 2.5 Yds. / Top: 1.5 Yds.

COM	GR1	GR2	GR3	GR4	GR5	GR6	GR7	GR8	GR9	GR10	LEA
\$1943	\$2100	\$2257	\$2416	\$2574	\$2732	\$2887	\$3045	\$3203	\$3360	\$3518	\$3669

OPTIONS

Add upcharge to list price and code to model number

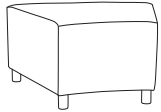
FR	CAL 133 (TB 133) Fire Retardant per yard	\$101	/yd.	TABF-(L)	Fixed Tablet (outside, specify (L/R), shape A, B or C)	\$416	
MB	Moisture Barrier (up to 60" overall width)	\$141	ea.	TABFB-(L)	Fixed Tablet (blade, specify (L/R), shape A, B or C)	\$416	
WOD	Wood Legs	\$27	ea.	LAM5	Non-standard laminate (5 tablets or less)	\$281	ea. tablet
PC	Polished Chrome Legs	\$29	ea.	SST	Solid Surface Tablet Arm - add to tablet option	\$141	
CAS3	3" Casters	\$29	ea.	SS5	Non-standard Solid Surface (5 tablets or less)	Call For Quote	
2FO	Two Fabric Option	\$110					
GD1	Ganging Device for Metal/Wood Legs	\$58					
GD2	Flat Ganging Device for Soft Seating	\$58					

DIMENSIONS	20° Curve Backless	30° Curve Backless	45° Curve Backless	60° Curve Backless
Seat Depth:	27"	27"	27"	27"
Seat Height:	18"	18"	18"	18"
Overall Depth:	28"	29"	30.5"	32.5"
Overall Width:	32"	35"	52"	67"
Overall Height:	18"	18"	18"	18"
Qty./Wt.:	1 ea./42 lbs.	1 ea./62 lbs.	1 ea./82 lbs.	1 ea./102 lbs.



60° CURVE BACKLESS UNIT

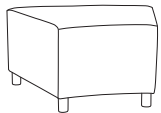
MODEL / DESCRIPTION / LIST PRICING



8332 20° Curve Unit (4 legs)

COM Yardage: Total: 2.75 Yds. / Sides: 1.75 Yds. / Top: 1 Yds.

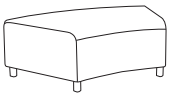
COM	GR1	GR2	GR3	GR4	GR5	GR6	GR7	GR8	GR9	GR10	LEA
\$1205	\$1297	\$1389	\$1495	\$1587	\$1691	\$1797	\$1901	\$2007	\$2112	\$2216	\$2367



8334 30° Curve Unit (4 legs)

COM Yardage: Total: 3.5 Yds. / Sides: 2 Yds. / Top: 1.5 Yds.

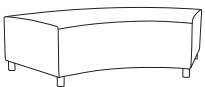
COM	GR1	GR2	GR3	GR4	GR5	GR6	GR7	GR8	GR9	GR10	LEA
\$1294	\$1386	\$1479	\$1583	\$1675	\$1781	\$1886	\$1991	\$2095	\$2201	\$2306	\$2456



8336 45° Curve Unit (4 legs)

COM Yardage: Total: 5 Yds. / Sides: 3.25 Yds. / Top: 1.75 Yds.

COM	GR1	GR2	GR3	GR4	GR5	GR6	GR7	GR8	GR9	GR10	LEA
\$1801	\$1892	\$1983	\$2089	\$2180	\$2286	\$2389	\$2495	\$2601	\$2706	\$2811	\$2962



8338 60° Curve Unit (5 legs)

COM Yardage: Total: 5.5 Yds. / Sides: 3 Yds. / Top: 2.5 Yds.

COM	GR1	GR2	GR3	GR4	GR5	GR6	GR7	GR8	GR9	GR10	LEA
\$2201	\$2292	\$2384	\$2490	\$2580	\$2686	\$2790	\$2896	\$3001	\$3106	\$3210	\$3361

OPTIONS

Add upcharge to list price and code to model number

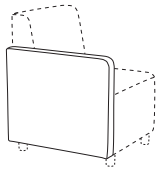
FR	CAL 133 (TB 133) Fire Retardant per yard	\$101	/yd.	TABF-()	Fixed Tablet (outside, specify (L/R), shape A, B or C)	\$416	
MB	Moisture Barrier (up to 60" overall width)	\$141	ea.	TABFB-()	Fixed Tablet (blade, specify (L/R), shape A, B or C)	\$416	
WOD	Wood Legs	\$27	ea.	LAM5	Non-standard laminate (5 tablets or less)	\$281	ea. tablet
PC	Polished Chrome Legs	\$29	ea.	SST	Solid Surface Tablet Arm - add to tablet option	\$141	
CAS3	3" Casters	\$29	ea.	SS5	Non-standard Solid Surface (5 tablets or less)	Call For Quote	
2FO	Two Fabric Option	\$110					
GD1	Ganging Device for Metal/Wood Legs	\$58					
GD2	Flat Ganging Device for Soft Seating	\$58					

DIMENSIONS	R-L Arm	Center Arm
Overall Depth:	27"	19"
Overall Width:	3"	2"
Overall Height:	25"	21"
Qty./Wt.:	1 ea./25 lbs.	1 ea./10 lbs.



SINGLE SEAT WITH ARMS

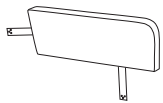
MODEL / DESCRIPTION / LIST PRICING



8358L/R Left or Right Arm

COM Yardage: 1.5 Yds..

COM	GR1	GR2	GR3	GR4	GR5	GR6	GR7	GR8	GR9	GR10	LEA
\$272	\$325	\$365	\$418	\$457	\$496	\$535	\$576	\$628	\$679	\$731	\$850



8358C Center Arm (ARM CAP NOT AVAILABLE)

COM Yardage: .75 Yds..

COM	GR1	GR2	GR3	GR4	GR5	GR6	GR7	GR8	GR9	GR10	LEA
\$265	\$318	\$356	\$408	\$448	\$488	\$528	\$566	\$619	\$672	\$725	\$842

Note: Tablet options available on full left or right arm only and cannot be used with arm caps.

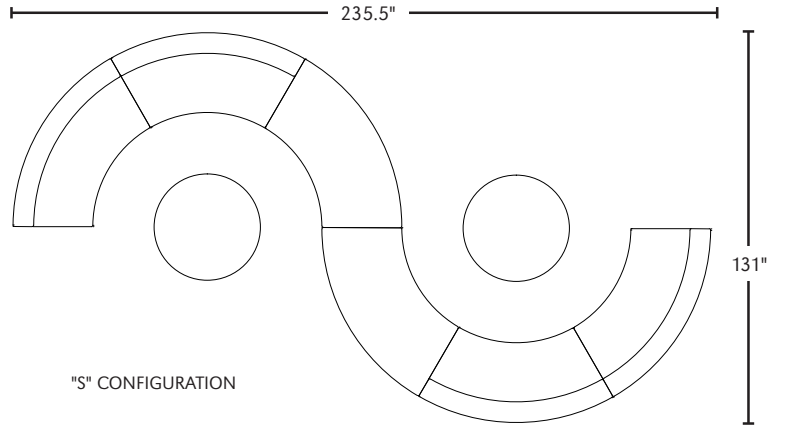
OPTIONS

Add upcharge to list price and code to model number

FR	CAL 133 (TB 133) Fire Retardant per yard	\$101	/yd.	SST	Solid Surface Tablet Arm - add to tablet option	\$141	
TAB(-)	Swivel Tablet (specify A, B or C, left or right arm)	\$444		SS5	Non-standard Solid Surface (5 tablets or less)	Call For Quote	
TABR1(-)	Removable Tablet (specify A, B or C, left or right arm)	\$528		WAC	Single Wood Arm Cap	\$100	
TABR2(-)	Removable Tablet (specify A, B or C both arm openings)	\$640		PAC	Poly Arm Cap - Standard Black/Charcoal	\$77	ea.
LAM5	Non-standard laminate (5 tablets or less)	\$281	ea. tablet				



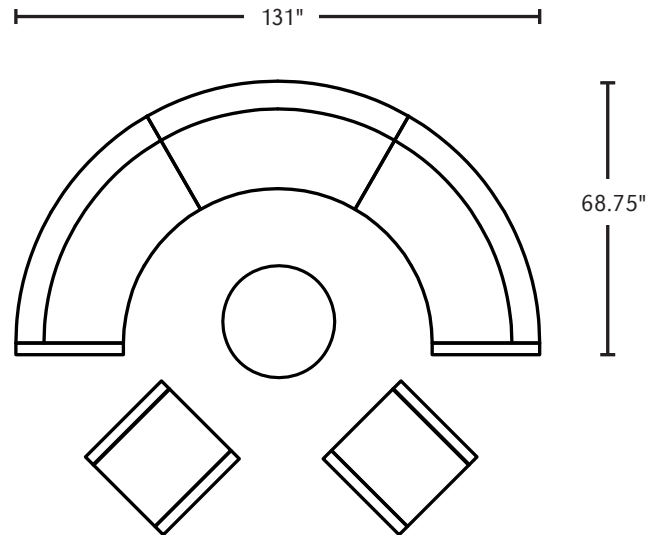
"S" CONFIGURATION: SIX 60° CURVE UNITS, TWO 60° BACKLESS CURVE UNITS WITH CABANA OCCASIONAL TABLES



"S" CONFIGURATION



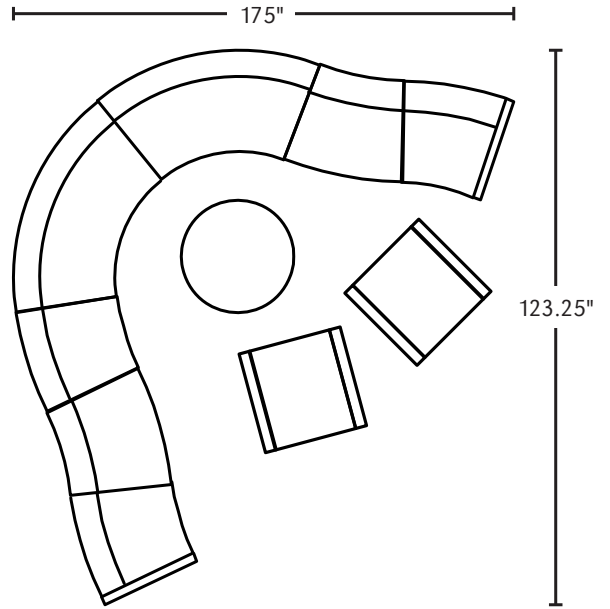
THREE 60° CURVE UNITS, TWO OUTSIDE ARMS, TWO LOUNGE UNITS AND 36" ROUND CABANA TABLE WITH COVE POWER OPTION



ARC CONFIGURATION

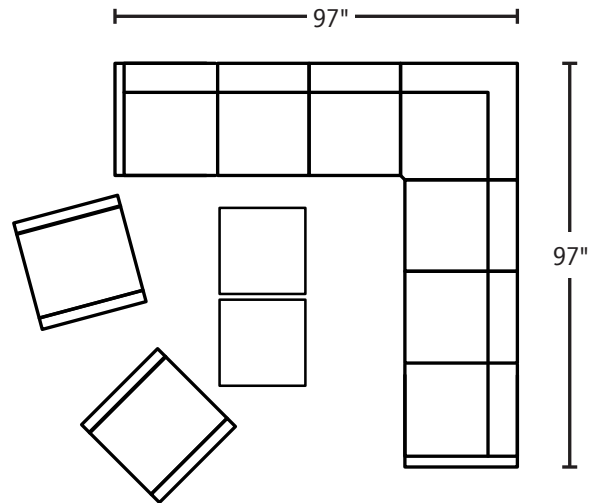


SERPENTINE CONFIGURATION



"L" SHAPE CONFIGURATION

ONE CORNER UNIT, SIX STRAIGHT UNITS,, TWO OUTSIDE ARMS, TWO LOUNGE UNITS AND TWO CABANA OCCASIONAL TABLES FEATURING COVE POWER OPTION



DIMENSIONS	18" Round	24" Round	30" Round	36" Round	42" Round
Overall Depth:	18"	24"	30"	36"	42"
Overall Width:	18"	24"	30"	36"	42"
Overall Height:	16" or 18"	18"	18"	18"	18"
Qty./Wt.:	1 ea./26 lbs.	1 ea./37 lbs.	1 ea./48 lbs.	1 ea./68 lbs.	1 ea./84 lbs.



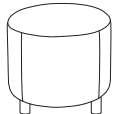
36" ROUND OTTOMAN

MODEL / DESCRIPTION / LIST PRICING



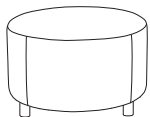
8341-S 18" Round Ottoman - 16" height (4 legs) (4 - 2" Casters Needed) COM Yardage: Total: 2.75 Yds. / Sides: 2 Yds. / Top: .75 Yds.

COM	GR1	GR2	GR3	GR4	GR5	GR6	GR7	GR8	GR9	GR10	LEA
\$1002	\$1149	\$1298	\$1447	\$1595	\$1743	\$1892	\$2040	\$2189	\$2339	\$2486	\$2629



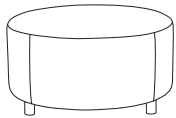
8341 18" Round Ottoman (4 legs) (4 - 2" Casters Needed) COM Yardage: Total: 2.75 Yds. / Sides: 2 Yds. / Top: .75 Yds.

COM	GR1	GR2	GR3	GR4	GR5	GR6	GR7	GR8	GR9	GR10	LEA
\$1027	\$1174	\$1323	\$1472	\$1620	\$1768	\$1917	\$2065	\$2214	\$2364	\$2511	\$2654



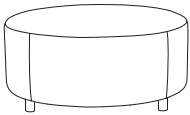
8339 24" Round Ottoman (4 legs) (4 Casters Needed) COM Yardage: Total: 2.75 Yds. / Sides: 2 Yds. / Top: .75 Yds.

COM	GR1	GR2	GR3	GR4	GR5	GR6	GR7	GR8	GR9	GR10	LEA
\$1270	\$1428	\$1585	\$1742	\$1900	\$2057	\$2215	\$2372	\$2530	\$2687	\$2845	\$2996




8340 30" Round Ottoman (4 legs) (4 Casters Needed) COM Yardage: Total: 3.5 Yds. / Sides: 2.5 Yds. / Top: 1 Yds.

COM	GR1	GR2	GR3	GR4	GR5	GR6	GR7	GR8	GR9	GR10	LEA
\$1746	\$1904	\$2062	\$2220	\$2377	\$2533	\$2691	\$2848	\$3006	\$3163	\$3320	\$3473



8342 36" Round Ottoman (4 legs) (4 Casters Needed) COM Yardage: Total: 4.25 Yds. / Sides: 2.75 Yds. / Top: 1.25 Yds.

COM	GR1	GR2	GR3	GR4	GR5	GR6	GR7	GR8	GR9	GR10	LEA
\$2100	\$2257	\$2416	\$2574	\$2732	\$2887	\$3045	\$3203	\$3360	\$3518	\$3675	\$3827



8344 42" Round Ottoman (6 legs) (4 Casters Needed) COM Yardage: Total: 4.5 Yds. / Sides: 2.75 Yds. / Top: 1.25 Yds.

COM	GR1	GR2	GR3	GR4	GR5	GR6	GR7	GR8	GR9	GR10	LEA
\$2269	\$2427	\$2585	\$2741	\$2899	\$3057	\$3215	\$3371	\$3530	\$3688	\$3845	\$3994

OPTIONS

Add upcharge to list price and code to model number

FR	CAL 133 (TB 133) Fire Retardant per yard	\$101	/yd.
MB	Moisture Barrier (up to 60" overall width)	\$141	ea.
WOD	Wood Legs	\$27	ea.
PC	Polished Chrome Legs	\$29	ea.

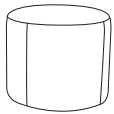
CAS2	2" Black Casters (18" size Only)	\$29	ea.
CAS3	3" Black Casters (not available on 18" size)	\$29	ea.
2FO	Two Fabric Option	\$110	

DIMENSIONS	18" Round	24" Round	30" Round	36" Round	42" Round
Overall Depth:	18"	24"	30"	36"	42"
Overall Width:	18"	24"	30"	36"	42"
Overall Height:	16" or 18"	18"	18"	18"	18"
Qty./Wt.:	1 ea./26 lbs.	1 ea./37 lbs.	1 ea./48 lbs.	1 ea./68 lbs.	1 ea./84 lbs.



ROUND OTTOMAN / NO LEGS
W/ PLASTIC GLIDES

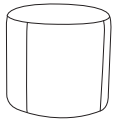
MODEL / DESCRIPTION / LIST PRICING



8341-NLS 18" Round Ottoman - 16" height / No Legs

COM Yardage: Total: 2.75 Yds. / Sides: 2 Yds. / Top: .75 Yds.

COM	GR1	GR2	GR3	GR4	GR5	GR6	GR7	GR8	GR9	GR10	LEA
\$934	\$1066	\$1195	\$1326	\$1459	\$1588	\$1719	\$1848	\$1981	\$2112	\$2241	\$2366

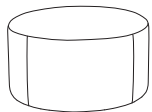


8341-NL 18" Round Ottoman / No Legs

COM Yardage: Total: 2.75 Yds. / Sides: 2 Yds. / Top: .75 Yds.



COM	GR1	GR2	GR3	GR4	GR5	GR6	GR7	GR8	GR9	GR10	LEA
\$959	\$1091	\$1220	\$1351	\$1484	\$1613	\$1744	\$1873	\$2006	\$2137	\$2266	\$2391

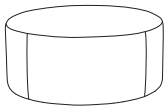


8339-NL 24" Round Ottoman / No Legs

COM Yardage: Total: 2.75 Yds. / Sides: 2 Yds. / Top: .75 Yds.



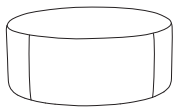
COM	GR1	GR2	GR3	GR4	GR5	GR6	GR7	GR8	GR9	GR10	LEA
\$1178	\$1317	\$1454	\$1593	\$1733	\$1871	\$2009	\$2147	\$2286	\$2425	\$2563	\$2696



8340-NL 30" Round Ottoman / No Legs

COM Yardage: Total: 3.5 Yds. / Sides: 2.5 Yds. / Top: 1 Yds.

COM	GR1	GR2	GR3	GR4	GR5	GR6	GR7	GR8	GR9	GR10	LEA
\$1595	\$1735	\$1872	\$2011	\$2152	\$2289	\$2427	\$2564	\$2705	\$2844	\$2981	\$3113



8342-NL 36" Round Ottoman / No Legs

COM Yardage: Total: 3.75 Yds. / Sides: 2.5 Yds. / Top: 1.25 Yds.

COM	GR1	GR2	GR3	GR4	GR5	GR6	GR7	GR8	GR9	GR10	LEA
\$1896	\$2034	\$2173	\$2313	\$2450	\$2589	\$2727	\$2866	\$3005	\$3142	\$3281	\$3413



8344-NL 42" Round Ottoman / No Legs

COM Yardage: Total: 4.25 Yds. / Sides: 2.75 Yds. / Top: 1.5 Yds.

COM	GR1	GR2	GR3	GR4	GR5	GR6	GR7	GR8	GR9	GR10	LEA
\$2057	\$2196	\$2334	\$2474	\$2612	\$2751	\$2889	\$3027	\$3166	\$3304	\$3443	\$3575

OPTIONS

Add upcharge to list price and code to model number

FR	CAL 133 (TB 133) Fire Retardant per yard	\$101	/yd.
MB	Moisture Barrier (up to 60" overall width)	\$141	ea.

2FO	Two Fabric Option	\$110	
-----	-------------------	-------	--

DIMENSIONS	27" Square	36" Square	42" Square
Overall Depth:	27"	36"	42"
Overall Width:	27"	36"	42"
Overall Height:	18"	18"	18"
Qty./Wt.:	1 ea./50 lbs.	1 ea./58 lbs.	1 ea./78 lbs.

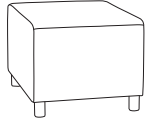


27" SQUARE WITH CASTERS
AND FIXED TABLET ARMS



36" SQUARE OTTOMAN

MODEL / DESCRIPTION / LIST PRICING

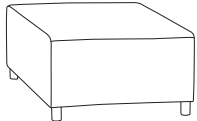


8346 27" Square Ottoman



COM Yardage: Total: 3 Yds. / Sides: 2 Yds. / Top: 1 Yds.


COM	GR1	GR2	GR3	GR4	GR5	GR6	GR7	GR8	GR9	GR10	LEA
\$1200	\$1349	\$1498	\$1645	\$1794	\$1944	\$2093	\$2241	\$2389	\$2538	\$2686	\$2828



8348 36" Square Ottoman

COM Yardage: Total: 3.75 Yds. / Sides: 2.5 Yds. / Top: 1.25 Yds.

COM	GR1	GR2	GR3	GR4	GR5	GR6	GR7	GR8	GR9	GR10	LEA
\$1945	\$2104	\$2261	\$2418	\$2576	\$2734	\$2891	\$3048	\$3205	\$3362	\$3520	\$3671



8350 42" Square Ottoman

COM Yardage: Total: 4.25 Yds. / Sides: 2.75 Yds. / Top: 1.5 Yds.

COM	GR1	GR2	GR3	GR4	GR5	GR6	GR7	GR8	GR9	GR10	LEA
\$2273	\$2430	\$2587	\$2744	\$2901	\$3059	\$3218	\$3375	\$3532	\$3690	\$3847	\$3998

OPTIONS

Add upcharge to list price and code to model number

FR	CAL 133 (TB 133) Fire Retardant per yard	\$101	/yd.
MB	Moisture Barrier (up to 60" overall width)	\$141	ea.
WOD	Wood Legs	\$27	ea.
PC	Polished Chrome Legs	\$29	ea.
CAS3	3" Casters	\$29	ea.
2FO	Two Fabric Option	\$110	
GD1	Ganging Device for Metal/Wood Legs	\$58	
GD2	Flat Ganging Device for Soft Seating	\$58	

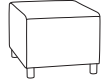
TABF(-)	Fixed Tablet (outside, specify (L/R), shape A, B or C)	\$416	
TABFB(-)	Fixed Tablet (blade, specify (L/R), shape A, B or C)	\$416	
LAM5	Non-standard laminate (5 tablets or less)	\$281	ea. tablet
SST	Solid Surface Tablet Arm - add to tablet option	\$141	
SS5	Non-standard Solid Surface (5 tablets or less)	Call For Quote	

DIMENSIONS	Straight Benches
Overall Depth:	20"
Overall Width:	22, 44, 66"
Overall Height:	18"
Qty./Wt.:	1 ea./45/60/78 lbs.



THREE SEAT STRAIGHT BENCH

MODEL / DESCRIPTION / LIST PRICING



8352 Single Seat Straight Bench

COM Yardage: Total: 2.25 Yds. / Sides: 1.5 Yds. / Top: .75 Yds.

COM	GR1	GR2	GR3	GR4	GR5	GR6	GR7	GR8	GR9	GR10	LEA
\$1005	\$1092	\$1179	\$1277	\$1364	\$1463	\$1562	\$1661	\$1760	\$1859	\$1958	\$2100



8354 Two Seat Straight Bench

COM Yardage: Total: 3.25 Yds. / Sides: 1.75 Yds. / Top: 1.5 Yds.

COM	GR1	GR2	GR3	GR4	GR5	GR6	GR7	GR8	GR9	GR10	LEA
\$1868	\$2025	\$2183	\$2339	\$2496	\$2654	\$2812	\$2968	\$3126	\$3285	\$3442	\$3591



8356 Three Seat Straight Bench

COM Yardage: Total: 4.5 Yds. / Sides: 2.5 Yds. / Top: 2 Yds.

COM	GR1	GR2	GR3	GR4	GR5	GR6	GR7	GR8	GR9	GR10	LEA
\$2195	\$2353	\$2510	\$2668	\$2825	\$2982	\$3140	\$3298	\$3455	\$3611	\$3769	\$3921

OPTIONS

Add upcharge to list price and code to model number

FR	CAL 133 (TB 133) Fire Retardant per yard	\$101	/yd.	TABF(-)	Fixed Tablet (outside, specify (L/R), shape A, B or C)	\$416	
MB	Moisture Barrier (up to 60" overall width)	\$141	ea.	TABFB(-)	Fixed Tablet (blade, specify (L/R), shape A, B or C)	\$416	
MB60	Moisture Barrier (over 60" overall width)	\$225	ea.	LAM5	Non-standard laminate (5 tablets or less)	\$281	ea. tablet
WOD	Wood Legs	\$27	ea.	SST	Solid Surface Tablet Arm - add to tablet option	\$141	
PC	Polished Chrome Legs	\$29	ea.	SS5	Non-standard Solid Surface (5 tablets or less)	Call For Quote	
CAS3	3" Casters	\$29	ea.				
2FO	Two Fabric Option	\$110					
GD1	Ganging Device for Metal/Wood Legs	\$58					
GD2	Flat Ganging Device for Soft Seating	\$58					

OPTIONS

- CODE: FR - CAL 133 (TB 133) Fire Retardant
- CODE: MB - Moisture Barrier
- CODE: LOW - Fully Upholstered Low Back - 27" OA Height
- CODE: WOD - Wood Legs
- CODE: PC - Polished Chrome Legs
- CODE: CAS3 - 3" Casters
- CODE: 2FO - Two Fabric Option
- CODE: WAC - Wood Arm Caps
- CODE: PAC - Poly Arm Caps - Standard Black/Charcoal
- CODE: 3FO - Three Fabric Option
- CODE: GD1 - Ratchet Ganging Device for Soft Seating
- CODE: GD2 - Flat Ganging Device for Soft Seating

- CODE: GD3 - Flat Ganging Device for Café & Training Tables
- CODE: TAB-(_) - Non-Removable Swivel Tablet (laminated shape A, B or C left or right arm)
- CODE: TABR1-(_) - Removable Swivel Tablet (laminated shape A, B or C specify left or right arm)
- CODE: TABR2-(_) - Removable Swivel Tablet (laminated shape A, B or C with opening for tablet on both arms)
- CODE: LAM5 - Non-standard laminate for 5 or less tablets see options for upcharge
- CODE: SST - Solid Surface Tablet Arm - add to tablet option.
- CODE: SS5 - Non-standard Solid Surface top for 5 or less tablets
- CODE: CO - Clean Out (overall width up to 50")
- CODE: CO1 - Clean Out (overall width over 50")

Note:

- Tablet orders of 5 or less - choice of 4 standard laminate colors: Wilsonart Black 1595-60, Formica Brite White 459-58, Wilsonart Montana Walnut 7110K-78 or Nevamar Silver Alu Metalx MXT003.
- Tablet orders of 6 or more - any choice standard laminate colors.

Note: Factory installed power/data available, see accessories online under the 'Products' tab.



RAVEN LOUNGE




RAVEN TWO SEAT LOUNGE



LOW-BACK



CASTERS



ELECTRICAL/DATA

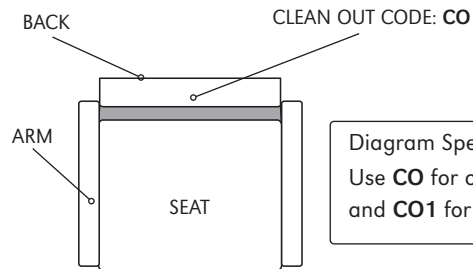


Diagram Specifies A Clean Out Use **CO** for overall widths up to 50" and **CO1** for overall widths over 50"

Note: Factory installed power/data available, see accessories online under the 'Products' tab.

TABLET SHAPES

Three Tablet Shapes::

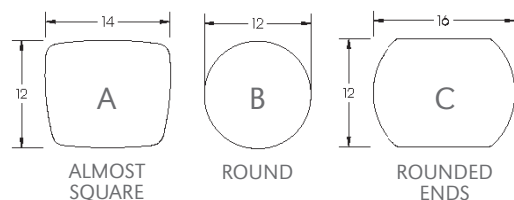
Choose from the three shapes shown and specify; A, B or C and left or right (outside tablet) when ordering.
Example: TABF-(A) Left - this would be a fixed shape A tablet on the left side (when seated).

Laminate Top:

- Tablet orders of 5 or less have 4 standard laminate colors:
- Wilsonart Black 1595-60
 - Wilsonart Montana Walnut 7110K-78
 - Formica Brite White 459-58
 - Nevamar Silver Alu Metalx MXT003

Solid Surface Top:

- Tablet orders of 5 or less have 4 standard Corian colors:
- Bone
 - Bronzite
 - Glacier White
 - Silver Grey



Note: Tablets can not be used with Arm Caps.

DIMENSIONS	Single Seat Lounge	Two Seat Lounge
Seat Depth:	20"	20"
Seat Height:	18"	18"
Arm Height:	25"	25"
Overall Depth:	27"	27"
Overall Width:	27"	49"
Overall Height:	33"	33"
Qty./Wt.:	1 ea./65 lbs.	1 ea./105 lbs.



RAVEN SINGLE LOUNGE
WITH OPTIONAL LOW BACK

MODEL / DESCRIPTION / LIST PRICING

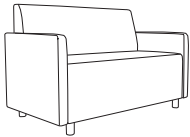


8403 Single Seat Lounge



COM Yardage: Total: 7 Yds. / Back: 2 Yds. / Seat: 2 Yds./ Arms(2) 3 Yds.

COM	GR1	GR2	GR3	GR4	GR5	GR6	GR7	GR8	GR9	GR10	LEA
\$1868	\$2065	\$2234	\$2444	\$2616	\$2799	\$2983	\$3166	\$3376	\$3586	\$3797	\$4182



8401 Two Seat Lounge

COM Yardage: Total: 10 Yds. / Back: 4 Yds. / Seat: 3 Yds. / Arms(2) 3 Yds.

COM	GR1	GR2	GR3	GR4	GR5	GR6	GR7	GR8	GR9	GR10	LEA
\$2727	\$2990	\$3226	\$3490	\$3724	\$3961	\$4198	\$4433	\$4696	\$4959	\$5221	\$5608

OPTIONS

Add upcharge to list price and code to model number

FR	CAL 133 (TB 133) Fire Retardant per yard	\$101	/yd.
MB	Moisture Barrier (up to 60" overall width)	\$141	ea.
LOW	Fully Upholstered Low Back - 27" OA Height	\$107	
WOD	Wood Legs	\$27	ea.
PC	Polished Chrome Legs	\$29	ea.
PB	Laminate Plinth Base - Straight Unit	\$180	
CAS3	3" Casters	\$29	ea.
2FO	Two Fabric Option	\$110	
3FO	Three Fabric Option	\$166	
GD1	Ganging Device for Metal/Wood Legs	\$58	
GD2	Flat Ganging Device for Soft Seating	\$58	

TAB(-)	Swivel Tablet (specify A, B or C, left or right arm)	\$444	
TABR1(-)	Removable Tablet (specify A, B or C, left or right arm)	\$528	
TABR2(-)	Removable Tablet (specify A, B or C both arm openings)	\$640	
LAM5	Non-standard laminate (5 tablets or less)	\$281	ea. tablet
SST	Solid Surface Tablet Arm - add to tablet option	\$141	
SS5	Non-standard Solid Surface (5 tablets or less)	Call For Quote	
WAC	Wood Arm Cap	\$100	ea.
PAC	Poly Arm Cap - Standard Black/Charcoal	\$77	ea.
CO	Clean Out (overall width up to 50")	\$281	
CO1	Clean Out (overall width over 50")	\$432	

RAVEN JUNIOR COLLECTION

The Raven Junior Lounge Series offers great creativity and flexibility in children's seating. Designed for children's areas and any public spaces that require durable seating.



60° CURVE UNIT



RAVEN JUNIOR



RAVEN JUNIOR
MODULAR CONFIGURATION

ORDERING INFORMATION

- | | |
|----------------------------|-------------------------------|
| 1) Series Name | 5) Powder Coat Color for legs |
| 2) Model Number | 6) Optional Items |
| 3) Quantity | |
| 4) Fabric Grade and Number | |

RAVEN MODULAR LOUNGE SPECIFICATIONS

Frame Construction

Frame assembly is constructed of multi-ply hardwood, with tongue and groove construction. All foam is fully bonded to frame. Seat cushions are 4" graded high resiliency (H.R.) block foam with back 3" (H.R.) foam, covered entirely with special bonded polyester fiber to protect final upholstery. No sag-springs are installed in seat & back along with interlocking helicoil springs to prevent sagging and provide additional lower back and seat support.

Upholstery

Seat and back are covered in choice of fabric, vinyl, crypton, leather or COM. ERG uses only water based glues and adhesives in our upholstery process.

Legs

2"RD X 3"H round tubular steel legs are standard and available in standard powder coat colors. Optional polished chrome and wood legs are also available. Legs have a factory installed poly vinyl glide.

COLORS / FINISHES

Legs

Standard powder coat colors or optional polished chrome available. Wood legs are finished in your choice of standard wood stain colors.

OPTIONS

- CODE: FR - CAL 133 (TB 133) Fire Retardant.
- CODE: MB - Moisture Barrier (Up To 60" Overall Width).
- CODE: WOD - Wood Legs.
- CODE: PC - Polished Chrome Legs.
- CODE: CAS3 - 3" Black Casters.
- CODE: 2FO - Two Fabric Option.
- CODE: GD1 - Ratchet Ganging Device for Soft Seating
- CODE: GD2 - Flat Ganging Device for Soft Seating



SINGLE UNIT

DIMENSIONS	Single Unit	Two Seat Unit	Two Seat Backless Unit	Square Ottoman	Round Ottomans
Seat Depth:	17.5"	17.5"	24"	-	-
Seat Height:	16"	16"	16"	-	-
Overall Depth:	24"	24"	24"	24"	18"
Overall Width:	18"	42"	42"	24"	18"
Overall Height:	27.5"	27.5"	16"	16"	16"
Qty./Wt.:	1 ea./35 lbs.	1 ea./60 lbs.	1 ea./55 lbs.	1 ea./40 lbs.	1 ea./40 lbs.

MODEL / DESCRIPTION / LIST PRICING



8400 Single Unit (4 Legs)

COM Yardage: Total: 3 Yds. / Back: 1.5 Yds. / Seat: 1.5 Yds.

COM	GR1	GR2	GR3	GR4	GR5	GR6	GR7	GR8	GR9	GR10	LEA
\$1084	\$1161	\$1207	\$1255	\$1306	\$1359	\$1414	\$1469	\$1527	\$1589	\$1653	\$1954



8402 Two Seat Unit (4 legs)

COM Yardage: Total: 4.5 Yds. / Back: 2.5 Yds. / Seat: 2 Yds.


COM	GR1	GR2	GR3	GR4	GR5	GR6	GR7	GR8	GR9	GR10	LEA
\$1727	\$1847	\$1920	\$1998	\$2078	\$2160	\$2248	\$2337	\$2431	\$2529	\$2629	\$3109



8404 Two Seat Backless Unit (4 legs)

COM Yardage: Total: 3.5 Yds. / Top: 1.5 Yds. / Sides: 2 Yds.

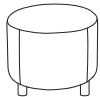
COM	GR1	GR2	GR3	GR4	GR5	GR6	GR7	GR8	GR9	GR10	LEA
\$1486	\$1583	\$1643	\$1702	\$1767	\$1834	\$1904	\$1975	\$2049	\$2128	\$2207	\$2592



8406 24" Square Ottoman - 16" height (4 legs)

COM Yardage: Total: 2.75 Yds. / Top: .75 Yds. / Sides: 1.5 Yds.

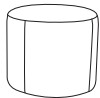
COM	GR1	GR2	GR3	GR4	GR5	GR6	GR7	GR8	GR9	GR10	LEA
\$987	\$1048	\$1087	\$1126	\$1166	\$1208	\$1254	\$1297	\$1346	\$1396	\$1446	\$1691



8341-S 18" Round Ottoman - 16" height (4 legs)

COM Yardage: Total: 2.75 Yds. / Sides: 2 Yds. / Top: .75 Yds.

COM	GR1	GR2	GR3	GR4	GR5	GR6	GR7	GR8	GR9	GR10	LEA
\$1002	\$1149	\$1298	\$1447	\$1595	\$1743	\$1892	\$2040	\$2189	\$2339	\$2486	\$2629



8341-NLS 18" Round Ottoman - 16" height / No Legs

COM Yardage: Total: 2.75 Yds. / Sides: 2 Yds. / Top: .75 Yds.

COM	GR1	GR2	GR3	GR4	GR5	GR6	GR7	GR8	GR9	GR10	LEA
\$934	\$1066	\$1195	\$1326	\$1459	\$1588	\$1719	\$1848	\$1981	\$2112	\$2241	\$2366

OPTIONS

Add upcharge to list price and code to model number

FR	CAL 133 (TB 133) Fire Retardant per yard	\$101	/yd.
MB	Moisture Barrier (up to 60" overall width)	\$141	ea.
2FO	Two Fabric Option	\$110	
GD1	Ganging Device for Metal/Wood Legs	\$58	
GD2	Flat Ganging Device for Soft Seating	\$58	

PC	Polished Chrome Legs	\$29	ea.
CAS3	3" Black Casters	\$29	ea.
WOD	Solid Wood Legs	\$27	ea.

DIMENSIONS	30° curve unit (inside / outside)	60° curve unit (inside / outside)	Backless 30° unit	Backless 60° unit
Seat Depth:	17.5"	17.5"	24"	24"
Seat Height:	16"	16"	16"	16"
Overall Depth:	26"	28"	26"	28"
Overall Width:	24.5"	47"	24.5"	47"
Overall Height:	27.5"	27.5"	16"	16"
Qty./Wt.:	1 ea./62 lbs.	1 ea./110 lbs.	1 ea./35 lbs.	1 ea./55 lbs.



60° CURVE UNIT

MODEL / DESCRIPTION / LIST PRICING



8408 30° inside curve unit (4 Legs)

COM Yardage: Total: 4 Yds. / Back: 2 Yds. / Seat: 2 Yds.

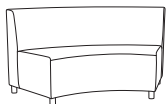
COM	GR1	GR2	GR3	GR4	GR5	GR6	GR7	GR8	GR9	GR10	LEA
\$1106	\$1182	\$1230	\$1278	\$1330	\$1383	\$1439	\$1496	\$1555	\$1619	\$1682	\$1990



8410 30° outside curve unit (4 Legs)

COM Yardage: Total: 4.5 Yds. / Back: 2 Yds. / Seat: 2.5 Yds.


COM	GR1	GR2	GR3	GR4	GR5	GR6	GR7	GR8	GR9	GR10	LEA
\$1106	\$1182	\$1230	\$1278	\$1330	\$1383	\$1439	\$1496	\$1555	\$1619	\$1682	\$1990



8412 60° inside curve unit (5 Legs)

COM Yardage: Total: 6.5 Yds. / Back: 4 Yds. / Seat: 2.5 Yds.

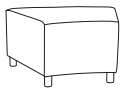
COM	GR1	GR2	GR3	GR4	GR5	GR6	GR7	GR8	GR9	GR10	LEA
\$1863	\$1994	\$2073	\$2156	\$2242	\$2332	\$2425	\$2523	\$2624	\$2727	\$2839	\$3355



8414 60° outside curve unit (5 Legs)

COM Yardage: Total: 7 Yds. / Back: 3 Yds. / Seat: 4 Yds.

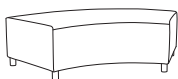
COM	GR1	GR2	GR3	GR4	GR5	GR6	GR7	GR8	GR9	GR10	LEA
\$2022	\$2153	\$2232	\$2315	\$2401	\$2491	\$2584	\$2682	\$2783	\$2886	\$2998	\$3514



8416 Backless 30° unit (4 Legs)

COM Yardage: Total: 3 Yds. / Top: 1 Yds. / Sides: 2 Yds.

COM	GR1	GR2	GR3	GR4	GR5	GR6	GR7	GR8	GR9	GR10	LEA
\$996	\$1066	\$1109	\$1153	\$1200	\$1248	\$1295	\$1348	\$1402	\$1459	\$1517	\$1792



8418 Backless 60° unit (5 Legs)

COM Yardage: Total: 4.75 Yds. / Top: 2 Yds. / Sides: 2.75 Yds.

COM	GR1	GR2	GR3	GR4	GR5	GR6	GR7	GR8	GR9	GR10	LEA
\$1570	\$1679	\$1748	\$1817	\$1889	\$1964	\$2044	\$2124	\$2209	\$2297	\$2388	\$2826

OPTIONS

Add upcharge to list price and code to model number

FR	CAL 133 (TB 133) Fire Retardant per yard	\$101	/yd.
MB	Moisture Barrier (up to 60" overall width)	\$141	ea.
2FO	Two Fabric Option	\$110	
GD1	Ganging Device for Metal/Wood Legs	\$58	
GD2	Flat Ganging Device for Soft Seating	\$58	

PC	Polished Chrome Legs	\$29	ea.
CAS3	3" Black Casters	\$29	ea.
WOD	Solid Wood Legs	\$27	ea.



4 LEG CHAIR / ARMS /CASTERS

REWIND SERIES

The Rewind chair features a two piece polypropylene shell with a slotted back and a clean out feature. The slotted back design offers style and ventilation. Frames are available in standard polished chrome or optional powder coat color finishes.



BAR STOOLS

ORDERING INFORMATION

To Order Please Specify:

- 1) Series Name
- 2) Model Number
- 3) Quantity
- 4) Optional Powder Coat Color
- 5) Fabric Grade & Number
- 6) Optional Items

REWIND GENERAL SPECIFICATIONS

Shell

- Rewind polypropylene chairs feature a contoured, perforated backrest and waterfall design seat.
 - Backrest features a slotted pattern with 1.125" x .25" rounded rectangles.
- Note: Molded polypropylene material is shatter proof and scratch resistant. Gentle flex back.

Upholstery

- Seat insert is upholstered over 1/2" foam.
- Seat can be upholstered with choice of fabric, vinyl, crypton, leather or approved COM.

Frame - Four Legged

- Chair frames are made of .875" diameter, 16 gauge steel tubing with hand brazed welds. Factory installed adjustable steel glides.

Glides

- Factory installed self leveling steel glides.

Stacking

- 4-leg models stack 10 high on dolly.
- 4-leg with Casters stack 10 high on dolly.
- 4-leg with arms 4 high.
- Bar stool 2-3 high (no arms only)

COLORS / FINISHES

Frame Finish Colors:

Standard polished chrome frame finish.

Optional standard powder coat colors available with upcharge.

7 Shell Colors with Matching Color Arms:

- Black
- Navy Blue
- Charcoal
- Yellow
- White
- Red
- Green

7 PLASTIC SHELL COLORS



BLACK



CHARCOAL



WHITE



NAVY BLUE



RED



YELLOW



GREEN

CHAIRS	WEIGHT LIMIT
Metal Legs	350 lbs.

OPTIONS

- CODE: FR - CAL 133 (TB 133) Fire Retardant
- CODE: MBC - Moisture Barrier Chair
- CODE: SF - Powder Coat Frame Color
- CODE: AGF - Fold out Ganging
(includes SPN)
- CODE: SPN - Plastic Seat Pan to Protect Upholstery
(Recommended for stacking chairs with UPH seats)
- CODE: CH - Counter Height (24" seat height)
- CODE: SH - Specialty Height (any custom height)
- CODE: GD - Metal Ganging Device for Chairs



UPHOLSTERED SEAT INSERT



OPTIONAL SEAT PAN TO PROTECT UPHOLSTERY

DIMENSIONS	4-Leg	4-Leg Arms
Seat Width:	17.5"	19.75"
Seat Depth:	18.25"	18.25"
Seat Height:	18.25"	18.25"
Arm Height	-	27"
Back Height:	33"	33"
Overall Width:	20"	22.75"
Overall Depth:	22"	22"
Qty./Wt. per carton:	3 ea./48 lbs.	3 ea./48 lbs.



4 LEGGED CHAIR



4 LEGGED CHAIR WITH ARMS

MODEL / DESCRIPTION / LIST PRICING



7600 4-Legged Side Chair



Chair
\$301



7601 4-Legged Side Chair - Upholstered Seat Insert

COM Yardage: 0.75 Yard

COM	GR1	GR2	GR3	GR4	GR5	GR6	GR7	GR8	GR9	GR10	LEA
\$414	\$443	\$462	\$479	\$498	\$518	\$540	\$561	\$584	\$606	\$631	\$746



7604 4-Legged Arm Chair

Chair
\$404



7605 4-Legged Arm Chair - Upholstered Seat Insert

COM Yardage: 0.75 Yard

COM	GR1	GR2	GR3	GR4	GR5	GR6	GR7	GR8	GR9	GR10	LEA
\$516	\$552	\$575	\$598	\$622	\$646	\$671	\$697	\$726	\$756	\$787	\$930

OPTIONS

Add upcharge to list price and code to model number

FR	CAL 133 (TB 133) Fire Retardant per yard.	\$101	/yd.
MBC	Moisture Barrier Chair	\$72	ea.
SF	Powder Coat Finish - Chair	\$42	

SPN	Plastic Seat Pan to protect upholstery (Black)	\$36	
AGF	Fold Out Ganging	\$68	
GD	Metal Ganging Device for Chairs	\$32	per Chair

DIMENSIONS	4-Leg w/ Casters	Arm Chair w/ Casters
Seat Width:	17.5"	19.75"
Seat Depth:	18.25"	18.25"
Seat Height:	18.25"	18.25"
Arm Height	-	27"
Back Height:	33"	33"
Overall Width:	20"	22.75"
Overall Depth:	22"	22"
Qty./Wt. per carton:	3 ea./40 lbs.	3 ea./40 lbs.



4 LEGGED WITH CASTERS
AND SEAT INSERT



4 LEGGED WITH ARMS AND
CASTERS

MODEL / DESCRIPTION / LIST PRICING



7608 4-Legged Side Chair with Casters

Chair
\$386



7609 4-Legged Side Chair with Casters - Upholstered Seat Insert

COM Yardage: 0.75 Yard

COM	GR1	GR2	GR3	GR4	GR5	GR6	GR7	GR8	GR9	GR10	LEA
\$504	\$538	\$560	\$583	\$605	\$630	\$655	\$682	\$709	\$737	\$766	\$906



7612 4-Legged Arm Chair and Casters

Chair
\$490



7613 4-Legged Arm Chair with Casters - Upholstered Seat Insert

COM Yardage: 0.75 Yard

COM	GR1	GR2	GR3	GR4	GR5	GR6	GR7	GR8	GR9	GR10	LEA
\$602	\$644	\$670	\$696	\$724	\$753	\$784	\$815	\$849	\$882	\$917	\$1084

OPTIONS

Add upcharge to list price and code to model number

FR	CAL 133 (TB 133) Fire Retardant per yard.	\$101	/yd.
MBC	Moisture Barrier Chair	\$72	ea.
SF	Powder Coat Finish - Chair	\$42	

SPN	Plastic Seat Pan in Black	\$36	
AGF	Fold Out Ganging	\$68	
GD	Metal Ganging Device for Chairs	\$32	per Chair

DIMENSIONS	Stool	Stool w/ Arms
Seat Width:	17.5"	19.75"
Seat Depth:	18"	18"
Seat Height:	29.5"	29.5"
Arm Height	-	38.25"
Back Height:	44"	44"
Overall Width:	20.25"	22.75"
Overall Depth:	20.25"	20.25"
Qty./Wt. per carton:	2 ea./48 lbs.	1 ea./48 lbs.



BAR STOOL



BAR STOOL WITH ARMS

MODEL / DESCRIPTION / LIST PRICING



7616 Bar Stool



Chair
\$553



7617 Bar Stool - Upholstered Seat Insert

COM Yardage: 0.75 Yard

COM	GR1	GR2	GR3	GR4	GR5	GR6	GR7	GR8	GR9	GR10	LEA
\$667	\$713	\$743	\$773	\$803	\$835	\$869	\$904	\$939	\$976	\$1017	\$1202



7620 Bar Stool with Arms

Chair
\$687



7621 Bar Stool with Arms / Upholstered Seat Insert

COM Yardage: 0.75 Yard

COM	GR1	GR2	GR3	GR4	GR5	GR6	GR7	GR8	GR9	GR10	LEA
\$805	\$862	\$897	\$933	\$969	\$1009	\$1049	\$1091	\$1134	\$1180	\$1227	\$1450

NOTE: BAR STOOL W/ARMS ARE NOT STACKABLE

OPTIONS

Add upcharge to list price and code to model number

FR	CAL 133 (TB 133) Fire Retardant per yard.	\$101	/yd.
MBC	Moisture Barrier Chair	\$72	ea.
SF	Powder Coat Finish - Bar Stool	\$65	
SPN	Plastic Seat Pan to protect upholstery (Black)	\$36	


CH	Counter Height (24" seat height)	\$32	
SH	Specialty Height (any custom height)	\$32	
GD	Metal Ganging Device for Chairs	\$32	per Chair



EASY FOLDOUT GANGING (FACTORY INSTALLED ONLY)



ROUNDED RECTANGLE PERFORATION (1/4" X 1 1/8")



ARM DETAILS (FACTORY INSTALLED ONLY)



REWIND SWIVEL SERIES

The Rewind swivel features a two piece polypropylene shell with a slotted back and a clean out feature. The slotted back design offers style and ventilation. Upholstered seat insert are available. High chair kit available in two height extensions.



ALUMINUM SWIVEL BASE



BLACK POLY 5 STAR BASE

ORDERING INFORMATION

To Order Please Specify:

- | | |
|-----------------|-------------------------------|
| 1) Series Name | 4) Fabric Grade & Number |
| 2) Model Number | 5) Optional Items |
| 3) Quantity | 6) Specify 8" or 10" high kit |

REWIND GENERAL SPECIFICATIONS

Shell

- Rewind polypropylene chairs feature a contoured, perforated backrest and waterfall design seat.
- Backrest features a slotted pattern with 1.125" x .25" rounded rectangles.
Note: Molded polypropylene material is shatter proof and scratch resistant. Gentle flex back.

Upholstery

- Seat insert is upholstered over 1/2" foam.
- Seat can be upholstered with choice of fabric, vinyl, crypton, leather or approved COM.

Five Star

- Five-star bases have gas cylinders with pneumatic height adjustment.
- High chair kit consists of 8" or 10" extended piston with adjustable chrome foot ring. (Priced in)
- **Standard dual wheel casters** or optional glides in black high impact plastic.

Chair Controls

- Swivel
- Pneumatic height adjustment
- No tilt
- Chair frame is slightly tilted for seating comfort



STANDARD ALUMINUM SWIVEL BASE



SWIVEL CHAIR GLIDES

COLORS / FINISHES

Base Finish Colors:

Standard polished aluminum 5-star base.

Optional powder coat color matched base available with upcharge.
Optional impact resistant black poly 5-star base.

7 Shell Colors with Matching Color Arms:

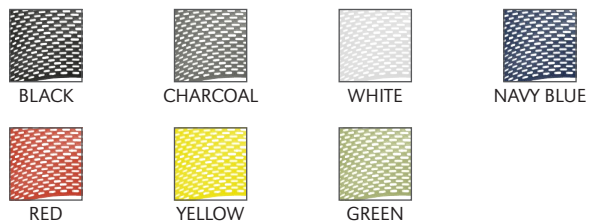
- | | |
|-------------|---------|
| • Black | • White |
| • Navy Blue | • Red |
| • Charcoal | • Green |
| • Yellow | |

Optional Color Match Base Colors:

- | | |
|-------------|-----------------|
| • Black | • Canary Yellow |
| • White | • Charcoal |
| • Navy Blue | • Liberty Red |

Note: 6 chair minimum for color matched base option.
To be the same powder coat color for all six.

7 PLASTIC SHELL COLORS



OPTIONS

- CODE: FR - CAL 133 (TB 133) Fire Retardant
- CODE: MBC - Moisture Barrier Chair
- CODE: CM5 - Color Match Base
- CODE: B5 - Impact Resistant Black Poly Base
- CODE: GC - Black Glides for 5 star base
- CODE: CAS5 - Two-Tone Self Braking Casters (Gray/Black) - set of 5
- CODE: GD - Metal Ganging Device for Chairs

DIMENSIONS	Swivel	Swivel w/ Arms
Seat Width:	17.5"	19.75"
Seat Depth:	18"	18"
Seat Height:	17.5" - 20.5"	17.5" - 20.5"
Arm Height	-	29.5" - 34.5"
Back Height:	30" - 35"	30" - 35"
Overall Width:	26.25"	26.25"
Overall Depth:	26.25"	26.25"
Qty./Wt. per carton:	1 ea./25 lbs.	1 ea./25 lbs.



SWIVEL CHAIR WITH
STANDARD ALUMINUM BASE



SWIVEL ARM CHAIR WITH
STANDARD ALUMINUM BASE

MODEL / DESCRIPTION / LIST PRICING



7624 Swivel Chair

Chair
\$520



7625 Swivel Chair - Upholstered Seat Insert

COM Yardage: 0.75 Yard

COM	GR1	GR2	GR3	GR4	GR5	GR6	GR7	GR8	GR9	GR10	LEA
\$631	\$676	\$702	\$731	\$760	\$790	\$820	\$854	\$888	\$924	\$961	\$1135



7628 Swivel Arm Chair

Chair
\$656



7629 Swivel Arm Chair - Upholstered Seat Insert

COM Yardage: 0.75 Yard

COM	GR1	GR2	GR3	GR4	GR5	GR6	GR7	GR8	GR9	GR10	LEA
\$731	\$782	\$814	\$846	\$880	\$914	\$950	\$989	\$1028	\$1070	\$1112	\$1314

OPTIONS

Add upcharge to list price and code to model number

FR	CAL 133 (TB 133) Fire Retardant per yard.	\$101	/yd.
MBC	Moisture Barrier Chair	\$72	ea.
CM5	Color Match Base	\$32	
B5	Impact Resistant Black Poly Base	deduct \$28 list	

GC	Black Glides for 5 star base	\$32	
CAS5	Two-Tone Self Braking Casters (set of 5)	\$51	
GD	Metal Ganging Device for Chairs	\$32	per Chair

DIMENSIONS	H8	H8 with Arms	H10	H10 with Arms
Seat Width:	17.5"	19.75"	17.5"	19.75"
Seat Depth:	18"	18"	18"	18"
Seat Height:	21.5 - 29"	21.5 - 29"	26" - 36"	26" - 36"
Arm Height	-	30.5" - 38"	-	35" - 45"
Back Height:	37"- 44.5"	37"- 44.5"	41.5" - 51.5"	41.5" - 51.5"
Overall Width:	26.25"	26.25"	26.25"	26.25"
Overall Depth:	26.25"	26.25"	26.25"	26.25"
Qty./Wt. per carton:	1 ea./28 lbs.	1 ea./28 lbs.	1 ea./28 lbs.	1 ea./28 lbs.



SWIVEL ARM CHAIR WITH HI-CHAIR KIT AND STANDARD ALUMINUM BASE AND OPTIONAL TWO TONE SELF BRAKING CASTERS

MODEL / DESCRIPTION / LIST PRICING



7624-H8
7624-H10 Swivel Chair with High Chair Kit

Chair
\$658



7625-H8
7625-H10 Swivel Chair with High Chair Kit - Upholstered Seat Insert

COM Yardage: 0.75 Yard

COM	GR1	GR2	GR3	GR4	GR5	GR6	GR7	GR8	GR9	GR10	LEA
\$769	\$823	\$855	\$889	\$925	\$961	\$1000	\$1041	\$1081	\$1125	\$1170	\$1383



7628-H8
7628-H10 Swivel Arm Chair with High Chair Kit

Chair
\$757



7629-H8
7629-H10 Swivel Arm Chair with High Chair Kit - Upholstered Seat Insert

COM Yardage: 0.75 Yard

COM	GR1	GR2	GR3	GR4	GR5	GR6	GR7	GR8	GR9	GR10	LEA
\$867	\$930	\$966	\$1004	\$1044	\$1085	\$1130	\$1176	\$1222	\$1271	\$1322	\$1562

OPTIONS

Add upcharge to list price and code to model number

FR	CAL 133 (TB 133) Fire Retardant per yard.	\$101	/yd.
MBC	Moisture Barrier Chair	\$72	ea.
CM5	Color Match Base	\$32	
B5	Impact Resistant Black Poly Base	deduct \$28 list	

GC	Black Glides for 5 star base	\$32	
CAS5	Two-Tone Self Braking Casters (set of 5)	\$51	
GD	Metal Ganging Device for Chairs	\$32	per Chair



SWIVEL RED ARM CHAIR WITH
COLOR MATCHED PAINTED ALUMINUM BASE



SWIVEL YELLOW ARM CHAIR WITH
COLOR MATCHED PAINTED ALUMINUM BASE



SWIVEL NAVY BLUE ARM CHAIR WITH
COLOR MATCHED PAINTED ALUMINUM BASE

OPTIONAL COLOR MATCHED BASES AVAILABLE IN THESE SIX COLORS

(PLEASE SEE DETAILS ON PAGE 12)



SWIVEL BLACK ARM CHAIR WITH
COLOR MATCHED PAINTED ALUMINUM BASE



SWIVEL WHITE ARM CHAIR WITH
COLOR MATCHED PAINTED ALUMINUM BASE



SWIVEL CHARCOAL ARM CHAIR WITH COLOR
MATCHED PAINTED ALUMINUM BASE





DEMI BACK



MID BACK



SAMBA TABLE OF CONTENTS

Samba Specifications 2-3
 Samba Standards & Options 4
 Samba Mid Back Pricing 5-7
 Samba Demi Back Bar Stool Pricing 8
 Samba Demi Back Pricing 9

SAMBA

The Samba collection features three distinct fully upholstered seat designs. The seats are constructed with cold injected urethane foam over a tubular steel frame. Several different bases are available including metal leg, wood leg, steel four-star, and five-star base with casters. Wood leg, sled base and welded metal 4-leg bar stools complete the collection.



MID-BACK WITH WOOD BASE



MIDBACK 4 LEG CHAIR



MID-BACK 5-STAR SWIVEL WITH
OPTIONAL CHROME CASTERS



MID-BACK WITH
4-STAR STEEL SWIVEL BASE



DEMI BACK 5-STAR SWIVEL BASE
WITH FOOT REST



DEMI BACK SLED BASE BARSTOOL



DEMI BACK WOOD BASE BARSTOOL

ORDERING INFORMATION

To Order Please Specify:

- | | |
|-----------------|----------------------------|
| 1) Series Name | 4) Fabric Grade and Number |
| 2) Model Number | 5) Optional Items |
| 3) Quantity | |

CHAIRS	WEIGHT LIMIT
Metal Legs	350 lbs.
Wood Legs	250 lbs.

SAMBA GENERAL SPECIFICATIONS

Upholstery/Foam

- Cold injected urethane molded foam with inner steel welded frame.
- Samba is fully upholstered and available with approved fabric, crypton, vinyl or COM.

Graded-In & COM Fabric Testing

Due to the complexity of the upholstery process, please submit your Graded-in/COM for testing. A 10"x10" sample is required. **ALL FABRIC MUST BE PRE APPROVED.** Please see Approved Fabrics link under product webpage images.

Base Details

- **4-Legs:** Frame is fully welded. 3/4" diameter 14-gauge steel tubing with adjustable glides installed.
- **4-Star Steel Swivel:** solid steel blades welded to 2" diameter column and nylon glides installed. Available in polished chrome or black wrinkle finishes.
- **Wood Legs:** In round solid beech, tapered style. Size of taper legs is 1-1/4" to 2" diameter. All 4 legs are inserted in a fabricated, welded metal bracket and tightly secured. Underseat metal bracket is painted in white optional black.

- **Bar Stool with Wood Legs** - In round solid beech, tapered style. Size of taper legs is 1-1/4" to 2" diameter. All 4 legs are inserted in a fabricated, welded metal bracket and tightly secured. A polished chrome footrest is inserted to 4 legs with machined screws for additional strength. Underseat metal bracket is painted in white optional black.
- **Bar Stool with Sled Base** - Frame in solid steel is 1/2" in diameter. 4 polyvinyl glides installed, and footrest welded to frame.
- **5-Star Swivel:** Cast polished aluminum base with 5 gray casters installed. High chair kit consists of an 8" or 10" extended piston (adjustable up and down) with an adjustable chrome foot ring.

Chair function

- Swivel 360°

Chair Control

- Pneumatic height adjustment
 - Regular Swivel Chair – 16" – 21"
 - 8" High Kit – 23" – 30"
 - 10" High Kit – 26" – 36"
- Swivel

- **4-Leg Bar Stool for Mid Back:** Frame is 3/4" diameter, 14-gauge steel tubing with adjustable glides installed and footrest welded to frame.



STANDARD BASE FINISHES

- 4-star steel swivel - Black or Polished Chrome
- 4 legs - polished chrome
- Wood legs - all standard stain colors and underseat metal bracket is painted in white
- 5-star swivel in polished chrome with gray casters

- 5-star swivel in polished chrome with black casters
- Sled Base Bar Stool in polished chrome
- Wood Leg Barstool available in all standard stain colors includes foot rest in polished chrome

OPTIONS

- CODE: FR - CAL 133 (TB 133) Fire Retardant
- CODE: MBC - Moisture Barrier Chair
- CODE: SF - Powder Coat Color Finish
- CODE: CH - Counter Height (24" seat height)
- CODE: SH - Specialty Height (any custom height)
- CODE: TFT1 - Diamond Tufting - Single Back
- CODE: VBL - Black Under Metal Frame (Wood Legs)
- CAS-C: Chrome Casters for 5-star swivel base
- CODE: GC - Black Glides for 5 star base

TUFTING

Only diamond tufting available for Samba series.



diamond




SAMBA - DIAMOND TUFTING DETAIL ON BACK

BASE FINISHES

Powder Coat colors available with upcharge

- 4 Leg Metal Frame
- Barstool 4 Leg Metal Frame
- Barstool Sled Base



STANDARD GRAY CASTERS
(5035 MODEL ONLY)



OPTIONAL CHROME CASTERS
(5035 MODEL ONLY)

5-STAR SWIVEL BASE DETAIL




MIDBACK 5-STAR SWIVEL BASE WITH OPTIONAL CHROME CASTERS



DEMI BACK 5-STAR SWIVEL BASE WITH BLACK CASTERS

FOR TASK
SWIVEL CHAIR

4-STAR BASE DETAIL



SWIVEL STEEL BASE

DIMENSIONS	4-Leg Chair
Inside Width:	20"
Seat Height:	18"
Arm Height:	26"
Overall Depth:	24"
Overall Width:	24.5"
Overall Height:	31"
Qty./Wt. per carton:	1 ea./32 lbs.



4 LEGS

MODEL / DESCRIPTION / LIST PRICING



5037 Mid-Back 4 Legs in Polished Chrome / Fixed Seat

COM Yardage: 2 yards

COM	GR1	GR2	GR3	GR4	GR5	GR6	GR7	GR8	GR9	GR10	LEA
\$1152	\$1233	\$1282	\$1334	\$1387	\$1443	\$1499	\$1560	\$1622	\$1688	\$1755	\$2074

OPTIONS

Add upcharge to list price and code to model number

FR	CAL 133 (TB 133) Fire Retardant - per yard	\$101	/yd.
SF	Powder Coat Color Finish - Model 5037 Only	\$42	

TFT1	Diamond Tufting - per seat	\$108	
MBC	Moisture Barrier Chair	\$72	ea.

DIMENSIONS	4-Star Steel Swivel Base	Wood Leg Chair	4-Leg Bar Stool
Inside Width:	17"	17"	17"
Seat Height:	16"	18"	29"
Arm Height:	26"	24"	37"
Overall Depth:	24"	24"	24"
Overall Width:	24.5"	24.5"	24.5"
Overall Height:	30.5"	31"	41"
Qty./Wt. per carton:	1 ea./32 lbs.	1 ea./50 lbs.	1 ea./38 lbs.



4-STAR STEEL SWIVEL



WOOD LEGS

MODEL / DESCRIPTION / LIST PRICING



5049-B Mid-Back 4-Star Steel Swivel / **Black Wrinkle Finish**

COM Yardage: 2 yards

COM	GR1	GR2	GR3	GR4	GR5	GR6	GR7	GR8	GR9	GR10	LEA
\$1427	\$1527	\$1588	\$1653	\$1718	\$1786	\$1857	\$1932	\$2010	\$2091	\$2174	\$2568



5049 Mid-Back 4-Star Steel Swivel / **Polished Chrome Finish**

COM Yardage: 2 yards

COM	GR1	GR2	GR3	GR4	GR5	GR6	GR7	GR8	GR9	GR10	LEA
\$1500	\$1605	\$1670	\$1737	\$1807	\$1878	\$1955	\$2032	\$2114	\$2199	\$2286	\$2702



5037-W Mid-Back **Stained Wood Legs** / Fixed Seat

COM Yardage: 2 yards

COM	GR1	GR2	GR3	GR4	GR5	GR6	GR7	GR8	GR9	GR10	LEA
\$1630	\$1744	\$1812	\$1886	\$1961	\$2040	\$2121	\$2206	\$2295	\$2386	\$2482	\$2933



5038 Mid-Back 4 Leg Bar Stool / **Polished Chrome Finish**

COM Yardage: 2 yards

COM	GR1	GR2	GR3	GR4	GR5	GR6	GR7	GR8	GR9	GR10	LEA
\$1271	\$1360	\$1413	\$1470	\$1529	\$1590	\$1654	\$1720	\$1787	\$1860	\$1934	\$2287

OPTIONS

Add upcharge to list price and code to model number

FR	CAL 133 (TB 133) Fire Retardant - per yard	\$101	/yd.	MBC	Moisture Barrier Chair	\$72	ea.
TFT1	Diamond Tufting - per seat	\$108		CH	Counter Height (24" seat height)	\$32	
SF	Powder Coat color finish (bar stool - 5038 Only)	\$65		SH	Specialty Height	\$32	
VBL	Black Under Metal Frame (Wood Legs)	\$42					

DIMENSIONS	Five-Star Swivel	8" High Kit:	10" High Kit:
Inside Width:	17"	17"	17"
Seat Height:	16"-21"	23"-30"	26"-36"
Arm Height:	23"-28"	30"-37"	33"-43"
Overall Depth:	26.5"	26.5"	26.5"
Overall Width:	26.5"	26.5"	26.5"
Overall Height:	29"-34"	37"-44"	40"-50"
Qty./Wt. per carton:	1 ea./44 lbs	1 ea./44 lbs	1 ea./44 lbs



5-STAR SWIVEL CHAIR
HIGH KIT



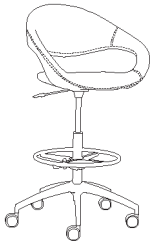
5-STAR SWIVEL

MODEL / DESCRIPTION / LIST PRICING



5035 Mid-Back Polished Chrome Five-Star Swivel on Casters COM Yardage: 2 est. yards

COM	GR1	GR2	GR3	GR4	GR5	GR6	GR7	GR8	GR9	GR10	LEA
\$1182	\$1266	\$1317	\$1369	\$1424	\$1481	\$1539	\$1602	\$1666	\$1733	\$1802	\$2129



5035-H8
5035-H10 Mid-Back Polished Chrome Five-Star Swivel on Casters with High Chair Kit COM Yardage: 2 est. yards

COM	GR1	GR2	GR3	GR4	GR5	GR6	GR7	GR8	GR9	GR10	LEA
\$1273	\$1362	\$1416	\$1472	\$1532	\$1592	\$1657	\$1722	\$1791	\$1863	\$1938	\$2290

OPTIONS

Add upcharge to list price and code to model number

FR	CAL 133 (TB 133) Fire Retardant - per yard	\$101	/yd.	TFT1	Diamond Tufting - per seat	\$108	
MBC	Moisture Barrier Chair	\$72	ea.	CAS-C	Chrome Casters for 5-star base	\$76	
GC	Black Glides for 5 star base	\$32					

DIMENSIONS	Demi Back Sled Base	Demi Back Wood Legs
Inside Width:	15.5"	15.5"
Seat Height:	29"	29"
Overall Depth:	18"	19.5"
Overall Width:	18"	19"
Overall Height:	36.5"	36"
Qty./Wt. per carton:	1 ea./44 lbs	1 ea./44 lbs



WOOD LEGS



SLED BASE

MODEL / DESCRIPTION / LIST PRICING



5047 Demi Back Bar Stool / Sled Base

COM Yardage: 1.5 yards

COM	GR1	GR2	GR3	GR4	GR5	GR6	GR7	GR8	GR9	GR10	LEA
\$956	\$1022	\$1064	\$1107	\$1150	\$1196	\$1244	\$1294	\$1346	\$1400	\$1455	\$1720



5047-W Demi Back Bar Stool / Wood Legs

COM Yardage: 1.5 yards

COM	GR1	GR2	GR3	GR4	GR5	GR6	GR7	GR8	GR9	GR10	LEA
\$1441	\$1541	\$1602	\$1666	\$1733	\$1803	\$1875	\$1949	\$2028	\$2108	\$2193	\$2592

OPTIONS

Add upcharge to list price and code to model number

FR	CAL 133 (TB 133) Fire Retardant - per yard	\$101	/yd.	TFT1	Diamond Tufting - per seat	\$108	
SF	Powder Coat Color Finish - Bar Stool 5047	\$65		MBC	Moisture Barrier Chair	\$72	ea.
VBL	Black Under Metal Frame (Wood Legs)	\$42					

DIMENSIONS	Five-Star Swivel	8" High Kit:	10" High Kit:
Inside Width:	15.5"	15.5"	15.5"
Seat Height:	17.5"-23"	20"-27.5"	26"-36"
Overall Depth:	25"	25"	25"
Overall Width:	18"	18"	18"
Overall Height:	25.5"-30.5"	27.5"-35"	30.5"-40.5"
Qty./Wt. per carton:	1 ea./44 lbs	1 ea./44 lbs	1 ea./44 lbs



5-STAR SWIVEL CHAIR
HIGH KIT



5-STAR SWIVEL

MODEL / DESCRIPTION / LIST PRICING

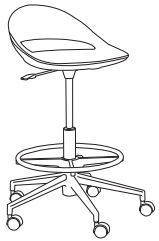


5048

Demi-Back Polished Chrome Five-Star Swivel on Casters

COM Yardage: 1.5 est. yards

COM	GR1	GR2	GR3	GR4	GR5	GR6	GR7	GR8	GR9	GR10	LEA
\$910	\$975	\$1013	\$1054	\$1096	\$1140	\$1185	\$1233	\$1282	\$1334	\$1387	\$1639



5048-H8
5048-H10

Demi-Back Polished Chrome Five-Star Swivel on Casters with High Chair Kit

COM Yardage: 1.5 est. yards

COM	GR1	GR2	GR3	GR4	GR5	GR6	GR7	GR8	GR9	GR10	LEA
\$1007	\$1076	\$1120	\$1166	\$1212	\$1260	\$1310	\$1363	\$1418	\$1475	\$1533	\$1812



OPTIONAL GLIDES FOR 5 STAR BASE

OPTIONS

Add upcharge to list price and code to model number

FR	CAL 133 (TB 133) Fire Retardant - per yard	\$101	/yd.	GC	Black Glides for 5 star base	\$32	
MBC	Moisture Barrier Chair	\$72	ea.	TFT1	Tufting - Single Back	\$108	

SAMMY LOUNGE

The Sammy is fully upholstered over high resiliency foam on a solid hardwood frame featuring square steel tube legs. Designed for student housing and any public spaces that require long duration seating comfort and greater width and depth.



SAMMY ARM CHAIR WITH
OPTIONAL WOOD LEGS
AND POWER / DATA



SAMMY OTTOMAN WITH
OPTIONAL WOOD LEGS



THREE SEAT SAMMY LOUNGE WITH CHAISE

ORDERING INFORMATION

- | | |
|-----------------|----------------------------|
| 1) Series Name | 4) Fabric Grade and Number |
| 2) Model Number | 5) Powder Coat Leg Color |
| 3) Quantity | 6) Optional Items |

SAMMY LOUNGE SPECIFICATIONS

Frame Construction

Frame assembly is constructed of multi-ply hardwood, with tongue and groove construction. All foam is fully bonded to frame. Seat cushions are 4" graded high resiliency (H.R.) block foam with back 3" (H.R.) foam, covered entirely with special bonded polyester fiber to protect final upholstery. No-sag springs are installed in seat & back along with interlocking helicoil springs to prevent sagging and provide additional lower back and seat support.

Upholstery

Seat and back are covered in choice of fabric, vinyl, crypton, leather or COM. ERG uses only water based glues and adhesives in our upholstery process. Contrasting fabrics are available.

Base

Is assembled using dado construction, glue and screws, with added corner support for each leg. Sammy tubular steel legs (5.25" Height) are available in standard powder coat colors or optional polished chrome.

Warranty

ERG offers a lifetime warranty on all foam and frames.

COLORS / FINISHES

Metal Legs:

Standard powder coat color choices or optional polished chrome available.

Wood Base:

All transparent wood stain colors available

OPTIONS

- CODE: FR - CAL 133 (TB 133) Fire Retardant
- CODE: MB - Moisture Barrier (up to 60" overall width)
- CODE: MB60 - Moisture Barrier (over 60" overall width)
- CODE: PCL - Polished Chrome Legs
- CODE: WOD - Solid Maple Wood Legs
- CODE: 2FO - Two Fabric Option
- CODE: 3FO - Three Fabric Option

Note: Factory installed power/data available, see accessories online under the 'Products' tab.



TWO SEAT LOUNGE WITH OPTIONAL WOOD LEGS

SOFT SEATING	WEIGHT LIMIT
1 Seat	500 lbs.
2 Seat	1000 lbs.
3 Seat	1500 lbs.



WOOD LEGS



ELECTRICAL/DATA



CUP HOLDER

DIMENSIONS	Arm Chair	Two Seat Lounge	Three Seat Lounge	Three Seat w/Chaise	Ottoman or Bench
Inside Width:	24"	48"	72"	72"	-
Seat Depth:	23"	23"	23"	23" & 45"	24"
Seat Height:	18"	18"	18"	18"	18"
Arm Height:	29"	29"	29"	29"	-
Overall Depth:	36"	36"	36"	36" & 60"	24"
Overall Width:	34"	58"	82"	82"	24" or 48"
Overall Height:	34"	34"	34"	34"	18"
Qty./Wt.:	1 ea./68 lbs.	1 ea./105 lbs.	1 ea./160 lbs.	1 ea./185 lbs.	1 ea./40 lbs.



TWO SEAT SAMMY LOUNGE

MODEL / DESCRIPTION / LIST PRICING



6401 Arm Chair (4 legs)

COM Yardage: 8.5 Yds. / Seat: 2 Yds. / Back: 1.5 Yds. / Frame: 1.25 Yard / Arms: 3.5 Yds.

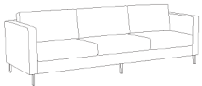
COM	GR1	GR2	GR3	GR4	GR5	GR6	GR7	GR8	GR9	GR10	LEA
\$2005	\$2146	\$2231	\$2321	\$2414	\$2511	\$2610	\$2714	\$2824	\$2936	\$3053	\$3609



6402 Two Seat Lounge Sofa (4 legs)

COM Yardage: 11.5 Yds. / Seat: 4 Yds. / Back: 2.5 Yds. / Frame: 1.5 Yds. / Arms: 3.5 Yds.

COM	GR1	GR2	GR3	GR4	GR5	GR6	GR7	GR8	GR9	GR10	LEA
\$2703	\$2892	\$3009	\$3129	\$3254	\$3384	\$3520	\$3661	\$3806	\$3959	\$4117	\$4865



6403 Three Seat Lounge Sofa (6 legs)

COM Yardage: 15.25 Yds. / Seat: 6 Yds. / Back: 3.25 Yds. / Frame: 2.5 Yds. / Arms: 3.5 Yds.

COM	GR1	GR2	GR3	GR4	GR5	GR6	GR7	GR8	GR9	GR10	LEA
\$3609	\$3862	\$4015	\$4177	\$4344	\$4518	\$4699	\$4887	\$5081	\$5284	\$5496	\$6497



6404R/L Three Seat Lounge Sofa with Chaise (8 legs)

COM Yardage: 17 Yds. / Seat: 7.5 Yds. / Back: 4.5 Yds. / Frame: 3 Yds. / Arms: 3.5 Yds.

COM	GR1	GR2	GR3	GR4	GR5	GR6	GR7	GR8	GR9	GR10	LEA
\$4415	\$4724	\$4914	\$5108	\$5314	\$5527	\$5747	\$5977	\$6216	\$6464	\$6723	\$7946

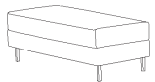
note: specify right or left side for chaise



6405 Ottoman (4 legs)

COM Yardage: 2.5 Yds.

COM	GR1	GR2	GR3	GR4	GR5	GR6	GR7	GR8	GR9	GR10	LEA
\$1189	\$1272	\$1323	\$1374	\$1430	\$1488	\$1546	\$1609	\$1673	\$1740	\$1811	\$2138



6406 Bench (4 legs)

COM Yardage: 4 Yds.

COM	GR1	GR2	GR3	GR4	GR5	GR6	GR7	GR8	GR9	GR10	LEA
\$1725	\$1847	\$1921	\$1998	\$2078	\$2162	\$2247	\$2336	\$2430	\$2528	\$2630	\$3109

OPTIONS

Add upcharge to list price and code to model number


FR	CAL 133 (TB 133) Fire Retardant per yard.	\$101	/yd.
MB	Moisture Barrier (up to 60" overall width)	\$141	ea.
MB60	Moisture Barrier (over 60" overall width)	\$225	ea.
PCL	Polished chrome leg	\$19	per leg

2FO	Two Fabric Option	\$110	
3FO	Three Fabric Option	\$166	
CUP	Plastic Cup Holder	\$107	
WOD	Solid Maple Wood Legs	\$27	per leg



SLAM OCCASIONAL TABLE

Slam Occasional Table is built with your choice of laminate, wood veneer or solid surface top on a welded 1" square steel tube frame.



RECTANGULAR TABLE WITH CUBE FRAME



RECTANGULAR TABLE TOP WITH SLED FRAME

ORDERING INFORMATION

- | | |
|-----------------|--------------------------------|
| 1) Series Name | 4) Frame Finish |
| 2) Model Number | 5) Laminate / Veneer Selection |
| 3) Quantity | 6) Optional Items |

SLAM SPECIFICATIONS

Table

Table top is CARB Phase I & Phase II Compliant. Laminate, wood veneer and phenolic backing are glued with water based adhesives. Table Top is 0.75" thick.

Table Tops

ERG offers over 1000 standard laminate choices from Nevamar, Wilsonart, Formica and Pionite. Wood veneer in transparent stain colors and custom stain matching are also available. Solid Surface, 3Form Chroma and stone table tops will be quoted upon request.

Frame

The Slam features a welded 1" square steel tube frame. Frames are sandblasted prior to final powder coating in your choice of standard powder coat colors.

Glides

Factory installed glides included.



CORNER TABLE








RECTANGULAR TABLE



CORNER TABLE

SLAM OCCASIONAL TABLES

	Model Number	Model Description	Table Top Size	Table Height	Table Top Shape	Shipping Weight	LAMINATE EDGE 2B OR 3A	WOOD VENEER EDGE 8G	SOLID SURFACE
	SLM20S	Occasional	20"x20"	17"	square	30 lbs	\$1050	\$1115	Call for quote
	SLM2028	Occasional	20"x28"	17"	square	30 lbs	\$1246	\$1320	Call for quote
	SLM28S	Occasional	28"x28"	17"	square	30 lbs	\$1426	\$1508	Call for quote
	SLM2042	Occasional	20"x42"	17"	rectangle	35 lbs	\$1605	\$1700	Call for quote
	SLM2060	Occasional	20"x60"	17"	rectangle	50 lbs	\$1736	\$1839	Call for quote





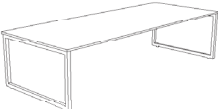



RECTANGULAR TABLE TOP WITH SLED FRAME



CORNER TABLE WITH SLED FRAME






SLAM OCCASIONAL TABLES

	Model Number	Model Description	Table Top Size	Table Height	Table Top Shape	Shipping Weight	LAMINATE EDGE 2B OR 3A	WOOD VENEER EDGE 8G	SOLID SURFACE
	SLMS20S	Occasional	20"x20"	17"	square	30 lbs	\$1080	\$1145	Call for quote
	SLMS2028	Occasional	20"x28"	17"	square	30 lbs	\$1318	\$1397	Call for quote
	SLMS28S	Occasional	28"x28"	17"	square	30 lbs	\$1575	\$1664	Call for quote
	SLMS2042	Occasional	20"x42"	17"	rectangle	35 lbs	\$1784	\$1890	Call for quote
	SLMS2060	Occasional	20"x60"	17"	rectangle	50 lbs	\$1886	\$1962	Call for quote



RECTANGULAR TABLE WITH CUBE FRAME

SLAM OCCASIONAL TABLES

	Model Number	Model Description	Table Top Size	Table Height	Table Top Shape	Shipping Weight	LAMINATE EDGE 2B OR 3A	WOOD VENEER EDGE 8G	SOLID SURFACE
	SLMC20S	Occasional	20"x20"	17"	square	30 lbs	\$1080	\$1145	Call for quote
	SLMC2028	Occasional	20"x28"	17"	square	30 lbs	\$1426	\$1509	Call for quote
	SLMC28S	Occasional	28"x28"	17"	square	30 lbs	\$1715	\$1817	Call for quote
	SLMC2042	Occasional	20"x42"	17"	rectangle	35 lbs	\$1971	\$2087	Call for quote
	SLMC2060	Occasional	20"x60"	17"	rectangle	50 lbs	\$2074	\$2187	Call for quote



SLED BASE WITH
UPHOLSTERED SEAT INSERT

STRIKE SERIES

The Strike chair features a once piece polypropylene shell with a perforated back and a clean out feature. The perforated back design offers style and ventilation. Frames are available in standard polished chrome or optional powder coat color finishes.



BAR STOOLS

ORDERING INFORMATION

To Order Please Specify:

- | | |
|-----------------|-------------------------------|
| 1) Series Name | 4) Optional Powder Coat Color |
| 2) Model Number | 5) Fabric Grade & Number |
| 3) Quantity | 6) Optional Items |

STRIKE GENERAL SPECIFICATIONS

Shell

- Strike chairs have a contoured shell made of .50" thick molded polypropylene featuring a waterfall design and gentle flex back.
- Backrest is designed with a perforated hole pattern, holes are .187" square with a stylish taper and diminish toward the outer edges.

Note: Molded polypropylene material is shatter proof and scratch resistant.

Upholstery

- Seat insert is upholstered over 1" foam.
- Seat can be upholstered with choice of fabric, vinyl, crypton, leather or approved COM.

Frame - Four Leg

- .625" diameter, 16 gauge steel tubing with hand brazed welds.

Frame - Sled Base

- .4375" round solid steel. Factory installed black plastic glides.

Stacking

- 4-leg models stack 10 high, sled base stacks 4 high.
- 4-leg bar stools stack 4 high on the floor.

Glides

- Factory installed glides - adjustable steel (4-leg, V) or black plastic (sled base).

COLORS / FINISHES

Frame Finish Colors:

Standard polished chrome finish.

Optional powder coat colors available with upcharge.

Polypropylene Shell Colors:

- | | |
|-------------|-----------------|
| • Dark Gray | • Ribbon Red |
| • Fawn | • White |
| • Black | • Midnight Blue |
| • Tangerine | • Ivy Green |

OPTIONS

- CODE: FR - CAL 133 (TB 133) Fire Retardant
- CODE: MBC - Moisture Barrier Chair
- CODE: SF - Powder Coat finish frame
- CODE: CH - Counter Height (24" seat height)
- CODE: SH - Specialty Height (any custom height)

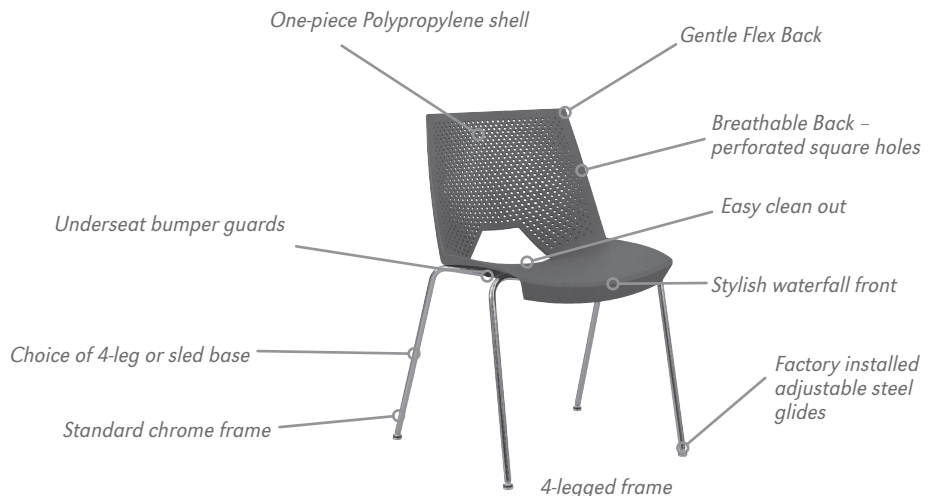


UPHOLSTERED SEAT
INSERT



POWDER COAT
FRAME COLOR

CHAIRS	WEIGHT LIMIT
Metal Legs	350 lbs.



TYPICAL FEATURES ON ALL 4 FRAMES

DIMENSIONS	4-Legged	V-Frame	Sled Chair
Seat Width:	18"	18"	18"
Seat Depth:	16.75"	16.75"	16.75"
Seat Height:	17.5"	17.5"	17.5"
Back Height:	32"	32"	32"
Overall Width:	21.5"	21.5"	21.5"
Overall Depth:	20"	20"	20"
Qty./Wt. per carton:	3 ea./25 lbs.	1 ea./25 lbs.	3 ea./25 lbs.



SLED BASE



4-LEGGED

MODEL / DESCRIPTION / LIST PRICING



5070 4-Legged Side Chair

Chair
\$280



5072 4-Legged Side Chair - w/ Upholstered Seat Insert

COM Yardage: 0.75 Yard

COM	GR1	GR2	GR3	GR4	GR5	GR6	GR7	GR8	GR9	GR10	LEA
\$390	\$418	\$435	\$451	\$470	\$490	\$507	\$527	\$549	\$572	\$595	\$702



5074 Sled Base Chair

Chair
\$277

5076 Sled Base Chair - w/ Upholstered Seat Insert

COM Yardage: 0.75 Yard

COM	GR1	GR2	GR3	GR4	GR5	GR6	GR7	GR8	GR9	GR10	LEA
\$385	\$410	\$424	\$441	\$456	\$474	\$492	\$509	\$529	\$549	\$570	\$668

Note: Strike chair is a wall saver

PLASTIC SHELL COLORS



OPTIONS

Add upcharge to list price and code to model number

FR	CAL 133 (TB 133) Fire Retardant per yard.	\$101	/yd.
MBC	Moisture Barrier Chair	\$72	ea.

SF	Powder Coat Finish - Chair	\$42	
SF	Powder Coat - Bar Stool	\$65	

DIMENSIONS	4-Legged Stool
Seat Width:	18"
Seat Depth:	16.75"
Seat Height:	30"
Back Height:	43"
Overall Width:	21.5"
Overall Depth:	22"
Qty./Wt. per carton:	2 ea./45 lbs.



4-LEGGED BAR STOOL

MODEL / DESCRIPTION / LIST PRICING



5077 4-Legged Stool

Chair
\$560



5079 4-Legged Stool - w/ Upholstered Seat Insert

COM Yardage: 0.75 Yard

COM	GR1	GR2	GR3	GR4	GR5	GR6	GR7	GR8	GR9	GR10	LEA
\$669	\$717	\$744	\$774	\$805	\$836	\$871	\$906	\$942	\$979	\$1019	\$1204

Note: Strike stool is a wall saver

PLASTIC SHELL COLORS




OPTIONS

Add upcharge to list price and code to model number

FR	CAL 133 (TB 133) Fire Retardant per yard.	\$101	/yd.
MBC	Moisture Barrier Chair	\$72	ea.
SF	Powder Coat Finish - Chair	\$42	

SF	Powder Coat - Bar Stool	\$65	
CH	Counter Height (24" seat height) (No Sledbase)	\$32	
SH	Specialty Height (any custom height)	\$32	




SQUARE PERFORATION DETAIL

POLYPROPYLENE ONE PIECE SHELL

Polypropylene Shell Colors Available



All Strike models are stackable



4-LEGGED STACKED

(Approx. 10 height)



SLED BASE STACKED

(Approx. 4 height)



SYMPHONY TABLE OF CONTENTS

Symphony Banquette	2
Symphony Lounge	6

SYMPHONY BANQUETTE

Symphony Banquette
Available in 2 heights
37" and 48"

The Symphony Banquette has been primarily designed as dining lounges for dining halls, eateries and for meeting areas. The series offers a complete dining environment solution with standard-height and tall-back banquettes in both single and back-to-back configurations. Complement with matching lounges.



SYMPHONY CHAIR



SYMPHONY TALL BACK BANQUETTE



SYMPHONY TALL BACK
BACK-TO-BACK BANQUETTE

ORDERING INFORMATION

To Order Please Specify:

- 1) Series Name
- 2) Model Number
- 3) Base Stain/Paint Color
- 4) Quantity
- 5) Fabric Grade & Number
- 6) Optional Items

COLORS / FINISHES

Frame Finish

- Standard Wood Frame:** Available in standard wood stain colors.
- Optional Metal Frame:** Available in standard powder coat colors.

OPTIONS

- CODE: FR - CAL 133 (TB 133) Fire Retardant
- CODE: MB -Moisture Barrier (up to 60" overall width)
- CODE: MB60 -Moisture Barrier (over 60" overall width)
- CODE: MBB -Moisture Barrier (up to 60" overall width Back-to-Back)
- CODE: MBB60 -Moisture Barrier (over 60" overall width Back-to-Back)
- CODE: MF - Welded Metal Frame (powder coat colors only)
- CODE: 2FO - Two Fabric Option
- CODE: 3FO - Three Fabric Option
- CODE: QD - Quad Tufted Seat Design
- CODE: VD - V-Pattern Seat Design
- CODE: PIP - Piping horizontally and vertically (add .25 yard COM)
- CODE: GD2 - Flat Ganging Device for Soft Seating

SYMPHONY BANQUETTE SPECIFICATIONS

Frame Construction

Frame assembly is constructed of multi-ply hardwood, with tongue and groove construction. All foam is fully bonded to frame. Seat cushions are 3" graded high resiliency (H.R.) block foam, covered entirely with special bonded polyester fiber to protect final upholstery. No sag-springs are installed in seat & back along with interlocking helicoil springs to prevent sagging and provide additional lower back and seat support.

Upholstery

Seat and back are covered in choice of fabric, vinyl, crypton, leather or COM ERG uses only water based glues and adhesives in our upholstery process.

Wood Legs/Platform

Wood legs are tapered 2.5" square and 8.5" tall on a Hardrock Maple wood platform base.

Metal Legs/Base

Symphony metal frames are constructed of .75" x 1.5", 14 gauge steel tubing with laser cut steel tapered plates braze welded.

SOFT SEATING	WEIGHT LIMIT
1 Seat	500 lbs.
2 Seat	1000 lbs.
3 Seat	1500 lbs.



STANDARD WOOD FRAME




OPTIONAL METAL FRAME

UPHOLSTERY OPTIONS


• **Two Fabric Option**

When seat and arms are upholstered in 2 different fabrics of your choice, add Code: 2FO to model number.




• **Three Fabric Option**

When seat, back and arms are upholstered in 3 different fabrics of your choice, add Code: 3FO to model number.





• **Quad Tufted Seat Design**

Tufted Seat using approved fabric. Add Code: QD to model number.




• **V-Pattern 2-Tone Seat**

V-pattern on seat. Add Code: VD to model number.



• **Piping**

Horizontal piping on front and top and vertical on back where applicable. Add Code: PIP to model number.





2-SEAT BANQUETTE

DIMENSIONS	Straight Banquette	Back-to-Back Banquette
Seat Depth:	20"	20"
Seat Height:	18.5"	18.5"
Overall Depth:	24.5"	48"
Overall Width:	27", 50.5", 74.5"	27", 50.5", 74.5"
Overall Height:	37"	37"
Qty./Wt.:	1 ea./150 lbs.	1 ea./300 lbs.


MODEL / DESCRIPTION / LIST PRICING



4900 Chair

COM Yardage: Total: 7.25 Yds. / Back: 2.5 Yds. / Arms: 2.75 Yds. / Seat: 2 Yd.


COM	GR1	GR2	GR3	GR4	GR5	GR6	GR7	GR8	GR9	GR10	LEA
\$2780	\$2976	\$3095	\$3219	\$3346	\$3480	\$3621	\$3764	\$3915	\$4071	\$4235	\$5005



4902 2-Seat Banquette

COM Yardage: Total: 8.75 Yds. / Back: 3.5 Yds. / Arms: 2.75 Yds. / Seat: 2.5 Yds.

COM	GR1	GR2	GR3	GR4	GR5	GR6	GR7	GR8	GR9	GR10	LEA
\$3877	\$4149	\$4315	\$4488	\$4667	\$4854	\$5048	\$5249	\$5460	\$5678	\$5905	\$6980



4904 3-Seat Banquette

COM Yardage: Total: 9.25 Yds. / Back: 4 Yds. / Arms: 2.75 Yds. / Seat: 2.5 Yds.

COM	GR1	GR2	GR3	GR4	GR5	GR6	GR7	GR8	GR9	GR10	LEA
\$5559	\$5948	\$6186	\$6433	\$6691	\$6959	\$7237	\$7526	\$7828	\$8141	\$8465	\$10006



4906 Back-to-Back Chair

COM Yardage: Total: 12.5 Yds. / Back: 3.5 Yds. / Arms: 5 Yds. / Seat: 4 Yds.

COM	GR1	GR2	GR3	GR4	GR5	GR6	GR7	GR8	GR9	GR10	LEA
\$5283	\$5653	\$5879	\$6115	\$6360	\$6613	\$6877	\$7153	\$7439	\$7737	\$8045	\$9510

4908 Back-to-Back 2-Seat Banquette

COM Yardage: Total: 14 Yds. / Back: 4.5 Yds. / Arms: 5 Yds. / Seat: 4.5 Yds.

COM	GR1	GR2	GR3	GR4	GR5	GR6	GR7	GR8	GR9	GR10	LEA
\$7369	\$7884	\$8199	\$8528	\$8868	\$9223	\$9593	\$9976	\$10375	\$10790	\$11222	\$13264

4910 Back-to-Back 3-Seat Banquette

COM Yardage: Total: 16.5 Yds. / Back: 6 Yds. / Arms: 5 Yds. / Seat: 5.5 Yds.

COM	GR1	GR2	GR3	GR4	GR5	GR6	GR7	GR8	GR9	GR10	LEA
\$10559	\$11300	\$11751	\$12222	\$12710	\$13219	\$13747	\$14297	\$14869	\$15463	\$16081	\$19008

OPTIONS

Add upcharge to list price and code to model number

FR	CAL 133 (TB 133) Fire Retardant per yard	\$101	/yd.
MB	Moisture Barrier (up to 60" overall width)	\$141	ea.
MB60	Moisture Barrier (over 60" overall width)	\$225	ea.
MBB	Moisture Barrier - up to 60" width (Back-to-Back)	\$281	ea.
MBB60	Moisture Barrier - over 60" width (Back-to-Back)	\$449	ea.
MF	Welded Metal Frame	NC	


2FO	Two Fabric Option	\$110	
3FO	Three fabric option	\$166	
QD	Quad Tufted Seat Design	\$179	per unit
VD	V-Pattern Seat Design	\$67	per unit
PIP	Piping horizontally and vertically	\$68	per unit
GD2	Flat Ganging Device for Soft Seating	\$58	

DIMENSIONS	Tall Back Straight Banquette	Tall Back Back-to-Back Banquette
Seat Depth:	20"	20"
Seat Height:	18.5"	18.5"
Overall Depth:	24.5"	48"
Overall Width:	27", 50.5", 74.5"	27", 50.5", 74.5"
Overall Height:	48"	48"
Qty./Wt.:	1 ea./150 lbs.	1 ea./300 lbs.



2-SEAT TALL BACK BANQUETTE


MODEL / DESCRIPTION / LIST PRICING



4920 Tall Back Chair

COM Yardage: Total: 9 Yds. / Back: 3 Yds. / Arms: 4 Yds. / Seat: 2 Yds.


COM	GR1	GR2	GR3	GR4	GR5	GR6	GR7	GR8	GR9	GR10	LEA
\$3265	\$3493	\$3632	\$3778	\$3930	\$4086	\$4250	\$4420	\$4597	\$4781	\$4971	\$5876



4922 2-Seat Tall Back Banquette

COM Yardage: Total: 10.5 Yds. / Back: 4 Yds. / Arms: 4 Yds. / Seat: 2.5 Yds.

COM	GR1	GR2	GR3	GR4	GR5	GR6	GR7	GR8	GR9	GR10	LEA
\$4625	\$4948	\$5146	\$5352	\$5566	\$5789	\$6022	\$6260	\$6513	\$6771	\$7044	\$8325



4924 3-Seat Tall Back Banquette

COM Yardage: Total: 12 Yds. / Back: 5 Yds. / Arms: 4 Yds. / Seat: 3 Yds.

COM	GR1	GR2	GR3	GR4	GR5	GR6	GR7	GR8	GR9	GR10	LEA
\$6497	\$6951	\$7229	\$7520	\$7820	\$8131	\$8457	\$8796	\$9148	\$9514	\$9895	\$11694



4912 Back-to-Back Tall Back Chair

COM Yardage: Total: 13 Yds. / Back: 3.5 Yds. / Arms: 6 Yds. / Seat: 3.5 Yds.

COM	GR1	GR2	GR3	GR4	GR5	GR6	GR7	GR8	GR9	GR10	LEA
\$6202	\$6635	\$6901	\$7176	\$7463	\$7763	\$8073	\$8396	\$8731	\$9081	\$9445	\$11162

4914 Back-to-Back 2-Seat Tall Back Banquette

COM Yardage: Total: 16.5 Yds. / Back: 6 Yds. / Arms: 6 Yds. / Seat: 4.5 Yds.

COM	GR1	GR2	GR3	GR4	GR5	GR6	GR7	GR8	GR9	GR10	LEA
\$8786	\$9400	\$9776	\$10168	\$10576	\$10998	\$11438	\$11894	\$12371	\$12865	\$13380	\$15814

4916 Back-to-Back 3-Seat Tall Back Banquette

COM Yardage: Total: 18 Yds. / Back: 7 Yds. / Arms: 6 Yds. / Seat: 5 Yds.

COM	GR1	GR2	GR3	GR4	GR5	GR6	GR7	GR8	GR9	GR10	LEA
\$12344	\$13207	\$13735	\$14286	\$14856	\$15450	\$16069	\$16712	\$17380	\$18075	\$18799	\$22217

OPTIONS

Add upcharge to list price and code to model number

FR	CAL 133 (TB 133) Fire Retardant per yard	\$101	/yd.
MB	Moisture Barrier (up to 60" overall width)	\$141	ea.
MB60	Moisture Barrier (over 60" overall width)	\$225	ea.
MBB	Moisture Barrier - up to 60" width (Back-to-Back)	\$281	ea.
MBB60	Moisture Barrier - over 60" width (Back-to-Back)	\$449	ea.
MF	Welded Metal Frame	NC	

2FO	Two Fabric Option	\$110	
3FO	Three fabric option	\$166	
QD	Quad Tufted Seat Design	\$179	per unit
VD	V-Pattern Seat Design	\$67	per unit
PIP	Piping horizontally and vertically	\$68	per unit
GD2	Flat Ganging Device for Soft Seating	\$58	

SYMPHONY LOUNGE

The Symphony Lounge is a perfect fit for Hotel lobbies and lounge settings. A traditional lounge with a combination of contemporary and traditional styling, the Symphony features curved arms and classic comfort. Designed to add character to any lobby, it can be used as a vignette in public seating areas with its elegant occasional tables and contrasting fabric designs.



SYMPHONY ARM CHAIR



SYMPHONY TALL BACK ARM CHAIR

ORDERING INFORMATION

To Order Please Specify:

- 1) Series Name
- 2) Model Number
- 3) Base Stain/Paint Color
- 4) Quantity
- 5) Fabric Grade & Number
- 6) Optional Items

SYMPHONY GENERAL SPECIFICATIONS

Frame Construction

Frame assembly is constructed of multi-ply hardwood, with tongue and groove construction. All foam is fully bonded to frame. Seat cushions are 3" graded high resiliency (H.R.) block foam, covered entirely with special bonded polyester fiber to protect final upholstery. No-sag springs are installed in seat and back along with interlocking helicoil springs to prevent sagging and provide additional lower back and seat support.

Upholstery

ERG uses only water based glues and adhesives in our upholstery process. Seat and back are covered in choice of fabric, vinyl, crypton, leather or COM. Contrasting fabrics are available.

Wood Legs/Platform

Wood legs are tapered 2.5" square and 8.5" tall on a Hardrock Maple wood platform base.

Metal Legs/Base

Symphony metal frames are constructed of .75" x 1.5", 14 gauge steel tubing with laser cut steel tapered plates braze welded.

Glides

Legs have black nylon glides installed.

SOFT SEATING	WEIGHT LIMIT
1 Seat	500 lbs.
2 Seat	1000 lbs.
3 Seat	1500 lbs.

COLORS / FINISHES

Frame Finish

- Standard Wood Frame:** Available in standard wood stain colors.
- Optional Metal Frame:** Available in standard powder coat colors.

OPTIONS

- CODE: FR - CAL 133 (TB 133) Fire Retardant
- CODE: MB - Moisture Barrier (up to 60" overall width)
- CODE: MB60 - Moisture Barrier (over 60" overall width)
- CODE: MF - Welded Metal Frame (powder coat colors only)
- CODE: QD - Quad Tufted Seat Design
- CODE: VD - V-Pattern Seat Design
- CODE: PIP - Piping horizontally and vertically. For COM yardage add .25 yard
- CODE: 2FO - Two Fabric Option
- CODE: 3FO - Three Fabric Option
- CODE: GD2 - Flat Ganging Device for Soft Seating



STANDARD WOOD FRAME

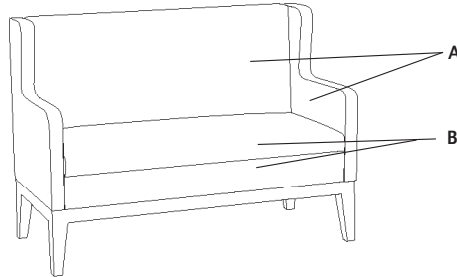


OPTIONAL METAL FRAME

UPHOLSTERY OPTIONS

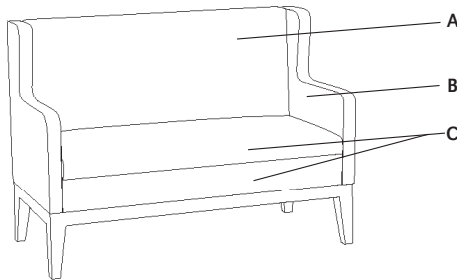
Two Fabric Option:

When seat and arms are upholstered in 2 different fabrics of your choice, add Code: 2FO to model number.




Three Fabric Option

When seat, back and arms are upholstered in 3 different fabrics of your choice, add Code: 3FO to model number.





Quad Tufted Seat Design

Tufted Seat using approved fabric. Add Code: QD to model number.




V-Pattern 2-TSingle Seat

V-pattern on seat. Add Code: VD to model number.



Piping

Horizontal piping on front and top and vertical on back where applicable. Add Code: PIP to model number.



DIMENSIONS	Single Seat	Two Seat	Three Seat
Seat Width:	23"	47"	71"
Seat Depth:	20"	20"	20"
Seat Height:	18.5"	18.5"	18.5"
Back Height:	36.5"	36.5"	36.5"
Overall Width:	27"	50.5"	74.5"
Overall Depth:	24.5"	24.5"	24.5"
Qty./Wt.:	1 ea./50 lbs.	1 ea./110 lbs.	1 ea./135 lbs.



TWO SEAT LOUNGE

MODEL / DESCRIPTION / LIST PRICING



4950 Arm Chair

COM Yardage: 6.75 Yds. / Back: 2 Yds. / Seat: 2 Yds. / Arms: 2.75 Yds.

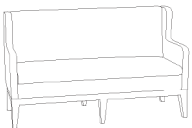
COM	GR1	GR2	GR3	GR4	GR5	GR6	GR7	GR8	GR9	GR10	LEA
\$2384	\$2550	\$2652	\$2759	\$2869	\$2983	\$3102	\$3227	\$3356	\$3491	\$3629	\$4290



4952 Two Seat Lounge

COM Yardage: 8.25 Yds. / Back: 3 Yds. / Seat: 2.5 Yds. / Arms: 2.75 Yds.

COM	GR1	GR2	GR3	GR4	GR5	GR6	GR7	GR8	GR9	GR10	LEA
\$3337	\$3569	\$3712	\$3861	\$4015	\$4176	\$4343	\$4517	\$4697	\$4884	\$5081	\$6006



4954 Three Seat Lounge

COM Yardage: 10.25 Yds. / Back: 4.5 Yds. / Seat: 3 Yds. / Arms: 2.75 Yds.

COM	GR1	GR2	GR3	GR4	GR5	GR6	GR7	GR8	GR9	GR10	LEA
\$4766	\$5099	\$5302	\$5515	\$5737	\$5966	\$6204	\$6452	\$6710	\$6979	\$7257	\$8576

OPTIONS

Add upcharge to list price and code to model number

FR	CAL 133 (TB 133) Fire Retardant per yard	\$101	/yd.
MB	Moisture Barrier (up to 60" overall width)	\$141	ea.
MB60	Moisture Barrier (over 60" overall width)	\$225	ea.
MF	Welded Metal Frame	NC	
2FO	Two fabric option	\$110	

GD2	Flat Ganging Device for Soft Seating	\$58	
3FO	Three fabric option - add to highest grade	\$166	
QD	Quad Tufted Seat Design	\$179	
VD	V-Pattern Seat Design	\$67	
PIP	Accent Piping - per seat. Add 0.25 yd. COM	\$67	

DIMENSIONS	Single Seat	Two Seat	Three Seat
Seat Width:	23"	47"	71"
Seat Depth:	20"	20"	20"
Seat Height:	18.5"	18.5"	18.5"
Back Height:	48"	48"	48"
Overall Width:	27"	50.5"	74.5"
Overall Depth:	24.5"	24.5"	24.5"
Qty./Wt.:	1 ea./50 lbs.	1 ea./110 lbs.	1 ea./135 lbs.



TWO SEAT TALL-BACK LOUNGE

MODEL / DESCRIPTION / LIST PRICING



4960 Tall Back Arm Chair

COM Yardage: 8 Yds. / Back: 2.5 Yds. / Seat: 1.5 Yds. / Arms: 4 Yds.


COM	GR1	GR2	GR3	GR4	GR5	GR6	GR7	GR8	GR9	GR10	LEA
\$2683	\$2870	\$2985	\$3104	\$3230	\$3358	\$3493	\$3632	\$3778	\$3927	\$4086	\$4828



4962 Two Seat Tall Back Lounge

COM Yardage: 12.5 Yds. / Back: 4.5 Yds. / Seat: 4 Yds. / Arms: 4 Yds.

COM	GR1	GR2	GR3	GR4	GR5	GR6	GR7	GR8	GR9	GR10	LEA
\$3798	\$4063	\$4225	\$4394	\$4570	\$4754	\$4944	\$5141	\$5347	\$5562	\$5783	\$6835



4964 Three Seat Tall Back Lounge

COM Yardage: 12 Yds. / Back: 5 Yds. / Seat: 3 Yds. / Arms: 4 Yds.

COM	GR1	GR2	GR3	GR4	GR5	GR6	GR7	GR8	GR9	GR10	LEA
\$5366	\$5741	\$5970	\$6209	\$6458	\$6716	\$6984	\$7264	\$7554	\$7857	\$8170	\$9658

OPTIONS




Add upcharge to list price and code to model number

FR	CAL 133 (TB 133) Fire Retardant per yard	\$101	/yd.
MB	Moisture Barrier (up to 60" overall width)	\$141	ea.
MB60	Moisture Barrier (over 60" overall width)	\$225	ea.
MF	Welded Metal Frame	NC	
2FO	Two fabric option	\$110	

GD2	Flat Ganging Device for Soft Seating	\$58	
3FO	Three fabric option	\$166	
QD	Quad Tufted Seat Design	\$179	
VD	V-Pattern Seat Design	\$67	
PIP	Accent Piping - per seat. Add 0.25 yd. COM	\$67	

MODEL / DESCRIPTION / LIST PRICING

TABLE TOPS ONLY

	Model Number	Table Top Size	Ship Wt	LAMINATE TOP ASSORTED EDGES							VENEER TOP	
				GRP 1	GRP 2	GRP 3	GRP 4	GRP 5	GRP 6	GRP 7	GRP 8	GRP 9
 ROUND	TT24D	24" Dia.	26	\$288	\$302	\$390	\$464	\$616	\$741	\$891	\$928	\$1066
	TT30D	30" Dia.	31	\$335	\$350	\$454	\$542	\$720	\$868	\$1047	\$1081	\$1243
	TT36D	36" Dia.	40	\$396	\$416	\$541	\$649	\$864	\$1043	\$1259	\$1291	\$1485
	TT42D	42" Dia.	52	\$507	\$529	\$692	\$832	\$1114	\$1347	\$1627	\$1655	\$1904
	TT48D	48" Dia.	66	\$604	\$632	\$830	\$1000	\$1339	\$1622	\$1962	\$1984	\$2283
	TT54D	54" Dia.	81	\$711	\$744	\$981	\$1182	\$1586	\$1923	\$2327	\$2345	\$2697
	TT60D	60" Dia.	98	\$817	\$854	\$1128	\$1361	\$1827	\$2216	\$2684	\$2698	\$3103
 SQUARE	TT24S	24" Sq.	30	\$288	\$302	\$390	\$464	\$616	\$741	\$891	\$928	\$1066
	TT2430S	24x30 Sq.	33	\$310	\$324	\$419	\$499	\$663	\$798	\$961	\$996	\$1145
	TT30S	30" Sq.	38	\$335	\$350	\$454	\$542	\$720	\$868	\$1047	\$1081	\$1243
	TT36S	36" Sq.	51	\$407	\$426	\$555	\$666	\$888	\$1074	\$1294	\$1326	\$1525
	TT42S	42" Sq.	65	\$507	\$529	\$692	\$832	\$1114	\$1347	\$1627	\$1655	\$1904
	TT48S	48" Sq.	82	\$693	\$727	\$956	\$1153	\$1545	\$1873	\$2266	\$2286	\$2629
	TT54S	54" Sq.	101	\$803	\$841	\$1109	\$1338	\$1797	\$2179	\$2639	\$2653	\$3051
 RECTANGLE	TT60S	60" Sq.	123	\$921	\$967	\$1276	\$1540	\$2072	\$2513	\$3044	\$3055	\$3513
	TT1836	18 X 36	30	\$290	\$304	\$392	\$467	\$619	\$744	\$895	\$932	\$1072
	TT1848	18 X 48	37	\$323	\$337	\$437	\$524	\$693	\$836	\$1007	\$1041	\$1198
	TT1860	18 X 60	44	\$355	\$372	\$483	\$579	\$770	\$929	\$1118	\$1151	\$1325
	TT1872	18 X 72	51	\$388	\$406	\$529	\$633	\$845	\$1020	\$1229	\$1262	\$1451
	TT1884	18 X 84	57	\$443	\$462	\$604	\$726	\$969	\$1171	\$1414	\$1443	\$1659
	TT1896	18 X 96	64	\$475	\$497	\$650	\$781	\$1043	\$1262	\$1523	\$1553	\$1785
	TT2436	24 X 36	37	\$348	\$361	\$470	\$562	\$747	\$902	\$1087	\$1119	\$1288
	TT2448	24 X 48	46	\$388	\$405	\$528	\$632	\$842	\$1017	\$1226	\$1259	\$1448
	TT2460	24 X 60	55	\$429	\$448	\$585	\$703	\$938	\$1133	\$1366	\$1398	\$1607
	TT2472	24 X 72	64	\$471	\$493	\$643	\$773	\$1032	\$1249	\$1508	\$1537	\$1767
	TT2484	24 X 84	73	\$534	\$558	\$731	\$880	\$1177	\$1425	\$1721	\$1749	\$2010
	TT2496	24 X 96	82	\$576	\$602	\$791	\$950	\$1272	\$1540	\$1862	\$1887	\$2169
	TT3036	30 X 36	44	\$383	\$402	\$522	\$625	\$809	\$1006	\$1214	\$1246	\$1432
	TT3048	30 X 48	55	\$435	\$454	\$593	\$711	\$949	\$1147	\$1383	\$1414	\$1625
	TT3060	30 X 60	66	\$484	\$507	\$663	\$796	\$1064	\$1286	\$1554	\$1582	\$1820
	TT3072	30 X 72	78	\$534	\$559	\$732	\$881	\$1178	\$1427	\$1724	\$1750	\$2012
	TT3084	30 X 84	89	\$605	\$633	\$832	\$1002	\$1343	\$1627	\$1966	\$1990	\$2289
	TT3096	30 X 96	100	\$655	\$687	\$903	\$1088	\$1459	\$1766	\$2136	\$2158	\$2483
	TT3648	36 X 48	64	\$490	\$513	\$672	\$807	\$1078	\$1306	\$1576	\$1604	\$1844
	TT3660	36 X 60	78	\$550	\$576	\$754	\$907	\$1214	\$1469	\$1777	\$1802	\$2071
TT3672	36 X 72	91	\$607	\$637	\$836	\$1007	\$1349	\$1633	\$1976	\$1998	\$2298	
TT3684	36 X 84	105	\$688	\$720	\$948	\$1143	\$1534	\$1857	\$2248	\$2267	\$2608	
TT3696	36 X 96	118	\$747	\$782	\$1029	\$1242	\$1668	\$2022	\$2448	\$2466	\$2834	

TANGO STOOL

The Tango stool features an upholstered seat over 4" high resiliency foam. Choose from three height including a fixed seat bar height with welded foot ring. Optional swivel is available.



STOOL WITH OPTIONAL SWIVEL



BAR HEIGHT FIXED STOOL WITH WELDED FOOT RING

ORDERING INFORMATION

To Order Please Specify:

- | | |
|-----------------|--------------------------|
| 1) Series Name | 4) Powder Coat color |
| 2) Model Number | 5) Fabric Grade & Number |
| 3) Quantity | 6) Optional Items |

TANGO GENERAL SPECIFICATIONS

Base

- Trumpet style pedestal base in standard and counter height stools.
- Fixed seat bar stool on trumpet style base including a fully welded foot ring.
- Optional swivel base is available.

Upholstery

- Upholstered seat over 4" high resiliency foam.
- Foam is glued to a multi-ply shell and seat is attached to frame.
- Seat can be upholstered with choice of fabric, vinyl, crypton, leather or approved COM.

COLORS / FINISHES

Base Finish Colors:

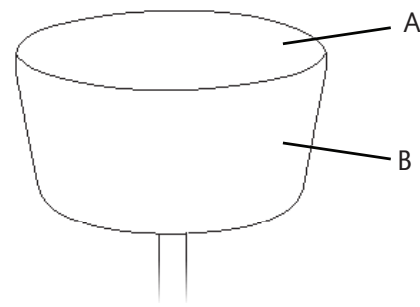
Standard powder coat colors.

OPTIONS

- CODE: FR - CAL 133 (TB 133) Fire Retardant
- CODE: MBC - Moisture Barrier Chair
- CODE: 2FO - Two Fabric Option
- CODE: SS - Swivel Seat



JURY BASE FLOOR MOUNT WITH FOOT RING DETAIL



For Two Fabric Option, please specify:

- A - Fabric option for top of seat
- B - Fabric option for sides of seat

DIMENSIONS	Stool	Counter Stool	Fixed Bar Stool
Seat Diameter:	17"	17"	17"
Seat Height:	18"	24"	30"
Overall Width:	17"	17"	17"
Overall Depth:	17"	17"	17"
Qty./Wt. per carton:	1 ea./29 lbs.	1 ea./40 lbs.	1 ea./51 lbs.



COUNTER HEIGHT STOOL

MODEL / DESCRIPTION / LIST PRICING



5222 Fixed Stool

COM Yardage: Total: 2.25 yds / Top: 0.75 yd / Sides: 1.5 yds

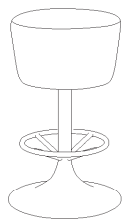
COM	GR1	GR2	GR3	GR4	GR5	GR6	GR7	GR8	GR9	GR10	LEA
\$965	\$1032	\$1074	\$1116	\$1161	\$1207	\$1255	\$1306	\$1358	\$1412	\$1469	\$1736



5224 Fixed Counter Stool

COM Yardage: Total: 2.25 yds / Top: 0.75 yd / Sides: 1.5 yds

COM	GR1	GR2	GR3	GR4	GR5	GR6	GR7	GR8	GR9	GR10	LEA
\$1062	\$1135	\$1181	\$1227	\$1276	\$1329	\$1382	\$1438	\$1494	\$1554	\$1617	\$1911



5223 Fixed Bar Stool with welded Foot Ring

COM Yardage: Total: 2.25 yds / Top: 0.75 yd / Sides: 1.5 yds

COM	GR1	GR2	GR3	GR4	GR5	GR6	GR7	GR8	GR9	GR10	LEA
\$1224	\$1310	\$1362	\$1417	\$1473	\$1533	\$1594	\$1659	\$1724	\$1794	\$1865	\$2203



5223F Fixed Floor Mount Bar Stool with welded Foot Ring

COM Yardage: Total: 2.25 yds / Top: 0.75 yd / Sides: 1.5 yds

COM	GR1	GR2	GR3	GR4	GR5	GR6	GR7	GR8	GR9	GR10	LEA
\$1106	\$1182	\$1229	\$1278	\$1330	\$1383	\$1439	\$1496	\$1555	\$1618	\$1683	\$1989

OPTIONS

Add upcharge to list price and code to model number

FR	CAL 133 (TB 133) Fire Retardant - per yd.	\$101	/yd.
MBC	Moisture Barrier Chair	\$72	ea.

2FO	Two Fabric Option	\$110	
SS	Swivel Seat	\$51	

TERIANA UPHOLSTERED BACK

The Teriana Series upholstered back multipurpose chairs have a fully upholstered seat and backrest. Backrests are available in a stylish square back. Frame available with arms or armless. Heavy duty, capable of standing up in the toughest environments.

Teriana chairs
stack in all 3 widths
19.5", 22" or 26"



UPHOLSTERED SQUARE BACK
YOUR CHOICE OF FABRICS

ORDERING INFORMATION

To Order Please Specify:

- 1) Series Name
- 2) Model Number
- 3) Quantity
- 4) Frame Color
- 5) Fabric Grade & Number
- 6) Arm Cap type and finish/color
- 7) Optional Items

TERIANA GENERAL SPECIFICATIONS

Upholstery

- Seat and Back are fully upholstered over multiply wood shells.
- Chair can be upholstered with fabric, crypton, vinyl, leather or approved COM.

Frame

- .875" diameter, 14 gauge steel tubing. (Bariatric frame is 1" diameter.)
- All frames are sand blasted and then powder coated for maximum paint adhesion.

Arm Caps

- Polyurethane or wood arm caps.

Glides

- Factory installed self leveling steel glides.

Stacking

- Models 147, 148BAR & 148 will stack 3-4 chairs high on the floor.
- Chair Dolly #196 allows models 147 & 148 to stack 6-8 high.

Load Test

- Teriana passes the load test of 350 lbs. for standard width, 500 lbs. for mid-width, and 750 lbs. for bariatric width.

COLORS / FINISHES

Frame Finish Colors:

Standard powder coat colors.

Arm Cap Colors:

- Polyurethane - Black / Charcoal
- Wood - standard wood stain colors.

OPTIONS

- CODE: FR - CAL 133 (TB 133) Fire Retardant
- CODE: MBC - Moisture Barrier Chair
- CODE: PAC - Polyurethane Arm Caps, available in black or grey
- CODE: WAC - Wood Arm Caps, available in transparent wood stains
- CODE: CAS2 - 2" Black Casters (Chairs Only)
- CODE: CH - Counter Height (24" seat height)
- CODE: SH - Specialty Height (any custom height)
- CODE: GD - Metal Ganging Device for Chairs
- CODE: WS - Wall Saver Design, angled rear legs helps protect walls
Note: Not available on Bar stools
- CODE: 2FO/C - Two Fabric Option



WALL-SAVER DESIGN - WS



STACKING DOLLY - #196
Stacks up to 6-8 Chairs

CHAIRS	WEIGHT LIMIT
Standard Seat	350 lbs.
Mid Width	500 lbs.
Bariatric	750 lbs.



METAL GANGING - GD

2" CASTERS - CAS2



WOOD ARM CAP / 16 FINISHES - WAC



POLYURETHANE ARM CAP - PAC

DIMENSIONS	4-Leg Chair	MID-WIDTH Chair	4-Leg Chair w/arms	MID-WIDTH Chair w/ arms	Bariatric Chair	Bar Stools
Inside Width:	19.5"	22"	19.5"	22"	26"	19.5"
Seat Depth:	19"	19"	19"	19"	23"	19"
Seat Height:	18"	18"	18"	18"	19.5"	30"
Arm Height:	-	-	25"	25"	25"	37"
Overall Depth:	23"	23"	23"	23"	28"	23"
Overall Width:	19.5"	22"	22"	24"	30"	22"
Overall Height:	32"	32"	32"	32"	34"	44"
Qty./Wt. per carton:	3 ea./45 lbs.	3 ea./50 lbs.	3 ea./55 lbs.	3 ea./60 lbs.	1 ea./35 lbs.	1 ea./20 lbs.



SQUAREBACK CHAIR
WITH ARMS

MODEL / DESCRIPTION / LIST PRICING



147 Square Back Fully Upholstered Chair

COM Yardage: 1.25 Yard/2FO = .75 seat 1.25 back

COM	GR1	GR2	GR3	GR4	GR5	GR6	GR7	GR8	GR9	GR10	LEA
\$489	\$522	\$543	\$566	\$587	\$610	\$635	\$661	\$686	\$714	\$743	\$879

147MID MID-WIDTH Square Back Fully Upholstered Chair

COM Yardage: 1.25 Yard/2FO = .75 seat 1.25 back

COM	GR1	GR2	GR3	GR4	GR5	GR6	GR7	GR8	GR9	GR10	LEA
\$641	\$686	\$713	\$743	\$772	\$802	\$834	\$867	\$903	\$938	\$976	\$1153



148 Square Back Fully Upholstered Chair w/ Arms

COM Yardage: 1.25 Yard/2FO = .75 seat 1.25 back

COM	GR1	GR2	GR3	GR4	GR5	GR6	GR7	GR8	GR9	GR10	LEA
\$586	\$627	\$652	\$678	\$705	\$734	\$762	\$794	\$826	\$858	\$892	\$1055

148MID MID-WIDTH Square Back Fully Upholstered Chair w/ Arms

COM Yardage: 1.25 Yard/2FO = .75 seat 1.25 back

COM	GR1	GR2	GR3	GR4	GR5	GR6	GR7	GR8	GR9	GR10	LEA
\$735	\$786	\$817	\$851	\$884	\$919	\$957	\$995	\$1035	\$1075	\$1118	\$1322



148BAR Square Back Fully Upholstered Bariatric Chair w/ Arms

COM Yardage: 2.0 Yards/2FO = 1.0 seat 1.25 back

COM	GR1	GR2	GR3	GR4	GR5	GR6	GR7	GR8	GR9	GR10	LEA
\$1061	\$1135	\$1180	\$1227	\$1276	\$1327	\$1380	\$1436	\$1493	\$1554	\$1614	\$1908



167 Square Back Fully Upholstered Bar Stool

COM Yardage: 1.25 Yard/2FO = .75 seat 1.25 back

COM	GR1	GR2	GR3	GR4	GR5	GR6	GR7	GR8	GR9	GR10	LEA
\$728	\$779	\$810	\$843	\$878	\$912	\$948	\$986	\$1025	\$1066	\$1110	\$1311

OPTIONS


Add upcharge to list price and code to model number

WAC	Wood Arm Caps, Pair	\$198	
PAC	Polyurethane Arm Caps, Pair	\$99	
CAS2	2" Black Casters	\$24	ea.
CH	Counter Height (24" seat height)	\$32	
SH	Specialty Height (any custom height)	\$32	
GD	Metal Ganging Device for Chairs	\$32	

MBC	Moisture Barrier Chair	\$72	ea.
FR	CAL 133 (TB 133) Fire Retardant per yard.	\$101	/yd.
WS	Wall Saver Design	\$42	
2FO/C	Two Fabric Option	\$55	

TERIANA WOOD BACK

The Teriana Series wood back multipurpose chairs have a fully upholstered seat and Maple wood backrest. Backrests are available in a stylish square back. Frame available with arms or armless. Heavy duty, capable of standing up in the toughest environments.



WOOD SQUARE BACK

ORDERING INFORMATION

To Order Please Specify:

- | | |
|----------------------------|----------------------------------|
| 1) Series Name | 7) Backrest finish/color |
| 2) Model Number | 8) Arm Cap type and finish/color |
| 3) Quantity | 9) Optional Items |
| 4) Frame Color | 10) Back Cutouts |
| 5) Fabric Grade and Number | 11) Engraving |
| 6) Wood shell back design | |

TERIANA WOOD GENERAL SPECIFICATIONS

Upholstery

- Seat is fully upholstered over multi-ply wood shell.
- Chair can be upholstered with fabric, crypton, vinyl, leather or approved COM.
- Wood backrest is available in 17 transparent wood stain colors.

Frame

- Frame is .875" diameter, 14 gauge steel tubing.
- Bariatric frame is 1" diameter.
- All frames are sand blasted and then powder coated for maximum paint adhesion.

Arm Caps

- Polyurethane or wood arm caps.

Glides

- Factory installed self leveling steel glides.

Stacking

- Models 142, 143 & 143BAR will stack 3-4 chairs on the floor.
- Chair Dolly #196 allows models 142 & 143 stack 6-8 high.

Load Test

- Teriana passes the load test of 350 lbs. for standard width, 500 lbs. for mid-width, and 750 lbs. for bariatric width.



COLORS / FINISHES

Frame Finish Colors:

- Standard powder coat colors.

Wood Stain Finish Colors:

- Standard wood stain colors.
- Contrasting stain colors available.

Arm Cap Colors:

- Polyurethane - Black or Charcoal
- Wood - 17 standard wood stain colors

OPTIONS

- CODE: FR - CAL 133 (TB 133) Fire Retardant
- CODE: MBC - Moisture Barrier Chair
- CODE: PAC - Polyurethane Arm Caps, available in black or Charcoal
- CODE: WAC - Wood Arm Caps, available in transparent wood stain colors
- CODE: HG, SQ, PH - Backrest Cutout Design
- CODE: CAS2 - 2" Black Casters (Chairs Only)
- CODE: CH - Counter Height (24" seat height)
- CODE: SH - Specialty Height (any custom height)
- CODE: GD - Metal Ganging Device for Chairs
- CODE: WS - Wall Saver Design, angled rear legs helps protect walls
- CODE: ENG - Laser Engraving

Note: Not available on Bar stools



CUTOUTS SQUARE - SQ



HAND GRIP SQUARE - HG



PERFORATED HOLE SQUARE - PH

Laser Engraving



LASER ENGRAVING - FRONT OR BACK

DIMENSIONS	4-Leg Chair	MID-WIDTH Chair	4-Leg Chair w/arms	MID-WIDTH Chair w/ arms	Bariatric Chair	Bar Stools
Inside Width:	19.5"	22"	19.5"	22"	26"	19.5"
Seat Depth:	19"	19"	19"	19"	23"	19"
Seat Height:	18"	18"	18"	18"	19.5"	24, 30"
Arm Height:	-	-	25"	25"	25"	31, 37"
Overall Depth:	23"	23"	23"	23"	28"	23"
Overall Width:	19.5"	22"	22"	24"	30"	22"
Overall Height:	32"	32"	32"	32"	34"	38, 44"
Qty./Wt. per carton:	3 ea./45 lbs.	3 ea./50 lbs.	3 ea./55 lbs.	3 ea./60 lbs.	1 ea./35 lbs.	1 ea./20 lbs.



SQUARE WOOD BACK CHAIR
WITH ARMS AND WOOD ARM CAPS

MODEL / DESCRIPTION / LIST PRICING



142 Square Wood Back Chair												COM Yardage: .75 Yard
COM	GR1	GR2	GR3	GR4	GR5	GR6	GR7	GR8	GR9	GR10	LEA	
\$520	\$556	\$578	\$601	\$626	\$650	\$677	\$704	\$731	\$761	\$791	\$935	

142MID MID-WIDTH Square Wood Back Chair												COM Yardage: .75 Yard
COM	GR1	GR2	GR3	GR4	GR5	GR6	GR7	GR8	GR9	GR10	LEA	
\$698	\$747	\$777	\$807	\$840	\$873	\$908	\$944	\$983	\$1022	\$1063	\$1255	



143 Square Wood Back Chair w/ Arms												COM Yardage: .75 Yard
COM	GR1	GR2	GR3	GR4	GR5	GR6	GR7	GR8	GR9	GR10	LEA	
\$628	\$672	\$699	\$726	\$755	\$786	\$817	\$851	\$884	\$919	\$957	\$1130	

143MID MID-WIDTH Square Wood Back Chair w/ Arms												COM Yardage: .75 Yard
COM	GR1	GR2	GR3	GR4	GR5	GR6	GR7	GR8	GR9	GR10	LEA	
\$784	\$840	\$873	\$908	\$944	\$983	\$1022	\$1063	\$1104	\$1149	\$1194	\$1413	



143BAR Square Wood Back Bariatric Chair w/ Arms												COM Yardage: 1 Yards
COM	GR1	GR2	GR3	GR4	GR5	GR6	GR7	GR8	GR9	GR10	LEA	
\$1061	\$1135	\$1180	\$1227	\$1276	\$1327	\$1380	\$1436	\$1493	\$1554	\$1614	\$1908	



169 Square Wood Back Bar Stool												COM Yardage: .75 Yard
COM	GR1	GR2	GR3	GR4	GR5	GR6	GR7	GR8	GR9	GR10	LEA	
\$722	\$774	\$804	\$835	\$868	\$904	\$939	\$977	\$1016	\$1059	\$1100	\$1299	

OPTIONS

Add upcharge to list price and code to model number

WAC	Wood Arm Caps, Pair	\$198	
PAC	Polyurethane Arm Caps, Pair	\$99	
HG	Backrest Hand Grip Cutout design	\$85	
SQ	Backrest Square Hole Cutout design	\$85	
PH	Backrest Perforated Hole design	\$85	
CAS2	2" Black Casters	\$24	ea.
CH	Counter Height (24" seat height)	\$32	
SH	Specialty Height (any custom height)	\$32	

GD	Metal Ganging Device for Chairs	\$32	
MBC	Moisture Barrier Chair	\$72	ea.
FR	CAL 133 (TB 133) Fire Retardant per yard.	\$101	/yd.
WS	Wall Saver Design	\$42	
ENG	Laser Engraving Back Design*	\$95	

*One time setup fee of \$260. Minimum 12 chairs (of same design and series)

2 Postures
Straight and Slanted
postures available

TIVOLI SERIES

The Tivoli Banquette is cleverly designed with the bench resting on a welded steel frame. Seats and backs can be upholstered with matching fabrics, or choose an optional two tone or vinyl and fabric combination to match any color scheme. Available in slanted or straight posture, with or without privacy panel.



TIVOLI WITH PRIVACY PANEL



TIVOLI BANQUETTE
STANDARD SLANTED



TIVOLI BANQUETTE
STRAIGHT POSTURE



BACK TO BACK UNIT WITH PRIVACY PANEL

ORDERING INFORMATION

- | | |
|----------------------------|---------------------------|
| 1) Series Name | 5) Frame Color |
| 2) Model Number | 6) Panel Finish Selection |
| 3) Quantity | 7) Panel Edge Selection |
| 4) Fabric Grade and Number | 8) Optional Items |

TIVOLI GENERAL SPECIFICATIONS

Design

The Tivoli is available with or without privacy panel. Available in two postures:

1. Slanted (the back slightly angled).
2. Straight (the back and seat in a straight posture).

For your custom seating needs, contact our Customer Service department.

Frame Construction

Frame assembly is constructed of multi-ply hardwood, with tongue and groove construction. All foam is fully bonded to frame. Seat cushions are 3" graded high resiliency (H.R.) block foam with 2" (H.R.) foam back, covered entirely with special bonded polyester fiber to protect final upholstery. No sag-springs are installed in seat & back along with interlocking helicoil springs to prevent sagging and provide additional lower back and seat support.

Upholstery

Seat and back are covered in choice of fabric, vinyl, crypton, leather or COM. ERG uses only water based glues and adhesives in our upholstery process.

Metal Leg Construction

Angled legs are 1.5" diameter mandrel formed steel, for a unique style and durability. Straight rear legs are available, ideal for placing against walls.

SOFT SEATING	WEIGHT LIMIT
1 Seat	500 lbs.
2 Seat	1000 lbs.
3 Seat	1500 lbs.

Note for Edge of privacy panels:

- Straight panels: available with 3MM PVC or laminate self edge. Select from any of our 3MM PVC edges in solid or wood tone, no custom colors available.
- Curved panels: will only be available with laminate self edge.
- Both straight and curved panels: when combining straights and curved, ONLY self edge is available.

COLORS / FINISHES

Frame Finish Colors:

Standard powder coat colors available.

OPTIONS

- CODE: FR - CAL 133 (TB 133) Fire Retardant
- CODE: MB -Moisture Barrier (up to 60" overall width)
- CODE: MB60 -Moisture Barrier (over 60" overall width)
- CODE: MBB -Moisture Barrier (up to 60" overall width Back-to-Back)
- CODE: MBB60 -Moisture Barrier (over 60" overall width Back-to-Back)
- CODE: 2FO - Two Fabric Option
- CODE: NBS48 - No Back Shelf - 48"
- CODE: NBS60 - No Back Shelf - 60"
- CODE: NBS72 - No Back Shelf - 72"
- CODE: TSFRP - Straight Tivoli Foot Rail Powder Coat Color
- CODE: TCFRP - Curved Tivoli Foot Rail Powder Coat Color
- CODE: GD1 - Ratchet Ganging Device for Soft Seating
- CODE: GD2 - Flat Ganging Device for Soft Seating
- CODE: FMG - Floor Mount Glide

NOTE: Foot rail available on slanted posture models only



90° CURVE WITH
BAR-HEIGHT SHELF



CURVED TIVOLI
FOOT RAIL OPTION



STRAIGHT REAR LEG



AVAILABLE ACRYLIC PRIVACY PANELS


DIMENSIONS	48" Wide Slanted Posture	60" Wide Slanted Posture	72" Wide Slanted Posture
Seat Depth:	20"	20"	20"
Seat Height:	18"	18"	18"
Overall Depth:*	32"	32"	32"
Overall Width:	48"	60"	72"
Overall Height:	34"	34"	34"
Qty./Wt.:	1 ea./110 lbs	1 ea./165 lbs	1 ea./210 lbs



TIVOLI SLANTED 72" BANQUETTE

* For Privacy panels, please add 1" to the overall depth measurement
For Shelf units, please add 12" to the overall depth measurement

MODEL / DESCRIPTION / LIST PRICING



640 48" Wide Banquette - Slanted Posture

COM Yardage: Total: 7 Yds. / Back: 4.5 Yds. / Seat: 2.5 Yds.

COM	GR1	GR2	GR3	GR4	GR5	GR6	GR7	GR8	GR9	GR10	LEA
\$2877	\$3078	\$3202	\$3331	\$3464	\$3602	\$3746	\$3896	\$4052	\$4214	\$4382	\$5179

642 60" Wide Banquette - Slanted Posture


COM Yardage: Total: 85 Yds. / Back 5.5 Yds. / Seat: 3 Yds.

COM	GR1	GR2	GR3	GR4	GR5	GR6	GR7	GR8	GR9	GR10	LEA
\$3924	\$4199	\$4366	\$4541	\$4722	\$4912	\$5109	\$5313	\$5525	\$5746	\$5975	\$7063

644 72" Wide Banquette - Slanted Posture

COM Yardage: Total: 10 Yds. / Back: 6.5 Yds. / Seat: 3.5 Yds.

COM	GR1	GR2	GR3	GR4	GR5	GR6	GR7	GR8	GR9	GR10	LEA
\$4699	\$5028	\$5229	\$5438	\$5656	\$5881	\$6117	\$6362	\$6617	\$6880	\$7157	\$8458



640-S 48" Wide Banquette - Slanted Posture with Shelf

COM Yardage: Total: 7 Yds. / Back: 4.5 Yds. / Seat: 2.5 Yds.

COM	GR1	GR2	GR3	GR4	GR5	GR6	GR7	GR8	GR9	GR10	LEA
\$3836	\$4038	\$4161	\$4289	\$4422	\$4560	\$4704	\$4854	\$5011	\$5172	\$5340	\$6137

INCLUDES 44" HIGH BACK AND 12" DEEP, BAR HEIGHT SHELF WITH FRAME

642-S 60" Wide Banquette - Slanted Posture with Shelf

COM Yardage: Total: 8.5 Yds. / Back 5.5 Yds. / Seat: 3 Yds.

COM	GR1	GR2	GR3	GR4	GR5	GR6	GR7	GR8	GR9	GR10	LEA
\$5004	\$5279	\$5446	\$5621	\$5802	\$5992	\$6188	\$6392	\$6605	\$6826	\$7055	\$8143

644-S 72" Wide Banquette - Slanted Posture with Shelf

COM Yardage: Total: 9.5 Yds. / Back: 6 Yds. / Seat: 3.5 Yds.

COM	GR1	GR2	GR3	GR4	GR5	GR6	GR7	GR8	GR9	GR10	LEA
\$5972	\$6301	\$6502	\$6713	\$6929	\$7155	\$7390	\$7635	\$7890	\$8155	\$8430	\$9732

BAR HEIGHT SHELF WITH FRAME AVAILABLE ONLY ON SLANTED POSTURE UNITS

OPTIONS

Add upcharge to list price and code to model number

FR	CAL 133 (TB 133) Fire Retardant per yard	\$101	/yd.
MB	Moisture Barrier - up to 60" width*	\$141	ea.
MB60	Moisture Barrier - over 60" width*	\$225	ea.
NBS48	No Back Shelf - 48"	Deduct \$464	
NBS60	No Back Shelf - 60"	Deduct \$498	
NBS72	No Back Shelf - 72"	Deduct \$536	

2FO	Two Fabric Option	\$110	
TSFRP	Powder Coat Straight Unit Foot Rail	\$371	
GD1	Ratchet Ganging Device for Soft Seating	\$58	
GD2	Flat Ganging Device for Soft Seating	\$58	
FMG	Floor Mount Glide	\$110	4pcs


DIMENSIONS	48" Wide Straight Posture	60" Wide Straight Posture	72" Wide Straight Posture	Back-to-Back Banquette
Seat Depth:	20"	20"	20"	20"
Seat Height:	18"	18"	18"	18"
Overall Depth:*	28"	28"	28"	56"
Overall Width:	48"	60"	72"	48", 60", 72"
Overall Height:	34"	34"	34"	34"
Qty./Wt.:	1 ea./110 lbs	1 ea./165 lbs	1 ea./210 lbs	1 ea./210 lbs

* For Privacy panels, please add 1" to the overall depth measurement



TIVOLI BANQUETTE WITH OPTIONAL
POWER/DATA

MODEL / DESCRIPTION / LIST PRICING



646 48" Wide Banquette - Straight Posture

COM Yardage: Total: 7 Yds. / Back: 4.5 Yds. / Seat: 2.5 Yds.

COM	GR1	GR2	GR3	GR4	GR5	GR6	GR7	GR8	GR9	GR10	LEA
\$2877	\$3078	\$3202	\$3331	\$3464	\$3602	\$3746	\$3896	\$4052	\$4214	\$4382	\$5179

647 60" Wide Banquette - Straight Posture

COM Yardage: Total: 8.5 Yds. / Back 5.5 Yds. / Seat: 3 Yds.

COM	GR1	GR2	GR3	GR4	GR5	GR6	GR7	GR8	GR9	GR10	LEA
\$3924	\$4199	\$4366	\$4541	\$4722	\$4912	\$5109	\$5313	\$5525	\$5746	\$5975	\$7063

648 72" Wide Banquette - Straight Posture

COM Yardage: Total: 9.5 Yds. / Back: 6 Yds. / Seat: 3.5 Yds.

COM	GR1	GR2	GR3	GR4	GR5	GR6	GR7	GR8	GR9	GR10	LEA
\$4699	\$5028	\$5229	\$5438	\$5656	\$5881	\$6117	\$6362	\$6617	\$6880	\$7157	\$8458



646-B2B 48" Wide Back-to-Back Banquette

COM Yardage: Total: 11 Yds. / Back: 6 Yds. / Seat: 5 Yds.

COM	GR1	GR2	GR3	GR4	GR5	GR6	GR7	GR8	GR9	GR10	LEA
\$5467	\$5849	\$6082	\$6325	\$6579	\$6842	\$7116	\$7400	\$7697	\$8005	\$8325	\$9839

647-B2B 60" Wide Back-to-Back Banquette

COM Yardage: Total: 12.5 Yds. / Back: 6.5 Yds. / Seat: 6 Yds.

COM	GR1	GR2	GR3	GR4	GR5	GR6	GR7	GR8	GR9	GR10	LEA
\$7455	\$7977	\$8296	\$8627	\$8973	\$9331	\$9704	\$10092	\$10497	\$10916	\$11353	\$13417

648-B2B 72" Wide Back-to-Back Banquette

COM Yardage: Total: 13.5 Yds. / Back: 7 Yds. / Seat: 6.5 Yds.

COM	GR1	GR2	GR3	GR4	GR5	GR6	GR7	GR8	GR9	GR10	LEA
\$8927	\$9553	\$9934	\$10333	\$10745	\$11176	\$11622	\$12087	\$12572	\$13073	\$13597	\$16070

BAR HEIGHT SHELF WITH FRAME NOT AVAILABLE ON STRAIGHT POSTURE UNITS

OPTIONS

Add upcharge to list price and code to model number

FR	CAL 133 (TB 133) Fire Retardant per yard	\$101	/yd.
MB	Moisture Barrier - up to 60" width*	\$141	ea.
MB60	Moisture Barrier - over 60" width*	\$225	ea.
MBB	Moisture Barrier - up to 60" width (Back-to-Back)	\$281	ea.
MBB60	Moisture Barrier - over 60" width (Back-to-Back)	\$449	ea.

2FO	Two Fabric Option	\$110	
GD1	Ratchet Ganging Device for Soft Seating	\$58	
GD2	Flat Ganging Device for Soft Seating	\$58	
FMG	Floor Mount Glide	\$110	4pcs

DIMENSIONS	90° Curve w/Laminate Bar Height Shelf	90° Curve w/Laminate Bar Height Shelf
Radius:	48"	60"
Shelf Depth:	12"	12"
Shelf Height:	42"	42"
Seat Depth:	20"	20"
Seat Height:	18"	18"
Overall Depth:	40"	40"
Overall Width:	84.75"	101.75"
Overall Height:	44"	44"
Qty./Wt.:	1 ea./110 lbs	1 ea./165 lbs



TIVOLI CURVE BANQUETTE

MODEL / DESCRIPTION / LIST PRICING



649-4R 90° Curved Tivoli w/Laminate Bar Height Shelf (48" Radius)

COM Yardage: Total: 12 Yds. / Back: 9 Yds. / Seat: 3 Yds.

COM	GR1	GR2	GR3	GR4	GR5	GR6	GR7	GR8	GR9	GR10	LEA
\$5764	\$6166	\$6414	\$6671	\$6938	\$7214	\$7503	\$7804	\$8115	\$8439	\$8777	\$10374



649-5R 90° Curved Tivoli w/Laminate Bar Height Shelf (60" Radius)

COM Yardage: Total: 14.5 Yds. / Back: 11 Yds. / Seat: 3.5 Yds.

COM	GR1	GR2	GR3	GR4	GR5	GR6	GR7	GR8	GR9	GR10	LEA
\$5972	\$6390	\$6646	\$6912	\$7188	\$7476	\$7775	\$8086	\$8409	\$8745	\$9096	\$10749



TIVOLI CURVE BANQUETTE

NOTE: Deduct \$700 if purchased without shelf. **Option Code NBS**

OPTIONS

Add upcharge to list price and code to model number

FR	CAL 133 (TB 133) Fire Retardant per yard	\$101	/yd.
MB60	Moisture Barrier - over 60" width	\$225	ea.
2FO	Two Fabric Option	\$110	
NBS	No Back Shelf	Deduct \$700	

TCFRP	Powder Coat Curved Unit Foot Rail	\$604	
GD1	Ratchet Ganging Device for Soft Seating	\$58	
GD2	Flat Ganging Device for Soft Seating	\$58	
FMG	Floor Mount Glide	\$110	4pcs

PRIVACY PANELS ONLY

DIMENSIONS	48" Wide Privacy Panel	60" Wide Privacy Panel	72" Wide Privacy Panel
Panel Depth:	1"	1"	1"
Panel Width:	48"	60"	72"
Panel Height:	49"	49"	49"

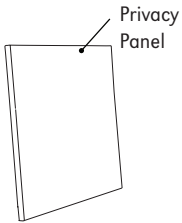


TIVOLI BANQUETTE
LAMINATE PRIVACY PANEL



1/2" THICK ACRYLIC
PRIVACY PANELS AVAILABLE

MODEL / DESCRIPTION / LIST PRICING



360P 48" Wide Privacy Panel

COM Yardage: Total: 3 Yds. (Please allow extra fabric for repeat design.)

COM	GR1	GR2	GR3	GR4	GR5	GR6	GR7	GR8	GR9	GR10	LEA
\$1055	\$1130	\$1174	\$1222	\$1270	\$1321	\$1374	\$1428	\$1485	\$1545	\$1606	\$1898
LAMINATE			VENEER			ACRYLIC					
\$1034			\$2033			CALL					

362P 60" Wide Privacy Panel

COM Yardage: Total: 4 Yds. (Please allow extra fabric for repeat design.)

COM	GR1	GR2	GR3	GR4	GR5	GR6	GR7	GR8	GR9	GR10	LEA
\$1392	\$1490	\$1549	\$1611	\$1675	\$1742	\$1810	\$1885	\$1959	\$2038	\$2119	\$2506
LAMINATE			VENEER			ACRYLIC					
\$1352			\$2616			CALL					

365P 72" Wide Privacy Panel

COM Yardage: Total: 5 Yds. (Please allow extra fabric for repeat design.)

COM	GR1	GR2	GR3	GR4	GR5	GR6	GR7	GR8	GR9	GR10	LEA
\$1704	\$1823	\$1896	\$1973	\$2051	\$2133	\$2219	\$2308	\$2400	\$2495	\$2594	\$3068
LAMINATE			VENEER			ACRYLIC					
\$1644			\$3071			CALL					

Note for Edge of privacy panels:

- Straight panels: available with 3MM PVC or laminate self edge.
Select from any of our 3MM PVC edges in solid or wood tone, no custom colors available.
- Curved panels: will only able available with laminate self edge.
- Both straight and curved panels: when combining straights and curved, ONLY self edge is available.

TOMMY

The Tommy stool is a fun rocker with an 8° tilt, that moves 360° around. It is ergonomic, and height adjustable, making it a dynamic seating option of mobility. It is offered in three shell colors, and endless fabric options. Tommy works great in any forward thinking classroom with alternative seating, or in a collaborative office environment promoting active engagement and new ideas.



WHITE



WHISPER GRAY



BLACK

ORDERING INFORMATION

To Order Please Specify:

- 1) Series Name
- 2) Model Number
- 3) Quantity
- 4) Base Poly Color
- 5) Fabric Grade & Number
- 6) Optional Items

TOMMY GENERAL SPECIFICATIONS

Upholstery

- Seat is fully upholstered over 1" high resiliency foam.
- Seat can be upholstered with choice of fabric, vinyl, crypton, leather or approved COM.

Base

- Poly shell is adjustable in height with a 4.25" range
- Seat tilts at an 8° angle in every direction with a 360° swivel

Glides

- Factory installed felt glides.

COLORS / FINISHES

Poly Base Colors:

Standard in Black, White, or Whisper Gray.

ERG In-Stock Vinyl Colors:

Fire, Tangerine, Apple, Electric Blue, White, Smoky, and Onyx

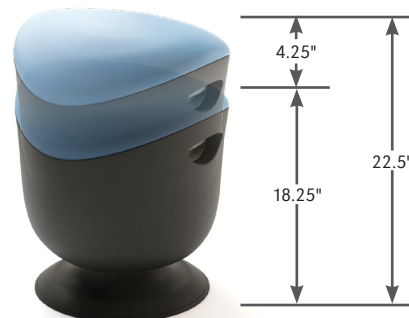
OPTIONS

- CODE: FR - CAL 133 (TB 133) Fire Retardant
- CODE: MBC - Moisture Barrier Chair

CHAIRS	WEIGHT LIMIT
Poly Base Stool	250 lbs.



8° TILT IN ALL DIRECTIONS



4.25" HEIGHT ADJUSTMENT RANGE

DIMENSIONS	Rocker Stool
Seat Height:	18.25" - 22.5"
Overall Width:	17"
Overall Depth:	16.25"
Qty./Wt. per carton:	1 ea./24 lbs.



BLACK POLY BASE WITH
TANGERINE IN-STOCK VINYL

MODEL / DESCRIPTION / LIST PRICING




8890 Rocking Stool



COM Yardage: 0.75 Yd

COM	IN-STOCK VINYL	GR1	GR2	GR3	GR4	GR5	GR6	GR7	GR8	GR9	GR10	LEA
\$598	\$618	\$618	\$638	\$663	\$688	\$713	\$738	\$763	\$788	\$813	\$838	\$1136

ERG IN-STOCK VINYL COLORS:
CULP CONTRACT HATHAWAY



FIRE TANGERINE APPLE ELECTRIC BLUE WHITE SMOKY ONYX

OPTIONS

Add upcharge to list price and code to model number

FR	CAL 133 (TB 133) Fire Retardant per yard	\$101	/yd.	MBC	Moisture Barrier Chair	\$72	ea.
----	--	-------	------	-----	------------------------	------	-----

TRENO OCCASIONAL TABLE

Treno Occasional Tables are a perfect complement to the Laguna modular and lounge series. Table tops are complete laminate with an option for two contrasting laminate colors. Standard angled metal legs are 8" tall, with factory installed adjustable glides. Online tables are also available in two heights.



24" SQUARE OCCASIONAL TABLE
OPTIONAL METAL/WOOD LEGS



24" ROUND COFFEE TABLE

ORDERING INFORMATION

- | | |
|--------------------------|--------------------------------|
| 1) Series Name | 5) Laminate / Veneer Selection |
| 2) Model Number | 6) Optional 2nd Laminate |
| 3) Quantity | 7) Optional Items |
| 4) Powder Coat Leg Color | |

TRENO SPECIFICATIONS

Table

Table core is CARB Phase I & Phase II Compliant. Laminate and phenolic backing are glued with water based adhesives.

Note: Some sizes and diameters are approximate, if using an existing solid surface or other top, please call for exact specs before ordering.

Table Finish

Covered top and sides with high pressure laminate, or choose Optional 2 Different Color laminates.

Laminate Selections

ERG offers over 1000 standard laminate choices from Nevamar, Wilsonart, Formica and Pionite. Solid Surface Corian overlay top tables will be quoted upon request.

Metal Legs

Legs are angled metal cylinders and are 8" tall. Legs are sandblasted prior to final powder coating in your choice of standard powder coat colors. Legs have a factory installed adjustable glide. Optional metal/wood, polished chrome or chrome/wood finish is available.

OPTIONS

- CODE: 2LC - 2 different color laminates
- CODE: STH-C - Special Table Height - Cube Table
- CODE: PC - Polished Chrome Legs
- CODE: WDL - Metal/Wood Legs (specify powder coat and wood color)
- CODE: WDL-C - Chrome/Wood Legs (specify wood color)
- CODE: GD1 - Ratchet Ganging Device for Soft Seating
- TABLE ACCESSORIES - Wire Management, Power & Communication Options - see accessories online under the 'Products' tab



POWER / DATA

Note: Factory installed power/data available, see accessories online under the 'Products' tab.



30" SQUARE OCCASIONAL TABLE



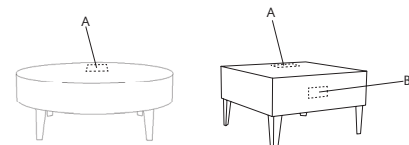
30" ROUND COFFEE TABLE

MODEL / DESCRIPTION / LIST PRICING

TRENO OCCASIONAL TABLES

	Model Number	Model Description	Table Top Size	Legs	Table Height	Table Shape	Shipping Weight.	LAMINATE	VENEER
	TR18D	Occasional	18" dia.	4 legs	17"	round	22 lbs.	\$1484	\$1591
	TR24D	Occasional	24" dia.	4 legs	17"	round	29 lbs.	\$1717	\$1886
	TR30D	Occasional	30" dia.	4 legs	17"	round	37 lbs.	\$1802	\$1983
	TR36D	Occasional	36" dia.	4 legs	17"	round	45 lbs.	\$2139	\$2902
	TR18S	Occasional	18" x 18" sq.	4 legs	17"	square	25 lbs.	\$1590	\$1748
	TR1426	Occasional	14" x 26" rect.	4 legs	15"	rectangle	25 lbs.	\$1722	\$1895
	TR27S	Occasional	27" x 27" sq.	4 legs	17"	square	35 lbs.	\$1806	\$1964
	TR30S	Occasional	30" x 30" sq.	4 legs	17"	square	41 lbs.	\$1843	\$2001
	TR36S	Occasional	36" x 36" sq.	4 legs	17"	square	50 lbs.	\$2151	\$2902
	TR20W	Occasional	20° wedge	4 legs	15"	wedge	30 lbs.	\$1253	\$1315

Please specify placement of electrical box for upholstered units or occasional tables
On rectangular coffee tables, please specify electrical placement on long side or short side



OPTIONS

Add upcharge to list price and code to model number

2LC	2 Color Laminate option	\$141	
STH-C	Special Table Height - Cube Table	\$219	per top
PC	Polished Chrome Legs	\$39	ea.

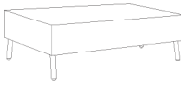


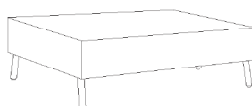
WDL	Metal/Wood Legs	\$39	ea.
WDL-C	Chrome/Wood Legs	\$68	ea.
GD1	Ratchet Ganging Device for Soft Seating	\$58	



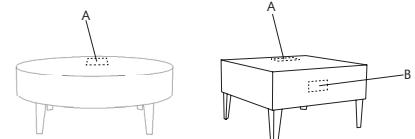
24" X 60" RECTANGLE COFFEE TABLE
OPTIONAL METAL/WOOD LEGS

MODEL / DESCRIPTION / LIST PRICING

TRENO OCCASIONAL TABLES

	Model Number	Model Description	Table Top Size	Legs	Table Height	Table Shape	Shipping Weight.	LAMINATE	VENEER
	TR2442	Occasional	24" x 42"	4 legs	17"	rectangle	47 lbs.	\$1801	\$1891
	TR2460	Occasional	24" x 60"	4 legs	17"	rectangle	52 lbs.	\$2078	\$2181
	TR3042	Occasional	30" x 42"	4 legs	17"	rectangle	57 lbs.	\$2078	\$2181
	TR3060	Occasional	30" x 60"	4 legs	17"	rectangle	65 lbs.	\$2356	\$2473

Please specify placement of electrical box for upholstered units or occasional tables
On rectangular coffee tables, please specify electrical placement on long side or short side



OPTIONS

Add upcharge to list price and code to model number

2LC	2 Color Laminate option	\$141	
STH-C	Special Table Height - Cube Table	\$219	per top
PC	Polished Chrome Legs	\$39	ea.

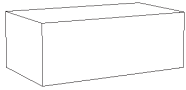
WDL	Metal/Wood Legs	\$39	ea.
WDL-C	Chrome/Wood Legs	\$68	ea.
GD1	Ratchet Ganging Device for Soft Seating	\$58	



LAGUNA MODULAR LOUNGE WITH
TRENO ONLINE OCCASIONAL TABLES

MODEL / DESCRIPTION / LIST PRICING

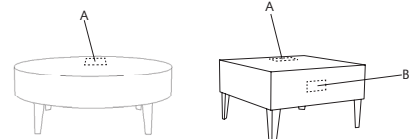
TRENO OCCASIONAL TABLES



Model Number	Model Description	Table Top Size	Legs	Table Height	Table Shape	Shipping Weight.	LAMINATE	VENEER
TR16-O	Online Occasional	14" x 26"	none (ganged)	15"	rectangle	18 lbs.	\$1836	\$2009

NOTE: Pricing includes metal ganging brackets for online installation

Please specify placement of electrical box for upholstered units or occasional tables
On rectangular coffee tables, please specify electrical placement on long side or short side



OPTIONS

Add upcharge to list price and code to model number

2LC	2 Color Laminate option	\$141	STH-C	Special Table Height - Cube Table	\$219	per top
-----	-------------------------	-------	-------	-----------------------------------	-------	---------

TRUMPET

Trumpet has a cast iron round base. Available in café and bar height with optional resin edges for laminate tops.



TRUMPET SQUARE



TRUMPET BAR HEIGHT

ORDERING INFORMATION

- | | |
|-----------------|-------------------------------|
| 1) Series Name | 6) Laminate Selection and No. |
| 2) Model Number | 7) Edge Style Code and Color |
| 3) Size | 8) Wood Species |
| 4) Quantity | 9) Wood Edge Stain Color |
| 5) Frame Color | 10) Optional Items |
- (Hammerstone or textured paint recommended)

TRUMPET SPECIFICATIONS

Trumpet Base

- Table Height** Table height is 29" to 30" depending on table top specified. Bar Height table is 42".
- Column** 3" round 14 gauge steel tubing.
- Base** Base is made of 24" or 30" base spread diameter G:20 top quality cast iron.
- Plate** 14" X 14" square • 24" x 24" square
- Glides** Plastic glides.
- Assembly** The base plate and spider are attached together with a 1/2"- 13 threaded tie rod and flange nut. Base mounts to top with 1/4"- 20 machine screws into metal inserts, NO WOOD SCREWS ARE USED.

Laminate or Wood Tops

Laminate or Wood tops are 1.25" thick offered in round and square.

Table Edge Selections

ERG offers a wide variety of table top edge materials including PVC, wood, aluminum and resin/urethane.

Special Edge Note: When ganging or butting tables together, ERG recommends using 3MM flat edge or flat wood edge. Square tables using PVC T-MOLD edge will have a 2" radius on all corners.

FINISHES

Table Bases and Legs

Finished in your choice of standard powder coat colors. Finishes listed at beginning of price list. For colors refer to "Color Selections" brochure. For actual color samples, please call Customer Service.

Laminate/Veneer Selections

ERG offers over 1000 standard laminate choices from Nevamar, Wilsonart, Formica and Pionite. Wood veneer is available in transparent stain colors - custom stain matching available.

OPTIONS

- CODE: RP - Painted Foot Ring for Bar Height
- CODE: STH - Special Table Height, for any table height other than 29"
- CODE: GD3 - Flat Ganging Device for Café & Training Tables
- CODE: ULW - Ultra Lightweight Top
- CODE: RAD - 3" Radius Corners for 3MM Edge

MODEL / DESCRIPTION / LIST PRICING

TRUMPET | CAFÉ | ROUND

ROUND	Model Number	Table Top Size	Shpg. Wght.	Base Spread	LAMINATE TOP ASSORTED EDGES							VENEER TOP	
					GRP 1	GRP 2	GRP 3	GRP 4	GRP 5	GRP 6	GRP 7	GRP 8	GRP 9
	HTRM36D	36" Dia.	82	24"	\$839	\$864	\$970	\$1036	\$1232	\$1396	\$1593	\$2604	\$3167
	HTRM42D	42" Dia.	110	24"	\$894	\$923	\$1046	\$1123	\$1353	\$1545	\$1775	\$2826	\$3394
	HTRM48D	48" Dia.	130	30"	\$939	\$976	\$1116	\$1204	\$1470	\$1690	\$1955	\$3034	\$3594
	HTRM54D	54" Dia.	145	30"	\$1270	\$1321	\$1525	\$1651	\$2034	\$2352	\$2732	\$4163	\$4881
	HTRM60D	60" Dia.	160	30"	\$1375	\$1435	\$1672	\$1819	\$2265	\$2634	\$3079	\$4586	\$5313

TRUMPET | CAFÉ | SQUARE

SQUARE	Model Number	Table Top Size	Shpg. Wght.	Base Spread	LAMINATE TOP ASSORTED EDGES							VENEER TOP	
					GRP 1	GRP 2	GRP 3	GRP 4	GRP 5	GRP 6	GRP 7	GRP 8	GRP 9
	HTRM36S	36" Sq.	103	24"	\$840	\$866	\$971	\$1038	\$1234	\$1399	\$1594	\$2608	\$3173
	HTRM42S	42" Sq.	130	24"	\$941	\$973	\$1100	\$1178	\$1414	\$1610	\$1845	\$2964	\$3571
	HTRM48S	48" Sq.	148	30"	\$1095	\$1132	\$1279	\$1372	\$1646	\$1878	\$2153	\$3450	\$4154

TRUMPET | BAR HEIGHT | ROUND

ROUND	Model Number	Table Top Size	Shpg. Wght.	Base Spread	LAMINATE TOP ASSORTED EDGES							VENEER TOP	
					GRP 1	GRP 2	GRP 3	GRP 4	GRP 5	GRP 6	GRP 7	GRP 8	GRP 9
	HTRMH30D	30" Dia.	90	24"	\$904	\$930	\$1012	\$1120	\$1376	\$1443	\$1579	\$2797	\$3847
	HTRMH36D	36" Dia.	110	24"	\$1214	\$1247	\$1349	\$1483	\$1801	\$1886	\$2053	\$3707	\$5143

Note: Other bar height sizes available. Call for pricing.

OPTIONS

Add upcharge to list price and code to model number

RP	Painted Footring	\$124		ULW	Ultra Lightweight Top	\$213	
STH	Special Table Height (other than 29" or bar height)	\$169	per base	RAD	3" Radius Corners for 3MM Edge	\$225	per table
GD3	Flat Ganging Device for Café & Training Tables	\$107					



X-BASE CAFÉ TABLE



X-BASE BAR HEIGHT TABLE WITH
POWDER COATED FOOT-RING

ORDERING INFORMATION

- | | |
|-----------------|-------------------------------|
| 1) Series Name | 6) Laminate Selection and No. |
| 2) Model Number | 7) Edge Style Code and Color |
| 3) Size | 8) Wood Species |
| 4) Quantity | 9) Wood Stain Color |
| 5) Frame Color | 10) Optional Items |

TURNER CAFÉ BASE SPECIFICATIONS

Turner X Base

- Table Height** Table height is 29" to 30" depending on table top specified. Bar Height table is 42".
- Column** 3" round 14 gauge steel tubing (X-base)
2" round 14 gauge steel tubing (T-base)
- Base** 1" x 2" 14 gauge steel straight rectangular tubing – 22", 26" or 32" spreads with metal welded end caps.
- Plate** 10" x 10" square • 12" X 12" square
14" X 14" square
- Glides** Manually adjustable zinc glides (Standard).
- Assembly** Top plate is welded to the vertical column and the vertical column is welded to the horizontal base. No tie rod assembly. Base mounts to tabletop with ¼-20 x 1" machine screws into metal inserts in top.
- Finish** Choice of standard powder coat colors – See "Color Selections" brochure.

Flip-Top Mechanism

Aluminum die-cast top plate and aluminum housing with single handle cable release.

TABLE TOP SPECIFICATIONS

Table Tops

Table top core is CARB Phase I & Phase II Compliant. Laminate, wood veneer and phenolic backing are glued with water based adhesives.


FINISHES

Laminate/Veneer Selections


ERG offers over 1000 standard laminate choices from Nevamar, Wilsonart, Formica and Pionite. Wood veneer is available in transparent stain colors - custom stain matching available.

OPTIONS

- CODE: FLIP-X - Flip-Top per X-base (not available for 42" top)
- CODE: FLIP-T - Flip-Top for two T-legs
- CODE: RP - Painted Foot-ring for bar height
- CODE: STH - Special Table Height (any table height other than 29" or bar height)
- CODE: CAS3 - 3" Mobile Casters
- CODE: GD3 - Flat Ganging Device for Café & Training Tables
- CODE: ULW - Ultra Lightweight Top
- CODE: RAD - 3" Radius Corners for 3MM Edge
- CODE: FTBH - Flip top support bar for rectangular bar height tables (Maximum table top size 30x72)
- CODE: SLG - Self-Leveling Glide




BASE DETAIL



GLIDE
DETAIL



CASTER
DETAIL



FLIP-TOP
DETAIL

MODEL / DESCRIPTION / LIST PRICING

TURNER | CAFÉ | ROUND



ROUND

Model Number	TableTop Size	Shpg. Wght.	Base Spread	LAMINATETOPASSORTEDEGES							VENEERTOP	
				GRP1	GRP2	GRP3	GRP4	GRP5	GRP6	GRP7	GRP8	GRP9
TU24D	24"Dia.	32	22"-X	\$722	\$734	\$824	\$900	\$1053	\$1179	\$1332	\$1884	\$2161
TU30D	30"Dia.	43	26"-X	\$797	\$815	\$933	\$1034	\$1237	\$1405	\$1607	\$2144	\$2390
TU36D	36"Dia.	53	32"-X	\$984	\$1005	\$1145	\$1269	\$1514	\$1717	\$1962	\$2639	\$2948
TU42D	42"Dia.	72	32"-X	\$1143	\$1170	\$1356	\$1514	\$1833	\$2099	\$2417	\$3130	\$3429

TURNER | CAFÉ | SQUARE



SQUARE

Model Number	TableTop Size	Shpg. Wght.	Base Spread	LAMINATETOPASSORTEDEGES							VENEERTOP	
				GRP1	GRP2	GRP3	GRP4	GRP5	GRP6	GRP7	GRP8	GRP9
TU24S	24"Sq.	40	22"-X	\$730	\$744	\$837	\$916	\$1074	\$1205	\$1364	\$1913	\$2188
TU2430S	24x30Sq.	49	22"-X	\$777	\$792	\$898	\$989	\$1176	\$1331	\$1515	\$2063	\$2324
TU30S	30"Sq.	54	26"-X	\$801	\$820	\$938	\$1039	\$1241	\$1410	\$1612	\$2159	\$2409
TU36S	36"Sq.	67	32"-X	\$997	\$1017	\$1164	\$1290	\$1541	\$1752	\$2004	\$2678	\$2987

TURNER | CAFÉ | RECTANGLE



RECTANGLE

Model Number	TableTop Size	Shpg. Wght.	Base Spread	LAMINATETOPASSORTEDEGES							VENEERTOP	
				GRP1	GRP2	GRP3	GRP4	GRP5	GRP6	GRP7	GRP8	GRP9
TU2448	24x48Sq.	70	2-22"-T	\$912	\$933	\$1070	\$1191	\$1428	\$1627	\$1865	\$2468	\$2736
TU2460	24x60Sq.	79	2-22"-T	\$958	\$981	\$1136	\$1270	\$1537	\$1757	\$2025	\$2626	\$2879
TU3048	30x48Sq.	84	2-22"-T	\$965	\$986	\$1144	\$1278	\$1549	\$1772	\$2044	\$2645	\$2895
TU3060	30x60Sq.	90	2-22"-T	\$1022	\$1047	\$1224	\$1377	\$1679	\$1932	\$2236	\$2833	\$3068

TURNER | CAFÉ | BARHEIGHT



ROUND



SQUARE

Model Number	TableTop Size	Shpg. Wght.	Base Spread	LAMINATETOPASSORTEDEGES							VENEERTOP	
				GRP1	GRP2	GRP3	GRP4	GRP5	GRP6	GRP7	GRP8	GRP9
TUH24D	24"Dia.	40	22"-X	\$904	\$917	\$1006	\$1081	\$1236	\$1361	\$1514	\$2282	\$2703
TUH30D	30"Dia.	53	26"-X	\$979	\$997	\$1114	\$1216	\$1418	\$1586	\$1789	\$2546	\$2934
TUH36D	36"Dia.	63	32"-X	\$1154	\$1173	\$1317	\$1439	\$1684	\$1888	\$2132	\$3009	\$3455
TUH36S	36"Sq.	67	32"-X	\$1226	\$1248	\$1394	\$1519	\$1771	\$1982	\$2233	\$3183	\$3672

Note: Other bar height sizes available. Call for pricing.

Note: FTBH option is required with STH option when ordering rectangle flip-top tables over 29" table height.

Note: Flip-top X- base tables with casters in bar & counter height max 36" D or 36" S

OPTIONS

Add upcharge to list price and code to model number

RP	Painted Foot-ring for Bar Height	\$124	
STH	Special Table Height (other than 29" or bar height)	\$169	per base
CAS3	3" Mobile Casters (2 Casters per leg)	\$29	ea.
GD3	Flat Ganging Device for Café & Training Tables	\$107	
FLIP-X	Flip-Top per X-base (up to 42" top maximum)	\$141	

FLIP-T	Flip-Top for two T-legs	\$402	
ULW	Ultra Lightweight Top	\$213	
RAD	3" Radius Corners for 3MM Edge	\$225	per table
FTBH	All t-base bar height tables with flip top	\$337	
SLG	Self-Leveling Glide	\$10	per glide



T-LEG TRAINING TABLE



T-LEG TRAINING TABLE WITH FLIP-TOP

ORDERING INFORMATION

- | | |
|-----------------|-------------------------------|
| 1) Series Name | 6) Laminate Selection and No. |
| 2) Model Number | 7) Edge Style Code and Color |
| 3) Size | 8) Wood Stain Color |
| 4) Quantity | 9) Optional Items |
| 5) Frame Color | |

TURNER TRAINING BASE SPECIFICATIONS

Turner T Base

- Table Height** Table height is 29" to 30" depending on table top specified.
- Column** 2" round 14 gauge steel tubing (T-base)
- Base** 1" x 2" 14 gauge steel straight rectangular tubing
16" 22", 26" spreads with metal welded end caps.
- Plate** 8" x 8" square 12 gauge stamped steel
2" x 4" 12 gauge stamped steel (Flip-Top or Folding).
- Glides** Manually adjustable zinc glides (Standard)
- Assembly** Top plate is welded to the vertical column and the vertical column is welded to the horizontal base plate. No tie rod assembly. Base mounts to tabletop with 1/4-20 x 1" machine screws into metal inserts in top. Stretcher steel bars are used on tops over 72" long.
- Finish** Choice of standard powder coat colors – See "Color Selections" brochure.

Flip-Top Mechanism

Aluminum die-cast top plate and aluminum housing with single handle cable release. All training tables that are 18" deep with flip and casters options, cannot be specified with modesty panels.

Folding Mechanism

Nylon injection molded housing, cast aluminum pivot and metal locking slider. Rigid, taper locking design is activated by single lever that also locks in folded position.

TABLE TOP SPECIFICATIONS

Table Tops

Table top core is CARB Phase I & Phase II Compliant. Laminate, wood veneer and phenolic backing are glued with water based adhesives.

Ultra-Lightweight Table Tops

Ultra-lightweight tables have an exceptionally strong manufactured MDF top made from 100% recovered and recycled wood fiber with at least 25% post-industrial recycled fiber; the balance consisting of recovered waste fiber. Ultra-light tables are 18% lighter than standard tables.

FINISHES

Laminate/Veneer Selections

ERG offers over 1000 standard laminate choices from Nevamar, Wilsonart, Formica and Pionite. Wood veneer is available in transparent stain colors - custom stain matching available.

Edge Selections:

ERG offers a wide variety of table top edge materials including PVC, wood, aluminum and resin/urethane.

Special Edge Note: When ganging or butting tables together, ERG recommends using 3MM flat edge or flat wood edge. Square tables using PVC T-MOLD edge will have a 2" radius on all corners. Table Bases and Legs


OPTIONS

- CODE: FLIP-T - Flip-Top per table
- CODE: ASB - Anti-Sag Bar for tables under 72"
- CODE: FOLD - Lightweight Folding Leg Mechanism per table
- CODE: STH - Special Table Height (any table height other than 29")
- CODE: ULW - Ultra-lightweight table top
- CODE: CAS3 - 3" Mobile Casters
- CODE: GD3 - Flat Ganging Device for Café & Training Tables
- CODE: RAD - 3" Radius Corners for 3MM Edge
- CODE: FTBH - Flip top support bar for rectangular bar height tables
(Maximum table top size 30x72)
- CODE: SLG - Self-Leveling Glide
- TABLE ACCESSORIES - Modesty Panels, Bridges, Grommets, Wire Management, Power & Communication Options, Table Dollies – see accessories online under the 'Products' tab

Note: When ordering modesty panel, table and panel must have 3MM edge.



LEG DETAIL



GLIDE
DETAIL



CASTER
DETAIL




FLIP-TOP
DETAIL

MODEL / DESCRIPTION / LIST PRICING

TURNER | RECTANGLE

	Model Number	TableTop Size	Shpg. Wght.	Base Spread	LAMINATETOPASSORTEDEGES							VENEERTOP	
					GRP1	GRP2	GRP3	GRP4	GRP5	GRP6	GRP7	GRP8	GRP9
 RECTANGLE	TU2436	24X36	61	2-22"-T	\$865	\$884	\$1006	\$1110	\$1320	\$1494	\$1707	\$2310	\$2594
	TU2448	24X48	70	2-22"-T	\$912	\$933	\$1070	\$1191	\$1428	\$1627	\$1865	\$2468	\$2736
	TU2460	24X60	79	2-22"-T	\$958	\$981	\$1136	\$1270	\$1537	\$1757	\$2025	\$2626	\$2879
	TU2472	24X72	88	2-22"-T	\$1129	\$1150	\$1323	\$1472	\$1766	\$2011	\$2307	\$3051	\$3382
	TU2484	24X84	97	2-22"-T	\$1199	\$1227	\$1424	\$1592	\$1930	\$2210	\$2549	\$3290	\$3598
	TU2496	24X96	106	2-22"-T	\$1275	\$1306	\$1519	\$1701	\$2068	\$2373	\$2737	\$3515	\$3830
	TU3036	30X36	68	2-22"-T	\$907	\$928	\$1065	\$1182	\$1418	\$1615	\$1851	\$2453	\$2722
	TU3048	30X48	84	2-22"-T	\$965	\$986	\$1144	\$1278	\$1549	\$1772	\$2044	\$2645	\$2895
	TU3060	30X60	90	2-22"-T	\$1022	\$1047	\$1224	\$1377	\$1679	\$1932	\$2236	\$2833	\$3068
	TU3072	30X72	102	2-22"-T	\$1200	\$1227	\$1425	\$1594	\$1931	\$2212	\$2550	\$3291	\$3601
	TU3084	30X84	113	2-26"-T	\$1282	\$1313	\$1539	\$1731	\$2117	\$2440	\$2828	\$3564	\$3845
	TU3096	30X96	124	2-26"-T	\$1370	\$1402	\$1647	\$1859	\$2278	\$2629	\$3051	\$3822	\$4108
	TU3648	36X48	88	2-26"-T	\$1029	\$1055	\$1236	\$1388	\$1697	\$1955	\$2263	\$2861	\$3090
	TU3660	36X60	102	2-26"-T	\$1095	\$1125	\$1329	\$1504	\$1851	\$2141	\$2489	\$3085	\$3291
	TU3672	36X72	115	2-26"-T	\$1284	\$1317	\$1542	\$1736	\$2124	\$2449	\$2836	\$3575	\$3853
	TU3684	36X84	129	2-26"-T	\$1376	\$1411	\$1670	\$1891	\$2334	\$2703	\$3145	\$3880	\$4130
TU3696	36X96	142	2-26"-T	\$1472	\$1512	\$1795	\$2035	\$2518	\$2920	\$3403	\$4169	\$4421	

TURNER | SECTIONAL | HALFROUND

	Model Number	TableTop Size	Shpg. Wght.	Base Spread	LAMINATETOPASSORTEDEGES							VENEERTOP	
					GRP1	GRP2	GRP3	GRP4	GRP5	GRP6	GRP7	GRP8	GRP9
 HALF ROUND	TUHR2448	24X48	70	2-16T	\$1222	\$1255	\$1506	\$1715	\$2140	\$2492	\$2916	\$3506	\$3672
	TUHR3060	30X60	90	2-22T	\$1321	\$1361	\$1644	\$1887	\$2369	\$2775	\$3257	\$3844	\$3974
	TUHR3672	36X72	115	2-26T	\$1575	\$1621	\$1951	\$2232	\$2794	\$3264	\$3826	\$4553	\$4734

Note: FTBH option is required with STH option when ordering rectangle flip-top tables over 29" table height.

Note: Fliptop tables with casters in counter & bar height available in depth ranges 24"-36" only

Max Length up 72"

All training tables that are 18" deep with flip and casters options, cannot be specified with modesty panels.

OPTIONS

Add upcharge to list price and code to model number

FLIP-T	Flip-Top for two t-legs	\$402	
ASB	Anti-Sag Bar for tables under 72"	\$90	
FOLD	Lightweight Folding Leg Mechanism per table	\$335	
STH	Special Table Height (other than 29")	\$169	per leg
ULW	Ultra-lightweight table top	\$213	

CAS3	3" Mobile Casters (2 Casters per leg)	\$29	ea.
GD3	Flat Ganging Device for Café & Training Tables	\$107	
RAD	3" Radius Corners for 3MM Edge	\$225	per table
FTBH	All t-base bar height tables with flip top	\$337	
SLG	Self-Leveling Glide	\$10	per glide



VALENCIA TABLE OF CONTENTS

Valencia Specifications.....	2
Options.....	3
Valencia Standard Seat Pricing.....	4
Valencia Boxcar Seat Pricing.....	6
Valencia Multiple Seat Pricing.....	8
Valencia Lounge Pricing.....	12
Valencia Occasional Table Specifications.....	14
Valencia Occasional Table Pricing.....	15



VALENCIA COLLECTION

Valencia offers stylish upholstered guest seating available in wood or metal frames with a choice of standard or boxcar seat cushion. This versatile line offers multiple, lounge and patient seating for a range of applications.



VALENCIA WOOD ARM CHAIR
FEATURING WALL SAVER DESIGN



VALENCIA METAL ARM CHAIR
WITH BOXCAR SEAT

ORDERING INFORMATION

To Order Please Specify:

- 1) Series Name
- 2) Model Number
- 3) Quantity
- 4) Arm Cap Selection / Finish
- 5) Frame Color / Finish
- 6) Fabric Grade & Number
- 7) Optional Items

VALENCIA GENERAL SPECIFICATIONS

Wood Frame Construction

All hardwood frame with built-in wall saver leg design.

Metal Frame Construction

Rectangular steel tubing, fully fabricated and welded with built-in wall saver leg design.

Back

Tongue & groove hardwood construction.
Webbing installed and high-resiliency foam bonded to wood frame.
Concealed back attachment to frame.

Seat

No-sag spring installed. Helicoil springs attached to spring and high resiliency foam is bonded to wood frame.

Metal Frame Underseat

Steel welded frame, welded to legs and metal apron.
Tested for 750 lbs single seat, 1000 lbs bariatric.

Wood Frame Underseat

Steel welded frame with machine screwed attached to wood frame.
Tested for 750 lbs single seat, 1000 lbs bariatric.

Upholstery

High resiliency foam is being used.
Adjustable glides optional.

Solid Surface

Stock solid surface top is available in:
Corian Bone, Bronzite, Glacier White, and Silver Grey.

COLORS / FINISHES

Metal Finish Colors:

Standard powder coat colors available.

Wood Stain Finish Colors:

All transparent wood stain colors available.


MULTIPLE SEATING

WOOD CHAIRS	WEIGHT LIMIT
Per Seat	350 lbs.
Bariatric	500 lbs.

METAL CHAIRS	WEIGHT LIMIT
Per Seat	500 lbs.
Bariatric	750 lbs.

LOUNGE

SOFT SEATING	WEIGHT LIMIT
1 Seat	500 lbs.
2 Seat	1000 lbs.
3 Seat	1500 lbs.



VALENCIA
FEATURES A
CLEAN OUT FOR
EASY CARE AND
MAINTENANCE

OPTIONS

- CODE: FR - CAL133 Fire Retardant (TB 133)
- CODE: MB - Moisture Barrier (up to 60" overall width)
- CODE: MB60 - Moisture Barrier (over 60" overall width)
- CODE: 2FO/C - Two Fabric Option (per seat)
- CODE: VMAC2 - Arm Caps, Black Polyurethane
- CODE: VMAC3 - Arm Caps, Charcoal Polyurethane
- CODE: VMAC4 - Arm Caps, White Solid Surface (Glacier White by Corian)
- CODE: VMAC5 - Arm Caps, Brown Solid Surface (Bronzite by Corian)
- CODE: VMAC7 - Arm Caps, Beige Solid Surface (Bone by Corian)
- CODE: VMAC8 - Arm Caps, Gray Solid Surface (Silver Grey by Corian)
- CODE: VMAC6 - Arm Caps, Solid Wood
- CODE: AG - Adjustable Glides
- CODE: FM - Floor Mount (metal frame only)

Note: The "VM" code is for both Metal and Wood Frame products.



DIMENSIONS	Arm Chair	Bariatric Chair
Seat Width:	19"	30"
Seat Depth:	19"	19"
Seat Height:	17.5"	17.5"
Back Height:	35"	35"
Arm Height:	25.5"	25.5"
Overall Width:	27"	35"
Overall Depth:	25"	25"
Qty./Wt. per carton:	1 ea./33 lbs.	1 ea./36 lbs.



VALENCIA METAL FRAME
BARIATRIC ARM CHAIR

MODEL / DESCRIPTION / LIST PRICING



3510M Metal Arm Chair - Standard Seat

COM Yardage: 2.25 Yds. Seat 1 Yd. / Back 1.25 Yds.

COM	GR1	GR2	GR3	GR4	GR5	GR6	GR7	GR8	GR9	GR10	LEA
\$1134	\$1214	\$1263	\$1314	\$1366	\$1421	\$1477	\$1537	\$1598	\$1662	\$1728	\$2043



3512M Metal Bariatric - Standard Seat

COM Yardage: 3. Yds. Seat 1.25 Yds. / Back 1.5 Yds.

COM	GR1	GR2	GR3	GR4	GR5	GR6	GR7	GR8	GR9	GR10	LEA
\$1344	\$1438	\$1497	\$1556	\$1618	\$1683	\$1751	\$1821	\$1893	\$1969	\$2047	\$2420

OPTIONS

Add upcharge to list price and code to model number

AG	Adjustable Glide	\$21	/pair
FR	CAL133 Fire Retardant (TB 133) per yard	\$101	/yd.
MB	Moisture Barrier (up to 60" overall width)	\$141	ea.
2FO/C	2 Fabric Option	\$55	per seat
VMAC2	Polyurethane Arm Caps - Black	\$54	ea.

VMAC3	Polyurethane Arm Caps - Charcoal	\$54	ea.
VMAC4	Solid Surface Arm Caps - White	\$121	ea.
VMAC5	Solid Surface Arm Caps - Brown	\$121	ea.
VMAC6	Solid Wood Arm Caps	\$90	ea.
FM	Floor Mount - per unit	\$110	

DIMENSIONS	Arm Chair	Bariatric Chair
Seat Width:	19"	30"
Seat Depth:	19"	19"
Seat Height:	17.5"	17.5"
Back Height:	35"	35"
Arm Height:	25.5"	25.5"
Overall Width:	27"	35"
Overall Depth:	25"	25"
Qty./Wt. per carton:	1 ea./33 lbs.	1 ea./36 lbs.



VALENCIA WOOD FRAME
BARIATRIC

MODEL / DESCRIPTION / LIST PRICING



3510W Wood Arm Chair - Standard Seat

COM Yardage: 2.25 Yds. Seat 1 Yd. / Back 1.25 Yds.

COM	GR1	GR2	GR3	GR4	GR5	GR6	GR7	GR8	GR9	GR10	LEA
\$1049	\$1122	\$1167	\$1214	\$1263	\$1314	\$1365	\$1421	\$1477	\$1536	\$1598	\$1888



3512W Wood Bariatric Chair - Standard Seat

COM Yardage: 2.75 Yds. Seat 1.25 Yds. / Back 1.5 Yds.

COM	GR1	GR2	GR3	GR4	GR5	GR6	GR7	GR8	GR9	GR10	LEA
\$1259	\$1346	\$1400	\$1457	\$1515	\$1576	\$1639	\$1704	\$1773	\$1844	\$1918	\$2266

OPTIONS

Add upcharge to list price and code to model number

AG	Adjustable Glide	\$21	/pair
FR	CAL133 Fire Retardant (TB 133) per yard	\$101	/yd.
MB	Moisture Barrier (up to 60" overall width)	\$141	ea.
2FO/C	2 Fabric Option	\$55	per seat

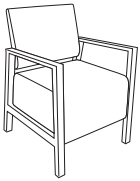
VMAC2	Polyurethane Arm Caps - Black	\$54	ea.
VMAC3	Polyurethane Arm Caps - Charcoal	\$54	ea.
VMAC4	Solid Surface Arm Caps - White	\$121	ea.
VMAC5	Solid Surface Arm Caps - Brown	\$121	ea.

DIMENSIONS	Arm Chair	Bariatric Chair
Seat Width:	19"	30"
Seat Depth:	19"	19"
Seat Height:	17.5"	17.5"
Back Height:	35"	35"
Arm Height:	25.5"	25.5"
Overall Width:	27"	35"
Overall Depth:	25"	25"
Qty./Wt. per carton:	1 ea./45 lbs.	1 ea./48 lbs.



VALENCIA METAL FRAME ARM CHAIR WITH BOXCAR SEAT

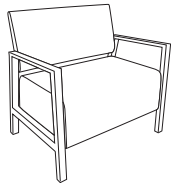
MODEL / DESCRIPTION / LIST PRICING



3520M Metal Arm Chair - Boxcar Seat

COM Yardage: 2.75 Yds. Seat 1.5 Yd. / Back 1.25 Yds.

COM	GR1	GR2	GR3	GR4	GR5	GR6	GR7	GR8	GR9	GR10	LEA
\$1506	\$1612	\$1676	\$1743	\$1813	\$1885	\$1960	\$2038	\$2122	\$2205	\$2293	\$2710



3522M Metal Arm Bariatric - Boxcar Seat

COM Yardage: 3.5 Yds. Seat 2 Yds. / Back 1.5 Yds.

COM	GR1	GR2	GR3	GR4	GR5	GR6	GR7	GR8	GR9	GR10	LEA
\$1715	\$1834	\$1907	\$1985	\$2063	\$2146	\$2232	\$2321	\$2414	\$2511	\$2611	\$3087

OPTIONS

Add upcharge to list price and code to model number

AG	Adjustable Glide	\$21	/pair
FR	CAL133 Fire Retardant (TB 133) per yard	\$101	/yd.
MB	Moisture Barrier (up to 60" overall width)	\$141	ea.
2FO/C	2 Fabric Option	\$55	per seat
VMAC2	Polyurethane Arm Caps - Black	\$54	ea.

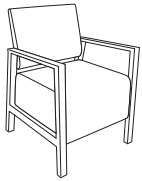
VMAC3	Polyurethane Arm Caps - Charcoal	\$54	ea.
VMAC4	Solid Surface Arm Caps - White	\$121	ea.
VMAC5	Solid Surface Arm Caps - Brown	\$121	ea.
VMAC6	Solid Wood Arm Caps	\$90	ea.
FM	Floor Mount - per unit	\$110	

DIMENSIONS	Arm Chair	Bariatric Chair
Seat Width:	19"	30"
Seat Depth:	19"	19"
Seat Height:	17.5"	17.5"
Back Height:	35"	35"
Arm Height:	25.5"	25.5"
Overall Width:	26"	35"
Overall Depth:	25"	25"
Qty./Wt. per carton:	1 ea./45 lbs.	1 ea./48 lbs.



VALENCIA WOOD FRAME ARM
CHAIR WITH BOXCAR SEAT

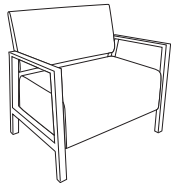
MODEL / DESCRIPTION / LIST PRICING



3520W Wood Arm Chair - Boxcar Seat

COM Yardage: 2.75 Yds. Seat 1.5 Yd. / Back 1.25 Yds.

COM	GR1	GR2	GR3	GR4	GR5	GR6	GR7	GR8	GR9	GR10	LEA
\$1421	\$1519	\$1580	\$1643	\$1709	\$1778	\$1848	\$1923	\$1999	\$2079	\$2162	\$2556



3522W Wood Arm Bariatric - Boxcar Seat

COM Yardage: 3.5 Yds. Seat 2 Yds. / Back 1.5 Yds.

COM	GR1	GR2	GR3	GR4	GR5	GR6	GR7	GR8	GR9	GR10	LEA
\$1633	\$1747	\$1818	\$1890	\$1965	\$2044	\$2126	\$2211	\$2300	\$2391	\$2487	\$2940

OPTIONS

Add upcharge to list price and code to model number

AG	Adjustable Glide	\$21	/pair
FR	CAL133 Fire Retardant (TB 133) per yard	\$101	/yd.
MB	Moisture Barrier (up to 60" overall width)	\$141	ea.
2FO/C	2 Fabric Option	\$55	per seat
VMAC2	Polyurethane Arm Caps - Black	\$54	ea.

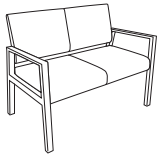
VMAC3	Polyurethane Arm Caps - Charcoal	\$54	ea.
VMAC4	Solid Surface Arm Caps - White	\$121	ea.
VMAC5	Solid Surface Arm Caps - Brown	\$121	ea.
VMAC6	Solid Wood Arm Caps	\$90	ea.

DIMENSIONS	Two Seat Lounge	Two Seat Center Arm	Three Seat Center Arms
Seat Width:	44"	19" ea.	19" ea.
Seat Depth:	19"	19"	19"
Seat Height:	17.5"	17.5"	17.5"
Back Height:	35"	35"	35"
Arm Height:	25.5"	25.5"	25.5"
Overall Width:	49"	51.5"	76"
Overall Depth:	28"	28"	28"
Qty./Wt. per carton:	1 ea./60 lbs.	1 ea./62 lbs.	1 ea./93 lbs.



VALENCIA METAL
TWO SEAT UNIT W/ CENTER ARM

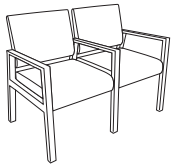
MODEL / DESCRIPTION / LIST PRICING



3514M Metal Two-Seat Lounge - Standard Seat

COM Yardage: 4 Yds. Seat 2 Yds. / Back 2 Yds.

COM	GR1	GR2	GR3	GR4	GR5	GR6	GR7	GR8	GR9	GR10	LEA
\$1923	\$2058	\$2140	\$2226	\$2314	\$2407	\$2503	\$2604	\$2707	\$2815	\$2928	\$3462

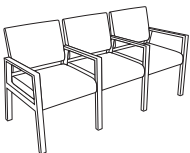


3515M Metal Two-Seat Lounge with Center Arm - Standard Seat

COM Yardage: 4 Yds. Seat 2 Yds. / Back 2 Yds.

COM	GR1	GR2	GR3	GR4	GR5	GR6	GR7	GR8	GR9	GR10	LEA
\$2067	\$2211	\$2300	\$2391	\$2487	\$2587	\$2691	\$2798	\$2910	\$3025	\$3148	\$3720

Note: unit has 3 pairs of legs



3516M Metal Three-Seat Lounge with Center Arms - Standard Seat

COM Yardage: 6 Yds. Seat 3 Yds. / Back 3 Yds.

COM	GR1	GR2	GR3	GR4	GR5	GR6	GR7	GR8	GR9	GR10	LEA
\$2905	\$3108	\$3232	\$3362	\$3497	\$3636	\$3781	\$3932	\$4090	\$4253	\$4424	\$5229

Note: unit has 4 pairs of legs

OPTIONS

Add upcharge to list price and code to model number

AG	Adjustable Glide	\$21	/pair
FR	CAL133 Fire Retardant (TB 133) per yard	\$101	/yd.
MB	Moisture Barrier (up to 60" overall width)	\$141	ea.
MB60	Moisture Barrier (over 60" overall width)	\$225	ea.
2FO/C	2 Fabric Option	\$55	per seat
VMAC2	Polyurethane Arm Caps - Black	\$54	ea.

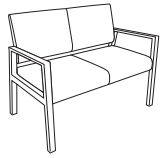
VMAC3	Polyurethane Arm Caps - Charcoal	\$54	ea.
VMAC4	Solid Surface Arm Caps - White	\$121	ea.
VMAC5	Solid Surface Arm Caps - Brown	\$121	ea.
VMAC6	Solid Wood Arm Caps	\$90	ea.
FM	Floor Mount - per unit	\$110	

DIMENSIONS	Two Seat Lounge	Two Seat Center Arm	Three Seat Lounge
Seat Width:	44"	19" ea.	19" ea.
Seat Depth:	19"	19"	19"
Seat Height:	17.5"	17.5"	17.5"
Back Height:	35"	35"	35"
Arm Height:	25.5"	25.5"	25.5"
Overall Width:	49"	51.5"	76"
Overall Depth:	28"	28"	28"
Qty./Wt. per carton:	1 ea./60 lbs.	1 ea./62 lbs.	1 ea./93 lbs.



VALENCIA WOOD
THREE SEAT UNIT

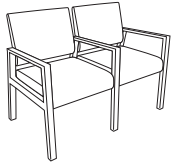
MODEL / DESCRIPTION / LIST PRICING



3514W Wood Two-Seat - Standard Seat

COM Yardage: 4.5 Yds. Seat 2 Yds. / Back 2.5 Yds.

COM	GR1	GR2	GR3	GR4	GR5	GR6	GR7	GR8	GR9	GR10	LEA
\$1835	\$1964	\$2043	\$2125	\$2209	\$2299	\$2390	\$2485	\$2585	\$2688	\$2796	\$3304

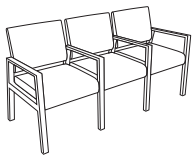


3515W Wood Two-Seat with Center Arm - Standard Seat

COM Yardage: 4.5 Yds. Seat 2 Yds. / Back 2.5 Yds.

COM	GR1	GR2	GR3	GR4	GR5	GR6	GR7	GR8	GR9	GR10	LEA
\$1941	\$2076	\$2160	\$2245	\$2337	\$2429	\$2527	\$2627	\$2733	\$2842	\$2955	\$3494

Note: unit has 3 pairs of legs



3516W Wood Three-Seat with Center Arms - Standard Seat

COM Yardage: 6 Yds. Seat 3 Yds. / Back 3 Yds.

COM	GR1	GR2	GR3	GR4	GR5	GR6	GR7	GR8	GR9	GR10	LEA
\$2727	\$2917	\$3036	\$3156	\$3283	\$3413	\$3550	\$3691	\$3840	\$3994	\$4153	\$4909

Note: unit has 4 pairs of legs

OPTIONS

Add upcharge to list price and code to model number

AG	Adjustable Glide	\$21	/pair
FR	CAL133 Fire Retardant (TB 133) per yard	\$101	/yd.
MB	Moisture Barrier (up to 60" overall width)	\$141	ea.
MB60	Moisture Barrier (over 60" overall width)	\$225	ea.
2FO/C	2 Fabric Option	\$55	per seat

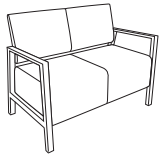
VMAC2	Polyurethane Arm Caps - Black	\$54	ea.
VMAC3	Polyurethane Arm Caps - Charcoal	\$54	ea.
VMAC4	Solid Surface Arm Caps - White	\$121	ea.
VMAC5	Solid Surface Arm Caps - Brown	\$121	ea.

DIMENSIONS	Two Seat Lounge	Two Seat Center Arm	Three Seat Lounge
Seat Width:	44"	19" ea.	19" ea.
Seat Depth:	19"	19"	19"
Seat Height:	17.5"	17.5"	17.5"
Back Height:	35"	35"	35"
Arm Height:	25.5"	25.5"	25.5"
Overall Width:	49"	51.5"	76"
Overall Depth:	28"	28"	28"
Qty./Wt. per carton:	1 ea./90 lbs.	1 ea./92 lbs.	1 ea./135 lbs.



VALENCIA METAL
THREE SEAT UNIT WITH BOXCAR SEAT

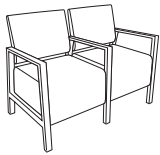
MODEL / DESCRIPTION / LIST PRICING



3524M Metal Two-Seat Lounge - Boxcar Seat

COM Yardage: 5.5 Yds. Seat 3 Yds. / Back 2.5 Yds.

COM	GR1	GR2	GR3	GR4	GR5	GR6	GR7	GR8	GR9	GR10	LEA
\$2368	\$2534	\$2636	\$2741	\$2850	\$2965	\$3082	\$3207	\$3334	\$3469	\$3608	\$4264

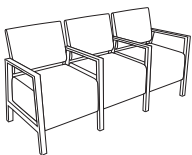


3525M Metal Two-Seat Lounge with Center Arm - Boxcar Seat

COM Yardage: 5.5 Yds. Seat 3 Yds. / Back 2.5 Yds.

COM	GR1	GR2	GR3	GR4	GR5	GR6	GR7	GR8	GR9	GR10	LEA
\$2584	\$2763	\$2874	\$2989	\$3109	\$3232	\$3362	\$3498	\$3637	\$3782	\$3933	\$4649

Note: unit has 3 pairs of legs



3526M Metal Three-Seat Lounge with Center Arms - Boxcar Seat

COM Yardage: 7.5 Yds. Seat 4.5 Yds. / Back 3 Yds.

COM	GR1	GR2	GR3	GR4	GR5	GR6	GR7	GR8	GR9	GR10	LEA
\$3522	\$3768	\$3918	\$4074	\$4237	\$4407	\$4583	\$4767	\$4958	\$5155	\$5361	\$6337

Note: unit has 4 pairs of legs

OPTIONS

Add upcharge to list price and code to model number

AG	Adjustable Glide	\$21	/pair
FR	CAL133 Fire Retardant (TB 133) per yard	\$101	/yd.
MB	Moisture Barrier (up to 60" overall width)	\$141	ea.
MB60	Moisture Barrier (over 60" overall width)	\$225	ea.
2FO/C	2 Fabric Option	\$55	per seat

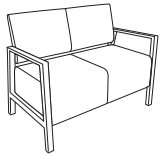
VMAC2	Polyurethane Arm Caps - Black	\$54	ea.
VMAC3	Polyurethane Arm Caps - Charcoal	\$54	ea.
VMAC4	Solid Surface Arm Caps - White	\$121	ea.
VMAC5	Solid Surface Arm Caps - Brown	\$121	ea.
VMAC6	Solid Wood Arm Caps	\$90	ea.
FM	Floor Mount - per unit	\$110	

DIMENSIONS	Two Seat Lounge	Two Seat Center Arm	Three Seat Lounge
Seat Width:	44"	19" ea.	19" ea.
Seat Depth:	19"	19"	19"
Seat Height:	17.5"	17.5"	17.5"
Back Height:	35"	35"	35"
Arm Height:	25.5"	25.5"	25.5"
Overall Width:	49"	51.5"	76"
Overall Depth:	28"	28"	28"
Qty./Wt. per carton:	1 ea./90 lbs.	1 ea./92 lbs.	1 ea./135 lbs.



VALENCIA WOOD TWO SEAT UNIT WITH BOXCAR SEAT

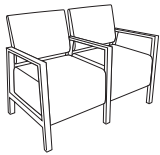
MODEL / DESCRIPTION / LIST PRICING



3524W Wood Two-Seat - Boxcar Seat

COM Yardage: 5.5 Yds. Seat 3 Yds. / Back 2.5 Yds.

COM	GR1	GR2	GR3	GR4	GR5	GR6	GR7	GR8	GR9	GR10	LEA
\$2201	\$2355	\$2450	\$2547	\$2649	\$2756	\$2865	\$2979	\$3100	\$3223	\$3352	\$3962

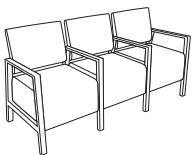


3525W Wood Two-Seat with Center Arm - Boxcar Seat

COM Yardage: 5.5 Yds. Seat 3 Yds. / Back 2.5 Yds.

COM	GR1	GR2	GR3	GR4	GR5	GR6	GR7	GR8	GR9	GR10	LEA
\$2414	\$2584	\$2687	\$2795	\$2905	\$3022	\$3143	\$3268	\$3399	\$3535	\$3676	\$4344

Note: unit has 3 pairs of legs



3526W Wood Three-Seat with Center Arms - Boxcar Seat

COM Yardage: 7.5 Yds. Seat 4.5 Yds. / Back 3 Yds.

COM	GR1	GR2	GR3	GR4	GR5	GR6	GR7	GR8	GR9	GR10	LEA
\$3266	\$3496	\$3635	\$3780	\$3931	\$4088	\$4251	\$4421	\$4598	\$4783	\$4974	\$5879

Note: unit has 4 pairs of legs

OPTIONS

Add upcharge to list price and code to model number

AG	Adjustable Glide	\$21	/pair
FR	CAL133 Fire Retardant (TB 133) per yard	\$101	/yd.
MB	Moisture Barrier (up to 60" overall width)	\$141	ea.
MB60	Moisture Barrier (over 60" overall width)	\$225	ea.
2FO/C	2 Fabric Option	\$55	per seat

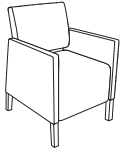
VMAC2	Polyurethane Arm Caps - Black	\$54	ea.
VMAC3	Polyurethane Arm Caps - Charcoal	\$54	ea.
VMAC4	Solid Surface Arm Caps - White	\$121	ea.
VMAC5	Solid Surface Arm Caps - Brown	\$121	ea.

DIMENSIONS	Single Seat Lounge	Bariatric Lounge	Two Seat Lounge
Seat Width:	22"	30"	44"
Seat Depth:	19"	19"	19"
Seat Height:	17.5"	17.5"	17.5"
Back Height:	35"	35"	35"
Arm Height:	25.5"	25.5"	25.5"
Overall Width:	27"	35"	49"
Overall Depth:	28"	28"	28"
Qty./Wt. per carton:	1 ea./60 lbs.	1 ea./62 lbs.	1 ea./93 lbs.



VALENCIA METAL FRAME
UPHOLSTERED LOUNGE


MODEL / DESCRIPTION / LIST PRICING



3530M Metal Single Seat Lounge

COM Yardage: 5.75 Yds. Seat 1.5 Yds. / Back 1.25 Yds. / Arms: 3 Yds.

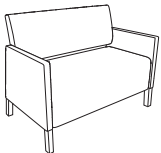
COM	GR1	GR2	GR3	GR4	GR5	GR6	GR7	GR8	GR9	GR10	LEA
\$1735	\$1856	\$1931	\$2007	\$2088	\$2172	\$2257	\$2349	\$2443	\$2542	\$2642	\$3122



3531M Metal Bariatric Lounge

COM Yardage: 6.5 Yds. Seat 2 Yds. / Back 1.5 Yds. / Arms: 3 Yds.

COM	GR1	GR2	GR3	GR4	GR5	GR6	GR7	GR8	GR9	GR10	LEA
\$2038	\$2181	\$2268	\$2358	\$2453	\$2552	\$2654	\$2760	\$2870	\$2986	\$3105	\$3669



3532M Metal Two Seat Lounge

COM Yardage: 7.5 Yds. Seat 2.5 Yds. / Back 2 Yds. / Arms: 3 Yds.

COM	GR1	GR2	GR3	GR4	GR5	GR6	GR7	GR8	GR9	GR10	LEA
\$2929	\$3133	\$3260	\$3389	\$3526	\$3667	\$3814	\$3966	\$4125	\$4289	\$4461	\$5272

OPTIONS

Add upcharge to list price and code to model number

AG	Adjustable Glide	\$21	/pair
FR	CAL133 Fire Retardant (TB 133) per yard	\$101	/yd.
MB	Moisture Barrier (up to 60" overall width)	\$141	ea.
2FO/C	2 Fabric Option	\$55	per seat
VMAC2	Polyurethane Arm Caps - Black	\$54	ea.

VMAC3	Polyurethane Arm Caps - Charcoal	\$54	ea.
VMAC4	Solid Surface Arm Caps - White	\$121	ea.
VMAC5	Solid Surface Arm Caps - Brown	\$121	ea.
VMAC6	Solid Wood Arm Caps	\$90	ea.
FM	Floor Mount - per unit	\$110	

DIMENSIONS	Single Seat Lounge	Bariatric Lounge	Two Seat Lounge
Seat Width:	22"	30"	44"
Seat Depth:	19"	19"	19"
Seat Height:	17.5"	17.5"	17.5"
Back Height:	35"	35"	35"
Arm Height:	25.5"	25.5"	25.5"
Overall Width:	27"	35"	49"
Overall Depth:	28"	28"	28"
Qty./Wt. per carton:	1 ea./60 lbs.	1 ea./62 lbs.	1 ea./93 lbs.



VALENCIA WOOD FRAME
UPHOLSTERED BARIATRIC LOUNGE

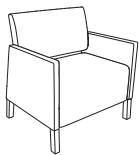
MODEL / DESCRIPTION / LIST PRICING



3530W Wood Single Seat Lounge

COM Yardage: 5.75 Yds. Seat 1.5 Yds. / Back 1.25 Yds. / Arms: 3 Yds.


COM	GR1	GR2	GR3	GR4	GR5	GR6	GR7	GR8	GR9	GR10	LEA
\$1706	\$1825	\$1898	\$1974	\$2053	\$2136	\$2222	\$2310	\$2403	\$2498	\$2598	\$3071



3531W Wood Bariatric Lounge

COM Yardage: 6.5 Yds. Seat 2 Yds. / Back 1.5 Yds. / Arms: 3 Yds.

COM	GR1	GR2	GR3	GR4	GR5	GR6	GR7	GR8	GR9	GR10	LEA
\$2009	\$2150	\$2237	\$2326	\$2418	\$2516	\$2617	\$2721	\$2829	\$2943	\$3061	\$3617



3532W Wood Two Seat Lounge

COM Yardage: 7.5 Yds. Seat 2.5 Yds. / Back 2 Yds. / Arms: 3 Yds.

COM	GR1	GR2	GR3	GR4	GR5	GR6	GR7	GR8	GR9	GR10	LEA
\$2901	\$3104	\$3228	\$3357	\$3491	\$3631	\$3777	\$3927	\$4085	\$4247	\$4418	\$5220

OPTIONS

Add upcharge to list price and code to model number

AG	Adjustable Glide	\$21	/pair
FR	CAL133 Fire Retardant (TB 133) per yard	\$101	/yd.
MB	Moisture Barrier (up to 60" overall width)	\$141	ea.
2FO/C	2 Fabric Option	\$55	per seat
VMAC2	Polyurethane Arm Caps - Black	\$54	ea.

VMAC3	Polyurethane Arm Caps - Charcoal	\$54	ea.
VMAC4	Solid Surface Arm Caps - White	\$121	ea.
VMAC5	Solid Surface Arm Caps - Brown	\$121	ea.
VMAC6	Solid Wood Arm Caps	\$90	ea.



VALENCIA OCCASIONAL TABLES

Valencia offers you choice of laminate or wood table tops built on a solid Maple or fully welded metal frame. Valencia table designs coordinate perfectly with Valencia series seating.



WOOD FRAME COFFEE TABLE



METAL FRAME END TABLE
SOLID SURFACE TOP

ORDERING INFORMATION

To Order Please Specify:

- 1) Series Name
- 2) Model Number
- 3) Quantity
- 4) Select Table Top Material
- 5) Edge Style Selection and Color
- 6) Wood Frame: Wood Stain Color(apron and legs)
- Metal Frame: Powder Coat Finish(apron and legs)

VALENCIA TABLE SPECIFICATIONS

Table Tops

Laminate or solid surface table tops are .75" overall thickness finished with high pressure laminate. Acrylic table tops are 1" overall thickness. ERG offers over 1000 standard laminate choices from Nevamar, Wilsonart, Formica and Pionite. Wood veneer may be stained in transparent wood stain colors.

Solid Surface top tables quoted upon request.

Metal Frame

Metal table legs are made of 14 gauge 1" x 2" steel tubing. Table frames are sandblasted and finished in your choice of standard powder coat colors.

Wood Frame

Frame and Legs are constructed of Maple, available in standard transparent wood stain colors. Legs have a tapered design.

COLORS / FINISHES

Metal Finish Colors:

Standard powder coat colors available.

Wood Stain Finish Colors:

All transparent wood stain colors available.



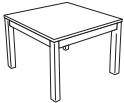
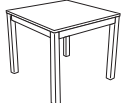

WOOD FRAME END TABLE






METAL FRAME COFFEE TABLE

MODEL / DESCRIPTION / LIST PRICING

VALENCIA METAL OCCASIONAL TABLES

	Model Number	Model Description	Table Top Size	Table Height	Table Top Shape	Shipping Weight	LAMINATE EDGE 2B OR 3A	WOOD VENEER EDGE 8G
	VAM24S	Occasional	24" x 24"	17"	square	50 lbs	\$1025	\$1294
	VAM24ST	Occasional	24" x 24"	21"	square	70 lbs	\$1099	\$1386
	VAM2448	Occasional	24" x 48"	17"	rectangular	85 lbs	\$1271	\$1575

VALENCIA WOOD OCCASIONAL TABLES

	Model Number	Model Description	Table Top Size	Table Height	Table Top Shape	Shipping Weight	LAMINATE EDGE 2B OR 3A	WOOD VENEER EDGE 8G
	VAW24S	Occasional	24" x 24"	17"	square	50 lbs	\$979	\$1248
	VAW24ST	Occasional	24" x 24"	21"	square	70 lbs	\$1054	\$1323
	VAW2448	Occasional	24" x 48"	17"	rectangular	85 lbs	\$1220	\$1512

VELLA COLLECTION

The Vella features a fully upholstered seat over a stylish cold injected urethane foam shell. Vella chairs are available with several base options and two back heights with finishes to accent your space. Fully upholstered ottomans and occasional tables are also available as coordinating accents.



WOOD LEGS MID BACK WITH OTTOMAN



4-STAR SWIVEL BASE
HIGH BACK

ORDERING INFORMATION

To Order Please Specify:

- 1) Series Name
- 2) Model Number
- 3) Quantity
- 4) Fabric Grade and Number
- 5) Wood Stain (for wood legs)
- 6) Laminate Choice (table tops)
- 7) Optional Items
(Includes Tufting, Contrast Stitching and more)

SOFT SEATING	WEIGHT LIMIT
1 Seat	500 lbs.
2 Seat	1000 lbs.
3 Seat	1500 lbs.

VELLA GENERAL SPECIFICATIONS

Upholstery/Foam

- Cold injected urethane molded foam with inner steel welded frame. Also additional padding when needed!! Nice Sit!
- Vella is fully upholstered and available with fabric, crypton, vinyl or approved COM.
- 3" wide arm rest
- Tapered back design.
- Fabric must be pre-approved, please contact customer service.

Base Options

- 4-Star swivel base in black or polished chrome (28.5" diameter)
- Wood legs - Solid Beech wood tapered legs are stained in your choice of 19 standard colors. Standard attachment is white or optional black. 3/8" steel plate counterbalance is attached for stability.
- Factory installed glides

Ottoman

- Fully upholstered or Fixed 18" diameter X-Base
- Black Textured or Polished Chrome X-Base finish

Occasional Tables

- Fully upholstered contoured base
- 3/4" thick laminate table top with exposed multi-ply edge

Graded-In & COM Fabric Testing

Due to the complexity of the upholstery process, please submit your Graded-in/COM for testing. A 10"x10" sample is required. **ALL FABRIC MUST BE PRE APPROVED.** Please see Approved Fabrics link under product webpage images.

OPTIONS


- CODE: FR - CAL 133 (TB 133) Fire Retardant
- CODE: MB - Moisture Barrier (up to 60" overall width)
- CODE: 2FO - Two Fabric Option (Ottoman Only)
- CODE: TFTV - Diamond Tufting for Vella
- CODE: VCS - Contrast Stitching for Vella
- CODE: VBL - Black Under Metal Frame (Wood Legs)

TUFTING

Vella series chairs are available with diamond tufting.




diamond




VELLA - DIAMOND TUFTING DETAIL

CONTRAST STITCHING

Vella series chairs are available with contrast stitching in several colors - recommended for use on vinyl and leather only.



WHITE STITCHING



RED STITCHING



SKY BLUE STITCHING

DIMENSIONS	4-Star Base High Back	4-Star Base Mid Back
Inside Width:	21.5"	21.5"
Seat Height:	17"	17"
Arm Height:	25"	25"
Overall Depth:	26"	26"
Overall Width:	27.5"	27.5"
Overall Height:	41.5"	34"
Qty./Wt. per carton:	1 ea./50 lbs.	1 ea./50 lbs.



MID BACK 4-STAR SWIVEL BASE
SHOWN IN POLISHED CHROME



HIGH BACK 4-STAR SWIVEL BASE
SHOWN IN BLACK

MODEL / DESCRIPTION / LIST PRICING



1990-N Mid Back - 4-Star Swivel Base (Black Textured) COM Yardage: 2.5 yards

COM	GR1	GR2	GR3	GR4	GR5	GR6	GR7	GR8	GR9	GR10	LEA
\$2278	\$2438	\$2534	\$2636	\$2743	\$2851	\$2966	\$3085	\$3209	\$3337	\$3469	\$4102

1990 Mid Back - 4-Star Swivel Base (Polished Chrome) COM Yardage: 2.5 yards

COM	GR1	GR2	GR3	GR4	GR5	GR6	GR7	GR8	GR9	GR10	LEA
\$2349	\$2513	\$2614	\$2719	\$2827	\$2940	\$3058	\$3180	\$3308	\$3440	\$3578	\$4227



1991-N High Back - 4-Star Swivel Base (Black Textured) COM Yardage: 3 yards

COM	GR1	GR2	GR3	GR4	GR5	GR6	GR7	GR8	GR9	GR10	LEA
\$2419	\$2590	\$2692	\$2799	\$2912	\$3028	\$3149	\$3275	\$3406	\$3543	\$3685	\$4354

1991 High Back - 4-Star Swivel Base (Polished Chrome) COM Yardage: 3 yards

COM	GR1	GR2	GR3	GR4	GR5	GR6	GR7	GR8	GR9	GR10	LEA
\$2490	\$2665	\$2771	\$2881	\$2997	\$3117	\$3240	\$3372	\$3505	\$3646	\$3792	\$4482



HIGH BACK AND X-BASE OTTOMAN
SHOWN IN BLACK

OPTIONS

Add upcharge to list price and code to model number

FR	CAL 133 (TB 133) Fire Retardant - per yard	\$101	/yd.
MB	Moisture Barrier (up to 60" overall width)	\$141	ea.

TFTV	Vella Tufting - Diamond Pattern	\$167	
VCS	Vella Contrast Stitching	\$88	

DIMENSIONS	Ottoman 20"x20"
Overall Depth:	20"
Overall Width:	20"
Overall Height:	16"
Qty./Wt. per carton:	1 ea./20 lbs.



X-BASE OTTOMAN SHOWN IN BLACK



X-BASE OTTOMAN SHOWN IN
POLISHED CHROME

NOTE: X-Base ottoman does not swivel

MODEL / DESCRIPTION / LIST PRICING



1999-X X-Base Ottoman (Black Textured Fixed Base)

COM Yardage: Total: 1.5 Yds. / Sides: .75 Yds. / Top: .75 Yds.

COM	GR1	GR2	GR3	GR4	GR5	GR6	GR7	GR8	GR9	GR10	LEA
\$1011	\$1081	\$1126	\$1170	\$1217	\$1266	\$1317	\$1370	\$1424	\$1480	\$1540	\$1820



1999-XC X-Base Ottoman (Polished Chrome Fixed Base)

COM Yardage: Total: 1.5 Yds. / Sides: .75 Yds. / Top: .75 Yds.

COM	GR1	GR2	GR3	GR4	GR5	GR6	GR7	GR8	GR9	GR10	LEA
\$1035	\$1107	\$1151	\$1197	\$1244	\$1294	\$1346	\$1400	\$1455	\$1515	\$1575	\$1861

OPTIONS

Add upcharge to list price and code to model number

FR	CAL 133 (TB 133) Fire Retardant - per yard	\$101	/yd.
MB	Moisture Barrier (up to 60" overall width)	\$141	ea.

VCS	Vella Contrast Stitching	\$88	
2FO	Two fabric option - Ottoman Only	\$110	

DIMENSIONS	Wood Legs High Back	Wood Legs Mid Back
Inside Width:	21"	21"
Seat Height:	17"	17"
Arm Height:	25.5"	25.5"
Overall Depth:	26"	26"
Overall Width:	27.5"	27.5"
Overall Height:	40"	34.5"
Qty./Wt. per carton:	1 ea./50 lbs.	1 ea./50 lbs.



MID BACK
WOOD LEGS

MODEL / DESCRIPTION / LIST PRICING



1994 Wood Legs / Fixed Seat - Mid Back

COM Yardage: 2.5 yards

COM	GR1	GR2	GR3	GR4	GR5	GR6	GR7	GR8	GR9	GR10	LEA
\$2598	\$2780	\$2892	\$3007	\$3128	\$3252	\$3384	\$3518	\$3659	\$3804	\$3957	\$4677



1995 Wood Legs / Fixed Seat - High Back

COM Yardage: 3 yards

COM	GR1	GR2	GR3	GR4	GR5	GR6	GR7	GR8	GR9	GR10	LEA
\$2700	\$2890	\$3005	\$3125	\$3250	\$3379	\$3515	\$3656	\$3802	\$3954	\$4112	\$4861



WHITE UNDER METAL
FRAME IS STANDARD

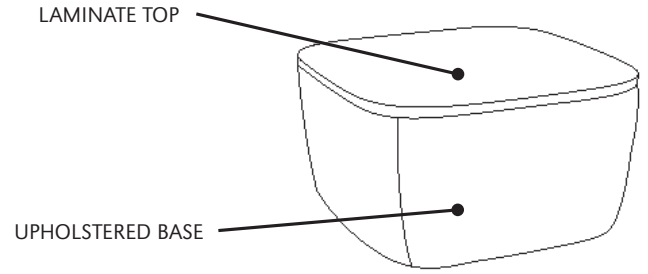
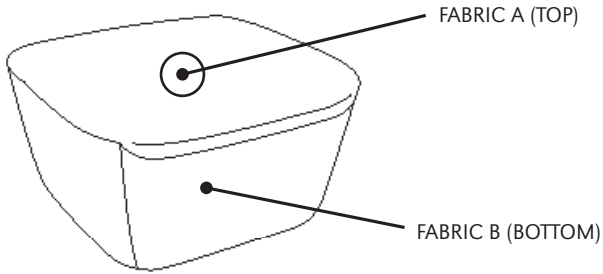
HIGH BACK WOOD LEGS
WITH OPTIONAL TUFTING

OPTIONS

Add upcharge to list price and code to model number

FR	CAL 133 (TB 133) Fire Retardant - per yard	\$101	/yd.
MB	Moisture Barrier (up to 60" overall width)	\$141	ea.
TFTV	Vella Tufting - Diamond Pattern	\$167	

VCS	Vella Contrast Stitching	\$88	
VBL	Black Under Metal Frame (Wood Legs)	\$42	



20 X 17 FULLY UPHOLSTERED OTTOMAN
WITH TWO FABRIC OPTION



30 X 30 UPHOLSTERED OCCASIONAL TABLE



DIMENSIONS	Ottoman 20"x17"	Ottoman 30" Sq.	Ottoman 42" Sq.	Ottoman 24"x42"
Overall Depth:	17"	30"	42"	24"
Overall Width:	20"	30"	42"	42"
Overall Height:	16"	16"	16"	16"
Qty./Wt. per carton:	1 ea./20 lbs.	1 ea./31 lbs.	1 ea./60 lbs.	1 ea./36 lbs.



UPHOLSTERED OTTOMAN



STITCHING DETAIL

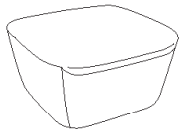
MODEL / DESCRIPTION / LIST PRICING



1999 Ottoman 20"x17"

COM Yardage: Total: 2 Yds. / Sides: 1.25 Yds. / Top: .75 Yds.

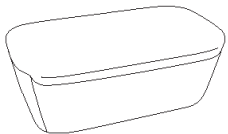
COM	GR1	GR2	GR3	GR4	GR5	GR6	GR7	GR8	GR9	GR10	LEA
\$985	\$1054	\$1095	\$1140	\$1184	\$1232	\$1282	\$1333	\$1386	\$1442	\$1500	\$1772



1999-30 Ottoman 30" x 30"

COM Yardage: Total: 3.75 Yds. / Sides: 2.5 Yds. / Top: 1.25 Yds.

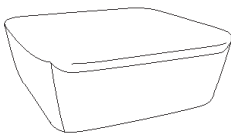
COM	GR1	GR2	GR3	GR4	GR5	GR6	GR7	GR8	GR9	GR10	LEA
\$1246	\$1332	\$1386	\$1442	\$1499	\$1558	\$1621	\$1685	\$1754	\$1824	\$1897	\$2242



1999-R Ottoman 24"x42"

COM Yardage: Total: 4.5 Yds. / Sides: 3.0 Yds. / Top: 1.5 Yds.

COM	GR1	GR2	GR3	GR4	GR5	GR6	GR7	GR8	GR9	GR10	LEA
\$1523	\$1629	\$1695	\$1762	\$1833	\$1907	\$1982	\$2062	\$2144	\$2230	\$2319	\$2740



1999-42 Ottoman 42" x 42"

COM Yardage: Total: 5 Yds. / Sides: 3.5 Yds. / Top: 1.5 Yds.

COM	GR1	GR2	GR3	GR4	GR5	GR6	GR7	GR8	GR9	GR10	LEA
\$1696	\$1815	\$1888	\$1963	\$2042	\$2123	\$2208	\$2297	\$2388	\$2485	\$2583	\$3053

OPTIONS

Add upcharge to list price and code to model number

FR	CAL 133 (TB 133) Fire Retardant - per yard	\$101	/yd.
MB	Moisture Barrier (up to 60" overall width)	\$141	ea.

VCS	Vella Contrast Stitching	\$167	
2FO	Two fabric option - Ottoman Only	\$88	

DIMENSIONS	Ottoman 20"x17"	Ottoman 30" Sq.	Ottoman 42" Sq.	Ottoman 24"x42"
Overall Depth:	17"	30"	42"	24"
Overall Width:	20"	30"	42"	42"
Overall Height:	17"	17"	17"	17"
Qty./Wt. per carton:	1 ea./50 lbs.	1 ea./50 lbs.	1 ea./50 lbs.	1 ea./50 lbs.

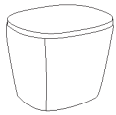


UPHOLSTERED OCCASIONAL TABLES

Laminate Top Note:

- Tops are 3/4" laminate
- Std with 4B multi-exposed core

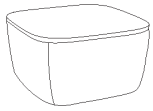
MODEL / DESCRIPTION / LIST PRICING



1998 Occasional Table 20"x17"

COM Yardage: 1.5 yards

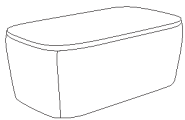
COM	GR1	GR2	GR3	GR4	GR5	GR6	GR7	GR8	GR9	GR10	LEA
\$1188	\$1272	\$1323	\$1376	\$1431	\$1488	\$1549	\$1609	\$1674	\$1741	\$1809	\$2140



1998-30 Occasional Table 30" x 30"

COM Yardage: 2.5 yards

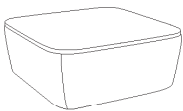
COM	GR1	GR2	GR3	GR4	GR5	GR6	GR7	GR8	GR9	GR10	LEA
\$1453	\$1555	\$1618	\$1682	\$1750	\$1820	\$1892	\$1967	\$2047	\$2128	\$2212	\$2616



1998-R Occasional Table 24"x42"

COM Yardage: 3 yards

COM	GR1	GR2	GR3	GR4	GR5	GR6	GR7	GR8	GR9	GR10	LEA
\$1757	\$1882	\$1956	\$2034	\$2116	\$2201	\$2289	\$2381	\$2475	\$2575	\$2678	\$3164



1998-42 Occasional Table 42" x 42"

COM Yardage: 3.5 yards

COM	GR1	GR2	GR3	GR4	GR5	GR6	GR7	GR8	GR9	GR10	LEA
\$1923	\$2057	\$2140	\$2225	\$2315	\$2407	\$2503	\$2603	\$2708	\$2816	\$2929	\$3462

OPTIONS

Add upcharge to list price and code to model number

FR	CAL 133 (TB 133) Fire Retardant - per yard	\$101	/yd.
MB	Moisture Barrier (up to 60" overall width)	\$141	ea.

VCS	Vella Contrast Stitching	\$88	
-----	--------------------------	------	--



VENTURA TABLE OF CONTENTS

Ventura Specifications and Options	2
Ventura Guest Seat Pricing	4
Ventura Multiple Seat Pricing	6
Ventura Bench Specification and Options	8
Ventura Bench Pricing	10
Ventura Occasional Tables Specification and Options	11
Ventura Occasional Table Pricing	12
Ventura Configurations.....	14

VENTURA COLLECTION

Ventura offers stylish upholstered guest seating and is an environmentally preferred product.



VENTURA METAL



VENTURA WOOD

ORDERING INFORMATION

To Order Please Specify:

- 1) Series Name
- 2) Model Number
- 3) Quantity
- 4) Arm Cap Selection / Finish
- 5) Polyurethane Arm Cap
Black or Charcoal
- 6) Fabric Grade & Number
- 7) Optional Items
- 8) Wood Stain Finish Color
- 9) Frame Color / Finish

VENTURA GENERAL SPECIFICATIONS

Metal Frame Construction

1"x2" rectangular steel tubing, fabricated and all welded with built-in wall saver design.

Wood Frame Construction

All hardwood with built-in wall saver design. Tongue & groove hardwood construction.

Back

Webbing installed and high-resiliency foam bonded to wood frame. Concealed back attachment to frame.

Seat

No-sag spring installed. Helicoil springs attached to spring and high resiliency foam is bonded to metal frame.

Underseat

Metal - Steel welded frame, welded to legs and metal apron.
Wood - Steel welded frame with machine screws attached to wood frame.

Upholstery

High resiliency foam is being used. ERG uses only water based glues and adhesives in our upholstery process. Seat is covered in choice of fabric, vinyl, crypton, leather or COM. Adjustable glides installed.

COLORS / FINISHES

Metal Finish Colors:

Standard powder coat colors available.

Wood Stain for optional wood arm caps:

All transparent wood stain colors available.

Wood Frame Arm Caps:

Unit comes standard with poly arm caps

- Black
- Charcoal

**Standard Polyurethane Arm Caps
(Wood Frame Only)**



BLACK POLY ARM CAP – **VWAC2**



CHARCOAL POLY ARM CAP – **VWAC3**

MULTIPLE SEATING

WOOD CHAIRS	WEIGHT LIMIT
Per Seat	350 lbs.
Bariatric	500 lbs.
METAL CHAIRS	WEIGHT LIMIT
Per Seat	500 lbs.
Bariatric	750 lbs.

LOUNGE

SOFT SEATING	WEIGHT LIMIT
1 Seat	500 lbs.
2 Seat	1000 lbs.
3 Seat	1500 lbs.

OPTIONS

METAL FRAME (VM)

- CODE: FR - CAL 133 (TB 133) Fire Retardant
- CODE: MB - Moisture Barrier (up to 60" overall width)
- CODE: 2FO/C - Two Fabric Option (per seat)
- CODE: FM - Floor Mount
- CODE: VMAC2 - Arm Caps, Black Polyurethane
- CODE: VMAC3 - Arm Caps, Charcoal Polyurethane
- CODE: VMAC4 - Arm Caps, White Solid Surface (Glacier White by Corian)
- CODE: VMAC5 - Arm Caps, Brown Solid Surface (Bronzite by Corian)
- CODE: VMAC7 - Arm Caps, Beige Solid Surface (Bone by Corian)
- CODE: VMAC8 - Arm Caps, Gray Solid Surface (Silver Grey by Corian)
- CODE: VMAC6 - Arm Caps, Solid Wood

WOOD FRAME (VW)

- CODE: FR - CAL 133 (TB 133) Fire Retardant
- CODE: MB - Moisture Barrier (up to 60" overall width)
- CODE: MB60 - Moisture Barrier (over 60" overall width)
- CODE: 2FO/C - Two Fabric Option (per seat)
- CODE: FM - Floor Mount
- CODE: VWAC6 - Arm Cap, Wood
- CODE: AG - Adjustable Glides

METAL FRAME



BLACK POLYURETHANE
ARM CAP – **VMAC2**



CHARCOAL POLYURETHANE
ARM CAP – **VMAC3**




WHITE SOLID SURFACE
ARM CAP – **VMAC4**



BROWN SOLID SURFACE
ARM CAP – **VMAC5**



BEIGE SOLID SURFACE
ARM CAP – **VMAC7**



GRAY SOLID SURFACE
ARM CAP – **VMAC8**



WOOD ARM CAP
VMAC6

WOOD FRAME



WOOD ARM CAP
VWAC6



VENTURA METAL BARIATRIC
WITH ARM CAPS

DIMENSIONS	Arm Chair	Patient Back Chair	Bariatric Chair
Seat Width:	21"	21"	30"
Seat Depth:	19"	19"	19"
Seat Height:	18"	18"	18"
Back Height:	35"	45"	35"
Arm Height:	24.5"	24.5"	24.5"
Overall Width:	25"	25"	35"
Overall Depth:	27"	27"	27"
Qty./Wt. per carton:	1 ea./55 lbs.	1 ea./65 lbs.	1 ea./85 lbs.

MODEL / DESCRIPTION / LIST PRICING



3103 Metal - Arm Chair

COM Yardage: 2.25 Yds. Seat 1 Yd / Back 1.25 Yds.

COM	GR1	GR2	GR3	GR4	GR5	GR6	GR7	GR8	GR9	GR10	LEA
\$1411	\$1510	\$1570	\$1632	\$1698	\$1766	\$1836	\$1910	\$1986	\$2066	\$2147	\$2540



3105 Metal - Patient Back Arm Chair

COM Yardage: 2.75 Yds. Seat 1 Yd / Back 1.75 Yds.

COM	GR1	GR2	GR3	GR4	GR5	GR6	GR7	GR8	GR9	GR10	LEA
\$1632	\$1747	\$1817	\$1889	\$1965	\$2043	\$2126	\$2209	\$2298	\$2391	\$2486	\$2938



3104 Metal - Bariatric Arm Chair

COM Yardage: 3 Yds. Seat 1.5 Yd. / Back 1.5 Yds.

COM	GR1	GR2	GR3	GR4	GR5	GR6	GR7	GR8	GR9	GR10	LEA
\$1711	\$1830	\$1903	\$1979	\$2058	\$2141	\$2227	\$2316	\$2407	\$2504	\$2605	\$3077

OPTIONS

Add upcharge to list price and code to model number

FR	CAL 133 (TB 133) Fire Retardant per yard	\$101	/yd.
MB	Moisture Barrier (up to 60" overall width)	\$141	ea.
2FO/C	2 Fabric Option	\$55	per seat
VMAC2	Polyurethane Arm Caps - Black	\$54	ea.
VMAC3	Polyurethane Arm Caps - Charcoal	\$54	ea.
VMAC4	Solid Surface Arm Caps - White	\$121	ea.

VMAC5	Solid Surface Arm Caps - Brown	\$121	ea.
VMAC7	Solid Surface Arm Caps - Beige	\$121	ea.
VMAC8	Solid Surface Arm Caps - Gray	\$121	ea.
VMAC6	Solid Wood Arm Caps	\$90	ea.
FM	Floor Mount	\$110	

DIMENSIONS	Arm Chair	Bariatric Chair	Patient Back Chair
Seat Width:	21"	30"	21"
Seat Depth:	19"	19"	19"
Seat Height:	17.5"	17.5"	17.5"
Back Height:	35"	35"	45"
Arm Height:	25"	25"	25"
Overall Width:	26"	35"	26"
Overall Depth:	25"	25"	25"
Qty./Wt. per carton:	1 ea./36 lbs.	1 ea./47 lbs.	1 ea./53 lbs.



VENTURA BARIATRIC
WITH OPTIONAL
WOOD ARM CAPS

MODEL / DESCRIPTION / LIST PRICING



3021 Wood Arm Chair

COM Yardage: 2.25 Yds. Seat 1 Yd. / Back 1.25 Yds.

COM	GR1	GR2	GR3	GR4	GR5	GR6	GR7	GR8	GR9	GR10	LEA
\$1075	\$1150	\$1196	\$1244	\$1294	\$1345	\$1399	\$1455	\$1514	\$1574	\$1637	\$1935



3024 Wood Patient Back Arm Chair

COM Yardage: 2.75 Yds. Seat 1 Yd. / Back 1.75 Yds.

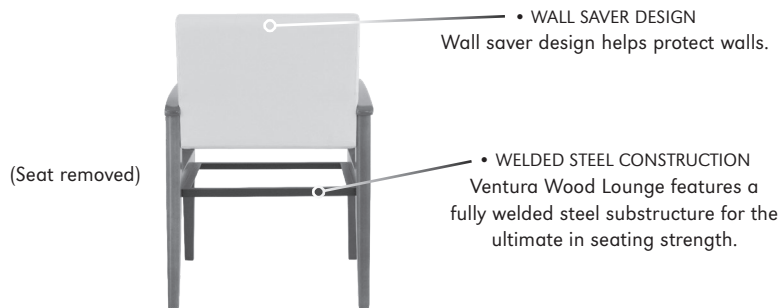
COM	GR1	GR2	GR3	GR4	GR5	GR6	GR7	GR8	GR9	GR10	LEA
\$1236	\$1322	\$1375	\$1429	\$1488	\$1547	\$1610	\$1673	\$1740	\$1811	\$1882	\$2226



3021BAR Wood Bariatric

COM Yardage: 3 Yds. Seat 1.5 Yds. / Back 1.5 Yds.

COM	GR1	GR2	GR3	GR4	GR5	GR6	GR7	GR8	GR9	GR10	LEA
\$1550	\$1660	\$1725	\$1793	\$1867	\$1940	\$2019	\$2099	\$2183	\$2271	\$2360	\$2791



OPTIONS

Add upcharge to list price and code to model number

AG	Adjustable Glide	\$21	/pair
FR	CAL 133 (TB 133) Fire Retardant per yard	\$101	/yd.
MB	Moisture Barrier (up to 60" overall width)	\$141	ea.
2FO/C	2 Fabric Option	\$55	per seat

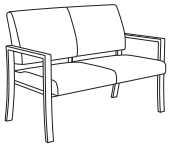
VWAC2	Polyurethane Arm Caps - Black	-	
VWAC3	Polyurethane Arm Caps - Charcoal	-	
VWAC6	Solid Wood Arm Caps	\$90	ea.



VENTURA METAL TWO-SEAT LOUNGE
WITH DIVIDING ARM AND OPTIONAL ARM CAPS

DIMENSIONS	Two Seat Lounges	Two Seat Center Arm	Three Seat Lounges	Three Seat Center Arms
Seat Width:	42"	21" ea.	63"	21" ea.
Seat Depth:	19"	19"	19"	19"
Seat Height:	18"	18"	18"	18"
Back Height:	35"	35"	35"	35"
Overall Width:	46"	48"	67"	71"
Overall Depth:	27"	27"	27"	27"
Qty./Wt. per carton:	1 ea./100 lbs.	1 ea./110 lbs.	1 ea./150 lbs.	1 ea./150 lbs.

MODEL / DESCRIPTION / LIST PRICING

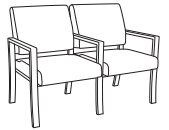


3106 Metal - 2-Seat Lounges

COM Yardage: 4 Yds. Seat 2 Yd. / Back 2 Yds.

COM	GR1	GR2	GR3	GR4	GR5	GR6	GR7	GR8	GR9	GR10	LEA
\$2498	\$2672	\$2780	\$2891	\$3007	\$3126	\$3252	\$3381	\$3517	\$3657	\$3804	\$4496

COM Yardage (Optional two fabrics): Backs: 1.5 Yds / Seats: 1.5 Yds

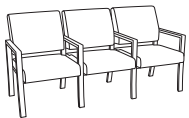


3108 Metal - 2-Seat Lounges w/Dividing Arms

COM Yardage: 4 Yds. Seat 2 Yd. / Back 2 Yds.

COM	GR1	GR2	GR3	GR4	GR5	GR6	GR7	GR8	GR9	GR10	LEA
\$2608	\$2791	\$2902	\$3019	\$3139	\$3265	\$3395	\$3531	\$3672	\$3819	\$3971	\$4695

COM Yardage (Optional two fabrics): Backs: 2 Yds / Seats: 1.5 Yds

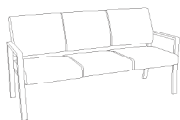


3110 Metal - 3-Seat Lounges w/Dividing Arms

COM Yardage: 5 Yds. Seat 2.5 Yd. / Back 2.5 Yds.

COM	GR1	GR2	GR3	GR4	GR5	GR6	GR7	GR8	GR9	GR10	LEA
\$3948	\$4225	\$4394	\$4571	\$4752	\$4943	\$5141	\$5347	\$5560	\$5783	\$6014	\$7108

COM Yardage (Optional two fabrics): Backs: 2.75 Yds / Seats: 2.5 Yds



3111 Metal - 3-Seat Lounges

COM Yardage: 5 Yds. Seat 2.5 Yd. / Back 2.5 Yds.

COM	GR1	GR2	GR3	GR4	GR5	GR6	GR7	GR8	GR9	GR10	LEA
\$3764	\$4027	\$4188	\$4356	\$4529	\$4711	\$4899	\$5095	\$5300	\$5511	\$5731	\$6774

COM Yardage (Optional two fabrics): Backs: 2.75 Yds / Seats: 2.5 Yds

OPTIONS

Add upcharge to list price and code to model number

FR	CAL 133 (TB 133) Fire Retardant per yard	\$101	/yd.
MB	Moisture Barrier (up to 60" overall width)	\$141	ea.
MB60	Moisture Barrier (over 60" overall width)	\$225	ea.
VMAC2	Polyurethane Arm Caps - Black	\$54	ea.
VMAC3	Polyurethane Arm Caps - Charcoal	\$54	ea.
VMAC4	Solid Surface Arm Caps - White	\$121	ea.

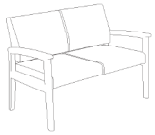
VMAC5	Solid Surface Arm Caps - Brown	\$121	ea.
VMAC7	Solid Surface Arm Caps - Beige	\$121	ea.
VMAC8	Solid Surface Arm Caps - Gray	\$121	ea.
VMAC6	Solid Wood Arm Caps	\$90	ea.
FM	Floor Mount	\$110	per unit
2FO/C	2 Fabric Option	\$55	per seat

DIMENSIONS	Two Seat Lounge	Two Seat Center Arm	Three Seat Lounge
Seat Width:	21"	21"	21"
Seat Depth:	19"	19"	19"
Seat Height:	17.5"	17.5"	17.5"
Back Height:	35"	35"	35"
Arm Height:	25.5"	25.5"	25.5"
Overall Width:	46"	48"	70.5"
Overall Depth:	28"	28"	28"
Qty./Wt. per carton:	1 ea./60 lbs.	1 ea./62 lbs.	1 ea./93 lbs.



VENTURA THREE-SEAT LOUNGE

MODEL / DESCRIPTION / LIST PRICING

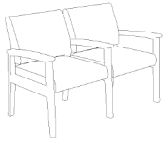


3022 Wood Two-Seat Lounge

COM Yardage: 4 Yds. Seat 2 Yds. / Back 2 Yds.

COM	GR1	GR2	GR3	GR4	GR5	GR6	GR7	GR8	GR9	GR10	LEA
\$1969	\$2107	\$2191	\$2279	\$2370	\$2464	\$2562	\$2666	\$2772	\$2884	\$2999	\$3543

COM Yardage (Optional two fabrics): Back: 2 Yds / Seat: 1.5 Yds

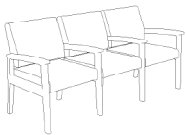


3023 Wood Two-Seat Lounge with Dividing Arm

COM Yardage: 4 Yds. Seat 2 Yd. / Back 2 Yds.

COM	GR1	GR2	GR3	GR4	GR5	GR6	GR7	GR8	GR9	GR10	LEA
\$2099	\$2246	\$2336	\$2430	\$2528	\$2629	\$2734	\$2843	\$2956	\$3073	\$3197	\$3779

COM Yardage (Optional two fabrics): Back: 2 Yds / Seat: 1.5 Yds

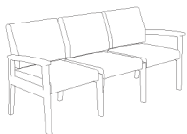


3025 Wood Three-Seat Lounge with Dividing Arms

COM Yardage: 5 Yds. Seat 2.5 Yds. / Back 2.5 Yds.

COM	GR1	GR2	GR3	GR4	GR5	GR6	GR7	GR8	GR9	GR10	LEA
\$3083	\$3299	\$3431	\$3569	\$3712	\$3860	\$4015	\$4174	\$4342	\$4516	\$4696	\$5550

COM Yardage (Optional two fabrics): Back: 2.75 Yds / Seat: 2.5 Yds



3026 Wood Three-Seat Lounge

COM Yardage: 5 Yds. Seat 2.5 Yd. / Back 2.5 Yds.

COM	GR1	GR2	GR3	GR4	GR5	GR6	GR7	GR8	GR9	GR10	LEA
\$3579	\$3830	\$3983	\$4142	\$4307	\$4480	\$4659	\$4846	\$5040	\$5241	\$5451	\$6442

COM Yardage (Optional two fabrics): Back: 2.75 Yds / Seat: 2.5 Yds

OPTIONS

Add upcharge to list price and code to model number

AG	Adjustable Glide	\$21	/pair
FR	CAL 133 (TB 133) Fire Retardant per yard	\$101	/yd.
MB	Moisture Barrier (up to 60" overall width)	\$141	ea.
MB60	Moisture Barrier (over 60" overall width)	\$225	ea.

2FO/C	2 Fabric Option	\$55	per seat
VWAC2	Polyurethane Arm Caps - Black	-	
VWAC3	Polyurethane Arm Caps - Charcoal	-	
VWAC6	Wood Arm Caps	\$90	ea.

VENTURA BENCH

The Ventura Bench features two and three seat benches on substantial metal frames. Optional On-Line Tables can replace upholstered seat unit. Bench seating with your choice of fabric, metal frame finish. Ideal for high use waiting areas.



METAL FRAME
3 SEAT WITH OPTIONAL
WOOD ARM CAPS

ORDERING INFORMATION

To Order Please Specify:

- | | |
|-------------------------------|--------------------------|
| 1) Series Name | 5) Frame Color / Finish |
| 2) Model Number | 6) Fabric Grade & Number |
| 3) Quantity | 7) Optional Items |
| 4) Arm Cap Selection / Finish | |

COLORS / FINISHES

Metal Finish Colors:

Standard powder coat colors available.

Wood Stain for optional wood arm caps:

All transparent wood stain colors available.

VENTURA GENERAL SPECIFICATIONS

Metal Frame Construction

Frame is constructed of 1" x 2" rectangular tube steel, braze welded for extra strength – **tested for 750 lbs per single seat.**

Built in wall saver design. No-sag springs are installed in seat along with interlocking helicoil springs to prevent sagging and provide support. Back is supported with ultraflex spring webbing.

Upholstery

Ventura Bench has fully upholstered seats. Seat cushions are 2" graded high resiliency (H.R.) block foam, covered entirely with special bonded polyester fiber to protect final upholstery. ERG uses only water based glues and adhesives in our upholstery process. Seat is covered in choice of fabric, vinyl, crypton, leather or COM.

Arm Caps

Standard with rectangular tube metal Arms. Solid Wood, Polyurethane and Solid Surface Arm Caps optional.

Table Tops

Table tops are laminated on all sides with your choice of over 1000 standard laminates. Wood Veneer, Solid Surface and Acrylic also available.

Glides

Metal glides are installed on all benches.

OPTIONS

METAL (VM)

- CODE: FR - CAL 133 (TB 133) Fire Retardant
- CODE: MB - Moisture Barrier (up to 60" overall width)
- CODE: MB60 - Moisture Barrier (over 60" overall width)
- CODE: 2FO/C - Two Fabric Option (per seat)
- CODE: FM - Floor Mount
- CODE: VMAC2 - Arm Caps, Black Polyurethane
- CODE: VMAC3 - Arm Caps, Charcoal Polyurethane
- CODE: VMAC4 - Arm Caps, White Solid Surface (Glacier White by Corian)
- CODE: VMAC5 - Arm Caps, Brown Solid Surface (Bronzite by Corian)
- CODE: VMAC7 - Arm Caps, Beige Solid Surface (Bone by Corian)
- CODE: VMAC8 - Arm Caps, Gray Solid Surface (Silver Grey by Corian)
- CODE: VMAC6 - Arm Caps, Solid Wood.



3 PIECE METAL UNIT WITH FLUSH CENTER
TABLE AND OPTIONAL ARM CAPS



3 PIECE METAL UNIT WITH LOWERED CENTER
TABLE AND OPTIONAL ARM CAPS

VENTURA BENCH
METAL FRAME - UPHOLSTERED SEAT/TABLE

DIMENSIONS	Two Seat	Three Seat	3118 w/Table	3120 w/Table
Overall Width:	46"	67"	67"	67"
Overall Depth:	25"	25"	25"	25"
Seat Height:	18"	18"	18"	18"
Arm Height:	21"	21"	21"	21"
Qty./Wt.:	1 ea./110 lbs.	1 ea./150 lbs.	1 ea./140 lbs.	1 ea./150 lbs.

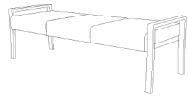


METAL FRAME - 3 SEAT BENCH WITH
OPTIONAL WOOD ARM CAPS

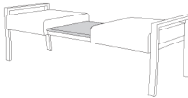
MODEL / DESCRIPTION / LIST PRICING



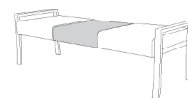
3114	Metal Two Seat Bench											COM Yardage: 2 Yds.
COM	GR1	GR2	GR3	GR4	GR5	GR6	GR7	GR8	GR9	GR10	LEA	
\$2224	\$2380	\$2475	\$2572	\$2675	\$2784	\$2895	\$3010	\$3129	\$3257	\$3386	\$4004	



3116	Metal Three Seat Bench											COM Yardage: 3 Yds.
COM	GR1	GR2	GR3	GR4	GR5	GR6	GR7	GR8	GR9	GR10	LEA	
\$3133	\$3353	\$3487	\$3627	\$3772	\$3922	\$4079	\$4243	\$4412	\$4589	\$4774	\$5641	



3118	Metal 3-Piece Unit w/Lowered Center Table & 3MM Edge Laminate											COM Yardage: 2 Yds.
COM	GR1	GR2	GR3	GR4	GR5	GR6	GR7	GR8	GR9	GR10	LEA	
\$2906	\$3110	\$3233	\$3363	\$3498	\$3637	\$3782	\$3934	\$4091	\$4255	\$4425	\$5230	



3120	Metal 3-Piece Unit w/Flush Center Table											COM Yardage: 2 Yds.
COM	GR1	GR2	GR3	GR4	GR5	GR6	GR7	GR8	GR9	GR10	LEA	
\$3183	\$3404	\$3541	\$3683	\$3831	\$3984	\$4143	\$4310	\$4482	\$4661	\$4848	\$5729	

OPTIONS

Add upcharge to list price and code to model number

FR	CAL 133 (TB 133) Fire Retardant per yard	\$101	/yd.
MB	Moisture Barrier (up to 60" overall width)	\$141	ea.
MB60	Moisture Barrier (over 60" overall width)	\$225	ea.
VMAC2	Polyurethane Arm Caps - Black	\$65	ea.
VMAC3	Polyurethane Arm Caps - Charcoal	\$65	ea.
VMAC4	Solid Surface Arm Caps - White	\$121	ea.

VMAC5	Solid Surface Arm Caps - Brown	\$121	ea.
VMAC7	Solid Surface Arm Caps - Beige	\$121	ea.
VMAC8	Solid Surface Arm Caps - Gray	\$121	ea.
VMAC6	Solid Wood Arm Caps	\$90	ea.
FM	Floor Mount - per unit	\$110	
2FO/C	2 Fabric Option	\$55	per seat

VENTURA OCCASIONAL TABLES

Ventura Tables are topped with laminate, wood veneer or a solid surface on stylish steel frame which coordinates with our Ventura Seating.



METAL



METAL
MIDDLE ON-LINE TABLE




METAL
QUARTER ROUND ON-LINE TABLE



METAL
END (L or R) ON-LINE TABLE



METAL
FLUSH TOP - FT



METAL
LOWERED TOP -LT



METAL FRAME
COFFEE TABLE 42" or 60"

WOOD



WOOD
MIDDLE ON-LINE TABLE



WOOD
END (L or R) ON-LINE TABLE



WOOD FRAME
COFFEE TABLE 42" or 60"

ORDERING INFORMATION

To Order Please Specify:

- 1) Series Name
- 2) Model Number
- 3) Quantity
- 4) Select Table Top Material
- 5) Select Table Top Option (Flush or Lowered)
- 6) Edge Style Selection and Color
- 7) Select Frame Finish:
Metal - All ERG Powdercoats
Wood - All ERG Wood Stains

VENTURA SPECIFICATIONS

Table Tops

Laminate tops are .75" overall thickness and finished with high pressure laminate. ERG offers over 1000 standard laminate choices from Nevamar, Wilsonart, Formica and Pionite. Wood veneer (maple) may be stained in any of ERG's transparent wood stain colors.

Note: Solid Surface tops are .75" thick, acrylic tops are 1" thick and are both quoted upon request.

Metal Frame

Metal table legs are made of 14 gauge 1" x 2" steel tubing. Table frames are sandblasted and finished in your choice of standard powder coat colors.

Wood Frame

Frame and Legs are constructed of Maple, available in standard transparent wood stain colors.

Glides

Metal self leveling glides are factory installed.






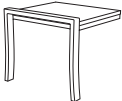

OCCASIONAL TABLE
WITH LOWERED TOP



ONLINE TABLE
WITH FLUSH TOP

MODEL / DESCRIPTION / LIST PRICING

VENTURA METAL OCCASIONAL TABLES

	Model Number	Model Description	Table Top Size	Table Height	Table Top Shape	Shipping Weight	LAMINATE EDGE 2B OR 3A	WOOD VENEER EDGE 8G
	VM2122	Occasional	21.5" x 22"	18"	square	55 lbs	\$1216	\$1411
	VM2142	Occasional	21.5" x 42"	18"	rectangular	70 lbs	\$1674	\$1976
	VM2160	Occasional	21.5" x 60"	18"	rectangular	75 lbs	\$1851	\$2107
	VMO2122	Online Table	21" x 22"	15.5"	square	15 lbs	\$749	\$920
	VM2122R	Online Table	21" x 22"	15.5"	square	30 lbs	\$1005	\$1162
	VM2122L	Online Table (Right/Left - When seated)	21" x 22"	15.5"	square	30 lbs	\$1005	\$1162
	VM26Q	Online Table	26" x 26"	15.5"	quarter round	30 lbs	\$1076	\$1252

OPTIONS

Add upcharge to list price and code to model number

FT	Flush Table Top	NC	LT	Lowered Table Top	NC
----	-----------------	----	----	-------------------	----



MODEL / DESCRIPTION / LIST PRICING

VENTURA WOOD OCCASIONAL TABLES

	Model Number	Model Description	Table Top Size	Table Height	Table Top Shape	Shipping Weight	LAMINATE EDGE 2B OR 3A	WOOD VENEER EDGE 8G
	VW20S	Occasional	20" x 20"	18"	square	50 lbs	\$1172	\$1358
	VW2042	Occasional	20" x 42"	18"	rectangular	70 lbs	\$1619	\$1829
	VW2060	Occasional	20" x 60"	18"	rectangular	75 lbs	\$1792	\$1986
	VWO2120	Occasional	21.5" x 20"	15.5"	square	15 lbs	\$831	\$995
	VW20SR	Occasional	20" x 20"	15.5"	square	30 lbs	\$1090	\$1262
	VW20SL	Occasional	20" x 20"	15.5"	square	30 lbs	\$1090	\$1262
		(Right/Left - When seated)						
	VW26Q	Occasional	26.5" x 26.5"	15.5"	quarter round	25 lbs	\$1198	\$1392

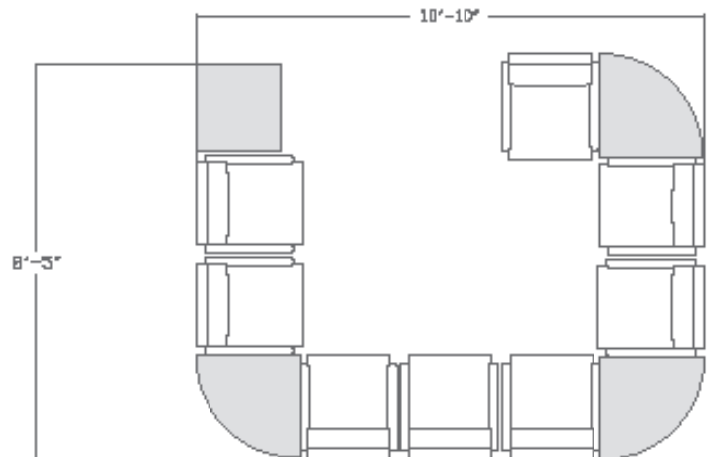
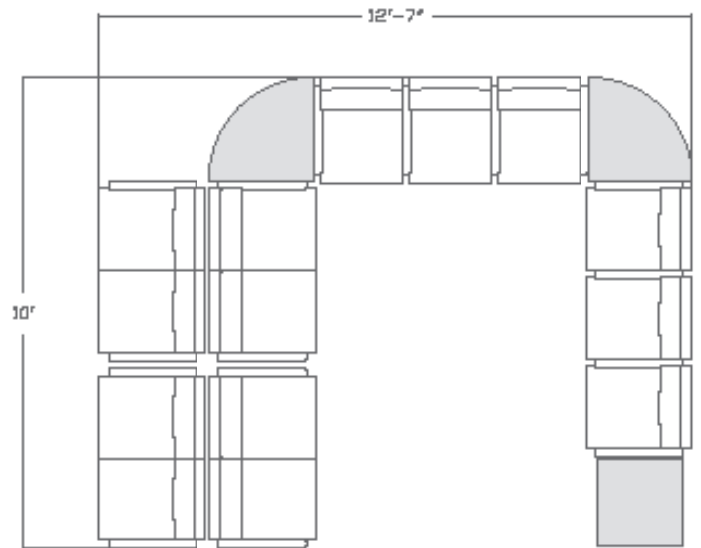
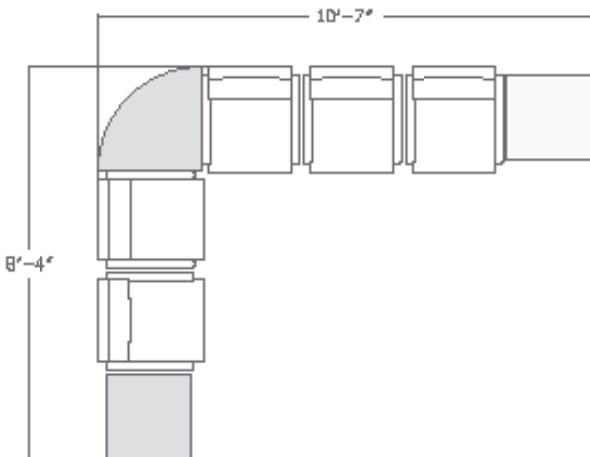
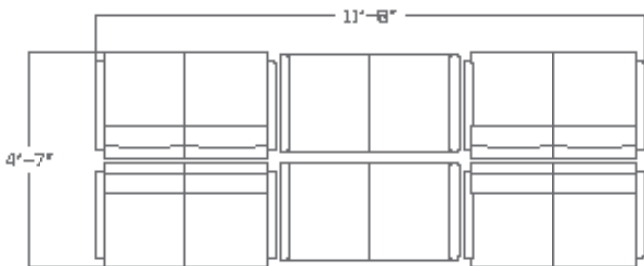
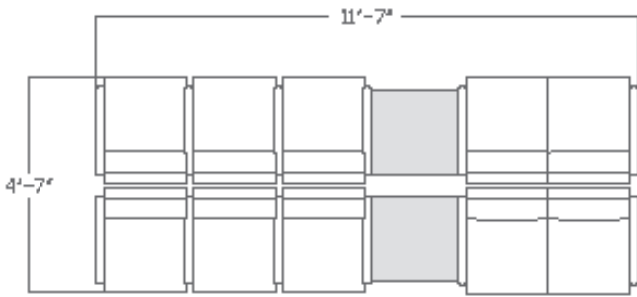


METAL



WOOD

CONFIGURATIONS USING ONLINE TABLES AVAILABLE



CAD Design and Engineering services per your specifications are available to customers requesting this service.
Please provide exact room dimensions, desired configuration and seating requirements and fax your order to
ERG Customer Service: 1-805-981-9878 or call toll free: 1-800-446-1186

VERONA SERIES

The Verona Banquette is the perfect choice for your perimeter seating or dining needs. Seats and backs can be upholstered with matching fabrics, or choose an optional two tone or vinyl and fabric combination to match any color scheme. Frame can be finished in your choice of laminate or optional wood veneer.



BACK TO BACK VERONA

ORDERING INFORMATION

- | | |
|----------------------------|---------------------------|
| 1) Series Name | 5) Contrasting Fabrics |
| 2) Model Number | 6) Laminate Selection |
| 3) Quantity | 7) Veneer Species & Stain |
| 4) Fabric Grade and Number | 8) Optional Items |

VERONA GENERAL SPECIFICATIONS

Upholstery

Seat and back are covered in choice of fabric, vinyl, crypton, leather or COM. ERG uses only water based glues and adhesives in our upholstery process.

Frame Construction

The Verona frame is made of multi-ply hardwood and finished with your choice of laminates or optional wood veneer. All foam is fully bonded to frame. Seat cushions are 3" graded high resiliency (H.R.) block foam with back 2" (H.R.) foam, covered entirely with special bonded polyester fiber to protect final upholstery. Cushions are supported by no-sag springs. The Verona back cushion is removable and the seat frame is constructed of multi-ply hardwood and is removable. The recessed base is available in your choice of laminates.

Anchoring

Verona dining benches are easy to anchor to the floor. Hardware for securing the unit to the floor is not included

Note:


Please allow extra fabric for repeat design.



STANDARD BANQUETTE COMES WITH A FLUSH PLINTH BASE ON SIDES FOR GANGING, AND RECESSED FRONT.



OPTIONAL RECESSED PLINTH BASE AVAILABLE, ON ONE OR TWO SIDES.



METAL LEG OPTION

COLORS / FINISHES

Contrasting Fabric:

Contrasting fabrics are available, see options for pricing.

OPTIONS

- CODE: FR - CAL 133 (TB 133) Fire Retardant
- CODE: MB -Moisture Barrier (up to 60" overall width)
- CODE: MB60 -Moisture Barrier (over 60" overall width)
- CODE: MBB -Moisture Barrier (up to 60" overall width Back-to-Back)
- CODE: MBB60 -Moisture Barrier (over 60" overall width Back-to-Back)
- CODE: 2FO - Two Fabric Option
- CODE: USS - Under Seat Fully Lined Storage – not available on 72" width
- CODE: MTL - Metal Legs: - select color from standard finishes
- CODE: CO - Clean Out (overall width up to 60")
- CODE: CO1 - Clean Out (overall width over 60")
- CODE: COB - Clean Out Back-to-Back (overall width up to 60")
- CODE: CO1B - Clean Out Back-to-Back (overall width over 60")
- CODE: RB1 - Recessed Plinth Base (1 Side only)
- CODE: RB2 - Recessed Plinth Base (2 Sides)
- CODE: UBL48 - Unfinished Back - Laminate 48" Unit
- CODE: UBV48 - Unfinished Back - Veneer 48" Unit
- CODE: UBL60 - Unfinished Back - Laminate 60" Unit
- CODE: UBV60 - Unfinished Back - Veneer 60" Unit
- CODE: UBL72 - Unfinished Back - Laminate 72" Unit
- CODE: UBV72 - Unfinished Back - Veneer 72" Unit


SOFT SEATING	WEIGHT LIMIT
1 Seat	500 lbs.
2 Seat	1000 lbs.
3 Seat	1500 lbs.

DIMENSIONS	48" Wide Banquette	60" Wide Banquette	72" Wide Banquette
Seat Depth:	20"	20"	20"
Seat Height:	18"	18"	18"
Overall Width:	48"	60"	72"
Overall Depth:	27"	27"	27"
Overall Height:	36"	36"	36"
Qty./Wt.:	1 ea. 110 lbs	1 ea. 165 lbs	1 ea. 210 lbs



48" WIDE VERONA

MODEL / DESCRIPTION / LIST PRICING



650 48" Wide Banquette - Laminate Frame COM Yardage: Total: 4 Yds. / Back: 2 Yds. / Seat: 2 Yds.

COM	GR1	GR2	GR3	GR4	GR5	GR6	GR7	GR8	GR9	GR10	LEA
\$3615	\$3869	\$4023	\$4184	\$4352	\$4525	\$4706	\$4895	\$5091	\$5295	\$5505	\$6507

651 48" Wide Banquette - Wood Veneer Frame COM Yardage: Total: 4 Yds. / Back: 2 Yds. / Seat: 2 Yds.

COM	GR1	GR2	GR3	GR4	GR5	GR6	GR7	GR8	GR9	GR10	LEA
\$5059	\$5414	\$5632	\$5858	\$6092	\$6336	\$6588	\$6852	\$7126	\$7412	\$7707	\$9110

652 60" Wide Banquette - Laminate Frame COM Yardage: Total: 5 Yds. / Back: 2.5 Yds. / Seat: 2.5 Yds.

COM	GR1	GR2	GR3	GR4	GR5	GR6	GR7	GR8	GR9	GR10	LEA
\$5338	\$5712	\$5940	\$6178	\$6425	\$6681	\$6949	\$7227	\$7516	\$7816	\$8128	\$9608

653 60" Wide Banquette - Wood Veneer Frame COM Yardage: Total: 5 Yds. / Back: 2.5 Yds. / Seat: 2.5 Yds.

COM	GR1	GR2	GR3	GR4	GR5	GR6	GR7	GR8	GR9	GR10	LEA
\$7473	\$7996	\$8317	\$8650	\$8994	\$9355	\$9729	\$10119	\$10524	\$10943	\$11380	\$13451

654 72" Wide Banquette - Laminate Frame COM Yardage: Total: 6 Yds. / Back: 3 Yds. / Seat: 3 Yds.

COM	GR1	GR2	GR3	GR4	GR5	GR6	GR7	GR8	GR9	GR10	LEA
\$7231	\$7739	\$8049	\$8370	\$8705	\$9053	\$9414	\$9791	\$10182	\$10590	\$11014	\$13018

655 72" Wide Banquette - Wood Veneer Frame COM Yardage: Total: 6 Yds. / Back: 3 Yds. / Seat: 3 Yds.

COM	GR1	GR2	GR3	GR4	GR5	GR6	GR7	GR8	GR9	GR10	LEA
\$10122	\$10830	\$11264	\$11713	\$12183	\$12669	\$13176	\$13704	\$14251	\$14822	\$15416	\$18218

OPTIONS

Add upcharge to list price and code to model number

FR	CAL 133 (TB 133) Fire Retardant per yard	\$101	/yd.
MB	Moisture Barrier - up to 60" width	\$141	ea.
MB60	Moisture Barrier - over 60" width	\$225	ea.
2FO	Two Fabric Option	\$110	
USS	Under Seat Fully Lined Storage - not available on 72" w	\$506	
MTL	Metal Legs - per unit		subtract \$50
CO	Clean Out (overall width up to 60")	\$281	
CO1	Clean Out (overall width over 60")	\$432	

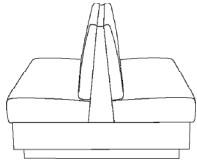
RB1	Recessed Base, 1 side	\$124	
RB2	Recessed Base, 2 sides	\$247	
UBL48	Unfinished Back - Laminate Unit (48" width)		subtract \$200
UBV48	Unfinished Back - Veneer Unit (48" width)		subtract \$400
UBL60	Unfinished Back - Laminate Unit (60" width)		subtract \$225
UBV60	Unfinished Back - Veneer Unit (60" width)		subtract \$450
UBL72	Unfinished Back - Laminate Unit (72" width)		subtract \$250
UBV72	Unfinished Back - Veneer Unit (72" width)		subtract \$500

DIMENSIONS	48" Wide Banquette	60" Wide Banquette	72" Wide Banquette
Seat Depth:	20"	20"	20"
Seat Height:	18"	18"	18"
Overall Width:	48"	60"	72"
Overall Depth:	52"	52"	52"
Overall Height:	36"	36"	36"
Qty./Wt.:	1 ea./150 lbs.	1 ea./200 lbs.	1 ea./245 lbs.



BACK TO BACK VERONA

MODEL / DESCRIPTION / LIST PRICING



650-B2B 48" Wide Back to Back - Laminate Frame

COM Yardage: Total: 8 Yds. / Back: 4 Yds. / Seat: 4 Yds.

COM	GR1	GR2	GR3	GR4	GR5	GR6	GR7	GR8	GR9	GR10	LEA
\$6871	\$7351	\$7645	\$7951	\$8268	\$8600	\$8943	\$9302	\$9675	\$10060	\$10463	\$12367

651-B2B 48" Wide Back to Back - Wood Veneer Frame

COM Yardage: Total: 8 Yds. / Back: 4 Yds. / Seat: 4 Yds.

COM	GR1	GR2	GR3	GR4	GR5	GR6	GR7	GR8	GR9	GR10	LEA
\$9615	\$10288	\$10701	\$11129	\$11573	\$12036	\$12518	\$13019	\$13538	\$14081	\$14643	\$17308

652-B2B 60" Wide Back to Back - Laminate Frame

COM Yardage: Total: 10 Yds. / Back: 5 Yds. / Seat: 5 Yds.

COM	GR1	GR2	GR3	GR4	GR5	GR6	GR7	GR8	GR9	GR10	LEA
\$10141	\$10850	\$11285	\$11736	\$12205	\$12695	\$13201	\$13731	\$14278	\$14851	\$15445	\$18254

653-B2B 60" Wide Back to Back - Wood Veneer Frame

COM Yardage: Total: 10 Yds. / Back: 5 Yds. / Seat: 5 Yds.

COM	GR1	GR2	GR3	GR4	GR5	GR6	GR7	GR8	GR9	GR10	LEA
\$14194	\$15188	\$15795	\$16427	\$17083	\$17767	\$18478	\$19217	\$19986	\$20786	\$21617	\$25548

654-B2B 72" Wide Back to Back - Laminate Frame

COM Yardage: Total: 12 Yds. / Back: 6 Yds. / Seat: 6 Yds.

COM	GR1	GR2	GR3	GR4	GR5	GR6	GR7	GR8	GR9	GR10	LEA
\$13739	\$14701	\$15289	\$15901	\$16537	\$17199	\$17886	\$18602	\$19345	\$20120	\$20924	\$24731

655-B2B 72" Wide Back to Back - Wood Veneer Frame

COM Yardage: Total: 12 Yds. / Back: 6 Yds. / Seat: 6 Yds.

COM	GR1	GR2	GR3	GR4	GR5	GR6	GR7	GR8	GR9	GR10	LEA
\$19231	\$20576	\$21400	\$22256	\$23146	\$24072	\$25035	\$26036	\$27078	\$28160	\$29288	\$34615


OPTIONS

Add upcharge to list price and code to model number

FR	CAL 133 (TB 133) Fire Retardant per yard	\$101	/yd.
MBB	Moisture Barrier - up to 60" width (Back-to-Back)	\$281	ea.
MBB60	Moisture Barrier - over 60" width (Back-to-Back)	\$449	ea.
2FO	Two Fabric Option	\$110	
USS	Under Seat Fully Lined Storage - not available on 72" w	\$506	

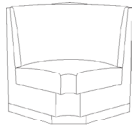
MTL	Metal Legs - per unit		subtract \$50
COB	Clean Out Back-to-Back (overall width up to 60")	\$562	
CO1B	Clean Out Back-to-Back (overall width over 60")	\$865	
RB1	Recessed Base, 1 side	\$124	
RB2	Recessed Base, 2 sides	\$247	

DIMENSIONS	90° Corner Banquettes
Seat Depth:	18.5"
Seat Width:	18.5"
Seat Height:	18"
Overall Width:	30"
Overall Depth:	30"
Overall Height:	36"
Qty./Wt.:	1 ea./150 lbs.



VERONA CORNER UNIT

MODEL / DESCRIPTION / LIST PRICING




660 Verona 90° Corner Unit - Laminate Frame COM Yardage: Total: 6.5 Yds. / Back: 4.5 Yds. / Seat: 2 Yds.

COM	GR1	GR2	GR3	GR4	GR5	GR6	GR7	GR8	GR9	GR10	LEA
\$3272	\$3501	\$3641	\$3787	\$3938	\$4096	\$4259	\$4431	\$4608	\$4792	\$4984	\$5890

661 Verona 90° Corner Unit - Wood Veneer Frame COM Yardage: Total: 6.5 Yds. / Back: 4.5 Yds. / Seat: 2 Yds.

COM	GR1	GR2	GR3	GR4	GR5	GR6	GR7	GR8	GR9	GR10	LEA
\$4909	\$5252	\$5461	\$5679	\$5907	\$6144	\$6390	\$6646	\$6912	\$7188	\$7476	\$8835



VERONA "U-SHAPE" CONFIGURATION SHOWN WITH
RECESSED PLINTH BASE ON ONE END

OPTIONS

Add upcharge to list price and code to model number

FR	CAL 133 (TB 133) Fire Retardant per yard	\$101	/yd.
MB	Moisture Barrier - up to 60" width	\$141	ea.
2FO	Two Fabric Option	\$110	
MTL	Metal Legs - per unit	subtract \$50	

CO	Clean Out (overall width up to 60")	\$281	
RB1	Recessed Base, 1 side	\$124	
RB2	Recessed Base, 2 sides	\$247	

VESPER

Vesper cafe series chairs and stools offer a modern looking molded fiberglass polypropylene shell with a gentle flex back. The shells are offered demi and full back in seven stylish colors. Vesper features fully welded steel frames for 4-leg chairs and bar stools.



ORDERING INFORMATION

To Order Please Specify:

- 1) Series Name
- 2) Model Number
- 3) Quantity
- 4) Optional Powder Coat Color
- 5) Fabric Grade and Number
- 6) Optional Items

COLORS / FINISHES

Frame Finish Colors

Standard polished chrome frame finish.

8 Shell Colors:

- Black
- Warm Gray
- Cloud
- Seafoam Green
- Khaki (**full back shell only**)
- Citron Yellow (**full back shell only**)
- White
- Sunset Orange (**full back shell only**)

CHAIRS	WEIGHT LIMIT
Metal Legs	350 lbs.

GENERAL SPECIFICATIONS

Shell

- The Vesper shell is molded fiberglass polypropylene
- One piece shell with slightly **tapered edges**.
- One slot on seat, measuring 1/2" x 1" long for cleanout.

Stacking

- 4-leg chairs stack 4 high
- Sled base chair and stool models stack 4 high
- On dolly, chairs stack 8-10 high

NOTE: Full back bar stools do not stack

Base Details

- **Bar Stool:** In full back and demi back, fully upholstered or have only upholstered seat insert.
 - **Four Leg:** .75" diameter, 16 gauge steel tubing with hand brazed welds.
 - **Sled Base:** .5" round solid steel. Factory installed black plastic glides.
 - **5-Star Swivel on Casters:** Cast polished aluminum base with 5 black casters installed.
- High chair kit consists of an 8" or 10" extended piston (adjustable up and down) with an adjustable chrome foot ring.

Chair function

- Swivel 360°

Chair Control

- Regular Swivel Chair - 16-3/4" - 22"
- Swivel
- Tilt & Lock
- Pneumatic Height Adjustment
- Tension Adjustment

OPTIONS

- CODE: FR - CAL 133 (TB 133) Fire Retardant
- CODE: CH - Counter Height (24" seat height)
- CODE: MBC - Moisture Barrier Chair
- CODE: SH - Specialty Height (any custom height)
- CODE: SF - Powder Coat Color Finish (No Charge)



4 LEG



SLED BASE



5 STAR SWIVEL



PLASTIC SEAT



UPHOLSTERED SEAT INSERT



FULLY UPHOLSTERED SEAT

DIMENSIONS	Café Chair
Inside Width:	16"
Seat Height:	18"
Overall Depth:	22"
Overall Width:	22"
Overall Height:	32.5"
Qty./Wt. per carton:	1 ea./21 lbs.



CAFÉ CHAIR

MODEL / DESCRIPTION / LIST PRICING



6170 Vesper Café Chair

Chair	
\$343	



6171 Vesper Café Chair - Upholstered Seat Insert

COM Yardage: .75 Yards

COM	GR1	GR2	GR3	GR4	GR5	GR6	GR7	GR8	GR9	GR10	LEA
\$445	\$477	\$495	\$516	\$535	\$558	\$580	\$603	\$628	\$653	\$678	\$801



6172 Vesper Café Chair - Fully Upholstered

COM Yardage: 1.5 Yards

COM	GR1	GR2	GR3	GR4	GR5	GR6	GR7	GR8	GR9	GR10	LEA
\$709	\$759	\$790	\$820	\$853	\$888	\$922	\$960	\$999	\$1039	\$1080	\$1276

OPTIONS

Add upcharge to list price and code to model number

FR	CAL 133 (TB 133) Fire Retardant per yard	\$101	/yd.
MBC	Moisture Barrier Chair	\$72	ea.

SF	Powder Coat Color Finish	\$42	
----	--------------------------	------	--

DIMENSIONS	Bar Stool Demi Back
Inside Width:	16"
Seat Height:	31"
Footrest:	12.5"
Overall Depth:	19"
Overall Width:	18.5"
Overall Height:	37"
Qty./Wt. per carton:	1 ea./14 lbs.



BAR STOOL DEMI BACK

MODEL / DESCRIPTION / LIST PRICING



6177 Demi Back Bar Stool

Chair
\$542



6178 Demi Back Bar Stool - Upholstered Seat Insert

COM Yardage: .75 Yards

COM	GR1	GR2	GR3	GR4	GR5	GR6	GR7	GR8	GR9	GR10	LEA
\$646	\$691	\$719	\$747	\$777	\$809	\$842	\$873	\$908	\$944	\$984	\$1162



6179 Demi Back Bar Stool - Fully Upholstered

COM Yardage: 1.75 Yards

COM	GR1	GR2	GR3	GR4	GR5	GR6	GR7	GR8	GR9	GR10	LEA
\$895	\$958	\$996	\$1037	\$1077	\$1120	\$1164	\$1213	\$1259	\$1311	\$1363	\$1611

OPTIONS

Add upcharge to list price and code to model number

CH	Counter Height (24" seat height)	\$32	
SH	Special Height (any custom height)	\$32	
FR	CAL 133 (TB 133) Fire Retardant per yard	\$101	/yd.

MBC	Moisture Barrier Chair	\$72	ea.
SF	Powder Coat Finish	\$65	

DIMENSIONS	Bar Stool
Inside Width:	16"
Seat Height:	31"
Footrest:	12.5"
Overall Depth:	20"
Overall Width:	19.5"
Overall Height:	44.5"
Qty./Wt. per carton:	1 ea./21 lbs.



BAR STOOL FULL BACK

MODEL / DESCRIPTION / LIST PRICING



6181 Full Back Bar Stool

Chair
\$561



6182 Full Back Bar Stool - Upholstered Seat Insert

COM Yardage: .75 Yards

COM	GR1	GR2	GR3	GR4	GR5	GR6	GR7	GR8	GR9	GR10	LEA
\$681	\$726	\$756	\$787	\$818	\$851	\$884	\$919	\$958	\$995	\$1035	\$1223



6183 Full Back Bar Stool - Fully Upholstered

COM Yardage: 1.50 Yards

COM	GR1	GR2	GR3	GR4	GR5	GR6	GR7	GR8	GR9	GR10	LEA
\$942	\$1009	\$1049	\$1091	\$1133	\$1180	\$1225	\$1276	\$1326	\$1379	\$1434	\$1696

OPTIONS

Add upcharge to list price and code to model number

CH	Counter Height (24" seat height)	\$32	
SH	Special Height (any custom height)	\$32	
FR	CAL 133 (TB 133) Fire Retardant per yard	\$101	/yd.

MBC	Moisture Barrier Chair	\$72	ea.
SF	Powder Coat Finish	\$65	

DIMENSIONS	Counter Stool Sled Base Demi Back
Inside Width:	16"
Seat Height:	27"
Footrest:	12.5"
Overall Depth:	19"
Overall Width:	18.5"
Overall Height:	33.5"
Qty./Wt. per carton:	1 ea./14 lbs.



SLED BASE COUNTER HEIGHT
BAR STOOL DEMI BACK

MODEL / DESCRIPTION / LIST PRICING



6188C Demi Back Sled Base Counter Height Stool

Chair
\$598



6189C Demi Back Sled Base Counter Height Stool - Upholstered Seat Insert

COM Yardage: .75 Yards

COM	GR1	GR2	GR3	GR4	GR5	GR6	GR7	GR8	GR9	GR10	LEA
\$707	\$756	\$787	\$817	\$850	\$883	\$919	\$957	\$995	\$1032	\$1074	\$1271



6190C Demi Back Sled Base Counter Height Stool - Fully Upholstered

COM Yardage: 1.75 Yards

COM	GR1	GR2	GR3	GR4	GR5	GR6	GR7	GR8	GR9	GR10	LEA
\$965	\$1031	\$1073	\$1117	\$1161	\$1207	\$1256	\$1306	\$1358	\$1412	\$1469	\$1737

OPTIONS

Add upcharge to list price and code to model number

FR	CAL 133 (TB 133) Fire Retardant per yard	\$101	/yd.
MBC	Moisture Barrier Chair	\$72	ea.

SF	Powder Coat Finish	\$65	
----	--------------------	------	--

DIMENSIONS	Bar Stool Sled Base Demi Back
Inside Width:	16"
Seat Height:	31"
Footrest:	12.5"
Overall Depth:	19"
Overall Width:	18.5"
Overall Height:	37"
Qty./Wt. per carton:	1 ea./14 lbs.




SLED BASE BAR STOOL DEMI BACK



SLED BASE BAR STOOL DEMI BACK WITH UPHOLSTERED SEAT INSERT

MODEL / DESCRIPTION / LIST PRICING



6188 Demi Back Sled Base Bar Stool

Chair
\$558



6189 Demi Back Sled Base Bar Stool - Upholstered Seat Insert

COM Yardage: .75 Yards

COM	GR1	GR2	GR3	GR4	GR5	GR6	GR7	GR8	GR9	GR10	LEA
\$666	\$713	\$743	\$772	\$802	\$835	\$867	\$903	\$938	\$975	\$1014	\$1200



6190 Demi Back Sled Base Bar Stool - Fully Upholstered

COM Yardage: 1.75 Yards

COM	GR1	GR2	GR3	GR4	GR5	GR6	GR7	GR8	GR9	GR10	LEA
\$925	\$990	\$1029	\$1071	\$1113	\$1159	\$1205	\$1252	\$1303	\$1354	\$1408	\$1664

OPTIONS

Add upcharge to list price and code to model number

FR	CAL 133 (TB 133) Fire Retardant per yard	\$101	/yd.
MBC	Moisture Barrier Chair	\$72	ea.

SF	Powder Coat Finish	\$65	
----	--------------------	------	--

DIMENSIONS	Swivel
Seat Width:	17.5"
Seat Depth:	18"
Seat Height:	15.5" - 20.5"
Arm Height	-
Back Height:	30" - 35"
Overall Width:	26.25"
Overall Depth:	26.25"
Qty./Wt. per carton:	1 ea./25 lbs.



SWIVEL CHAIR WITH
STANDARD POLISHED ALUMINUM BASE

MODEL / DESCRIPTION / LIST PRICING



6200	Swivel Chair	COM Yardage: 0.75 Yard
	Chair	
	\$552	



6201	Swivel Chair with upholstered seat insert	COM Yardage: 0.75 Yard									
COM	GR1	GR2	GR3	GR4	GR5	GR6	GR7	GR8	GR9	GR10	LEA
\$652	\$696	\$724	\$753	\$783	\$815	\$849	\$882	\$917	\$954	\$991	\$1173



6202	Swivel Chair with fully upholstered shell	COM Yardage: 0.75 Yard									
COM	GR1	GR2	GR3	GR4	GR5	GR6	GR7	GR8	GR9	GR10	LEA
\$815	\$871	\$906	\$943	\$981	\$1020	\$1060	\$1103	\$1148	\$1193	\$1241	\$1466

OPTIONS

Add upcharge to list price and code to model number

FR	CAL 133 (TB 133) Fire Retardant per yard.	\$101	/yd.
MBC	Moisture Barrier Chair	\$72	ea.

GC	Black Glides for 5 star base	\$32	
----	------------------------------	------	--

DIMENSIONS	H8	H10
Seat Width:	17.5"	17.5"
Seat Depth:	18"	18"
Seat Height:	21.5 - 29"	26" - 36"
Arm Height	-	-
Back Height:	37" - 44.5"	41.5" - 51.5"
Overall Width:	26.25"	26.25"
Overall Depth:	26.25"	26.25"
Qty./Wt. per carton:	1 ea./28 lbs.	1 ea./28 lbs.



SWIVEL CHAIR
WITH HI-CHAIR KIT AND
STANDARD ALUMINUM BASE

MODEL / DESCRIPTION / LIST PRICING



6205-H8
6205-H10 Swivel Chair with High Kit

Chair	
\$669	



6206-H8
6206-H10 Swivel Chair with High Kit - Upholstered Seat Insert COM Yardage: 0.75 Yard

COM	GR1	GR2	GR3	GR4	GR5	GR6	GR7	GR8	GR9	GR10	LEA
\$769	\$823	\$854	\$889	\$924	\$961	\$1000	\$1040	\$1081	\$1125	\$1169	\$1382



6207-H8
6207-H10 Swivel Chair with High Kit - Fully Upholstered Seat COM Yardage: 0.75 Yard

COM	GR1	GR2	GR3	GR4	GR5	GR6	GR7	GR8	GR9	GR10	LEA
\$932	\$996	\$1037	\$1078	\$1121	\$1165	\$1213	\$1260	\$1311	\$1363	\$1417	\$1677

OPTIONS

Add upcharge to list price and code to model number

FR	CAL 133 (TB 133) Fire Retardant per yard.	\$101	/yd.
MBC	Moisture Barrier Chair	\$72	ea.

GC	Black Glides for 5 star base	\$32	
----	------------------------------	------	--

WEBBY SERIES

The Webby Series multipurpose stacking chairs feature a nylon plastic shell which has natural built-in flex motion. These high comfort chairs are available in three versions: one-piece shell; one-piece shell with upholstered insert on seat; and one-piece shell with upholstered insert on seat and back. In addition, the Webby Series is versatile with many frames and options.



Rib design on back provides strength and design aesthetics.



ORDERING INFORMATION

To Order Please Specify:

- 1) Series Name
- 2) Model Number
- 3) Quantity
- 4) Nylon Shell Color

WEBBY GENERAL SPECIFICATIONS

Shell

- Single-piece contoured shell made of 100% Nylon Plastic with natural built-in flex motion.
- Shell is flame retardant with 4 nylon shell color choices.

Upholstery

- Seat and back inserts are applied over molded plastic and attached to nylon shell with metal T-nuts.
- Seat and Back inserts can be upholstered with choice of fabric, vinyl, crypton, leather or approved COM.

Frame

- Models 333 / 334 / 349 are .875" diameter, 14 gauge steel tubing.
- Bar Stools have a welded footrest with matching frame finish.
- Sled Base is 0.75" diameter, 14 gauge continuous steel tubing.

Glides

- Factory installed self leveling steel glides.
- Sled base - factory installed clear nylon glides.

Stacking

- All Webby stacking chairs will stack 4 high on the floor, up to 6 chairs on a dolly.

COLORS / FINISHES

Nylon Shell Colors:

- White
- Navy Blue
- Ivory
- Charcoal
- Apple Green

Frame Finish Colors:

- Standard powder coat colors.
- Optional polished chrome available with upcharge **(4-Leg Only)**

OPTIONS

- CODE: FR - CAL 133 (TB 133) Fire Retardant
- CODE: MBC - Moisture Barrier Chair
- CODE: 2FO/C - Two Fabric Option (Seat and Back Insert)
- CODE: SH - Specialty Height (any custom height)
- CODE: CAS2 - 2" Black Casters (not available on chrome frame)
- CODE: TA - Fixed Tablet Arm - Exposed Plywood Edge (Sled Base)*
- CODE: CH - Counter Height (24" seat height), Specialty Height
- CODE: JB - Jury Base - includes Swivel

* TA Fixed tablet arm option not available in polished chrome

CHAIRS	WEIGHT LIMIT
Metal Legs	350 lbs.

DIMENSIONS	Chair
Seat Width:	18"
Seat Depth:	17"
Seat Height:	18"
Back Height:	31"
Overall Width:	22.5"
Overall Depth:	21"
Qty./Wt. per carton:	3 ea./56 lbs.



4-LEG STACKER WITH
#196 DOLLY



4-LEG STACKER WITH
CASTERS

MODEL / DESCRIPTION / LIST PRICING



333 4-Leg Stacking Chair



Chair
\$364



333/SI 4-Leg Stacking Chair with Upholstered Seat Insert

COM Yardage: 0.75 Yard

COM	GR1	GR2	GR3	GR4	GR5	GR6	GR7	GR8	GR9	GR10	LEA
\$466	\$498	\$518	\$539	\$561	\$582	\$606	\$630	\$655	\$681	\$709	\$838



333/S 4-Leg Stacking Chair with Upholstered Inserts on Seat & Back

COM Yardage (Two Color): Seat: 0.75 Yard / Back: 0.5 Yard

COM Yardage (One Color): 0.75 Yard

COM	GR1	GR2	GR3	GR4	GR5	GR6	GR7	GR8	GR9	GR10	LEA
\$567	\$607	\$630	\$656	\$683	\$710	\$737	\$768	\$798	\$830	\$863	\$1021

OPTIONS

Add upcharge to list price and code to model number

FR	CAL 133 (TB 133) Fire Retardant - per yard.	\$101	/yd.
MBC	Moisture Barrier Chair	\$72	ea.
PC	Polished Chrome frame finish - Chair.	\$42	
CAS2	2" Black Casters	\$24	ea.

2FO/C	Two Fabric Option	\$55	
JB	Jury Base - Includes Swivel	\$438	

DIMENSIONS	Sled Base
Seat Width:	18"
Seat Depth:	17"
Seat Height:	18"
Back Height:	31"
Overall Width:	22.5"
Overall Depth:	18"
Qty./Wt. per carton:	3 ea./52 lbs.



MODEL / DESCRIPTION / LIST PRICING



330 Sled Base Stacking Chair

Chair
\$437



330/SI Sled Base Stacking Chair with Upholstered Seat Insert

COM Yardage: 0.75 Yard

COM	GR1	GR2	GR3	GR4	GR5	GR6	GR7	GR8	GR9	GR10	LEA
\$539	\$576	\$600	\$624	\$649	\$674	\$701	\$729	\$758	\$789	\$821	\$969



330/S Sled Base Stacking Chair with Upholstered Inserts on Seat & Back

COM Yardage (Two Color): Seat: 0.75 Yard / Back: 0.5 Yard

COM Yardage (One Color): 0.75 Yard

COM	GR1	GR2	GR3	GR4	GR5	GR6	GR7	GR8	GR9	GR10	LEA
\$641	\$685	\$712	\$741	\$770	\$801	\$834	\$866	\$901	\$938	\$974	\$1152

OPTIONS

Add upcharge to list price and code to model number

FR	CAL 133 (TB 133) Fire Retardant - per yard.	\$101	/yd.
MBC	Moisture Barrier Chair	\$72	ea.

2FO/C	Two Fabric Option	\$55	
TA	Fixed Tablet Arm - Sled Base*	\$332	

* FA Fixed tablet arm option not available in polished chrome.

DIMENSIONS	Bar Stool	Counter Stool
Seat Width:	18"	18"
Seat Depth:	17"	17"
Seat Height:	30"	24"
Back Height:	45"	39"
Overall Width:	22.5"	22.5"
Overall Depth:	24"	24"
Qty./Wt. per carton:	3 ea./70 lbs.	3 ea./70 lbs.



STACKING
BAR STOOL

MODEL / DESCRIPTION / LIST PRICING



349 Stacking Bar Stool - Nylon Shell



Stool
\$590



349/SI Stacking Bar Stool with Upholstered Seat Insert

COM Yardage: 0.75 Yard

COM	GR1	GR2	GR3	GR4	GR5	GR6	GR7	GR8	GR9	GR10	LEA
\$693	\$742	\$771	\$801	\$835	\$867	\$902	\$939	\$977	\$1014	\$1055	\$1247



349/S Stacking Bar Stool with Upholstered Inserts on Seat & Back

COM Yardage (Two Color): Seat: 0.75 Yard / Back: 0.5 Yard

COM Yardage (One Color): 0.75 Yard

COM	GR1	GR2	GR3	GR4	GR5	GR6	GR7	GR8	GR9	GR10	LEA
\$784	\$838	\$873	\$906	\$943	\$981	\$1020	\$1061	\$1104	\$1148	\$1193	\$1410

OPTIONS

Add upcharge to list price and code to model number

FR	CAL 133 (TB 133) Fire Retardant - per yard.	\$101	/yd.
MBC	Moisture Barrier Chair	\$72	ea.
PC	Polished Chrome frame finish - Bar Stool.	\$65	

2FO/C	Two Fabric Option	\$55	
CH	Counter Height (24" seat height)	\$32	
SH	Specialty Height (any custom height)	\$32	

WEBBY SWIVEL SERIES

The Webby series swivel chairs with nylon shell are available armless or with elliptical arms. Upholstered seat insert and upholstered inserts on seat and back are available. High chair kit available in two height extensions.



SWIVEL CHAIR

ORDERING INFORMATION

To Order Please Specify:

- | | |
|----------------------|--------------------------|
| 1) Series Name | 5) Epoxy Color |
| 2) Model Number | 6) Fabric Grade & Number |
| 3) Quantity | 7) Optional Items |
| 4) Nylon Shell Color | 8) Powdercoat Arm Color |

WEBBY TASK GENERAL SPECIFICATIONS

Shell

Webby has a single-piece contoured shell made of 100% nylon with natural built-in flex motion. Shell is flame retardant. Choose from 6 nylon shell color choices.

Upholstery

Upholstered seat and back inserts are applied over molded plastic and attached to nylon shell with metal T-nuts. Seat and Back can be upholstered with choice of fabric, vinyl, crypton, leather or approved COM.

Features

Swivel chairs have a gas cylinder with pneumatic height adjustment. Swivel chairs are standard with a five-star impact resistant plastic base and dual wheel casters.

Five Star

Five-star bases have gas cylinders with pneumatic height adjustment. Impact resistant plastic base in black or optional chrome base. High chair kit consists of 8" or 10" extended piston with adjustable chrome foot ring. Standard dual wheel casters or optional glides in black high impact plastic.

Chair Controls

- Swivel
- Pneumatic height adjustment
- Backward tilt - free float

COLORS / FINISHES

Nylon Shell Colors:

- | | |
|-------------|---------------|
| • White | • Charcoal |
| • Navy Blue | • Apple Green |
| • Ivory | |

OPTIONS

- CODE: FR - CAL 133 (TB 133) Fire Retardant
- CODE: MBC - Moisture Barrier Chair
- CODE: PCS - Polished Chrome Aluminum Base and Casters
- CODE: GC - Black Glides for 5 star base
- CODE: HK - High Chair Kit - Specify 8" or 10" piston
- CODE: BCS - Black Aluminum Swivel Base and Casters
- CODE: 2FO/C - Two Fabric Option



Glides
Detail



SWIVEL TASK CHAIR
WITH OPTIONAL HIGH KIT

DIMENSIONS	Task Chair	8" Piston High Kit	10" Piston High Kit
Seat Width:	18"	18"	18"
Seat Depth:	17"	17"	17"
Seat Height:	14.5-24"	22.5-30"	25-35"
Back Height:	31-36"	34-40"	38-47"
Overall Width:	24"	24"	24"
Overall Depth:	24"	24"	24"
Qty./Wt. per carton:	1 ea./25 lbs.	1 ea./25 lbs.	1 ea./25 lbs.

MODEL / DESCRIPTION / LIST PRICING



340 Swivel Task Chair

NYLON
\$642



340/SI Swivel Task Chair - Upholstered Seat Insert

COM Yardage: 0.75 Yard

COM	GR1	GR2	GR3	GR4	GR5	GR6	GR7	GR8	GR9	GR10	LEA
\$737	\$790	\$821	\$854	\$888	\$923	\$961	\$999	\$1038	\$1079	\$1124	\$1327



340/S Swivel Task Chair - Upholstered Inserts on Seat & Back

COM Yardage (One Color): 0.75 Yard

COM Yardage (Two Color): Seat: 0.75 Yard / Back: 0.5 Yard

COM	GR1	GR2	GR3	GR4	GR5	GR6	GR7	GR8	GR9	GR10	LEA
\$837	\$895	\$931	\$968	\$1007	\$1047	\$1089	\$1132	\$1178	\$1225	\$1274	\$1507

OPTIONS

Add upcharge to list price and code to model number

FR	CAL 133 (TB 133) Fire Retardant - per yard	\$101	/yd.
MBC	Moisture Barrier Chair	\$72	ea.
PCS	Polished Chrome Aluminum Base and Casters	\$101	
GC	Black Glides for 5 star base	\$32	

HK	High Chair Kit - Specify 8" or 10" piston	\$118	
BCS	Black Aluminum Swivel Base and Casters	\$68	
2FO/C	Two Fabric Option	\$55	



WESTLAKE TABLE OF CONTENTS

Westlake Specifications & Options.....	2
Westlake Guest Pricing	4
Westlake Multiple Seat Pricing.....	6
Westlake Occasional Table Specifications	8
Westlake Occasional Table Pricing.....	9
Westlake Online Table Pricing	11
Westlake Configurations.....	13



WESTLAKE COLECTION

The Westlake collection consists of multiple seating and tables, and offers both metal and wood frames with straight legs. Looks great for the Healthcare market, and available in a variety of seating configurations with corner tables and add-on units.



WESTLAKE METAL

WESTLAKE WOOD

ORDERING INFORMATION

To Order Please Specify:

- 1) Series Name
- 2) Model Number
- 3) Quantity
- 4) Powder Coat Color
- 5) Wood Stain Color
- 6) Poly Arm Cap, Black or Charcoal
- 7) Wood Armcap Color
- 8) Fabric Grade & Number
- 9) Optional Items

COLORS / FINISHES

Metal Finish Colors:

Standard powder coat colors available.

Wood Stain Finish Colors:

All transparent wood stain colors available.

Arm Caps:

Unit comes standard as shown below:

WESTLAKE LOUNGE GENERAL SPECIFICATIONS

Metal Frame Construction

- 1-1/4" round steel tubing, welded to steel apron.
- Built-in wall saver design.

Wood Frame Construction

- All hardwood with tongue & groove with Wallsaver design

Back

- Tongue & groove hardwood construction
- High-resiliency foam wrapped over frame

Seat

- Large webbing stretched over hardwood frame
- High resiliency foam applied and bonded

Underseat

Metal - Steel welded frame, welded to legs and metal apron.

Wood - Steel welded frame with machine screws attached to wood

Upholstery

High resiliency foam is being used. ERG uses only water based glues and adhesives in our upholstery process. Seat is covered in choice of fabric, vinyl, crypton, leather or COM.

Glides

Metal - Adjustable glides installed

Wood - Nylon Tap-on

**Standard Polyurethane Arm Caps
(Metal Frame Only)**



BLACK POLY ARM CAP



CHARCOAL POLY ARM CAP

**Standard Arm Caps
(Wood Frame Only)**



WOOD ARM

MULTIPLE SEATING

METAL CHAIRS	WEIGHT LIMIT
Per Seat	500 lbs.
Bariatric	750 lbs.
WOOD CHAIRS	WEIGHT LIMIT
Per Seat	350 lbs.
Bariatric	500 lbs.

LOUNGE

SOFT SEATING	WEIGHT LIMIT
1 Seat	500 lbs.
2 Seat	1000 lbs.
3 Seat	1500 lbs.

OPTIONS

METAL FRAME

- CODE: FR - CAL 133 (TB 133) Fire Retardant
- CODE: MB - Moisture Barrier (up to 60" overall width)
- CODE: MB60 - Moisture Barrier (over 60" overall width)
- CODE: 2FO/C - Two Fabric Option (per seat)
- CODE: WAC - Arm Caps, Solid Wood

WOOD FRAME

- CODE: FR - CAL 133 (TB 133) Fire Retardant
- CODE: MB - Moisture Barrier (up to 60" overall width)
- CODE: MB60 - Moisture Barrier (over 60" overall width)
- CODE: 2FO/C - Two Fabric Option (per seat)
- CODE: PAC - Poly Arm Caps, Black or Charcoal
- CODE: AG - Adjustable Glides (pair)

METAL FRAME



OPTIONAL WOOD
ARM CAPS

WOOD FRAME



OPTIONAL CHARCOAL
POLY ARM CAPS



OPTIONAL BLACK
POLY ARM CAPS

OPTIONAL TWO FABRIC UPHOLSTERY



CHAIR FEATURES

METAL



WOOD



• **SLIM PROFILE BACK**
Slim profile back fits in tighter areas, ideal for waiting rooms

• **WELDED STEEL CONSTRUCTION**
Features a fully welded steel substructure for the ultimate in seating strength

• **WALL SAVER DESIGN**
Wall saver design helps protect walls & upholstery

DIMENSIONS	Bariatric Chair	Patient Chair	Hip Chair
Seat Width:	30"	19.5"	19.5"
Seat Depth:	18.5"	18.5"	18.5"
Seat Height:	18"	18"	24"
Back Height:	33"	43"	38"
Arm Height:	25.5"	25.5"	31"
Overall Width:	33.5"	23"	23"
Overall Depth:	25"	25"	25"
Qty./Wt. per carton:	1 ea./53 lbs.	1 ea./ 95 lbs	1 ea./ 95 lbs



PATIENT BACK CHAIR



HIP CHAIR

MODEL / DESCRIPTION / LIST PRICING



7812 Patient Back Chair

COM Yardage: Seat 1 Yd. / Back 1.75 Yds.

COM	GR1	GR2	GR3	GR4	GR5	GR6	GR7	GR8	GR9	GR10	LEA
\$1329	\$1422	\$1478	\$1538	\$1599	\$1664	\$1729	\$1799	\$1872	\$1945	\$2024	\$2392



7815 Bariatric

COM Yardage: Seat 1.5 Yd. / Back 1.5 Yd.

COM	GR1	GR2	GR3	GR4	GR5	GR6	GR7	GR8	GR9	GR10	LEA
\$1510	\$1615	\$1679	\$1748	\$1817	\$1889	\$1966	\$2043	\$2126	\$2209	\$2298	\$2717



7818 Hip Chair

COM Yardage: Seat 1 Yd. / Back 1.25 Yd.

COM	GR1	GR2	GR3	GR4	GR5	GR6	GR7	GR8	GR9	GR10	LEA
\$1801	\$1927	\$2004	\$2084	\$2168	\$2253	\$2344	\$2439	\$2536	\$2637	\$2743	\$3241

OPTIONS

Add upcharge to list price and code to model number

FR	CAL 133 (TB 133) Fire Retardant per yard	\$101	/yd.
MB	Moisture Barrier (up to 60" overall width)	\$141	ea.

2FO/C	2 Fabric Option	\$55	per seat
WAC	Arm Caps, Solid Wood	\$90	ea.

DIMENSIONS	Patient Back Chair	Bariatric
Seat Width:	19.5"	30"
Seat Depth:	18.5"	18.5"
Seat Height:	18"	18"
Back Height:	43"	33"
Arm Height:	25"	25.5"
Overall Width:	23"	33.5"
Overall Depth:	25"	24.5"
Qty./Wt. per carton:	1 ea./ 50 lbs	1 ea./ 44 lbs



PATIENT BACK



BARIATRIC

MODEL / DESCRIPTION / LIST PRICING



7204 Patient Back Chair

COM Yardage: Seat 1 Yd. / Back 1.75 Yds.

COM	GR1	GR2	GR3	GR4	GR5	GR6	GR7	GR8	GR9	GR10	LEA
\$1253	\$1340	\$1395	\$1450	\$1509	\$1568	\$1632	\$1697	\$1765	\$1835	\$1908	\$2255



7215 Bariatric / Open Arms

COM Yardage: Seat 1.5 Yd. / Back 1.5 Yd.

COM	GR1	GR2	GR3	GR4	GR5	GR6	GR7	GR8	GR9	GR10	LEA
\$1362	\$1458	\$1516	\$1576	\$1640	\$1705	\$1774	\$1843	\$1918	\$1994	\$2075	\$2452

OPTIONS

Add upcharge to list price and code to model number

FR	CAL 133 (TB 133) Fire Retardant per yard	\$101	/yd.
MB	Moisture Barrier (up to 60" overall width)	\$141	ea.
AG	Adjustable Glide	\$21	/pair

2FO/C	2 Fabric Option	\$55	per seat
PAC	Poly Arm Caps, Black or Charcoal	\$54	ea.

DIMENSIONS	Arm Chair	Two-Seat Lounge	Two-Seat Center Arm	Three-Seat Lounge
Seat Width:	19.5"	39"	19.5" x 2	19.5" x 3
Seat Depth:	18.5"	18.5"	18.5"	18.5"
Seat Height:	18"	18"	18"	18"
Back Height:	33"	33"	33"	33"
Arm Height:	25.5"	25.5"	25.5"	25.5"
Overall Width:	23"	42.5"	44"	65.5"
Overall Depth:	25.5"	25.5"	25.5"	25.5"
Qty./Wt. per carton:	1 ea./42 lbs.	1 ea./68 lbs.	1 ea./73 lbs.	1 ea./110 lbs.



THREE SEAT ARM CHAIR

MODEL / DESCRIPTION / LIST PRICING



7800 Arm Chair

COM Yardage: Seat 1 Yd. / Back 1.25 Yd.

COM	GR1	GR2	GR3	GR4	GR5	GR6	GR7	GR8	GR9	GR10	LEA
\$1068	\$1142	\$1187	\$1235	\$1285	\$1336	\$1389	\$1445	\$1502	\$1563	\$1626	\$1921



7800-A Add-On Seat - R/L (When Sitting)

COM Yardage: Seat 1 Yd. / Back 1 Yd.

COM	GR1	GR2	GR3	GR4	GR5	GR6	GR7	GR8	GR9	GR10	LEA
\$915	\$940	\$978	\$1018	\$1058	\$1100	\$1144	\$1189	\$1237	\$1287	\$1338	\$1582



7805 Two Seat Lounge

COM Yardage: Seat 1.5 Yds. / Back 2 Yds.

COM	GR1	GR2	GR3	GR4	GR5	GR6	GR7	GR8	GR9	GR10	LEA
\$1903	\$2037	\$2119	\$2202	\$2291	\$2383	\$2479	\$2577	\$2681	\$2788	\$2899	\$3426



7807 Two-Seat Lounge / Center Arm

COM Yardage: Seat 1.5 Yds. / Back 2 Yds.

COM	GR1	GR2	GR3	GR4	GR5	GR6	GR7	GR8	GR9	GR10	LEA
\$2032	\$2175	\$2260	\$2352	\$2446	\$2544	\$2646	\$2751	\$2861	\$2975	\$3096	\$3658



7810 Three-Seat Lounge / Center Arms

COM Yardage: Seat 2.5 Yds. / Back 2.5 Yds.

COM	GR1	GR2	GR3	GR4	GR5	GR6	GR7	GR8	GR9	GR10	LEA
\$2774	\$2969	\$3088	\$3212	\$3339	\$3474	\$3613	\$3757	\$3908	\$4065	\$4226	\$4995

OPTIONS

Add upcharge to list price and code to model number

FR	CAL 133 (TB 133) Fire Retardant per yard	\$101	/yd.
MB	Moisture Barrier (up to 60" overall width)	\$141	ea.
MB60	Moisture Barrier (over 60" overall width)	\$225	ea.

2FO/C	2 Fabric Option	\$55	per seat
WAC	Arm Caps, Solid Wood	\$90	ea.

DIMENSIONS	Arm Chair / Open Arms	Two-Seat Lounge	Two-Seat Lounge Center Arm	Three-Seat Lounge / Center Arm
Seat Width:	19.5"	39"	39"	55"
Seat Depth:	18.5"	18.5"	18.5"	18.5"
Seat Height:	18"	18"	18"	18"
Back Height:	33"	33"	33"	33"
Arm Height:	25"	25.5"	25.5"	25.5"
Overall Width:	23"	44.25"	44.25"	65.5"
Overall Depth:	25"	24.5"	24.5"	24.5"
Qty./Wt. per carton:	1 ea./38 lbs.	1 ea./ 58 lbs	1 ea./ 58 lbs	1 ea./ 95 lbs



TWO SEAT CHAIR

MODEL / DESCRIPTION / LIST PRICING



7200 Arm Chair

COM Yardage: Seat 1 Yd. / Back 1.25 Yd.

COM	GR1	GR2	GR3	GR4	GR5	GR6	GR7	GR8	GR9	GR10	LEA
\$1028	\$1100	\$1144	\$1189	\$1237	\$1287	\$1338	\$1391	\$1447	\$1505	\$1565	\$1850



7200-A Add-On Arm Chair - R/L (When Sitting)

COM Yardage: Seat 1 Yd. / Back 1.25 Yds.

COM	GR1	GR2	GR3	GR4	GR5	GR6	GR7	GR8	GR9	GR10	LEA
\$867	\$928	\$966	\$1004	\$1043	\$1085	\$1129	\$1174	\$1220	\$1269	\$1320	\$1561



7202 Two Seat Lounge

COM Yardage: Seat 1.5 Yds. / Back 2 Yds.

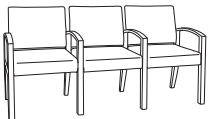
COM	GR1	GR2	GR3	GR4	GR5	GR6	GR7	GR8	GR9	GR10	LEA
\$1801	\$1927	\$2004	\$2084	\$2168	\$2253	\$2344	\$2439	\$2536	\$2637	\$2743	\$3241



7205 Two-Seat Lounge / Center Arm

COM Yardage: Seat 1.5 Yds. / Back 2 Yds.

COM	GR1	GR2	GR3	GR4	GR5	GR6	GR7	GR8	GR9	GR10	LEA
\$1962	\$2099	\$2183	\$2271	\$2360	\$2455	\$2554	\$2656	\$2762	\$2872	\$2987	\$3531



7210 Three-Seat Lounge / Center Arms

COM Yardage: Seat 2.5 Yds. / Back 2.5 Yds.

COM	GR1	GR2	GR3	GR4	GR5	GR6	GR7	GR8	GR9	GR10	LEA
\$2673	\$2861	\$2975	\$3096	\$3218	\$3347	\$3480	\$3620	\$3765	\$3915	\$4072	\$4813

OPTIONS

Add upcharge to list price and code to model number

FR	CAL 133 (TB 133) Fire Retardant per yard	\$101	/yd.
MB	Moisture Barrier (up to 60" overall width)	\$141	ea.
MB60	Moisture Barrier (over 60" overall width)	\$225	ea.

AG	Adjustable Glide	\$21	/pair
2FO/C	2 Fabric Option	\$55	per seat
PAC	Poly Arm Caps, Black or Charcoal	\$54	ea.



WESTLAKE OCCASIONAL TABLES

Westlake occasional table is built with your choice of laminate, wood veneer or solid surface top on a welded 1.25" diameter steel tube frame and straight solid wood legs.

METAL



METAL
MIDDLE ON-LINE TABLE



METAL
QUARTER ROUND ON-LINE TABLE



METAL FRAME
COFFEE TABLE 42" or 60"

WOOD



WOOD
END (L or R) ON-LINE TABLE
NOTE: THIS TABLE HAS ONE
CURVED WOOD LEG



WOOD
QUARTER ROUND ON-LINE TABLE



WOOD FRAME
COFFEE TABLE 42" or 60"

ORDERING INFORMATION

- | | |
|--------------------------------|------------------------------------|
| 1) Series Name | 6) Optional Items |
| 2) Model Number | 4) Select Table Top Material |
| 3) Quantity | 5) Edge Style Selection and Color |
| 4) Frame Finish | 6) Finish color for Legs and Apron |
| 5) Laminate / Veneer Selection | |

SPECIFICATIONS

Table

Table top is CARB Phase I & Phase II Compliant. Laminate, wood veneer and phenolic backing are glued with water based adhesives. Table Top is 0.75" thick.

Table Tops

ERG offers over 1000 standard laminate choices from Nevamar, Wilsonart, Formica and Pionite. Wood veneer in transparent stain colors and custom stain matching are also available. Solid Surface, 3Form Chroma and stone table tops will be quoted upon request.

Metal Frame

The Westlake Metal features a welded 1.25" diameter steel tube frame. Frames are sandblasted prior to final powder coating in your choice of standard powder coat colors.

Wood Frame

The Westlake Wood features solid wood legs in your choice of standard wood stain colors. The apron is available in stain matched wood. Frame and Legs are constructed of Beech, available in standard transparent wood stain colors. 2" wood apron only on round and square tables.

Glides

- Metal** - Adjustable glides installed
- Wood** - Nylon Tap-on

WESTLAKE TABLE GENERAL SPECIFICATIONS

Table Tops

Laminate or solid surface table tops are .75" overall thickness. Acrylic table tops are 1" overall thickness. ERG offers over 1000 standard laminate choices from Nevamar, Wilsonart, Formica and Pionite. Wood veneer may be stained in transparent wood stain colors. Solid Surface top tables quoted upon request.



METAL WOOD

LEGS



30" ROUND TABLE / STRAIGHT LEGS



COFFEE TABLE / STRAIGHT LEGS

MODEL / DESCRIPTION / LIST PRICING

	Model Number	Model Description	Table Top Size	Table Height	Table Top Shape	Shipping Weight	LAMINATE EDGE 2B OR 3A	WOOD VENEER EDGE 8G
	WM24D	Occasional	24" dia	17"	round	30 lbs	\$1459	\$1653
	WM24DT	Occasional	24" dia	22"	round	40 lbs	\$1530	\$1734
	WM30D	Occasional	30" dia	17"	round	35 lbs	\$1586	\$1713
	WM36D	Occasional	36" dia	17"	round	50 lbs	\$1713	\$1841
	WM20S	Occasional	20" x 20"	17"	square	35 lbs	\$1325	\$1456
	WM20ST		20" x 20"	22"	square	40 lbs	\$1392	\$1586
	WM24S	Occasional	24" x 24"	17"	square	35 lbs	\$1452	\$1509
	WM24ST		24" x 24"	22"	square	40 lbs	\$1497	\$1560
	WM2042	Occasional	20" x 42"	17"	rectangle	70 lbs	\$1816	\$1857
	WM2060	Occasional	20" x 60"	17"	rectangle	80 lbs	\$1942	\$1986



ROUND END TABLE



SQUARE END TABLE



COFFEE TABLE TAPERED TOP

MODEL / DESCRIPTION / LIST PRICING

	Model Number	Model Description	Table Top Size	Table Height	Table Top Shape	Shipping Weight	LAMINATE EDGE 2B OR 3A	WOOD VENEER EDGE 8G
	WW24DW	Occasional	24" dia	17"	round	30 lbs	\$1268	\$1396
	WW24DTW	Occasional	24" dia	22"	round	40 lbs	\$1331	\$1603
	WW30DW	Occasional	30" dia	17"	round	35 lbs	\$1354	\$1772
	WW30DTW	Occasional	30" dia	22"	round	40 lbs	\$1541	\$1562
	WW36DW	Occasional	36" dia	17"	round	50 lbs	\$1572	\$1729
	WW20SW	Wood Apron	20" x 20"	17"	square	30 lbs	\$1211	\$1332
	WW20STW	Wood Apron	20" x 20"	22"	square	35 lbs	\$1271	\$1399
	WW24SW	Wood Apron	24" x 24"	17"	square	35 lbs	\$1325	\$1456
	WW24STW	Wood Apron	24" x 24"	22"	square	40 lbs	\$1392	\$1530
	WW2042W	Wood Apron	20" x 42"	17"	coffee table	70 lbs	\$1857	\$2044
	WW2060W	Wood Apron	20" x 60"	17"	coffee table	80 lbs	\$2012	\$2280

WESTLAKE METAL COLLECTION
METAL FRAME • ONLINE TABLES

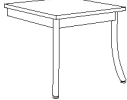




ADD-ON TABLE



ON-LINE QUARTER ROUND TABLE

MODEL / DESCRIPTION / LIST PRICING

	Model Number	Model Description	Table Top Size	Table Height	Table Top Shape	Shipping Weight	LAMINATE EDGE 2B OR 3A	WOOD VENEER EDGE 8G
	WMO18S	Online Table	18" x 18"	15.5"	square	35 lbs	\$862	\$948
	WMO2018	Online Table	20" x 18"	15.5"	square	35 lbs	\$709	\$781
	WMO23Q	Online Table	23" x 23"	15.5"	quarter round	45 lbs	\$854	\$940






END (L or R) ON-LINE TABLE

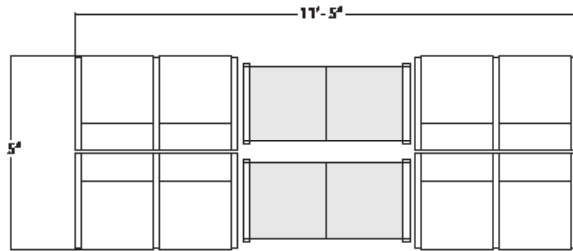
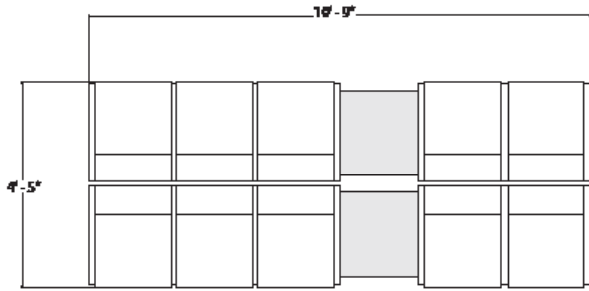
NOTE: THIS TABLE HAS ONE CURVED WOOD LEG



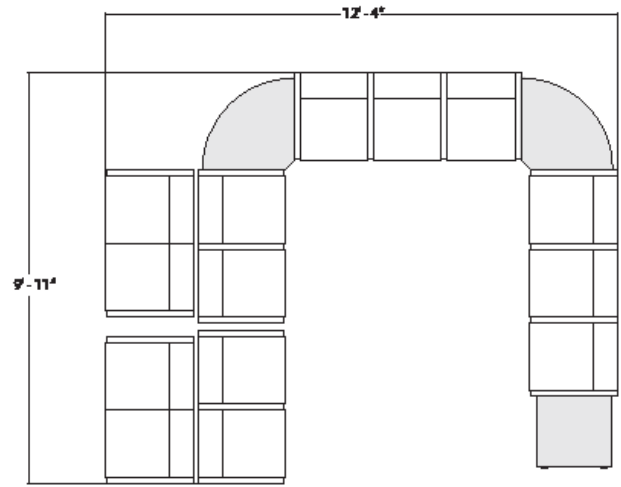
QUARTER ROUND ON-LINE TABLE

MODEL / DESCRIPTION / LIST PRICING

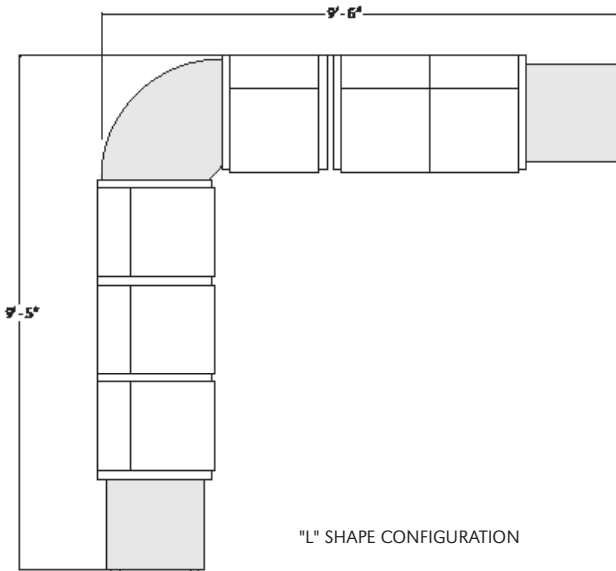
	Model Number	Model Description	Table Top Size	Table Height	Table Top Shape	Shipping Weight	LAMINATE EDGE 2B OR 3A	WOOD VENEER EDGE 8G
	WWC20TSW	Online Table	20" x 20"	15.5"	tapered square	35 lbs	\$828	\$912
	WW2220TSW	Online Table	22" x 20"	15.5"	tapered square	35 lbs	\$683	\$750
	WW26QW	Online Table	26.5" x 26.5"	15.5"	quarter round	45 lbs	\$822	\$905



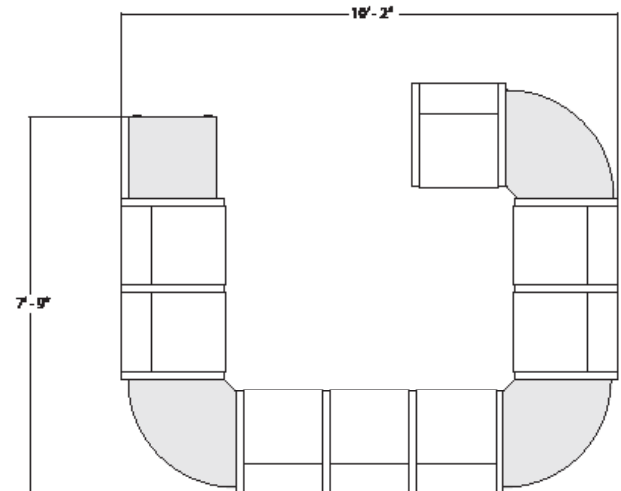
BACK-TO-BACK CONFIGURATION



"U" SHAPE CONFIGURATION



"L" SHAPE CONFIGURATION



"U" SHAPE CONFIGURATION 2

CAD Design and Engineering services per your specifications are available to customers requesting this service.
Please provide exact room dimensions, desired configuration and seating requirements
and email your orders to orders@erginternational.com
or call ERG Customer Service: toll free: 1-800-446-1186



WOBURN COLLECTION

Woburn offers stylish upholstered guest seating and is an environmentally preferred product. Available in single and multiple seating configurations, as well as add-on units.



WOBURN ADD-ON CHAIR



WOBURN THREE-SEAT LOUNGE

ORDERING INFORMATION

To Order Please Specify:

- 1) Series Name
- 2) Model Number
- 3) Quantity
- 4) Wood Stain Finish Color
- 5) Fabric Grade & Number
- 6) Optional Items

WOBURN LOUNGE GENERAL SPECIFICATIONS

Frame Construction

The frame is made of 100% solid hardwood with tongue & groove construction, stapled and reinforced with welded steel frame seating support. Wall-saver design is built-in to protect walls.

Upholstery

Seat is made with large expandable webbing sheet that is fully wrapped in 2" high resiliency block foam and top is covered in special bonded polyester Dacron fiber to protect the final upholstery. For upholstery options choose from fabric, vinyl, crypton, leather or approved COM.

Back is 100% hardwood frame again fully wrapped in 2" high resiliency block foam and top is covered in special bonded polyester Dacron fiber to protect the final upholstery. ERG uses only water based glues and adhesives in our upholstery process.

Glides

All frames come with factory installed self leveling steel glides.

COLORS / FINISHES

Wood Stain Finish Colors:

All transparent wood stain colors available.

OPTIONS

- CODE: FR - CAL 133 (TB 133) Fire Retardant
- CODE: MB - Moisture Barrier (up to 60" overall width)
- CODE: MB60 - Moisture Barrier (overall 60" overall width)
- CODE: 2FO/C - Two Fabric Option (per seat)
- CODE: PAC - Poly Arm Caps, Black or Charcoal

MULTIPLE SEATING

WOOD CHAIRS	WEIGHT LIMIT
Per Seat	350 lbs.
Bariatric	500 lbs.

LOUNGE

SOFT SEATING	WEIGHT LIMIT
1 Seat	500 lbs.
2 Seat	1000 lbs.
3 Seat	1500 lbs.

• WALL SAVER DESIGN
Wall saver design helps protect walls.

• SLIM PROFILE BACK
Slim profile back fits in tighter areas, ideal for waiting rooms...

• WELDED STEEL CONSTRUCTION
Features a fully welded steel substructure for the ultimate in seating strength.



DIMENSIONS	Arm Chair	Bariatric Chair	Two-Seat Lounge	Three-Seat Lounge	Add-on Chair	Add-on Bariatric Chair
Seat Width:	19.5"	30"	19.5"	19.5"	19.5"	30"
Seat Depth:	18.25"	18.25"	18.25"	18.25"	18.25"	18.25"
Seat Height:	18.5"	18.5"	18.5"	18.5"	18.5"	18.5"
Back Height:	33"	33"	33"	33"	33"	33"
Arm Height:	23.75"	23.75"	23.75"	23.75"	23.75"	23.75"
Overall Width:	23"	33.5"	44.25"	66"	23"	31.75"
Overall Depth:	25"	25"	25"	25"	25"	25"
Qty./Wt. per carton:	1 ea./ 38 lbs	1 ea./ 44 lbs	1 ea./ 58 lbs	1 ea./ 95 lbs	1 ea./ 30 lbs	1 ea./ 40 lbs



WOBURN BARIATRIC

MODEL / DESCRIPTION / LIST PRICING



7100 Arm Chair

COM Yardage: Seat 1 Yd / Back 1.25 Yd.


COM	GR1	GR2	GR3	GR4	GR5	GR6	GR7	GR8	GR9	GR10	LEA
\$947	\$1012	\$1053	\$1094	\$1138	\$1184	\$1231	\$1281	\$1332	\$1385	\$1441	\$1702



7105 Two-Seat Lounge

COM Yardage: Seat 1.5 Yds. / Back 2 Yds.

COM	GR1	GR2	GR3	GR4	GR5	GR6	GR7	GR8	GR9	GR10	LEA
\$1702	\$1821	\$1894	\$1970	\$2049	\$2130	\$2215	\$2305	\$2397	\$2493	\$2593	\$3064



7110 Three-Seat Lounge

COM Yardage: Seat 2.5 Yds. / Back 2.5 Yds.

COM	GR1	GR2	GR3	GR4	GR5	GR6	GR7	GR8	GR9	GR10	LEA
\$2458	\$2631	\$2736	\$2845	\$2960	\$3077	\$3201	\$3328	\$3462	\$3600	\$3744	\$4425



7115 Bariatric Chair

COM Yardage: Seat 1.5 Yd. / Back 1.5 Yd.

COM	GR1	GR2	GR3	GR4	GR5	GR6	GR7	GR8	GR9	GR10	LEA
\$1251	\$1337	\$1392	\$1447	\$1506	\$1566	\$1628	\$1693	\$1762	\$1831	\$1904	\$2251



7120 Add-on Arm Chair

COM Yardage: Seat 1 Yd. / Back 1.25 Yd.

COM	GR1	GR2	GR3	GR4	GR5	GR6	GR7	GR8	GR9	GR10	LEA
\$818	\$876	\$911	\$948	\$985	\$1024	\$1065	\$1108	\$1152	\$1199	\$1246	\$1473



7125 Add-on Bariatric Chair

COM Yardage: Seat 1.5 Yd. / Back 1.5 Yd.

COM	GR1	GR2	GR3	GR4	GR5	GR6	GR7	GR8	GR9	GR10	LEA
\$1099	\$1175	\$1223	\$1272	\$1322	\$1375	\$1431	\$1487	\$1547	\$1609	\$1673	\$1978

OPTIONS

Add upcharge to list price and code to model number

FR	CAL 133 (TB 133) Fire Retardant per yard	\$101	/yd.
MB	Moisture Barrier (up to 60" overall width)	\$141	ea.
MB60	Moisture Barrier (over 60" overall width)	\$225	ea.

2FO/C	2 Fabric Option	\$55	per seat
PAC	Poly Arm Caps, Black or Charcoal	\$54	ea.