




SLAM OCCASIONAL TABLE

Slam Occasional Table is built with your choice of laminate, wood veneer or solid surface top on a welded 1" square steel tube frame or 2" square solid wood legs.



RECTANGULAR TABLE WITH CUBE FRAME



RECTANGULAR TABLE TOP WITH SLED FRAME

ORDERING INFORMATION

- | | |
|-----------------|--------------------------------|
| 1) Series Name | 4) Frame Finish |
| 2) Model Number | 5) Laminate / Veneer Selection |
| 3) Quantity | 6) Optional Items |

CODY SPECIFICATIONS

Table

Table top is CARB Phase I & Phase II Compliant. Laminate, wood veneer and phenolic backing are glued with water based adhesives. Table Top is 0.75" thick.

Table Tops

ERG offers over 1000 standard laminate choices from Nevamar, Wilsonart, Formica and Pionite. Wood veneer in transparent stain colors and custom stain matching are also available. Solid Surface, 3Form Chroma and stone table tops will be quoted upon request.

Frame

The Slam features a welded 1" square steel tube frame. Frames are sandblasted prior to final powder coating in your choice of standard powder coat colors. 4-leg frame available in optional polished chrome. Wood frame features 2" square solid wood legs in all standard stain colors.

Glides

Factory installed glides included.

OPTIONS

- CODE: PCL - Polished chrome 4 leg frame only



CORNER TABLE



WOOD LEG TABLE WITH LAMINATE TOP








RECTANGULAR TABLE



CORNER TABLE

SLAM OCCASIONAL TABLES

	Model Number	Model Description	Table Top Size	Table Height	Table Top Shape	Shipping Weight	LAMINATE EDGE 2B OR 3A	WOOD VENEER EDGE 8G	SOLID SURFACE
	SLM20S	Occasional	20"x20"	17"	square	30 lbs	\$944	\$1002	Call for quote
	SLM2028	Occasional	20"x28"	17"	square	30 lbs	\$1119	\$1186	Call for quote
	SLM28S	Occasional	28"x28"	17"	square	30 lbs	\$1281	\$1355	Call for quote
	SLM2042	Occasional	20"x42"	17"	rectangle	35 lbs	\$1442	\$1528	Call for quote
	SLM2060	Occasional	20"x60"	17"	rectangle	50 lbs	\$1560	\$1652	Call for quote

OPTIONS

Add upcharge to list price and code to model number

PCL	Polished chrome 4 leg frame (20"x20" Table)	\$150
PCL	Polished chrome 4 leg frame (20"x28" Table)	\$225
PCL	Polished chrome 4 leg frame (28"x28" Table)	\$325
PCL	Polished chrome 4 leg frame (20"x42" Table)	\$358
PCL	Polished chrome 4 leg frame (20"x60" Table)	\$475

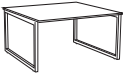

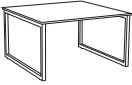
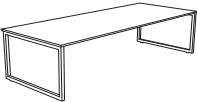
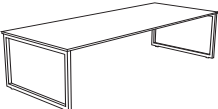



RECTANGULAR TABLE TOP WITH SLED FRAME



CORNER TABLE WITH SLED FRAME

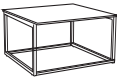

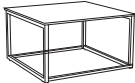
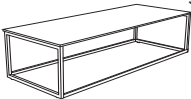
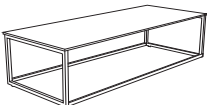
SLAM OCCASIONAL TABLES

	Model Number	Model Description	Table Top Size	Table Height	Table Top Shape	Shipping Weight	LAMINATE EDGE 2B OR 3A	WOOD VENEER EDGE 8G	SOLID SURFACE
	SLMS20S	Occasional	20"x20"	17"	square	30 lbs	\$970	\$1029	Call for quote
	SLMS2028	Occasional	20"x28"	17"	square	30 lbs	\$1184	\$1255	Call for quote
	SLMS28S	Occasional	28"x28"	17"	square	30 lbs	\$1415	\$1495	Call for quote
	SLMS2042	Occasional	20"x42"	17"	rectangle	35 lbs	\$1603	\$1698	Call for quote
	SLMS2060	Occasional	20"x60"	17"	rectangle	50 lbs	\$1694	\$1763	Call for quote



RECTANGULAR TABLE WITH CUBE FRAME

SLAM OCCASIONAL TABLES

	Model Number	Model Description	Table Top Size	Table Height	Table Top Shape	Shipping Weight	LAMINATE EDGE 2B OR 3A	WOOD VENEER EDGE 8G	SOLID SURFACE
	SLMC20S	Occasional	20"x20"	17"	square	30 lbs	\$970	\$1029	Call for quote
	SLMC2028	Occasional	20"x28"	17"	square	30 lbs	\$1281	\$1356	Call for quote
	SLMC28S	Occasional	28"x28"	17"	square	30 lbs	\$1541	\$1632	Call for quote
	SLMC2042	Occasional	20"x42"	17"	rectangle	35 lbs	\$1770	\$1875	Call for quote
	SLMC2060	Occasional	20"x60"	17"	rectangle	50 lbs	\$1864	\$1965	Call for quote

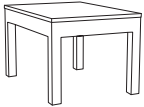
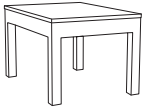





RECTANGULAR TABLE WITH SOLID SURFACE TOP



CORNER TABLE WITH LAMINATE TOP

SLAM OCCASIONAL WOOD TABLES

	Model Number	Model Description	Table Top Size	Table Height	Table Top Shape	Shipping Weight	LAMINATE EDGE 2B OR 3A	WOOD VENEER EDGE 8G	SOLID SURFACE
	SLMW20S	Occasional	20"x20"	17"	square	30 lbs	\$1007	\$1068	Call for quote
	SLMW2028	Occasional	20"x28"	17"	square	30 lbs	\$1032	\$1095	Call for quote
	SLMW28S	Occasional	28"x28"	17"	square	30 lbs	\$1237	\$1311	Call for quote
	SLMW2042	Occasional	20"x42"	17"	rectangle	35 lbs	\$1420	\$1493	Call for quote
	SLMW2060	Occasional	20"x60"	17"	rectangle	50 lbs	\$1560	\$1652	Call for quote