



WOBURN COLLECTION

Woburn offers stylish upholstered guest seating and is an environmentally preferred product. Available in single and multiple seating configurations, as well as add-on units.



WOBURN ADD-ON CHAIR



WOBURN THREE-SEAT LOUNGE

ORDERING INFORMATION

To Order Please Specify:

- 1) Series Name
- 2) Model Number
- 3) Quantity
- 4) Wood Stain Finish Color
- 5) Fabric Grade & Number
- 6) Optional Items

WOBURN LOUNGE GENERAL SPECIFICATIONS

Frame Construction

The frame is made of 100% solid hardwood with tongue & groove construction, stapled and reinforced with welded steel frame seating support. Wall-saver design is built-in to protect walls.

Upholstery

Seat is made with large expandable webbing sheet that is fully wrapped in 2" high resiliency block foam and top is covered in special bonded polyester Dacron fiber to protect the final upholstery. For upholstery options choose from fabric, vinyl, crypton, leather or approved COM.

Back is 100% hardwood frame again fully wrapped in 2" high resiliency block foam and top is covered in special bonded polyester Dacron fiber to protect the final upholstery. ERG uses only water based glues and adhesives in our upholstery process.

Glides

All frames come with factory installed self leveling steel glides.

COLORS / FINISHES

Wood Stain Finish Colors:

All transparent wood stain colors available.

OPTIONS

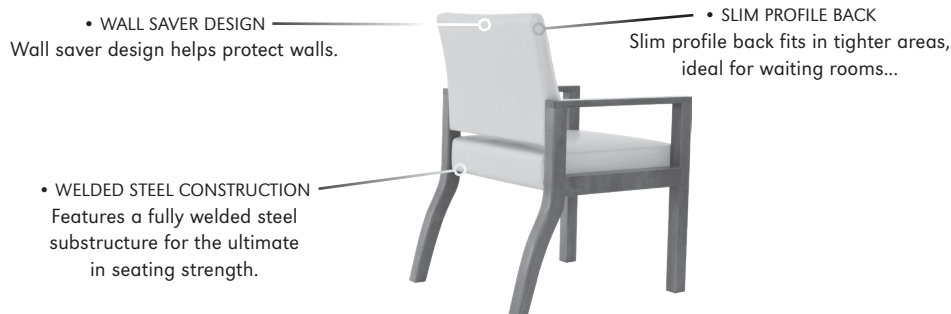
- CODE: FR - CAL 133 (TB 133) Fire Retardant
- CODE: MB - Moisture Barrier
- CODE: 2FO/C - Two Fabric Option (per seat)
- CODE: PAC - Poly Arm Caps, Black or Charcoal

MULTIPLE SEATING

WOOD CHAIRS	WEIGHT LIMIT
Per Seat	350 lbs.
Bariatric	500 lbs.

LOUNGE

SOFT SEATING	WEIGHT LIMIT
1 Seat	500 lbs.
2 Seat	1000 lbs.
3 Seat	1500 lbs.


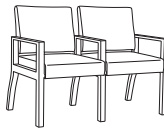






DIMENSIONS	Arm Chair	Bariatric Chair	Two-Seat Lounge	Three-Seat Lounge	Add-on Chair	Add-on Bariatric Chair
Seat Width:	19.5"	30"	19.5"	19.5"	19.5"	30"
Seat Depth:	18.25"	18.25"	18.25"	18.25"	18.25"	18.25"
Seat Height:	18.5"	18.5"	18.5"	18.5"	18.5"	18.5"
Back Height:	33"	33"	33"	33"	33"	33"
Arm Height:	23.75"	23.75"	23.75"	23.75"	23.75"	23.75"
Overall Width:	23"	33.5"	44.25"	66"	23"	31.75"
Overall Depth:	25"	25"	25"	25"	25"	25"
Qty./Wt. per carton:	1 ea./ 38 lbs	1 ea./ 44 lbs	1 ea./ 58 lbs	1 ea./ 95 lbs	1 ea./ 30 lbs	1 ea./ 40 lbs



WOBURN BARIATRIC

MODEL / DESCRIPTION / LIST PRICING

	7100 Arm Chair	COM Yardage: Seat 1 Yd / Back 1.25 Yd.										
	COM	GR1	GR2	GR3	GR4	GR5	GR6	GR7	GR8	GR9	GR10	LEA
	\$928	\$992	\$1032	\$1073	\$1116	\$1161	\$1207	\$1256	\$1306	\$1358	\$1413	\$1669
	7105 Two-Seat Lounge	COM Yardage: Seat 1.5 Yds. / Back 2 Yds.										
	COM	GR1	GR2	GR3	GR4	GR5	GR6	GR7	GR8	GR9	GR10	LEA
	\$1669	\$1785	\$1857	\$1931	\$2009	\$2088	\$2172	\$2260	\$2350	\$2444	\$2542	\$3004
	7110 Three-Seat Lounge	COM Yardage: Seat 2.5 Yds. / Back 2.5 Yds.										
	COM	GR1	GR2	GR3	GR4	GR5	GR6	GR7	GR8	GR9	GR10	LEA
	\$2410	\$2579	\$2682	\$2789	\$2902	\$3017	\$3138	\$3263	\$3394	\$3529	\$3671	\$4338
	7115 Bariatric Chair	COM Yardage: Seat 1.5 Yd. / Back 1.5 Yd.										
	COM	GR1	GR2	GR3	GR4	GR5	GR6	GR7	GR8	GR9	GR10	LEA
	\$1226	\$1311	\$1365	\$1419	\$1476	\$1535	\$1596	\$1660	\$1727	\$1795	\$1867	\$2207
	7120 Add-on Arm Chair	COM Yardage: Seat 1 Yd. / Back 1.25 Yd.										
	COM	GR1	GR2	GR3	GR4	GR5	GR6	GR7	GR8	GR9	GR10	LEA
	\$802	\$859	\$893	\$929	\$966	\$1004	\$1044	\$1086	\$1129	\$1175	\$1222	\$1444
	7125 Add-on Bariatric Chair	COM Yardage: Seat 1.5 Yd. / Back 1.5 Yd.										
	COM	GR1	GR2	GR3	GR4	GR5	GR6	GR7	GR8	GR9	GR10	LEA
	\$1077	\$1152	\$1199	\$1247	\$1296	\$1348	\$1403	\$1458	\$1517	\$1577	\$1640	\$1939

OPTIONS

Add upcharge to list price and code to model number

FR	CAL 133 (TB 133) Fire Retardant per yard	\$90/yd
MB	Moisture Barrier on seat	\$125

2FO/C	2 Fabric Option	\$49 per seat
PAC	Poly Arm Caps, Black or Charcoal	\$48 each