

BARRI

Barri is an outstanding floor mount collection of tables and chairs. This style base is a sturdy and reliable foundation, offered in café or bar height, and in any of our large selections of powder coats. The tables and wood shell chairs are offered in any laminate or wood stain, giving a unique opportunity for endless looks and combinations for your space.

**Note: ERG DOES NOT PROVIDE
HARDWARE TO MOUNT TO FLOOR**



BAR HEIGHT STOOL WITH
BENTON SHELLS
AND BAR HEIGHT BASE WITH
36" SQUARE TABLE

ORDERING INFORMATION

To Order Please Specify:

- | | |
|-----------------|----------------------------------|
| 1) Series Name | 6) Laminate Selection and Number |
| 2) Model Number | 7) Edge Style and Color |
| 3) Size | 8) Upholstery |
| 4) Quantity | 9) Wood Seat Stain Color |
| 5) Frame Color | |

STANDARD BASE FINISHES

Column Base: Standard Powder Coat

GENERAL SPECIFICATIONS

Frame Construction

The Barri features a 3" round steel tube frame, **floor mounted** with 8" steel base cover. Frame is sand blasted and then powder coated for maximum paint adhesion. 24" and 30" bar height seats have a welded fixed footrest. **Seats feature swivel with automatic return.**

Table Tops

Standard 30" or 36" laminate table tops are 1.25" thick high density particle board. Your choice of over 1000 standard laminates from brands like Nevamar, Wilsonart, Formica and Pionite.

Top Plate

10" x 10" square • 12" X 12" square • 14" X 14" square

Floor Mount

Floor mounted base features 6" diameter cast iron base with 8" steel cover

Foot Rest

Fixed, welded to column on counter and bar heights

Note

All tables are completely assembled to be sure of fit prior to being knocked down for shipping.

TABLE: COLORS / EDGE SELECTIONS

Laminate/Veneer Selections

ERG offers over 1000 standard laminate choices from Nevamar, Wilsonart, Formica and Pionite. Wood veneer is available in transparent stain colors - custom stain matching available for an upcharge.

Edge Selections

ERG offers a wide variety of table top edge materials including PVC, wood, aluminum and resin/urethane.

Special Edge Note: When ganging or butting tables together, ERG recommends using 3MM flat edge or flat wood edge. Square tables using T-MOLD edge will have a 3" radius on all corners.

SEAT SHELL

Poly

Single-piece contoured shell made of 100% Nylon Plastic with natural built-in flex motion.


Wood

Compound angle .50° thick multi-ply Beech wood shell. Shell is available with vertical running wood grain.


OPTIONS

- CODE: FR - CA133 (TB 133) Fire Retardant
- CODE: MBC - Moisture Barrier Chair
- CODE: 2FO/C - Two Fabric Option
- CODE: STH - Special Table Height, Other Than 29"
- CODE: RAD - 3" Radius Corners for 3MM Edge
- CODE: ENG - Laser Engraving
- CODE: TT - Two Tone Wood Stains (Benton / Demi)
- CODE: RB - Reverse Bubble Cutout - Benton (Not Available on Demi Back)
- CODE: UB - Upright Bubble Cutout - Benton (Not Available on Demi Back)
- CODE: VB - Vertical Bubble Cutout (Benton / Demi)

WOOD SHELL OPTIONS




UPRIGHT BUBBLE CUTOUT
(NOT AVAILABLE ON DEMI BACK)



REVERSE BUBBLE CUTOUT
(NOT AVAILABLE ON DEMI BACK)



VERTICAL BUBBLE CUTOUT



TWO TONE WOOD STAINS



LASER ENGRAVING
(FRONT OR BACK)



ROUND CAFÉ TABLE


 CAFÉ HEIGHT
RECTANGLE TABLE

MODEL / DESCRIPTION / LIST PRICING
BARRI | FLOOR MOUNT | ROUND | 29" HEIGHT


ROUND

Model Number	Table Top Size	Shpg. Wght.	Base Spread	LAMINATE TOP ASSORTED EDGES							VENEER TOP	
				GRP 1	GRP 2	GRP 3	GRP 4	GRP 5	GRP 6	GRP 7	GRP 8	GRP 9
BAR24D	24" Dia.	38	FM-1	\$663	\$677	\$783	\$1002	\$1019	\$1170	\$1351	\$1726	\$1878
BAR30D	30" Dia.	55	FM-1	\$727	\$751	\$892	\$1189	\$1206	\$1406	\$1645	\$1974	\$2063
BAR36D	36" Dia.	88	FM-1	\$885	\$911	\$1080	\$1445	\$1462	\$1706	\$1997	\$2399	\$2511
BAR42D	42" Dia.	96	FM-1	\$1101	\$1136	\$1354	\$1837	\$1854	\$2173	\$2553	\$3016	\$3124

BARRI | FLOOR MOUNT | SQUARE | 29" HEIGHT


SQUARE

Model Number	Table Top Size	Shpg. Wght.	Base Spread	LAMINATE TOP ASSORTED EDGES							VENEER TOP	
				GRP 1	GRP 2	GRP 3	GRP 4	GRP 5	GRP 6	GRP 7	GRP 8	GRP 9
BAR24S	24" Sq.	48	FM-1	\$661	\$675	\$783	\$1011	\$1028	\$1185	\$1374	\$1731	\$1869
BAR2430S	24x30 Sq.	53	FM-1	\$716	\$735	\$861	\$1133	\$1150	\$1333	\$1551	\$1910	\$2026
BAR30S	30" Sq.	69	FM-1	\$714	\$735	\$872	\$1175	\$1192	\$1393	\$1631	\$1942	\$2020
BAR36S	36" Sq.	111	FM-1	\$903	\$930	\$1104	\$1483	\$1500	\$1745	\$2046	\$2446	\$2557

BARRI | FLOOR MOUNT | RECTANGLE | 29" HEIGHT


RECTANGLE

Model Number	Table Top Size	Shpg. Wght.	Base Spread	LAMINATE TOP ASSORTED EDGES							VENEER TOP	
				GRP 1	GRP 2	GRP 3	GRP 4	GRP 5	GRP 6	GRP 7	GRP 8	GRP 9
BAR2448	24x48 Sq.	70	FM-2	\$1156	\$1182	\$1355	\$1727	\$1744	\$1997	\$2301	\$2984	\$3272
BAR2460	24x60 Sq.	79	FM-2	\$1216	\$1245	\$1438	\$1858	\$1875	\$2152	\$2487	\$3169	\$3442
BAR2472	24x72 Sq.	95	FM-2	\$1269	\$1301	\$1515	\$1975	\$1992	\$2298	\$2661	\$3343	\$3593
BAR2748	27x48 Sq.	95	FM-2	\$940	\$990	\$1177	\$1574	\$1591	\$1885	\$2239	\$3128	\$3489
BAR2760	27x60 Sq.	95	FM-2	\$1016	\$1077	\$1287	\$1739	\$1756	\$2086	\$2486	\$3428	\$3795
BAR3048	30x48 Sq.	79	FM-2	\$1212	\$1240	\$1432	\$1846	\$1863	\$2140	\$2474	\$3156	\$3427
BAR3060	30x60 Sq.	90	FM-2	\$1295	\$1325	\$1548	\$2025	\$2042	\$2359	\$2738	\$3418	\$3665
BAR3072	30x72 Sq.	102	FM-2	\$1364	\$1399	\$1645	\$2179	\$2196	\$2544	\$2965	\$3642	\$3866

OPTIONS

Add upcharge to list price and code to model number

STH	Special Table Height (other than 29")	\$197	per base	RAD	3" Radius Corners for 3MM Edge	\$262	per table
-----	---------------------------------------	-------	----------	-----	--------------------------------	-------	-----------



BENTON DEMI BACK



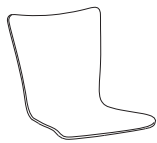
PENTO DEMI BACK



BENTON FULL BACK



DEKKO DEMI BACK

MODEL / DESCRIPTION / LIST PRICING

BEN Benton Full Back - Wood Shell

Multi-Ply Hardwood Shell

\$518

BEN/SI Benton / Upholstered Seat Insert

COM Yardage: 0.5 yard / seat

COM	GR1	GR2	GR3	GR4	GR5	GR6	GR7	GR8	GR9	GR10	LEA
\$585	\$626	\$651	\$678	\$703	\$731	\$762	\$791	\$823	\$857	\$889	\$1053


DEMI Benton Demi Back - Wood Shell

Multi-Ply Hardwood Shell

\$562

DEMI/SI Benton Demi Back / Upholstered Seat Insert

COM Yardage: 0.5 yard / seat

COM	GR1	GR2	GR3	GR4	GR5	GR6	GR7	GR8	GR9	GR10	LEA
\$672	\$720	\$749	\$779	\$810	\$843	\$878	\$910	\$946	\$985	\$1023	\$1208


DEKD Dekko Demi Back - Wood Shell

Multi-Ply Hardwood Seat and Back

\$608

DEKD/SI Dekko Demi Back / Upholstered Seat Insert

COM Yardage: 0.75 yard / seat

COM	GR1	GR2	GR3	GR4	GR5	GR6	GR7	GR8	GR9	GR10	LEA
\$763	\$816	\$849	\$883	\$919	\$955	\$992	\$1032	\$1076	\$1115	\$1159	\$1372


PEND Pento Demi Back - Wood Shell

Multi-Ply Hardwood Seat and Back

\$688

PEND/SI Pento Demi Back / Upholstered Seat Insert

COM Yardage: 0.75 yard / seat

COM	GR1	GR2	GR3	GR4	GR5	GR6	GR7	GR8	GR9	GR10	LEA
\$834	\$893	\$929	\$967	\$1005	\$1046	\$1085	\$1130	\$1176	\$1223	\$1271	\$1503

OPTIONS

Add upcharge to list price and code to model number

FR	CAL 133 (TB 133) Fire Retardant per yard	\$118	/yd	RB	Reverse Bubble Cutout - Benton (Not Available on Demi Back)	\$63	/seat
MBC	Moisture Barrier Chair	\$84	ea.	UB	Upright Bubble Cutout - Benton (Not Available on Demi Back)	\$63	/seat
ENG	Laser Engraving	\$55	/seat	VB	Vertical Bubble Cutout - Benton / Demi	\$63	/seat
TT	Two Tone Wood Stains - Benton / Demi	\$99	/seat				



MODEL / DESCRIPTION / LIST PRICING



VES Vesper Full Back

Poly Shell

\$482

VES/SI Vesper / Upholstered Seat Insert

COM Yardage: 0.75 yard / seat

COM	GR1	GR2	GR3	GR4	GR5	GR6	GR7	GR8	GR9	GR10	LEA
\$626	\$670	\$697	\$726	\$752	\$785	\$815	\$848	\$882	\$919	\$952	\$1126

VES/U Vesper / Fully Upholstered

COM Yardage: 1.5 yard / seat

COM	GR1	GR2	GR3	GR4	GR5	GR6	GR7	GR8	GR9	GR10	LEA
\$997	\$1067	\$1111	\$1152	\$1199	\$1249	\$1297	\$1349	\$1403	\$1461	\$1518	\$1793



VESD Vesper Demi Back

Poly Shell

\$530

VESD/SI Vesper / Upholstered Seat Insert

COM Yardage: 0.75 yard / seat

COM	GR1	GR2	GR3	GR4	GR5	GR6	GR7	GR8	GR9	GR10	LEA
\$631	\$676	\$703	\$730	\$759	\$791	\$822	\$854	\$888	\$923	\$962	\$1136

VESD/U Vesper / Fully Upholstered

COM Yardage: 1.5 yard / seat

COM	GR1	GR2	GR3	GR4	GR5	GR6	GR7	GR8	GR9	GR10	LEA
\$875	\$937	\$974	\$1014	\$1052	\$1096	\$1138	\$1185	\$1231	\$1282	\$1333	\$1574

OPTIONS

Add upcharge to list price and code to model number

FR	CAL 133 (TB 133) Fire Retardant per yard	\$118	/yd	MBC	Moisture Barrier Chair	\$84	ea.
----	--	-------	-----	-----	------------------------	------	-----

DIMENSIONS	Chair Base
Height:	18", 24", 30"
Qty./Wt.:	1 ea./40 lbs.



COLUMN BASE WITH
NO FOOT RIGN



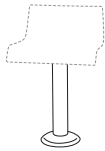
COLUMN BASE WITH
FOOT RIGN



MODEL / DESCRIPTION / LIST PRICING / FOR COLUMN BASE ONLY

ALL FLOOR MOUNT

Chair Column Base



BAR/18 18" Chair Height Seat base

18" base
\$563

BAR/24 24" Counter Height Seat base w/ footrest

24" base
\$944

BAR/30 30" Bar Height Seat base w/ footrest

30" base
\$990