



BURTON

The Burton collection offers lounge seating with a contoured seat and back, as well as complementary tables. The single lounge seats have two different back designs, either open or closed, and the double seat showcases the open back. They can be set back-to-back, or laid out in any configuration. Great for a lobby or lounge area, the Burton collection sits on a contemporary steel tube sled base, to complete the look.



OPEN LOOP BACK



CLOSED LOOP BACK

ORDERING INFORMATION

To Order Please Specify:

- 1) Series Name
- 2) Model Number
- 3) Quantity
- 4) Fabric Grade & Number
- 5) Sled Base Metal Finish
- 6) Optional Items

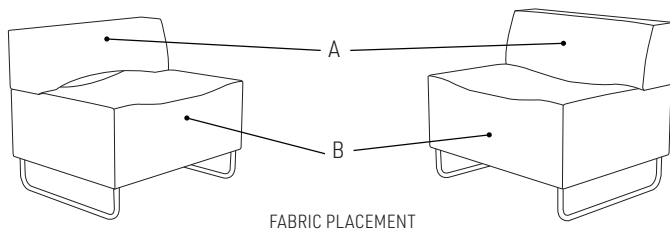
SOFT SEATING	WEIGHT LIMIT
1 Seat	500 lbs.

STANDARD BASE FINISHES

Sled Base: Standard Powder Coat

OPTIONAL BASE FINISHES

Sled Base: Polished Chrome



GENERAL SPECIFICATIONS

Upholstery / Foam

Seat and back are covered in choice of fabric, vinyl, crypton, leather or COM. ERG uses only water based glues and adhesives in our upholstery process. Contrasting fabrics are available. All foam is fully bonded to frame. Seat cushions are 3" graded high resiliency (H.R.) block foam with 3" H.R. foam seat back, covered entirely with special bonded polyester fiber to protect final upholstery.

Seat and Back Frame Construction

Frame assembly is constructed of multi-ply hardwood, with tongue and groove construction. No sag-springs are installed in seat & back along with interlocking helicoil springs to prevent sagging and provide additional lower back and seat support.

Base Details

Sled Base: Sled Base is constructed of fully welded .875" diameter, 14-gauge steel tubing with hand brazed welds.

Glides

Factory installed poly glides.

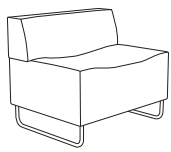
OPTIONS

- CODE: FR - CAL 133 (TB 133) Fire Retardant
- CODE: MB - Moisture Barrier (1"-59"width)
- CODE: MB60 - Moisture Barrier (60"and up)
- CODE: 2FO - 2 Fabric Option. When seat and base are upholstered in two different fabrics of your choice
- CODE: PC - Polished Chrome - Sled Base
- CODE: GD1 - Ratchet Ganging Device for Soft Seating
- CODE: TABF-(_) - Fixed Post Tablet (outside, specify (L/R), shape A, B or C)
- CODE: SST - Solid Surface Top for Tablet Arms
- CODE: LAM5 - Non-standard laminate for 5 or less tablets see options for upcharge
- CODE: SS5 - Non-standard Solid Surface top for 5 or less tablets

DIMENSIONS	Open/Closed Loop Back	Open Loop Back Two Seat Lounge
Seat Width:	35"	35"
Seat Depth:	19"	19"
Seat Height:	18.5"	18.5"
Back Height:	31"	31"
Overall Width:	35"	66"
Overall Depth:	28"	28"
Qty./Wt.:	1 ea./110 lbs.	1 ea./190 lbs.



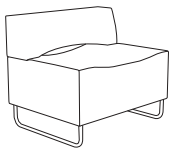
MODEL / DESCRIPTION / LIST PRICING



4091 Lounge - Closed Loop Back

COM Yardage: 5 Yds. / Back: 2 Yds. / Seat: 3 Yds.

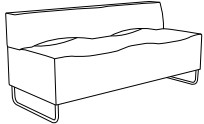
COM	GR1	GR2	GR3	GR4	GR5	GR6	GR7	GR8	GR9	GR10	LEA
\$3500	\$3746	\$3896	\$4051	\$4214	\$4380	\$4558	\$4739	\$4929	\$5126	\$5331	\$6302



4092 Lounge - Open Loop Back

COM Yardage: 5 Yds. / Back: 2 Yds. / Seat: 3 Yds.

COM	GR1	GR2	GR3	GR4	GR5	GR6	GR7	GR8	GR9	GR10	LEA
\$3668	\$3925	\$4082	\$4244	\$4413	\$4589	\$4774	\$4964	\$5162	\$5368	\$5584	\$6600



4094 Two Seat Lounge - Open Loop Back

COM Yardage: 9 Yds. / Back: 3 Yds. / Seat: 6 Yds.

COM	GR1	GR2	GR3	GR4	GR5	GR6	GR7	GR8	GR9	GR10	LEA
\$6052	\$6334	\$6590	\$6845	\$7109	\$7365	\$7619	\$7876	\$8130	\$8387	\$8644	\$9068

TABLET SHAPES

Three Tablet Shapes::

Choose from the three shapes shown and specify; A, B or C and left or right (outside tablet) when ordering.

Example: TABF- (A) Left - this would be a fixed shape A tablet on the left side (when seated).

Laminate Top:

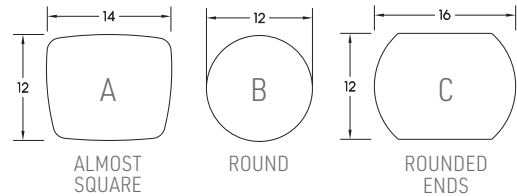
Tablet orders of 5 or less have 4 standard laminate colors:

- Wilsonart Black 1595-60
- Wilsonart Montana Walnut 7110K-78
- Formica Brite White 459-58
- Nevamar Silver Alu Metalx MXT003

Solid Surface Top:

Tablet orders of 5 or less have 4 standard Corian colors:

- Bone
- Canyon
- Glacier White
- Silver Grey



OPTIONS

Add upcharge to list price and code to model number

FR	CAL 133 (TB 133) Fire Retardant per yard	\$118	/yd.
MB	Moisture Barrier (1"-59"width)	\$164	ea.
MB60	Moisture Barrier (60"and up)	\$262	ea.
2FO	Two fabric option	\$131	
PC	Polished Chrome - Sled Base	\$88	

GD1	Ratchet Ganging Device for Soft Seating	\$112	per pair
TABF- ()	Fixed Post Tablet (specify A, B or C, left or right side)	\$593	
SST	Solid Surface Tablet Arm - add to tablet option	\$172	
LAM5	Non-standard laminate (5 tablets or less)	\$342	ea. tablet
SS5	Non-standard Solid Surface (5 tablets or less)	Call For Quote	

BURTON

Burton Occasional Tables feature laminate covered top and sides. Metal sled base legs finished in your choice of powder coat paint colors or optional polished chrome.



27.5" X 30" COFFEE TABLE



27.5" X 48" COFFEE TABLE

ORDERING INFORMATION

- | | |
|-----------------|--------------------------------|
| 1) Series Name | 4) Powder Coat Leg Color |
| 2) Model Number | 5) Laminate / Veneer Selection |
| 3) Quantity | 6) Optional Items |

TABLE TOP SPECIFICATIONS

Table

Table core is CARB Phase I & Phase II Compliant. Laminate and Veneer backing are glued with water based adhesives.

BASE SPECIFICATIONS

Base Details

Sled Base: Sled Base is constructed of fully welded .875" diameter, 14-gauge steel tubing with hand brazed welds.

COLOR / EDGE SELECTIONS

Laminate Selections

ERG offers over 1000 standard laminate choices from Nevamar, Wilsonart, Formica and Pionite. Wood veneer is available in transparent stain colors - custom stain matching available for an upcharge.

STANDARD BASE FINISHES

Sled Base: Standard Powder Coat

OPTIONS

- CODE: PC - Polished Chrome Legs- sled base

OPTIONAL BASE FINISHES

Sled Base: Polished Chrome

Note: Factory installed power/data available, see Accessories online under the 'Products' tab.



OPTIONAL POLISHED CHROME LEGS



POWER / DATA AVAILABLE



27.5" X 48" COFFEE TABLE



27.5" X 30" COFFEE TABLE

MODEL / DESCRIPTION / LIST PRICING

BURTON | OCCASIONAL | RECTANGLE

RECTANGLE

Model Number	Table Top Size	Table Height	Table Top Shape	Shipping Weight	LAMINATE	WOOD VENEER
BUR2730	27.5"x30"	17"	rectangle with radius corners	35 lbs	\$1972	\$2366
BUR2748	27.5"x48"	17"	rectangle with radius corners	40 lbs	\$2661	\$3191

OPTIONS

Add upcharge to list price and code to model number

PC	Polished Chrome - Sled Base	\$88
----	-----------------------------	------