



MALIBU TABLE OF CONTENTS

Malibu Specifications.....	2
Malibu Banquette Options	3
Malibu Banquette Pricing	4
Malibu Banquette Privacy Panel Pricing	7
Malibu Modular Options.....	8
Malibu Modular Pricing.....	9
Malibu Modular Privacy Panel Pricing.....	13
Malibu Modular Backless Units	16
Malibu Modular Individual Arms	19
Malibu Modular Shelving	21
Malibu Modular Configurations	22
Malibu Ottomans.....	24
Malibu Benches.....	26
Malibu Lounge Options.....	28
Malibu Lounge Pricing	29

MALIBU

The Malibu collection presents a variety of designs that offers a modern seating style and a clean tapered leg design, in wood or metal. The banquettes create a sleek dining setting and offers both a clean out option and privacy panels. The modular units offer straight and curved units with optional privacy panels, that can create unique configurations and can customize the look with three arm styles for in between or outside the units. The Malibu lounge has four styles including the straight arm, slope arm, metal quad arm and a laminate or veneer wrap. The ottomans come in many sizes and benches that include online tables, to accompany the rest of the collection in creating multiple touch-down spots for collaboration. Malibu is a versatile collection that will enhance any space or public environment.



BANQUETTE



MODULAR



MODULAR BACKLESS



OTTOMAN



LOUNGE

ORDERING INFORMATION

- 1) Series Name
- 2) Model Number
- 3) Quantity
- 4) Fabric Grade & Number(s)
- 5) Powder Coat Color for Legs
- 6) Panel Laminate/Edge Selection
- 7) Optional Items / Colors

SOFT SEATING	WEIGHT LIMIT
1 Seat	500 lbs.
2 Seat	1000 lbs.
3 Seat	1500 lbs.

STANDARD BASE FINISHES

Metal Legs: Standard Powder Coat

OPTIONAL BASE FINISHES

Wood Legs: Standard Wood Stain

Metal Legs: Polished Chrome



STANDARD POWDERED COAT LEG

GENERAL SPECIFICATIONS

Frame

Frame assembly is constructed of multi-ply hardwood, with tongue and groove construction. No sag-springs are installed in seat & back along with interlocking helicoil springs to prevent sagging and provide additional lower back and seat support.

Upholstery / Foam

Malibu modular lounge is fully upholstered in your choice of fabric, vinyl, crypton, leather or Customers Own Material. ERG uses only water based glues and adhesives in all our upholstery process. Seat foam is bonded to all sides of hardwood frame. Seat cushions are 4" graded, high resiliency (H.R.) block foam with seat back 3" H.R. foam, covered entirely with special bonded polyester fiber to protect final upholstery.

Base Details

Legs: Tapered-triangular legs are formed and welded steel 8.5" tall. Legs are sandblasted prior to final powder coating in your choice of standard powder coat colors.

Metal legs - adjustable steel glides

Wood legs - with felt pads

Note for Edge of privacy panels:

- Straight panels: available with Standard 3MM PVC or laminate self edge. Select from any of our Standard 3MM PVC edges in solid or wood tone, no custom colors available.
- Curved panels: are only available with laminate self edge.
- Both straight and curved panels: when combining straight panels and curved panels, ONLY self edge is available.

OPTIONS

- CODE: FR - CAL 133 (TB 133) Fire Retardant
- CODE: MB - Moisture Barrier (up to 60" overall width)
- CODE: MB60 - Moisture Barrier (over 60" overall width)
- CODE: MBB - Moisture Barrier - up to 60" width (Back-to-Back)
- CODE: MBB60 - Moisture Barrier - over to 60" width (Back-to-Back)
- CODE: PC - Polished Chrome Legs
- CODE: WOD - Solid Maple Wood Legs with felt pads
- CODE: GD1 - Ratchet Ganging Device for Soft Seating
- CODE: GD2 - Flat Ganging Device for Soft Seating
- CODE: 2FO - Two Fabric Option
- CODE: CO - Clean Out (overall width up to 60")
- CODE: CO1 - Clean Out (overall width over 60")
- CODE: COB - Clean Out Back-to-Back (overall width up to 60")
- CODE: CO1B - Clean Out Back-to-Back (overall width over 60")
- CODE: FMG - Floor Mount Glide



OPTIONAL POLISHED CHROME LEGS




OPTIONAL WOOD LEGS



POWER/DATA

Note: Factory installed power/
data available, see accessories
online under the 'Products' tab.



TWO FABRIC OPTION



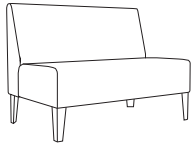
CLEAN OUT OPTION

DIMENSIONS	Straight Banquette
Seat Depth:	20"
Seat Height:	18"
Overall Depth:	27"
Overall Width:	48, 60, 72"
Overall Height:	33"
Qty./Wt.:	1 ea./150 lbs.



MALIBU 48" BANQUETTE

MODEL / DESCRIPTION / LIST PRICING



8500 48" Straight Banquette (4 legs)

COM Yardage: Total 7.0 Yds. / Back: 4 Yds. / Seat: 3.0 Yds.

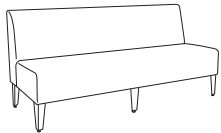
COM	GR1	GR2	GR3	GR4	GR5	GR6	GR7	GR8	GR9	GR10	LEA
\$3117	\$3335	\$3468	\$3608	\$3752	\$3901	\$4057	\$4220	\$4386	\$4562	\$4745	\$5608



8502 60" Straight Banquette (4 legs)

COM Yardage: Total: 8.0 Yds. / Back: 4.5 Yds. / Seat: 3.5 Yds.

COM	GR1	GR2	GR3	GR4	GR5	GR6	GR7	GR8	GR9	GR10	LEA
\$3823	\$4091	\$4253	\$4420	\$4598	\$4785	\$4975	\$5173	\$5380	\$5594	\$5819	\$6876



8504 72" Straight Banquette (6 legs)

COM Yardage: Total: 8.5 Yds. / Back: 5 Yds. / Seat: 3.5 Yds.

COM	GR1	GR2	GR3	GR4	GR5	GR6	GR7	GR8	GR9	GR10	LEA
\$4585	\$4905	\$5106	\$5306	\$5518	\$5739	\$5970	\$6209	\$6460	\$6715	\$6984	\$8254

Note: When clean out and ganging are both requested, the flat ganging option must also be used.
Corner units available on Page 11.

Note: Clean out option is only available when units are facing the same direction.

OPTIONS

Add upcharge to list price and code to model number

FR	CAL 133 (TB 133) Fire Retardant per yard	\$118	/yd.
MB	Moisture Barrier (up to 60" overall width)	\$164	ea.
MB60	Moisture Barrier (over 60" overall width)	\$262	ea.
2FO	Two Fabric Option	\$131	per unit
GD1	Ratchet Ganging Device for Soft Seating	\$112	per pair
GD2	Flat Ganging Device for Soft Seating	\$112	per pair

FMG	Floor Mount Glide	\$29	ea.
PC	Polished Chrome Legs	\$45	ea.
WOD	Solid Maple Wood Legs	\$32	ea.
CO	Clean Out (overall width up to 60")	\$327	per unit
CO1	Clean Out (overall width over 60")	\$503	per unit

DIMENSIONS	Corner Square Back	Corner Curve Back
Seat Depth:	20"	20"
Seat Height:	18"	18"
Overall Depth:	28"	28"
Overall Width:	28"	28"
Overall Height:	33"	33"
Qty./Wt.:	1 ea./98 lbs.	1 ea./98 lbs.



CORNER - SQUARE BACK



CORNER - CURVE BACK

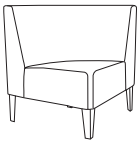
MODEL / DESCRIPTION / LIST PRICING



3924 Corner - **Square Back** (4 legs)

COM Yardage: Total: 6 Yds. / Back: 4.5 Yds. / Seat: 1.5 Yds.

COM	GR1	GR2	GR3	GR4	GR5	GR6	GR7	GR8	GR9	GR10	LEA
\$2917	\$3109	\$3284	\$3475	\$3649	\$3841	\$4032	\$4223	\$4415	\$4607	\$4799	\$5001



3925 Corner - **Curve Back** (4 legs)

COM Yardage: Total: 6 Yds. / Back: 4.5 Yds. / Seat: 1.5 Yds.

COM	GR1	GR2	GR3	GR4	GR5	GR6	GR7	GR8	GR9	GR10	LEA
\$2740	\$2937	\$3112	\$3300	\$3476	\$3670	\$3863	\$4057	\$4247	\$4441	\$4634	\$4836

Note: Clean out option is only available when units are facing the same direction.

OPTIONS

Add upcharge to list price and code to model number

FR	CAL 133 (TB 133) Fire Retardant per yard	\$118	/yd.	FMG	Floor Mount Glide	\$29	ea.
MB	Moisture Barrier (up to 60" overall width)	\$164	ea.	CO	Clean Out (overall width up to 60")	\$342	per unit
PC	Polished Chrome Legs	\$45	ea.	TABFB-()	Fixed Blade Tablet (outside or inside, specify (L/R), shape A, B or C)	\$593	ea. tablet
WOD	Solid Maple Wood Legs	\$32	ea.	LAM5	Non-standard laminate (5 tablets or less)	\$554	ea. tablet
2FO	Two Fabric Option	\$131	per unit	SST	Solid Surface Tablet Arm - add to tablet option	\$271	ea. tablet
GD1	Ratchet Ganging Device for Soft Seating	\$112	per pair	SS5	Non-standard Solid Surface (5 tablets or less)	Call For Quote	
GD2	Flat Ganging Device for Soft Seating	\$112	per pair				

DIMENSIONS	Back-To-Back Banquette
Seat Depth:	20"
Seat Height:	18"
Overall Depth:	54"
Overall Width:	48, 60, 72"
Overall Height:	33"
Qty./Wt.:	1 ea./250 lbs.



MALIBU 72" BACK-TO-BACK BANQUETTE


MODEL / DESCRIPTION / LIST PRICING



8500-B 48" Back-To-Back Banquette (6 legs)

COM Yardage: Total: 11 Yds. / Back: 6 Yds. / Seat: 5 Yds.

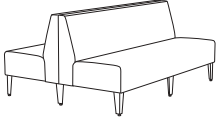
COM	GR1	GR2	GR3	GR4	GR5	GR6	GR7	GR8	GR9	GR10	LEA
\$5919	\$6336	\$6589	\$6853	\$7125	\$7414	\$7706	\$8017	\$8336	\$8671	\$9018	\$10658



8502-B 60" Back-To-Back Banquette (6 legs)

COM Yardage: Total: 13 Yds. / Back: 7 Yds. / Seat: 6 Yds.

COM	GR1	GR2	GR3	GR4	GR5	GR6	GR7	GR8	GR9	GR10	LEA
\$7262	\$7770	\$8080	\$8405	\$8738	\$9088	\$9453	\$9832	\$10226	\$10635	\$11059	\$13072



8504-B 72" Back-To-Back Banquette (8 legs)

COM Yardage: Total: 15 Yds. / Back: 8 Yds. / Seat: 7 Yds.

COM	GR1	GR2	GR3	GR4	GR5	GR6	GR7	GR8	GR9	GR10	LEA
\$8711	\$9323	\$9694	\$10083	\$10486	\$10906	\$11343	\$11795	\$12265	\$12759	\$13267	\$15681

Note: Clean out option is only available when units are facing the same direction.

Note: To order back-to-back banquettes with privacy panel, add the pricing of the panel to the back-to-back unit pricing.
The overall depth of back-to-back units with panel is 55".
This will increase leg count quantity by 2.

Note: When clean out and ganging are both requested, the flat ganging option must also be used.



OPTIONS

Add upcharge to list price and code to model number

FR	CAL 133 (TB 133) Fire Retardant per yard	\$118	/yd.
MBB	Moisture Barrier - up to 60" width (Back-to-Back)	\$327	ea.
MBB60	Moisture Barrier - over 60" width (Back-to-Back)	\$522	ea.
2FO	Two Fabric Option	\$131	per unit
GD1	Ratchet Ganging Device for Soft Seating	\$112	per pair
GD2	Flat Ganging Device for Soft Seating	\$112	per pair

FMG	Floor Mount Glide	\$29	ea.
PC	Polished Chrome Legs	\$45	ea.
WOD	Solid Maple Wood Legs	\$32	ea.
COB	Clean Out Back-to-Back (overall width up to 60")	\$654	per unit
CO1B	Clean Out Back-to-Back (overall width over 60")	\$1007	per unit

PRIVACY PANELS ONLY

DIMENSIONS	48" Wide Privacy Panel	60" Wide Privacy Panel	72" Wide Privacy Panel
Panel Depth:	1"	1"	1"
Panel Width:	48"	60"	72"
Panel Height:	48"	48"	48"

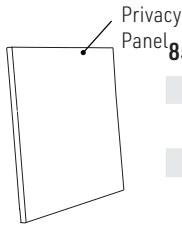


MALIBU BACK TO BACK BANQUETTE WITH PRIVACY PANEL



1/2" THICK ACRYLIC
PRIVACY PANELS AVAILABLE
CUSTOM:
CALL CUSTOMER SERVICE FOR QUOTE

MODEL / DESCRIPTION / LIST PRICING



8500P 48" Wide Privacy Panel

COM Yardage: Total: 3 Yds. (Please allow extra fabric for repeat design.)

COM	GR1	GR2	GR3	GR4	GR5	GR6	GR7	GR8	GR9	GR10	LEA
\$1435	\$1536	\$1595	\$1661	\$1726	\$1796	\$1867	\$1941	\$2019	\$2100	\$2183	\$2580
LAMINATE			VENEER			ACRYLIC					
\$1405			\$2559			CALL					

8502P 60" Wide Privacy Panel

COM Yardage: Total: 4 Yds. (Please allow extra fabric for repeat design.)

COM	GR1	GR2	GR3	GR4	GR5	GR6	GR7	GR8	GR9	GR10	LEA
\$1892	\$2026	\$2104	\$2189	\$2277	\$2367	\$2459	\$2562	\$2663	\$2770	\$2881	\$3407
LAMINATE			VENEER			ACRYLIC					
\$1839			\$3291			CALL					

8504P 72" Wide Privacy Panel

COM Yardage: Total: 5 Yds. (Please allow extra fabric for repeat design.)

COM	GR1	GR2	GR3	GR4	GR5	GR6	GR7	GR8	GR9	GR10	LEA
\$2315	\$2478	\$2577	\$2682	\$2788	\$2899	\$3017	\$3137	\$3262	\$3391	\$3526	\$4170
LAMINATE			VENEER			ACRYLIC					
\$2233			\$3864			CALL					

Note for Edge of privacy panels:

- Straight panels: available with Standard 3MM PVC or laminate self edge.
Select from any of our Standard 3MM PVC edges in solid or wood tone, no custom colors available.
- Curved panels: are only available with laminate self edge.
- Both straight and curved panels: when combining straight panels and curved panels, ONLY self edge is available.

OPTIONS

- CODE: FR - CAL 133 (TB 133) Fire Retardant
- CODE: MB - Moisture Barrier (up to 60" overall width)
- CODE: MB60 - Moisture Barrier (over 60" overall width)
- CODE: PC - Polished Chrome Legs
- CODE: WOD - Solid Maple Wood Legs with felt pads
- CODE: 2FO - Two Fabric Option. When seat and base are upholstered in 2 different fabrics of your choice
- CODE: GD1 - Ratchet Ganging Device for Soft Seating
- CODE: GD2 - Flat Ganging Device for Soft Seating
- CODE: FMG - Floor Mount Glide
- CODE: CO - Clean Out (overall width up to 50")
- CODE: CO1 - Clean Out (overall width over 50")
- CODE: TABFB-() - Fixed Blade Tablet
(outside or inside, specify (L/R), shape A, B or C)
- CODE: TABR1-() - Removable Swivel Tablet (laminated shape A, B or C specify left or right arm) *not available on Slope or Quad Arm
- CODE: TABR2-() - Removable Swivel Tablet (laminated shape A, B or C with opening for tablet on both arms) *not available on Slope or Quad Arm
- CODE: SST - Solid Surface Tablet Arm
- CODE: LAM5 - Non-standard laminate for 5 or less tablets
- CODE: SS5 - Non-standard Solid Surface top. Call for quote



TWO FABRICS



LAMINATE TABLET OR SOLID SURFACE



CLEANOUT



POWER/DATA



WOOD LEGS



POLISHED CHROME

Note: Factory installed power/ data available, see accessories online under the 'Products' tab.

TABLET SHAPES

Three Tablet Shapes:

Choose from the three shapes shown and specify; A, B or C and left or right (outside tablet) when ordering.

Example: TABFB-(A) Left - this would be a fixed shape A tablet on the left side (when seated).

Laminate Top: Tops are 3/4"

Tablet orders of 5 or less have 4 standard laminate colors:

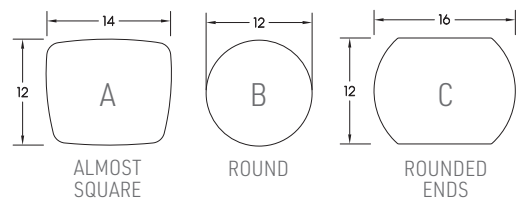
- Wilsonart Black 1595-60
- Wilsonart Montana Walnut 7110K-78
- Formica Brite White 459-58
- Nevamar Silver Alu Metalx MXT003

Edge: 6F Multi-Ply

Solid Surface Top:

Tablet orders of 5 or less have 4 standard Corian colors:

- Bone
- Canyon
- Glacier White
- Silver Grey



DIMENSIONS	22" Straight	30" Straight	44" Straight	66" Straight
Seat Depth:	20"	20"	20"	20"
Seat Height:	18"	18"	18"	18"
Overall Depth:	27"	27"	27"	27"
Overall Width:	22"	30"	44"	66"
Overall Height:	33"	33"	33"	33"
Qty./Wt.:	1 ea./26 lbs.	1 ea./33 lbs.	1 ea./56 lbs.	1 ea./61 lbs.



TWO SEAT STRAIGHT MODULAR UNIT WITH
OPTIONAL BLADE TABLE AND SLOPE ARMS

MODEL / DESCRIPTION / LIST PRICING



3912 22" Straight Module (4 Legs)

COM Yardage: Total: 3.5 Yds. / Back: 2 Yds. / Seat: 1.5 Yds.


COM	GR1	GR2	GR3	GR4	GR5	GR6	GR7	GR8	GR9	GR10	LEA
\$1787	\$1910	\$2035	\$2178	\$2303	\$2448	\$2590	\$2736	\$2877	\$3021	\$3166	\$3371



3913 30" Straight Module (4 Legs)

COM Yardage: Total: 4.5 Yds. / Back: 2 Yds. / Seat: 2.5 Yds.


COM	GR1	GR2	GR3	GR4	GR5	GR6	GR7	GR8	GR9	GR10	LEA
\$2064	\$2214	\$2375	\$2554	\$2711	\$2891	\$3068	\$3246	\$3424	\$3601	\$3815	\$4020



3914 44" Straight Module (4 Legs)

COM Yardage: Total: 7 Yds. / Back: 4 Yds. / Seat: 3 Yds.

COM	GR1	GR2	GR3	GR4	GR5	GR6	GR7	GR8	GR9	GR10	LEA
\$2857	\$3067	\$3274	\$3486	\$3697	\$3906	\$4116	\$4325	\$4535	\$4745	\$4953	\$5154



3915 66" Straight Module (6 Legs)

COM Yardage: Total: 8.5 Yds. / Back: 5 Yds. / Seat: 3.5 Yds.

COM	GR1	GR2	GR3	GR4	GR5	GR6	GR7	GR8	GR9	GR10	LEA
\$4204	\$4468	\$4730	\$4992	\$5253	\$5516	\$5776	\$6039	\$6302	\$6564	\$6824	\$7077

Note: Clean out option is only available when units are facing the same direction.

OPTIONS

Add upcharge to list price and code to model number


FR	CAL 133 (TB 133) Fire Retardant per yard	\$118	/yd.	FMG	Floor Mount Glide	\$29	ea.
MB	Moisture Barrier (up to 60" overall width)	\$164	ea.	TABFB-(L)	Fixed Blade Tablet (outside or inside, specify (L/R), shape A, B or C)	\$593	ea. tablet
MB60	Moisture Barrier (over 60" overall width)	\$262	ea.	LAM5	Non-standard laminate (5 tablets or less)	\$554	ea. tablet
PC	Polished Chrome Legs	\$45	ea.	SST	Solid Surface Tablet - add to tablet option	\$271	ea. tablet
WOD	Solid Maple Wood Legs	\$32	ea.	SS5	Non-standard Solid Surface (5 tablets or less)	Call For Quote	
2FO	Two Fabric Option	\$131	per unit	CO	Clean Out (overall width up to 60")	\$327	per unit
GD1	Ratchet Ganging Device for Soft Seating	\$112	per pair	CO1	Clean Out (overall width over 60")	\$503	per unit
GD2	Flat Ganging Device for Soft Seating	\$112	per pair				

DIMENSIONS	30° Curve Inside	45° Curve Inside	60° Curve Inside
Seat Depth:	20"	20"	20"
Seat Height:	18"	18"	18"
Overall Depth:	29"	31"	32"
Overall Width:	35"	52"	67"
Overall Height:	33"	33"	33"
Qty./Wt.:	1 ea./112 lbs.	1 ea./145 lbs.	1 ea./180 lbs.



INSIDE 45° CURVE UNIT


MODEL / DESCRIPTION / LIST PRICING



3917 Inside 30° Curve Module (4 legs)

COM Yardage: Total: 4.5 Yds. / Back: 2.5 Yds. / Seat: 2 Yds.


COM	GR1	GR2	GR3	GR4	GR5	GR6	GR7	GR8	GR9	GR10	LEA
\$1929	\$2054	\$2177	\$2320	\$2445	\$2590	\$2734	\$2875	\$3019	\$3160	\$3301	\$3508



3918 Inside 45° Curve Module (4 legs)

COM Yardage: Total: 7 Yds. / Back: 4 Yds. / Seat: 3 Yds.

COM	GR1	GR2	GR3	GR4	GR5	GR6	GR7	GR8	GR9	GR10	LEA
\$2758	\$2935	\$3107	\$3298	\$3474	\$3668	\$3859	\$4053	\$4244	\$4438	\$4628	\$4830



3919 Inside 60° Curve Module (5 legs)

COM Yardage: Total: 8 Yds. / Back: 4.5 Yds. / Seat: 3.5 Yds.

COM	GR1	GR2	GR3	GR4	GR5	GR6	GR7	GR8	GR9	GR10	LEA
\$3537	\$3708	\$3883	\$4076	\$4245	\$4438	\$4628	\$4821	\$5011	\$5204	\$5391	\$5593

Note: Clean out option is only available when units are facing the same direction.

OPTIONS

Add upcharge to list price and code to model number

FR	CAL 133 (TB 133) Fire Retardant per yard	\$118	/yd.	FMG	Floor Mount Glide	\$29	ea.
MB	Moisture Barrier (up to 60" overall width)	\$164	ea.	TABFB-(L)	Fixed Blade Tablet (outside or inside, specify (L/R), shape A, B or C)	\$593	ea. tablet
MB60	Moisture Barrier (over 60" overall width)	\$262	ea.	LAM5	Non-standard laminate (5 tablets or less)	\$554	ea. tablet
PC	Polished Chrome Legs	\$45	ea.	SST	Solid Surface Tablet - add to tablet option	\$271	ea. tablet
WOD	Solid Maple Wood Legs	\$32	ea.	SS5	Non-standard Solid Surface (5 tablets or less)	Call For Quote	
2FO	Two Fabric Option	\$131	per unit	CO	Clean Out (overall width up to 60")	\$327	per unit
GD1	Ratchet Ganging Device for Soft Seating	\$112	per pair	CO1	Clean Out (overall width over 60")	\$503	per unit
GD2	Flat Ganging Device for Soft Seating	\$112	per pair				

DIMENSIONS	20° Curve Outside	30° Curve Outside	45° Curve Outside	60° Curve Outside
Seat Depth:	20"	20"	20"	20"
Seat Height:	18"	18"	18"	18"
Overall Depth:	27"	29"	31"	32"
Overall Width:	23"	35"	52"	67"
Overall Height:	33"	33"	33"	33"
Qty./Wt.:	1 ea./62 lbs.	1 ea./78 lbs.	1 ea./98 lbs.	1 ea./140 lbs.



OUTSIDE 45° CURVE UNIT

MODEL / DESCRIPTION / LIST PRICING



3920 Outside 20° Curve Module (4 legs)

COM Yardage: Total: 4.25 Yds. / Back: 2 Yds. / Seat: 2.25 Yds.

COM	GR1	GR2	GR3	GR4	GR5	GR6	GR7	GR8	GR9	GR10	LEA
\$2008	\$2151	\$2274	\$2418	\$2542	\$2684	\$2826	\$2968	\$3112	\$3253	\$3394	\$3600



3921 Outside 30° Curve Module (4 legs)

COM Yardage: Total: 4.75 Yds. / Back: 2.25 Yds. / Seat: 2.5 Yds.

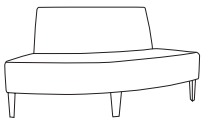
COM	GR1	GR2	GR3	GR4	GR5	GR6	GR7	GR8	GR9	GR10	LEA
\$2137	\$2279	\$2404	\$2545	\$2669	\$2810	\$2950	\$3094	\$3235	\$3379	\$3520	\$3725



3922 Outside 45° Curve Module (4 legs)

COM Yardage: Total: 5.25 Yds. / Back: 2.5 Yds. / Seat: 2.75 Yds.

COM	GR1	GR2	GR3	GR4	GR5	GR6	GR7	GR8	GR9	GR10	LEA
\$3062	\$3237	\$3411	\$3601	\$3777	\$3970	\$4158	\$4351	\$4545	\$4737	\$4929	\$5128



3923 Outside 60° Curve Module (5 legs)

COM Yardage: Total: 7.5 Yds. / Back: 3 Yds. / Seat: 4.5 Yds.

COM	GR1	GR2	GR3	GR4	GR5	GR6	GR7	GR8	GR9	GR10	LEA
\$3620	\$3814	\$3989	\$4175	\$4350	\$4542	\$4733	\$4923	\$5113	\$5305	\$5497	\$5695

Note: Clean out option is only available when units are facing the same direction.

OPTIONS

Add upcharge to list price and code to model number

FR	CAL 133 (TB 133) Fire Retardant per yard	\$118	/yd.	FMG	Floor Mount Glide	\$29	ea.
MB	Moisture Barrier (up to 60" overall width)	\$164	ea.	TABFB- ()	Fixed Blade Tablet (outside or inside, specify (L/R), shape A, B or C)	\$593	ea. tablet
MB60	Moisture Barrier (over 60" overall width)	\$262	ea.	LAM5	Non-standard laminate (5 tablets or less)	\$554	ea. tablet
PC	Polished Chrome Legs	\$45	ea.	SST	Solid Surface Tablet Arm - add to tablet option	\$271	ea. tablet
WOD	Solid Maple Wood Legs	\$32	ea.	SS5	Non-standard Solid Surface (5 tablets or less)	Call For Quote	
2FO	Two Fabric Option	\$131	per unit	CO	Clean Out (overall width up to 50")	\$327	per unit
GD1	Ratchet Ganging Device for Soft Seating	\$112	per pair	CO1	Clean Out (overall width over 50")	\$503	per unit
GD2	Flat Ganging Device for Soft Seating	\$112	per pair				

DIMENSIONS	Corner Square Back	Corner Curve Back
Seat Depth:	20"	20"
Seat Height:	18"	18"
Overall Depth:	27"	27"
Overall Width:	28"	28"
Overall Height:	33"	33"
Qty./Wt.:	1 ea./98 lbs.	1 ea./98 lbs.



CORNER - SQUARE BACK



CORNER - CURVE BACK

MODEL / DESCRIPTION / LIST PRICING



3924 Corner - **Square Back** (4 legs)

COM Yardage: Total: 6 Yds. / Back: 4.5 Yds. / Seat: 1.5 Yds.

COM	GR1	GR2	GR3	GR4	GR5	GR6	GR7	GR8	GR9	GR10	LEA
\$2917	\$3109	\$3284	\$3475	\$3649	\$3841	\$4032	\$4223	\$4415	\$4607	\$4799	\$5001



3925 Corner - **Curve Back** (4 legs)

COM Yardage: Total: 6 Yds. / Back: 4.5 Yds. / Seat: 1.5 Yds.

COM	GR1	GR2	GR3	GR4	GR5	GR6	GR7	GR8	GR9	GR10	LEA
\$2740	\$2937	\$3112	\$3300	\$3476	\$3670	\$3863	\$4057	\$4247	\$4441	\$4634	\$4836

Note: Clean out option is only available when units are facing the same direction.

OPTIONS

Add upcharge to list price and code to model number

FR	CAL 133 (TB 133) Fire Retardant per yard	\$118	/yd.	FMG	Floor Mount Glide	\$29	ea.
MB	Moisture Barrier (up to 60" overall width)	\$164	ea.	CO	Clean Out (overall width up to 60")	\$342	per unit
PC	Polished Chrome Legs	\$45	ea.	TABFB-()	Fixed Blade Tablet (outside or inside, specify (L/R), shape A, B or C)	\$593	ea. tablet
WOD	Solid Maple Wood Legs	\$32	ea.	LAM5	Non-standard laminate (5 tablets or less)	\$554	ea. tablet
2FO	Two Fabric Option	\$131	per unit	SST	Solid Surface Tablet Arm - add to tablet option	\$271	ea. tablet
GD1	Ratchet Ganging Device for Soft Seating	\$112	per pair	SS5	Non-standard Solid Surface (5 tablets or less)	Call For Quote	
GD2	Flat Ganging Device for Soft Seating	\$112	per pair				

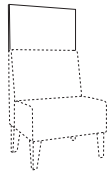
DIMENSIONS	Straight Panel	Straight Panel	Straight Panel	Straight Panel
Panel Depth:	1"	1"	1"	1"
Overall Width:	22"	30"	44"	66"
Overall Height:	48"	48"	48"	48"
Qty./Approx Wt.:	1 ea./100 lbs.	1 ea./110 lbs.	1 ea./120 lbs.	1 ea./135 lbs.



STRAIGHT PRIVACY PANEL

NOTE: SEE PAGE 20 WHEN ADDING SHELF TO UNIT

MODEL / DESCRIPTION / LIST PRICING



3973/22U Straight Panel - Upholstered

COM Yardage - Panel: 2 Yds.

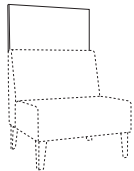
COM	GR1	GR2	GR3	GR4	GR5	GR6	GR7	GR8	GR9	GR10	LEA
\$941	\$1007	\$1050	\$1093	\$1135	\$1180	\$1229	\$1275	\$1326	\$1379	\$1436	\$1699

3976/22L Straight Panel - Laminate

Laminate
\$1159

3957/22A Straight Panel - Acrylic

Acrylic
CALL



3973/30U Straight Panel - Upholstered

COM Yardage - Panel: 2.5 Yds.

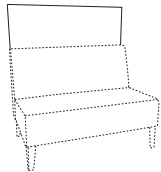
COM	GR1	GR2	GR3	GR4	GR5	GR6	GR7	GR8	GR9	GR10	LEA
\$1169	\$1250	\$1300	\$1348	\$1408	\$1460	\$1520	\$1582	\$1643	\$1708	\$1778	\$2100

3976/30L Straight Panel - Laminate

Laminate
\$1402

3957/30A Straight Panel - Acrylic

Acrylic
CALL



3974/44U Straight Panel - Upholstered

COM Yardage - Panel: 4 Yds.

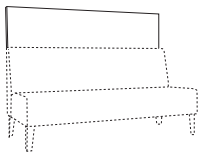
COM	GR1	GR2	GR3	GR4	GR5	GR6	GR7	GR8	GR9	GR10	LEA
\$1342	\$1436	\$1491	\$1554	\$1613	\$1680	\$1747	\$1817	\$1890	\$1965	\$2045	\$2415

3977/44L Straight Panel - Laminate

Laminate
\$1614

3960/44A Straight Panel - Acrylic

Acrylic
CALL



3975/66U Straight Panel - Upholstered

COM Yardage - Panel: 5 Yds.

COM	GR1	GR2	GR3	GR4	GR5	GR6	GR7	GR8	GR9	GR10	LEA
\$2095	\$2241	\$2330	\$2425	\$2522	\$2624	\$2727	\$2836	\$2950	\$3069	\$3188	\$3770

3978/66L Straight Panel - Laminate

Laminate
\$2515

3965/66A Straight Panel - Acrylic

Acrylic
CALL

Note for Edge of privacy panels:

- Straight panels: available with Standard 3MM PVC or laminate self edge.
Select from any of our Standard 3MM PVC edges in solid or wood tone, no custom colors available.
- Curved panels: are only available with laminate self edge.
- Both straight and curved panels: when combining straight panels and curved panels, ONLY self edge is available.

OPTIONS

Add upcharge to list price and code to model number

FR	CAL 133 (TB 133) Fire Retardant per yard	\$118	/yd.
----	--	-------	------

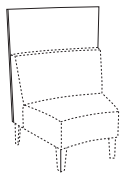
DIMENSIONS	30°	45°	60°
Panel Depth:	1"	1"	1"
Overall Width:	32"	52"	67"
Overall Height:	48"	48"	48"
Qty./Approx Wt.:	1 ea./135 lbs.	1 ea./145 lbs.	1 ea./160 lbs.



45° INSIDE CURVE PANEL

NOTE: SEE PAGE 20 WHEN ADDING SHELF TO UNIT

MODEL / DESCRIPTION / LIST PRICING




3991/30U 30° Curve - Upholstered

COM Yardage - Panel: 2.5 Yds.

COM	GR1	GR2	GR3	GR4	GR5	GR6	GR7	GR8	GR9	GR10	LEA
\$1752	\$1871	\$1944	\$2026	\$2107	\$2190	\$2278	\$2368	\$2466	\$2562	\$2664	\$3151

3991/30L 30° Curve - Laminate

Laminate
\$2295



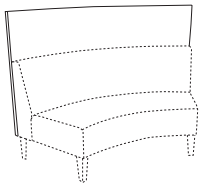
3992/45U 45° Curve - Upholstered

COM Yardage - Panel: 4 Yds.

COM	GR1	GR2	GR3	GR4	GR5	GR6	GR7	GR8	GR9	GR10	LEA
\$2015	\$2156	\$2239	\$2328	\$2423	\$2521	\$2622	\$2726	\$2834	\$2948	\$3062	\$3623

3992/45L 45° Curve - Laminate

Laminate
\$2638



3993/60U 60° Curved - Upholstered

COM Yardage - Panel: 5 Yds.

COM	GR1	GR2	GR3	GR4	GR5	GR6	GR7	GR8	GR9	GR10	LEA
\$3143	\$3362	\$3498	\$3639	\$3781	\$3934	\$4089	\$4256	\$4423	\$4604	\$4786	\$5658

3993/60L 60° Curve - Laminate

Laminate
\$4113

Note for Edge of privacy panels:

- Straight panels: available with Standard 3MM PVC or laminate self edge.
Select from any of our Standard 3MM PVC edges in solid or wood tone, no custom colors available.
- Curved panels: are only available with laminate self edge.
- Both straight and curved panels: when combining straight panels and curved panels,
ONLY self edge is available.

OPTIONS

Add upcharge to list price and code to model number

FR	CAL 133 (TB 133) Fire Retardant per yard	\$118	/yd.
----	--	-------	------

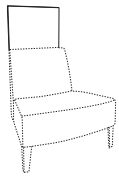
DIMENSIONS	30°	45°	60°
Panel Depth:	1"	1"	1"
Overall Width:	32"	52"	67"
Overall Height:	48"	48"	48"
Qty./Approx Wt.:	1 ea./135 lbs.	1 ea./145 lbs.	1 ea./160 lbs.

NOTE: SEE PAGE 20 WHEN ADDING SHELF TO UNIT



60° OUTSIDE CURVE PANEL

MODEL / DESCRIPTION / LIST PRICING



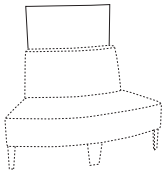
3997/30U 30° Curve - Upholstered

COM Yardage - Panel: 2.5 Yds.

COM	GR1	GR2	GR3	GR4	GR5	GR6	GR7	GR8	GR9	GR10	LEA
\$1489	\$1591	\$1655	\$1721	\$1790	\$1863	\$1938	\$2015	\$2095	\$2177	\$2265	\$3151

3997/30L 30° Curve - Laminate

Laminate
\$1947



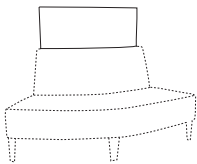
3998/45U 45° Curve - Upholstered

COM Yardage - Panel: 3 Yds.

COM	GR1	GR2	GR3	GR4	GR5	GR6	GR7	GR8	GR9	GR10	LEA
\$1712	\$1832	\$1905	\$1978	\$2063	\$2140	\$2230	\$2315	\$2406	\$2506	\$2601	\$3623

3998/45L 45° Curve - Laminate

Laminate
\$2243



3999/60U 60° Curve - Upholstered

COM Yardage - Panel: 4 Yds.

COM	GR1	GR2	GR3	GR4	GR5	GR6	GR7	GR8	GR9	GR10	LEA
\$2670	\$2857	\$2973	\$3093	\$3216	\$3342	\$3479	\$3619	\$3761	\$3909	\$4071	\$5658

3999/60L 60° Curve - Laminate

Laminate
\$3498

Note for Edge of privacy panels:

- Straight panels: available with Standard 3MM PVC or laminate self edge.
Select from any of our Standard 3MM PVC edges in solid or wood tone, no custom colors available.
- Curved panels: are only available with laminate self edge.
- Both straight and curved panels: when combining straight panels and curved panels,
ONLY self edge is available.

OPTIONS

Add upcharge to list price and code to model number

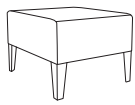
FR	CAL 133 (TB 133) Fire Retardant per yard	\$118	/yd.
----	--	-------	------

DIMENSIONS	Single Seat	Bariatric Backless	Two Seat Backless	Three Seat Backless
Overall Depth:	27"	27"	27"	27"
Overall Width:	22"	30"	44"	66"
Seat Height:	18"	18"	18"	18"
Qty./Wt.:	1 ea./44 lbs.	1 ea./65 lbs.	1 ea./89 lbs.	1 ea./115 lbs.



TWO SEAT 44" BACKLESS MODULAR UNIT

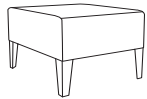
MODEL / DESCRIPTION / LIST PRICING



3926 Single Seat 22" Backless Modular Unit (4 legs)

COM Yardage: Total: 2.25 Yds. / Sides: 1.25 Yds. / Top: 1 Yds.

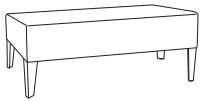
COM	GR1	GR2	GR3	GR4	GR5	GR6	GR7	GR8	GR9	GR10	LEA
\$1610	\$1817	\$2028	\$2236	\$2441	\$2650	\$2858	\$3067	\$3272	\$3480	\$3691	\$3890



3927 Bariatric 30" Backless Modular Unit (4 legs)

COM Yardage: Total: 2.75 Yds. / Sides: 1.5 Yds. / Top: 1.25 Yds.

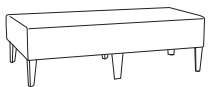
COM	GR1	GR2	GR3	GR4	GR5	GR6	GR7	GR8	GR9	GR10	LEA
\$1997	\$2206	\$2415	\$2622	\$2828	\$3038	\$3246	\$3453	\$3664	\$3870	\$4080	\$4276



3928 Two Seat 44" Backless Modular Unit (4 legs)

COM Yardage: Total: 3.25 Yds. / Sides: 1.75 Yds. / Top: 1.5 Yds.

COM	GR1	GR2	GR3	GR4	GR5	GR6	GR7	GR8	GR9	GR10	LEA
\$2864	\$3071	\$3280	\$3486	\$3695	\$3904	\$4111	\$4318	\$4527	\$4736	\$4945	\$5141



3929 Three Seat 66" Backless Modular Unit (6 legs)

COM Yardage: Total: 4.5 Yds. / Sides: 2.5 Yds. / Top: 2 Yds.

COM	GR1	GR2	GR3	GR4	GR5	GR6	GR7	GR8	GR9	GR10	LEA
\$3292	\$3502	\$3707	\$3917	\$4126	\$4332	\$4542	\$4748	\$4957	\$5165	\$5374	\$5573

OPTIONS

Add upcharge to list price and code to model number

FR	CAL 133 (TB 133) Fire Retardant per yard	\$118	/yd.	FMG	Floor Mount Glide	\$29	ea.
MB	Moisture Barrier (up to 60" overall width)	\$164	ea.	TABFB-()	Fixed Blade Tablet (outside or inside, specify (L/R), shape A, B or C)	\$593	ea. tablet
MB60	Moisture Barrier (over 60" overall width)	\$262	ea.	LAM5	Non-standard laminate (5 tablets or less)	\$554	ea. tablet
PC	Polished Chrome Legs	\$45	ea.	SST	Solid Surface Tablet Arm - add to tablet option	\$271	ea. tablet
WOD	Solid Maple Wood Legs	\$32	ea.	SS5	Non-standard Solid Surface (5 tablets or less)	Call For Quote	
2FO	Two Fabric Option	\$131	per unit				
GD1	Ratchet Ganging Device for Soft Seating	\$112	per pair				
GD2	Flat Ganging Device for Soft Seating	\$112	per pair				

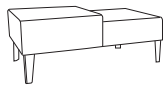
DIMENSIONS	Two Unit / Side Table	Three Unit / Online Table
Overall Depth:	27"	27"
Overall Width:	44"	66"
Seat Height:	18"	18"
Table Height:	16"	16"
Qty./Wt.:	1 ea./44 lbs.	1 ea./115 lbs.



66" BACKLESS MODULAR WITH ONLINE TABLE, SHOWN WITH 44" STRAIGHT MODULE

L - LAMINATE
W - WOOD VENEER

MODEL / DESCRIPTION / LIST PRICING



3930L 44" Backless Unit w/ Online Table - **Laminate** (4 legs)

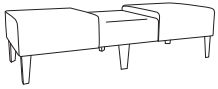
COM Yardage: 2.5 Yds. / Top: 1 Yds. / Sides: 1.5 Yds.

COM	GR1	GR2	GR3	GR4	GR5	GR6	GR7	GR8	GR9	GR10	LEA
\$2920	\$3126	\$3252	\$3381	\$3517	\$3655	\$3803	\$3954	\$4115	\$4277	\$4449	\$5259

3930W 44" Backless Unit w/ Online Table - **Veneer** (4 legs)

COM Yardage: 2.5 Yds.

COM	GR1	GR2	GR3	GR4	GR5	GR6	GR7	GR8	GR9	GR10	LEA
\$3159	\$3381	\$3518	\$3656	\$3803	\$3958	\$4115	\$4279	\$4450	\$4627	\$4811	\$5687



3931L 66" Backless Unit w/ Center Online Table - **Laminate** (6 legs)

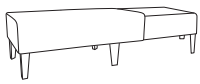
COM Yardage: 4.5 Yds. / Tops: 1.5 Yds. / Sides: 3 Yds.

COM	GR1	GR2	GR3	GR4	GR5	GR6	GR7	GR8	GR9	GR10	LEA
\$3290	\$3521	\$3663	\$3805	\$3960	\$4117	\$4282	\$4452	\$4629	\$4816	\$5009	\$5919

3931W 66" Backless Unit w/ Center Online Table - **Veneer** (6 legs)

COM Yardage: 4.5 Yds.

COM	GR1	GR2	GR3	GR4	GR5	GR6	GR7	GR8	GR9	GR10	LEA
\$3452	\$3694	\$3844	\$3995	\$4153	\$4322	\$4495	\$4674	\$4858	\$5057	\$5258	\$6213



3932L 66" Backless Unit w/ Online Table - **Laminate** (6 legs)

COM Yardage: 4.5 Yds. / Tops: 1.5 Yds. / Sides: 3 Yds.

COM	GR1	GR2	GR3	GR4	GR5	GR6	GR7	GR8	GR9	GR10	LEA
\$3290	\$3521	\$3663	\$3805	\$3960	\$4117	\$4282	\$4452	\$4629	\$4816	\$5009	\$5919

3932W 66" Backless Unit w/ Online Table - **Veneer** (6 legs)

COM Yardage: 4.5 Yds.

COM	GR1	GR2	GR3	GR4	GR5	GR6	GR7	GR8	GR9	GR10	LEA
\$3452	\$3694	\$3844	\$3995	\$4153	\$4322	\$4495	\$4674	\$4858	\$5057	\$5258	\$6213

CORIAN TOPS - PLEASE CALL FOR A QUOTE

OPTIONS

Add upcharge to list price and code to model number

FR	CAL 133 (TB 133) Fire Retardant per yard	\$118	/yd.	FMG	Floor Mount Glide	\$29	ea.
MB	Moisture Barrier (up to 60" overall width)	\$164	ea.	TABFB-()	Fixed Blade Tablet (outside or inside, specify (L/R), shape A, B or C)	\$593	ea. tablet
MB60	Moisture Barrier (over 60" overall width)	\$262	ea.	LAM5	Non-standard laminate (5 tablets or less)	\$554	ea. tablet
PC	Polished Chrome Legs	\$45	ea.	SST	Solid Surface Tablet Arm - add to tablet option	\$271	ea. tablet
WOD	Solid Maple Wood Legs	\$32	ea.	SS5	Non-standard Solid Surface (5 tablets or less)	Call For Quote	
2FO	Two Fabric Option	\$131	per unit				
GD1	Ratchet Ganging Device for Soft Seating	\$112	per pair				
GD2	Flat Ganging Device for Soft Seating	\$112	per pair				

DIMENSIONS	20° Curve Backless	30° Curve Backless	45° Curve Backless	60° Curve Backless
Seat Depth:	27"	27"	27"	27"
Overall Depth:	28"	29"	31"	32"
Overall Width:	32"	35"	52"	67"
Seat Height:	18"	18"	18"	18"
Qty./Wt.:	1 ea./44 lbs.	1 ea./65 lbs.	1 ea./85 lbs.	1 ea./110 lbs.



60° BACKLESS CURVE MODULE

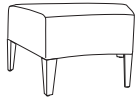
MODEL / DESCRIPTION / LIST PRICING



3933 20° Curve Backless Modular Unit (4 legs)

COM Yardage: Total: 2.5 Yds. / Sides: 1.5 Yds. / Top: 1 Yds.

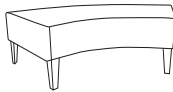
COM	GR1	GR2	GR3	GR4	GR5	GR6	GR7	GR8	GR9	GR10	LEA
\$1649	\$1768	\$1889	\$2030	\$2151	\$2291	\$2428	\$2565	\$2705	\$2845	\$2982	\$3182



3934 30° Curve Backless Modular Unit (4 legs)

COM Yardage: Total: 3 Yds. / Sides: 1.75 Yds. / Top: 1.25 Yds.

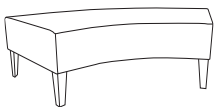
COM	GR1	GR2	GR3	GR4	GR5	GR6	GR7	GR8	GR9	GR10	LEA
\$1766	\$1886	\$2008	\$2147	\$2265	\$2407	\$2545	\$2684	\$2821	\$2961	\$3097	\$3298



3935 45° Curve Backless Modular Unit (4 legs)

COM Yardage: Total: 3.75 Yds. / Sides: 2 Yds. / Top: 1.75 Yds.

COM	GR1	GR2	GR3	GR4	GR5	GR6	GR7	GR8	GR9	GR10	LEA
\$2433	\$2600	\$2706	\$2816	\$2923	\$3043	\$3167	\$3292	\$3424	\$3564	\$3704	\$4378



3936 60° Curve Backless Modular Unit (5 legs)

COM Yardage: Total: 4.5 Yds. / Sides: 2.25 Yds. / Top: 2.25 Yds.

COM	GR1	GR2	GR3	GR4	GR5	GR6	GR7	GR8	GR9	GR10	LEA
\$2961	\$3168	\$3294	\$3425	\$3565	\$3706	\$3852	\$4009	\$4171	\$4334	\$4507	\$5329

OPTIONS

Add upcharge to list price and code to model number

FR	CAL 133 (TB 133) Fire Retardant per yard	\$118	/yd.
MB	Moisture Barrier (up to 60" overall width)	\$164	ea.
MB60	Moisture Barrier (over 60" overall width)	\$262	ea.
PC	Polished Chrome Legs	\$45	ea.
WOD	Solid Maple Wood Legs	\$32	ea.
2FO	Two Fabric Option	\$131	per unit
GD1	Ratchet Ganging Device for Soft Seating	\$112	per pair
GD2	Flat Ganging Device for Soft Seating	\$112	per pair

FMG	Floor Mount Glide	\$29	ea.
TABFB- ()	Fixed Blade Tablet (outside or inside, specify (L/R), shape A, B or C)	\$593	ea. tablet
LAM5	Non-standard laminate (5 tablets or less)	\$554	ea. tablet
SST	Solid Surface Tablet Arm - add to tablet option	\$271	ea. tablet
SS5	Non-standard Solid Surface (5 tablets or less)	Call For Quote	


DIMENSIONS	Straight Arm	Slope Arm	Quad Arm
Overall Depth:	27"	27"	27"
Overall Width:	3"	2"	3"
Overall Height:	25"	24"	25"
Qty./Wt.:	1 ea./25 lbs.	1 ea./25 lbs.	1 ea./25 lbs.



STRAIGHT ARM

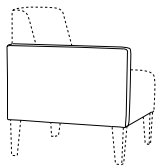


SLOPE ARM



QUAD ARM

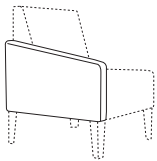
MODEL / DESCRIPTION / LIST PRICING



3967L/R Straight Arm-Left or Right Outside

COM Yardage: 1.5 Yds.

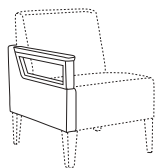
COM	GR1	GR2	GR3	GR4	GR5	GR6	GR7	GR8	GR9	GR10	LEA
\$432	\$462	\$482	\$504	\$523	\$542	\$563	\$587	\$608	\$635	\$661	\$777



3968L/R Slope Arm-Left or Right Outside

COM Yardage: 1.5 Yds.

COM	GR1	GR2	GR3	GR4	GR5	GR6	GR7	GR8	GR9	GR10	LEA
\$508	\$544	\$565	\$589	\$611	\$637	\$664	\$688	\$713	\$746	\$775	\$914



3969L/R Metal Quad Arm-Left or Right Outside

COM Yardage: 1.5 Yds.

COM	GR1	GR2	GR3	GR4	GR5	GR6	GR7	GR8	GR9	GR10	LEA
\$625	\$669	\$697	\$720	\$749	\$782	\$812	\$846	\$878	\$914	\$951	\$1121

TABLET SHAPES

Three Tablet Shapes::

Choose from the three shapes shown and specify; A, B or C and left or right (outside tablet) when ordering.

Example: TABF-(A) Left - this would be a fixed shape A tablet on the left side (when seated).

Laminate Top: Tops are 3/4"

Tablet orders of 5 or less have 4 standard laminate colors:

- Wilsonart Black 1595-60
- Wilsonart Montana Walnut 7110K-78
- Formica Brite White 459-58
- Nevamar Silver Alu Metalx MXT003

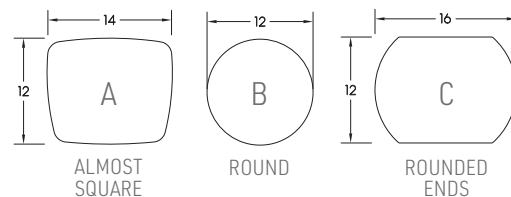
Edge: 6F Multi-Ply

Solid Surface Top:

Tablet orders of 5 or less have 4 standard Corian colors:

- Bone
- Canyon
- Glacier White
- Silver Grey

Note: Tablets not available on Slope or Quad Arm, and cannot be used with arm caps.



OPTIONS

Add upcharge to list price and code to model number

FR	CAL 133 (TB 133) Fire Retardant per yard	\$118	/yd.
WAC	Single Wood Arm Cap	\$116	ea.
PAC	Single Poly Arm Cap - Standard Black/Charcoal	\$89	ea.

*Poly Arm Caps are standard on Quad Arms in Black or Charcoal - Please deduct \$30 list per arm for no arm caps on quad arms. Quad arm available in powder coat only.

TAB-()	Swivel Tablet (specify A, B or C, left or right arm)	\$653	ea. tablet
TABR1-()	Removable Tablet (specify A, B or C, left or right arm)	\$756	ea. tablet
TABR2-()	Removable Tablet (specify A, B or C both arm openings)	\$893	ea. tablet
LAM5	Non-standard laminate (5 tablets or less)	\$554	ea. tablet
SST	Solid Surface Tablet Arm - add to tablet option	\$271	ea. tablet
SS5	Non-standard Solid Surface (5 tablets or less)	Call For Quote	

DIMENSIONS	Straight Center Arm	Slope Center Arm	Quad Center Arm
Overall Depth:	19"	19"	19"
Overall Width:	2"	2"	2"
Overall Height:	25"	25"	25"
Qty./Wt.:	1 ea./25 lbs.	1 ea./25 lbs.	1 ea./25 lbs.



STRAIGHT CENTER ARM

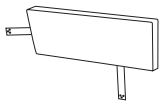


SLOPE CENTER ARM



QUAD CENTER ARM

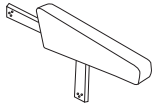
MODEL / DESCRIPTION / LIST PRICING



3970C Straight Arm - Center (No Poly Arm Cap)

COM Yardage: 1 Yds.

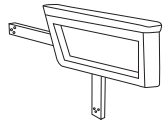
COM	GR1	GR2	GR3	GR4	GR5	GR6	GR7	GR8	GR9	GR10	LEA
\$432	\$462	\$482	\$504	\$523	\$542	\$563	\$587	\$608	\$635	\$661	\$777



3971C Slope Arm - Center (No Poly Arm Cap)

COM Yardage: .75 Yds.

COM	GR1	GR2	GR3	GR4	GR5	GR6	GR7	GR8	GR9	GR10	LEA
\$489	\$523	\$544	\$565	\$587	\$610	\$635	\$661	\$688	\$712	\$745	\$877



3972C Metal Quad Arm - Center

COM
\$569

OPTIONS

Add upcharge to list price and code to model number

FR	CAL 133 (TB 133) Fire Retardant per yard	\$118	/yd.	WAC	Single Wood Arm Cap	\$116	ea.
----	--	-------	------	-----	---------------------	-------	-----

*Poly Arm Caps are standard on Quad Arms in Black or Charcoal - Please deduct \$30 list per arm for no arm caps on quad arms. Quad arm available in powder coat only.

	café	counter	bar
Shelf Height	30"	36"	40"/42"
Shelf Depth	10"	10"	10"

When ordering bar back panel, please specify the following shelf height:

PANEL SELECTION

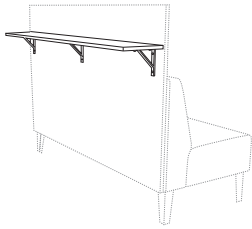
- 1) Laminate
- 2) Size straight: 30", 44", 66" Size curve 30°, 45°, 60°
- 3) Specify height: Café-30", Counter Height-36", Bar Height-40"/42"
- 4) Table Surface Selection: Laminate
- 5) Specify Bracket powder coat finish

TO ORDER THE SHELVING UNITS, PRIVACY PANELS MUST ALSO BE ORDERED



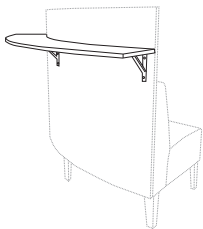
MODEL / DESCRIPTION / LIST PRICING

STRAIGHT SHELVING



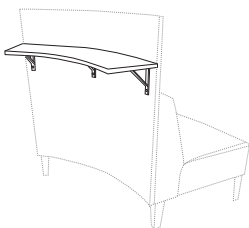
Model Number	Unit Width	Shelf Depth	Shipping Weight.	Laminate Top 2C or 3D
4003	30" W	10"	35 lbs.	\$1013
4004	44" W	10"	45 lbs.	\$1167
4005	66" W	10"	55 lbs.	\$1569
	30" - 2 brackets	44" - 3 brackets	66" - 3 brackets	

INSIDE CURVE SHELVING

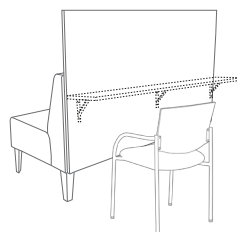


Model Number	Curved Unit Angle	Shelf Depth	Shipping Weight.	Laminate Top 2C or 3D
4006	30°	10"	38 lbs.	\$1274
4007	45°	10"	48 lbs.	\$1507
4008	60°	10"	58 lbs.	\$1960
	30° - 2 brackets	45° - 3 brackets	60° - 3 brackets	

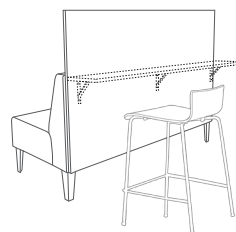
OUTSIDE CURVE SHELVING



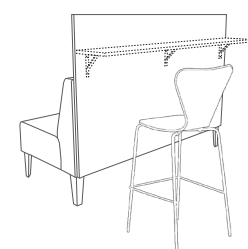
Model Number	Curved Unit Angle	Shelf Depth	Shipping Weight.	Laminate Top 2C or 3D
4009	30°	10"	38 lbs.	\$1274
4010	45°	10"	48 lbs.	\$1507
4011	60°	10"	58 lbs.	\$1960
	30° - 2 brackets	45° - 3 brackets	60° - 3 brackets	



café height - 30"



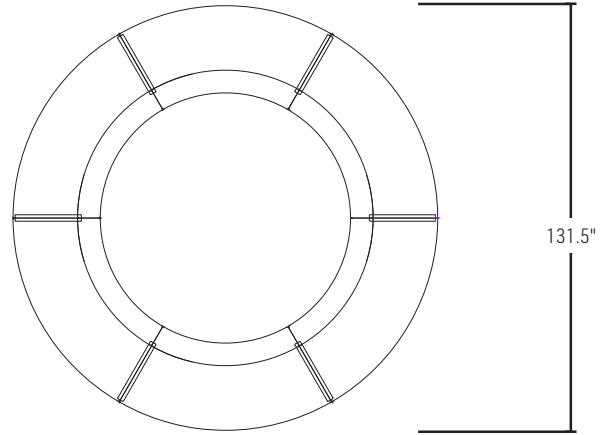
counter height - 36"



straight panel bar height - 42"



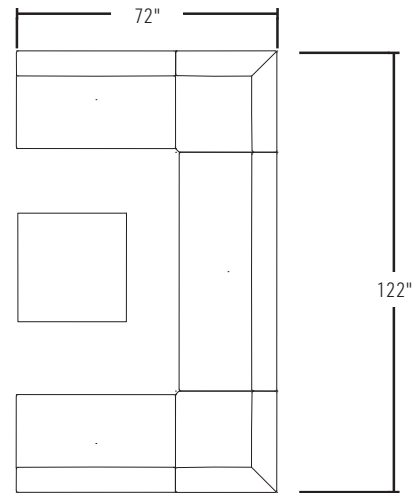
CIRCULAR CONFIGURATION: SIX 60° OUTSIDE CURVE UNITS WITH OPTIONAL SLOPE CENTER ARMS



CIRCULAR CONFIGURATION



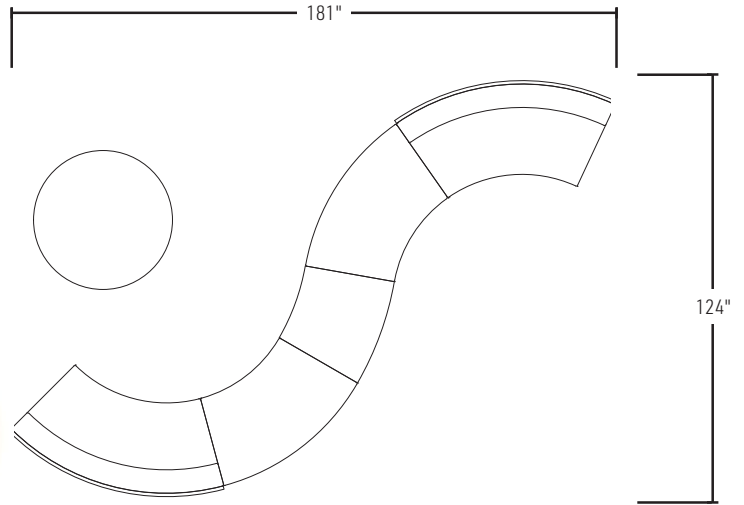
"U" CONFIGURATION: TWO 44" STRAIGHT MODULAR UNITS, TWO CORNER MODULAR UNITS, ONE 66" STRAIGHT MODULAR AND DUNCAN TABLE



"U" CONFIGURATION



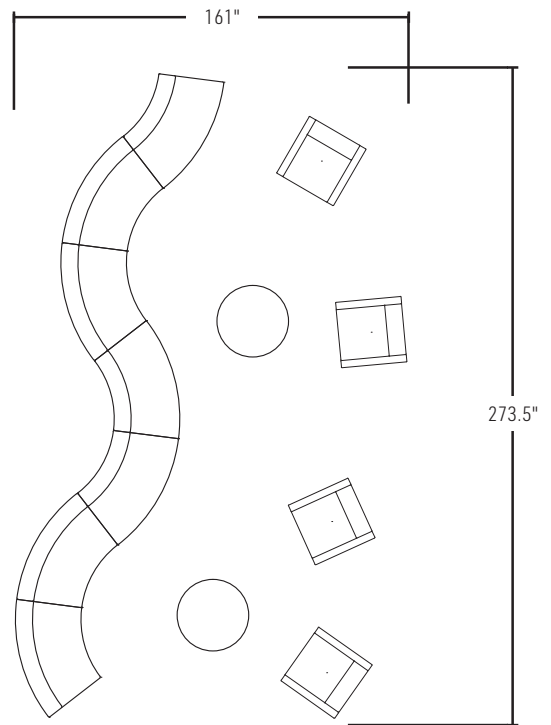
"S" CONFIGURATION: TWO 60° INSIDE CURVE MODULAR UNITS WITH PRIVACY PANELS, TWO BACKLESS CURVE UNITS, DUNCAN WEDGE TABLE AND 48" OTTOMAN



"S" CONFIGURATION



LARGE MODULAR CONFIGURATION: THREE INSIDE 45° CURVE MODULAR UNITS, THREE OUTSIDE 45° CURVE UNITS, FOUR SINGLE LOUNGE UNITS AND TWO DUNCAN TABLES



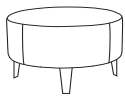
LARGE MODULAR CONFIGURATION

DIMENSIONS	30" Round	36" Round	42" Round	48" Round
Overall Depth:	30"	36"	42"	48"
Overall Width:	30"	36"	42"	48"
Overall Height:	18"	18"	18"	18"
Qty./Wt.:	1 ea./44 lbs.	1 ea./77 lbs.	1 ea./88 lbs.	1 ea./115 lbs.



36" ROUND OTTOMAN

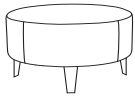
MODEL / DESCRIPTION / LIST PRICING



3947 30" Round Ottoman (4 legs)

COM Yardage: 2 Yds.

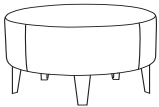
COM	GR1	GR2	GR3	GR4	GR5	GR6	GR7	GR8	GR9	GR10	LEA
\$2028	\$2169	\$2257	\$2348	\$2438	\$2537	\$2638	\$2744	\$2852	\$2968	\$3086	\$3647



3948 36" Round Ottoman (4 legs)

COM Yardage: 2.75 Yds.

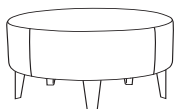
COM	GR1	GR2	GR3	GR4	GR5	GR6	GR7	GR8	GR9	GR10	LEA
\$2828	\$3027	\$3148	\$3271	\$3404	\$3539	\$3682	\$3830	\$3981	\$4140	\$4307	\$5092



3949 42" Round Ottoman (5 legs)

COM Yardage: 3.5 Yds.

COM	GR1	GR2	GR3	GR4	GR5	GR6	GR7	GR8	GR9	GR10	LEA
\$2872	\$3075	\$3196	\$3323	\$3456	\$3594	\$3739	\$3888	\$4043	\$4203	\$4370	\$5168



3950 48" Round Ottoman (5 legs)

COM Yardage: 4 Yds.

COM	GR1	GR2	GR3	GR4	GR5	GR6	GR7	GR8	GR9	GR10	LEA
\$3229	\$3461	\$3597	\$3741	\$3890	\$4047	\$4205	\$4377	\$4552	\$4734	\$4922	\$5819

OPTIONS

Add upcharge to list price and code to model number

FR	CAL 133 (TB 133) Fire Retardant per yard	\$118	/yd.
MB	Moisture Barrier (up to 60" overall width)	\$164	ea.
FMG	Floor Mount Glide	\$29	ea.

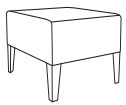
PC	Polished Chrome Legs	\$45	ea.
WOD	Solid Maple Wood Legs	\$32	ea.
2FO	Two Fabric Option	\$131	per unit

DIMENSIONS	27" Square	36" Square	48" Square
Overall Depth:	27"	36"	48"
Overall Width:	27"	36"	48"
Overall Height:	18"	18"	18"
Qty./Wt.:	1 ea./46 lbs.	1 ea./74 lbs.	1 ea./112 lbs.



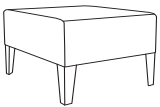
27" SQUARE OTTOMAN

MODEL / DESCRIPTION / LIST PRICING



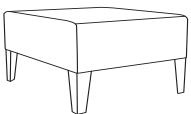
3951 27" Square Ottoman (4 legs) COM Yardage: 2.5 Yds.

COM	GR1	GR2	GR3	GR4	GR5	GR6	GR7	GR8	GR9	GR10	LEA
\$1734	\$1858	\$1932	\$2010	\$2088	\$2172	\$2259	\$2350	\$2444	\$2542	\$2643	\$3124



3952 36" Square Ottoman (4 legs) COM Yardage: 3 Yds.

COM	GR1	GR2	GR3	GR4	GR5	GR6	GR7	GR8	GR9	GR10	LEA
\$2625	\$2810	\$2920	\$3038	\$3158	\$3288	\$3417	\$3555	\$3697	\$3845	\$3997	\$4724



3953 48" Square Ottoman (4 legs) COM Yardage: 3.75 Yds.

COM	GR1	GR2	GR3	GR4	GR5	GR6	GR7	GR8	GR9	GR10	LEA
\$3058	\$3270	\$3402	\$3538	\$3679	\$3827	\$3978	\$4138	\$4304	\$4476	\$4654	\$5504

OPTIONS

Add upcharge to list price and code to model number

FR	CAL 133 (TB 133) Fire Retardant per yard	\$118	/yd.
MB	Moisture Barrier (up to 60" overall width)	\$164	ea.
PC	Polished Chrome Legs	\$45	ea.
WOD	Solid Maple Wood Legs	\$32	ea.
2FO	Two Fabric Option	\$131	per unit

GD1	Ratchet Ganging Device for Soft Seating	\$112	pair
GD2	Flat Ganging Device for Soft Seating	\$112	pair
FMG	Floor Mount Glide	\$29	ea.

DIMENSIONS	Ottoman	2 Seater	3 Seater
Seat Depth:	20"	20"	20"
Overall Width:	22"	44"	66"
Seat Height:	18"	18"	18"
Qty./Wt.:	1 ea./44 lbs.	1 ea./77 lbs.	1 ea./88 lbs.



TWO SEAT FREE STANDING BENCH

MODEL / DESCRIPTION / LIST PRICING



3941 Single Seat 22" Bench (4 legs)

COM Yardage: 2 Yds..

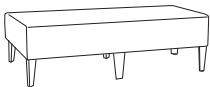
COM	GR1	GR2	GR3	GR4	GR5	GR6	GR7	GR8	GR9	GR10	LEA
\$1463	\$1562	\$1627	\$1690	\$1759	\$1831	\$1905	\$1979	\$2055	\$2140	\$2223	\$2632



3942 Two Seat 44" Bench (4 legs)

COM Yardage: 3 Yds..

COM	GR1	GR2	GR3	GR4	GR5	GR6	GR7	GR8	GR9	GR10	LEA
\$2522	\$2698	\$2807	\$2917	\$3034	\$3154	\$3284	\$3412	\$3550	\$3694	\$3843	\$4537



3943 Three Seat 66" Bench (6 legs)

COM Yardage: 4.25 Yds.

COM	GR1	GR2	GR3	GR4	GR5	GR6	GR7	GR8	GR9	GR10	LEA
\$2954	\$3159	\$3289	\$3419	\$3555	\$3698	\$3846	\$3999	\$4158	\$4325	\$4500	\$5318


OPTIONS

Add upcharge to list price and code to model number

FR	CAL 133 (TB 133) Fire Retardant per yard	\$118	/yd.
MB	Moisture Barrier (up to 60" overall width)	\$164	ea.
PC	Polished Chrome Legs	\$45	ea.
WOD	Solid Maple Wood Legs	\$32	ea.
2FO	Two Fabric Option	\$131	per unit

GD1	Ratchet Ganging Device for Soft Seating	\$112	per pair
GD2	Flat Ganging Device for Soft Seating	\$112	per pair
FMG	Floor Mount Glide	\$29	ea.
TABFB-()	Fixed Blade Tablet (outside or inside, specify (L/R), shape A, B or C)	\$593	ea. tablet
SST	Solid Surface Tablet Arm - add to tablet option	\$271	ea. tablet

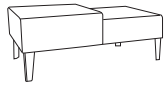
DIMENSIONS	Two Unit / Side Table	Three Unit / Online Table
Seat Depth:	20"	20"
Overall Width:	44"	66"
Seat Height:	18"	18"
Table Height:	16"	16"
Qty./Wt.:	1 ea./44 lbs.	1 ea./88 lbs.



TWO SPACE FREE STANDING BENCH / SIDE TABLE

L - LAMINATE
W - WOOD VENEER

MODEL / DESCRIPTION / LIST PRICING

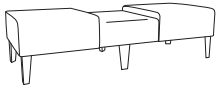


3944L-L/R 44" Bench with Online Table - **Laminate** (4 legs) COM Yardage: 2 Yds..

COM	GR1	GR2	GR3	GR4	GR5	GR6	GR7	GR8	GR9	GR10	LEA
\$2810	\$3007	\$3126	\$3252	\$3381	\$3517	\$3655	\$3803	\$3954	\$4115	\$4276	\$5057

3944W-L/R 44" Bench with Online Table - **Veneer** (4 legs) COM Yardage: 2 Yds..

COM	GR1	GR2	GR3	GR4	GR5	GR6	GR7	GR8	GR9	GR10	LEA
\$2950	\$3155	\$3284	\$3412	\$3550	\$3694	\$3843	\$3995	\$4153	\$4322	\$4493	\$5310



3945L 66" Bench with Center Online Table - **Laminate** (6 legs) COM Yardage: 4 Yds..

COM	GR1	GR2	GR3	GR4	GR5	GR6	GR7	GR8	GR9	GR10	LEA
\$3164	\$3388	\$3522	\$3664	\$3808	\$3962	\$4119	\$4286	\$4456	\$4634	\$4821	\$5694

3945W 66" Bench with Center Online Table - **Veneer** (6 legs) COM Yardage: 4 Yds..

COM	GR1	GR2	GR3	GR4	GR5	GR6	GR7	GR8	GR9	GR10	LEA
\$3323	\$3556	\$3698	\$3846	\$3999	\$4158	\$4325	\$4500	\$4679	\$4863	\$5060	\$5982



3946L-L/R 66" Bench with Online Table - **Laminate** (6 legs) COM Yardage: 4 Yds..

COM	GR1	GR2	GR3	GR4	GR5	GR6	GR7	GR8	GR9	GR10	LEA
\$3164	\$3388	\$3522	\$3664	\$3808	\$3962	\$4119	\$4286	\$4456	\$4634	\$4821	\$5694

3946W-L/R 66" Bench with Online Table - **Veneer** (6 legs) COM Yardage: 4 Yds..

COM	GR1	GR2	GR3	GR4	GR5	GR6	GR7	GR8	GR9	GR10	LEA
\$3323	\$3556	\$3698	\$3846	\$3999	\$4158	\$4325	\$4500	\$4679	\$4863	\$5060	\$5982

OPTIONS

Add upcharge to list price and code to model number

FR	CAL 133 (TB 133) Fire Retardant per yard	\$118	/yd.
MB	Moisture Barrier (up to 60" overall width)	\$164	ea.
PC	Polished Chrome Legs	\$45	ea.
WOD	Solid Maple Wood Legs	\$32	ea.
2FO	Two Fabric Option	\$131	per unit

GD1	Ratchet Ganging Device for Soft Seating	\$112	per pair
GD2	Flat Ganging Device for Soft Seating	\$112	per pair
FMG	Floor Mount Glide	\$29	ea.
TABFB- ()	Fixed Blade Tablet (outside or inside, specify (L/R), shape A, B or C)	\$593	ea. tablet
SST	Solid Surface Tablet Arm - add to tablet option	\$271	ea. tablet

OPTIONS

- CODE: FR - CAL 133 (TB 133) Fire Retardant
- CODE: MB - Moisture Barrier (up to 60" overall width)
- CODE: PC - Polished Chrome Legs
- CODE: WOD - Solid Maple Wood Legs with felt pads
- CODE: 2FO - Two Fabric Option
- CODE: 3FO - Three Fabric Option
- CODE: CO - Clean Out (overall width up to 60")
- CODE: CO1 - Clean Out (overall width over 60")
- CODE: GD1 - Ratchet Ganging Device for Soft Seating
- CODE: GD2 - Flat Ganging Device for Soft Seating
- CODE: FMG - Floor Mount Glide
- CODE: WAC - Wood Arm Caps
- CODE: PAC - Poly Arm Caps - Standard Black/Charcoal
- CODE: TAB-() - Non-Removable Swivel Tablet (laminated shape A, B or C left or right arm) *not available on Slope or Quad Arm
- CODE: TABR1-() - Removable Swivel Tablet (laminated shape A, B or C specify left or right arm) *not available on Slope, Quad Arm or Straight Arm with Arm Caps
- CODE: TABR2-() - Removable Swivel Tablet (laminated shape A, B or C with opening for tablet on both arms) *not available on Slope, Quad Arm or Straight Arm with Arm Caps
- CODE: LAM5 - Non-standard laminate for 5 or less tablets
- CODE: SST - Solid Surface Tablet Arm.
- CODE: SS5 - Non-standard Solid Surface top for 5 or less tablets



STRAIGHT ARMS



SLOPED ARMS



QUAD ARMS




TWO FABRIC OPTION



POLISHED CHROME LEGS
8.5" HEIGHT



WOOD LEGS



POWER/DATA

Note: Factory installed power/data available, see accessories online under the 'Products' tab.

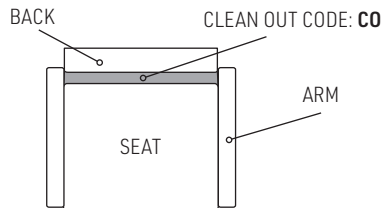


Diagram specifies a clean out
Use **CO** for overall widths up to 50"
and **CO1** for overall widths over 50"

TABLET SHAPES

Three Tablet Shapes::

Choose from the three shapes shown and specify; A, B or C and left or right (outside tablet) when ordering.

Example: TABF-(A) Left - this would be a fixed shape A tablet on the left side (when seated).

Laminate Top: Tops are 3/4"

Tablet orders of 5 or less have 4 standard laminate colors:

- Wilsonart Black 1595-60
- Wilsonart Montana Walnut 7110K-78
- Formica Brite White 459-58
- Nevamar Silver Alu Metalx MXT003

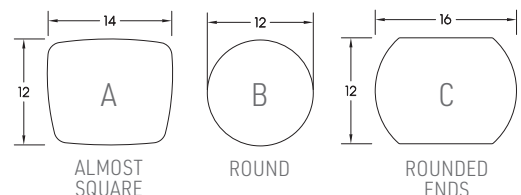
Edge: 6F Multi-Ply

Solid Surface Top:

Tablet orders of 5 or less have 4 standard Corian colors:

- Bone
- Canyon
- Glacier White
- Silver Grey

Note: Tablets not available on Slope, Quad Arm or Straight Arms with Arm Caps



DIMENSIONS	Single Seat	Bariatric	Two Seat	Three Seat
Seat Depth:	20"	20"	20"	20"
Seat Width:	22"	30"	44"	66"
Seat Height:	18"	18"	18"	18"
Arm Height:	25"	25"	25"	25"
Overall Depth:	27"	27"	27"	27"
Overall Width:	27"	35"	49"	71"
Overall Height:	33"	33"	33"	33"
Qty./Wt.:	1 ea./58 lbs.	1 ea./68 lbs.	1 ea./85 lbs.	1 ea./115 lbs.



BARIATRIC LOUNGE WITH
OPTIONAL WOOD LEGS AND ARM CAPS

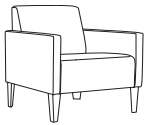
MODEL / DESCRIPTION / LIST PRICING



3900 Single Seat Lounge (4 Legs)

COM Yardage: Total: 6 Yds. / Back: 2 Yds. / Seat: 1.5 Yds. / Arms 2.5 Yds.

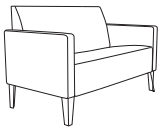
COM	GR1	GR2	GR3	GR4	GR5	GR6	GR7	GR8	GR9	GR10	LEA
\$2488	\$2657	\$2767	\$2877	\$2992	\$3114	\$3237	\$3364	\$3502	\$3641	\$3787	\$4475



3901 Bariatric Lounge (4 Legs)

COM Yardage: Total: 6.75 Yds. / Back: 2.5 Yds. / Seat: 1.75 Yds. / Arms 2.5 Yds.

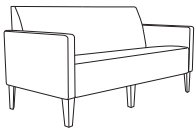
COM	GR1	GR2	GR3	GR4	GR5	GR6	GR7	GR8	GR9	GR10	LEA
\$3058	\$3270	\$3402	\$3537	\$3679	\$3827	\$3977	\$4138	\$4304	\$4476	\$4654	\$5502



3902 Two Seat Lounge (4 Legs)

COM Yardage: Total: 8.5 Yds. / Back: 3.5 Yds. / Seat: 2.5 Yds. / Arms 2.5 Yds.

COM	GR1	GR2	GR3	GR4	GR5	GR6	GR7	GR8	GR9	GR10	LEA
\$3586	\$3841	\$3993	\$4150	\$4317	\$4490	\$4670	\$4856	\$5052	\$5252	\$5463	\$6455



3903 Three Seat Lounge (6 Legs)

COM Yardage: Total: 10 Yds. / Back: 4.5 Yds. / Seat: 3 Yds. / Arms 2.5 Yds.

COM	GR1	GR2	GR3	GR4	GR5	GR6	GR7	GR8	GR9	GR10	LEA
\$4342	\$4643	\$4829	\$5022	\$5224	\$5434	\$5649	\$5877	\$6111	\$6355	\$6609	\$7813

Note: Clean out option is only available when units are facing the same direction.

OPTIONS

Add upcharge to list price and code to model number

FR	CAL 133 (TB 133) Fire Retardant per yard	\$118	/yd.	WAC	Wood Arm Cap	\$116	ea.
MB	Moisture Barrier (up to 60" overall width)	\$164	ea.	PAC	Poly Arm Cap - Standard Black/Charcoal	\$89	ea.
PC	Polished Chrome Legs	\$45	ea.	CO	Clean Out (overall width up to 60")	\$327	per unit
WOD	Solid Maple Wood Legs	\$32	ea.	CO1	Clean Out (overall width over 60")	\$503	per unit
2FO	Two Fabric Option	\$131	per unit	TAB-()	Swivel Tablet (specify A, B or C, left or right arm)	\$653	ea. tablet
3FO	Three Fabric Option	\$199	per unit	TABR1-()	Removable Tablet (specify A, B or C, left or right arm)	\$756	ea. tablet
GD1	Ratchet Ganging Device for Soft Seating	\$112	per pair	TABR2-()	Removable Tablet (specify A, B or C both arm openings)	\$893	ea. tablet
GD2	Flat Ganging Device for Soft Seating	\$112	per pair	SST	Solid Surface Tablet Arm - add to tablet option	\$271	ea. tablet
FMG	Floor Mount Glide	\$29	ea.	LAM5	Non-standard laminate (5 tablets or less)	\$554	ea. tablet
				SS5	Non-standard Solid Surface (5 tablets or less)	Call For Quote	

DIMENSIONS	Single Seat	Bariatric	Two Seat	Three Seat
Seat Depth:	20"	20"	20"	20"
Seat Width:	22"	30"	44"	66"
Seat Height:	18"	18"	18"	18"
Arm Height:	24"	24"	24"	24"
Overall Depth:	27"	27"	27"	27"
Overall Width:	27"	35"	49"	71"
Overall Height:	33"	33"	33"	33"
Qty./Wt.:	1 ea./58 lbs.	1 ea./68 lbs.	1 ea./85 lbs.	1 ea./115 lbs.



MALIBU SINGLE SEAT LOUNGE
WITH SLOPED ARMS

MODEL / DESCRIPTION / LIST PRICING



3904 Single Seat Lounge (4 Legs)

COM Yardage: Total: 6 Yds. / Back: 2 Yds. / Seat: 1.5 Yds. / Arms 2.5 Yds.

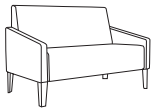
COM	GR1	GR2	GR3	GR4	GR5	GR6	GR7	GR8	GR9	GR10	LEA
\$2565	\$2745	\$2856	\$2968	\$3087	\$3212	\$3342	\$3474	\$3614	\$3758	\$3907	\$4618



3905 Bariatric Lounge (4 Legs)

COM Yardage: Total: 6.75 Yds. / Back: 2.5 Yds. / Seat: 1.75 Yds. / Arms 2.5 Yds.

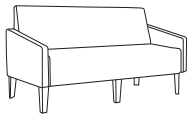
COM	GR1	GR2	GR3	GR4	GR5	GR6	GR7	GR8	GR9	GR10	LEA
\$3204	\$3429	\$3567	\$3708	\$3858	\$4013	\$4173	\$4343	\$4511	\$4696	\$4882	\$5770



3906 Two Seat Lounge (4 Legs)

COM Yardage: Total: 8.5 Yds. / Back: 3.5 Yds. / Seat: 2.5 Yds. / Arms 2.5 Yds.

COM	GR1	GR2	GR3	GR4	GR5	GR6	GR7	GR8	GR9	GR10	LEA
\$3669	\$3923	\$4082	\$4244	\$4415	\$4592	\$4774	\$4966	\$5165	\$5374	\$5587	\$6605



3907 Three Seat Lounge (6 Legs)

COM Yardage: Total: 10 Yds. / Back: 4.5 Yds. / Seat: 3 Yds. / Arms 2.5 Yds.

COM	GR1	GR2	GR3	GR4	GR5	GR6	GR7	GR8	GR9	GR10	LEA
\$4417	\$4730	\$4918	\$5113	\$5320	\$5532	\$5755	\$5983	\$6222	\$6470	\$6730	\$7957

Note: Clean out option is only available when units are facing the same direction.

OPTIONS

Add upcharge to list price and code to model number

FR	CAL 133 (TB 133) Fire Retardant per yard	\$118	/yd.
MB	Moisture Barrier (up to 60" overall width)	\$164	ea.
PC	Polished Chrome Legs	\$45	ea.
WOD	Solid Maple Wood Legs	\$32	ea.
2FO	Two Fabric Option	\$131	per unit
3FO	Three Fabric Option	\$199	per unit

GD1	Ratchet Ganging Device for Soft Seating	\$112	per pair
GD2	Flat Ganging Device for Soft Seating	\$112	per pair
FMG	Floor Mount Glide	\$29	ea.
WAC	Wood Arm Cap	\$116	ea.
PAC	Poly Arm Cap - Standard Black/Charcoal	\$89	ea.
CO	Clean Out (overall width up to 60")	\$327	per unit
CO1	Clean Out (overall width over 60")	\$503	per unit

DIMENSIONS	Single Seat	Bariatric	Two Seat	Three Seat
Seat Depth:	20"	20"	20"	20"
Seat Width:	22"	30"	44"	66"
Seat Height:	18"	18"	18"	18"
Arm Height:	25"	25"	25"	25"
Overall Depth:	27"	27"	27"	27"
Overall Width:	27"	35"	49"	71"
Overall Height:	33"	33"	33"	33"
Qty./Wt.:	1 ea./58 lbs.	1 ea./68 lbs.	1 ea./85 lbs.	1 ea./115 lbs.



LOUNGE QUAD ARM CHAIR
WITH OPTIONAL POWER/DATA

Note: Quad arm metal frame available in powder coat only

MODEL / DESCRIPTION / LIST PRICING



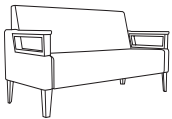
3908 Single Seat Lounge (4 Legs) COM Yardage: Total: 5.5 Yds. / Back: 2 Yds. / Seat: 1.5 Yds. / Arms 2 Yds.

COM	GR1	GR2	GR3	GR4	GR5	GR6	GR7	GR8	GR9	GR10	LEA
\$3369	\$3603	\$3747	\$3900	\$4056	\$4219	\$4385	\$4560	\$4744	\$4933	\$5129	\$6063



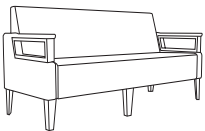
3909 Bariatric Lounge (4 Legs) COM Yardage: Total: 6.25 Yds. / Back: 2.5 Yds. / Seat: 1.75 Yds. / Arms 2 Yds.

COM	GR1	GR2	GR3	GR4	GR5	GR6	GR7	GR8	GR9	GR10	LEA
\$4205	\$4503	\$4682	\$4871	\$5064	\$5268	\$5477	\$5698	\$5925	\$6163	\$6410	\$7574



3910 Two Seat Lounge (4 Legs) COM Yardage: Total: 8.5 Yds. / Back: 4 Yds. / Seat: 2.5 Yds. / Arms 2 Yds.

COM	GR1	GR2	GR3	GR4	GR5	GR6	GR7	GR8	GR9	GR10	LEA
\$4542	\$4857	\$5053	\$5254	\$5464	\$5683	\$5910	\$6147	\$6393	\$6649	\$6914	\$8174



3911 Three Seat Lounge (6 Legs) COM Yardage: Total: 10 Yds. / Back: 5 Yds. / Seat: 3 Yds. / Arms 2 Yds.

COM	GR1	GR2	GR3	GR4	GR5	GR6	GR7	GR8	GR9	GR10	LEA
\$5231	\$5594	\$5819	\$6052	\$6293	\$6544	\$6808	\$7082	\$7362	\$7655	\$7964	\$9411

Note: Clean out option is only available when units are facing the same direction.

OPTIONS

Add upcharge to list price and code to model number

FR	CAL 133 (TB 133) Fire Retardant per yard	\$118	/yd.
MB	Moisture Barrier (up to 60" overall width)	\$164	ea.
PC	Polished Chrome Legs	\$45	ea.
WOD	Solid Maple Wood Legs	\$32	ea.
2FO	Two Fabric Option	\$131	per unit
3FO	Three Fabric Option	\$199	per unit

GD1	Ratchet Ganging Device for Soft Seating	\$112	per pair
GD2	Flat Ganging Device for Soft Seating	\$112	per pair
FMG	Floor Mount Glide	\$29	ea.
CO	Clean Out (overall width up to 60")	\$327	per unit
CO1	Clean Out (overall width over 60")	\$503	per unit

*Poly Arm Caps are standard on Quad Arms in Black or Charcoal - Please deduct \$30 list price per arm for no arm caps on quad arms. Quad arm available in powder coat only.