



MALIBU TABLE OF CONTENTS

Malibu Specifications.....	2
Malibu Banquette Options .....	3
Malibu Banquette Pricing .....	4
Malibu Banquette Privacy Panel Pricing .....	7
Malibu Modular Options.....	8
Malibu Modular Pricing.....	9
Malibu Modular Privacy Panel Pricing.....	13
Malibu Modular Backless Units .....	16
Malibu Modular Individual Arms .....	19
Malibu Modular Shelving .....	21
Malibu Modular Configurations .....	22
Malibu Ottomans.....	24
Malibu Benches.....	26
Malibu Lounge Options.....	28
Malibu Lounge Pricing .....	29

MALIBU

The Malibu collection presents a variety of designs that offers a modern seating style and a clean tapered leg design, in wood or metal. The banquettes create a sleek dining setting and offers both a clean out option and privacy panels. The modular units offer straight and curved units with optional privacy panels, that can create unique configurations and can customize the look with three arm styles for in between or outside the units. The Malibu lounge has four styles including the straight arm, slope arm, metal quad arm and a laminate or veneer wrap. The ottomans come in many sizes and benches that include online tables, to accompany the rest of the collection in creating multiple touch-down spots for collaboration. Malibu is a versatile collection that will enhance any space or public environment.



BANQUETTE



MODULAR



MODULAR BACKLESS



OTTOMAN



LOUNGE

ORDERING INFORMATION

- 1) Series Name
- 2) Model Number
- 3) Quantity
- 4) Fabric Grade & Number(s)
- 5) Powder Coat Color for Legs
- 6) Panel Laminate/Edge Selection
- 7) Optional Items / Colors

SOFT SEATING	WEIGHT LIMIT
1 Seat	500 lbs.
2 Seat	1000 lbs.
3 Seat	1500 lbs.

STANDARD BASE FINISHES

**Metal Legs:** Standard Powder Coat

OPTIONAL BASE FINISHES

**Wood Legs:** Standard Wood Stain

**Metal Legs:** Polished Chrome



STANDARD POWDERED COAT LEG

GENERAL SPECIFICATIONS

**Frame**

Frame assembly is constructed of multi-ply hardwood, with tongue and groove construction. No sag-springs are installed in seat & back along with interlocking helicoil springs to prevent sagging and provide additional lower back and seat support.

**Upholstery / Foam**

Malibu modular lounge is fully upholstered in your choice of fabric, vinyl, crypton, leather or Customers Own Material. ERG uses only water based glues and adhesives in all our upholstery process. Seat foam is bonded to all sides of hardwood frame. Seat cushions are 4" graded, high resiliency (H.R.) block foam with seat back 3" H.R. foam, covered entirely with special bonded polyester fiber to protect final upholstery.

**Base Details**

**Legs:** Tapered-triangular legs are formed and welded steel 8.5" tall. Legs are sandblasted prior to final powder coating in your choice of standard powder coat colors.

**Metal legs** - adjustable steel glides

**Wood legs** - with felt pads

**Note for Edge of privacy panels:**

- Straight panels: available with Standard 3MM PVC or laminate self edge. Select from any of our Standard 3MM PVC edges in solid or wood tone, no custom colors available.
- Curved panels: are only available with laminate self edge.
- Both straight and curved panels: when combining straight panels and curved panels, ONLY self edge is available.

### OPTIONS

- CODE: FR - CAL 133 (TB 133) Fire Retardant
- CODE: MB - Moisture Barrier (1"-59"width)
- CODE: MB60 - Moisture Barrier (60"and up)
- CODE: MBB - Moisture Barrier Back-to-Back (1"-59"width)
- CODE: MBB60 - Moisture Barrier Back-to-Back (60"and up)
- CODE: PC - Polished Chrome Legs
- CODE: WOD - Solid Maple Wood Legs with felt pads
- CODE: GD1 - Ratchet Ganging Device for Soft Seating
- CODE: GD2 - Flat Ganging Device for Soft Seating
- CODE: 2FO - Two Fabric Option
- CODE: CO - Clean Out (1"-59"width)
- CODE: CO1 - Clean Out (60"and up)
- CODE: COB - Clean Out Back-to-Back (1"-59"width)
- CODE: CO1B - Clean Out Back-to-Back (60"and up)
- CODE: FMG - Floor Mount Glide



OPTIONAL POLISHED CHROME LEGS



OPTIONAL WOOD LEGS



POWER/DATA

Note: Factory installed power/  
data available, see accessories  
online under the 'Products' tab.



TWO FABRIC OPTION



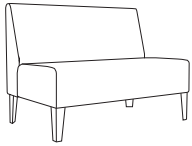
CLEAN OUT OPTION

DIMENSIONS	Straight Banquette
Seat Depth:	20"
Seat Height:	18"
Overall Depth:	27"
Overall Width:	48, 60, 72"
Overall Height:	33"
Qty./Wt.:	1 ea./150 lbs.



MALIBU 48" BANQUETTE


### MODEL / DESCRIPTION / LIST PRICING



**8500** 48" Straight Banquette (4 legs)

COM Yardage: Total 7.0 Yds. / Back: 4 Yds. / Seat: 3.0 Yds.

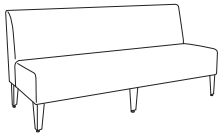
COM	GR1	GR2	GR3	GR4	GR5	GR6	GR7	GR8	GR9	GR10	LEA
\$3339	\$3572	\$3715	\$3865	\$4019	\$4179	\$4346	\$4521	\$4698	\$4886	\$5083	\$6007



**8502** 60" Straight Banquette (4 legs)

COM Yardage: Total: 8.0 Yds. / Back: 4.5 Yds. / Seat: 3.5 Yds.

COM	GR1	GR2	GR3	GR4	GR5	GR6	GR7	GR8	GR9	GR10	LEA
\$4095	\$4383	\$4556	\$4735	\$4925	\$5125	\$5329	\$5541	\$5763	\$5993	\$6234	\$7366



**8504** 72" Straight Banquette (6 legs)

COM Yardage: Total: 8.5 Yds. / Back: 5 Yds. / Seat: 3.5 Yds.

COM	GR1	GR2	GR3	GR4	GR5	GR6	GR7	GR8	GR9	GR10	LEA
\$4911	\$5254	\$5469	\$5684	\$5911	\$6148	\$6395	\$6651	\$6920	\$7194	\$7481	\$8842

**Note:** When clean out and ganging are both requested, the flat ganging option must also be used.  
Corner units available on Page 11.

**Note:** Clean out option is only available when units are facing the same direction.

### OPTIONS

Add upcharge to list price and code to model number

FR	CAL 133 (TB 133) Fire Retardant per yard	\$128	/yd.
MB	Moisture Barrier (1"-59"width)	\$178	ea.
MB60	Moisture Barrier (60"and up)	\$283	ea.
2FO	Two Fabric Option	\$141	per unit
GD1	Ratchet Ganging Device for Soft Seating	\$121	per pair
GD2	Flat Ganging Device for Soft Seating	\$121	per pair

FMG	Floor Mount Glide	\$31	ea.
PC	Polished Chrome Legs	\$49	ea.
WOD	Solid Maple Wood Legs	\$34	ea.
CO	Clean Out (1"-59"width)	\$354	per unit
CO1	Clean Out (60"and up)	\$544	per unit

DIMENSIONS	Corner Square Back	Corner Curve Back
Seat Depth:	20"	20"
Seat Height:	18"	18"
Overall Depth:	28"	28"
Overall Width:	28"	28"
Overall Height:	33"	33"
Qty./Wt.:	1 ea./98 lbs.	1 ea./98 lbs.



CORNER - SQUARE BACK



CORNER - CURVE BACK

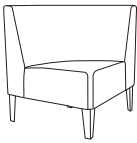
### MODEL / DESCRIPTION / LIST PRICING



#### 3924 Corner - Square Back (4 legs)

COM Yardage: Total: 6 Yds. / Back: 4.5 Yds. / Seat: 1.5 Yds.

COM	GR1	GR2	GR3	GR4	GR5	GR6	GR7	GR8	GR9	GR10	LEA
\$3125	\$3330	\$3517	\$3722	\$3909	\$4115	\$4319	\$4524	\$4730	\$4935	\$5141	\$5357



#### 3925 Corner - Curve Back (4 legs)

COM Yardage: Total: 6 Yds. / Back: 4.5 Yds. / Seat: 1.5 Yds.

COM	GR1	GR2	GR3	GR4	GR5	GR6	GR7	GR8	GR9	GR10	LEA
\$2936	\$3146	\$3333	\$3535	\$3723	\$3932	\$4139	\$4346	\$4550	\$4758	\$4964	\$5180

**Note:** Clean out option is only available when units are facing the same direction.

### OPTIONS

Add upcharge to list price and code to model number

FR	CAL 133 (TB 133) Fire Retardant per yard	\$128	/yd.	FMG	Floor Mount Glide	\$31	ea.
MB	Moisture Barrier (1"-59"width)	\$178	ea.	CO	Clean Out (overall width up to 60")	\$370	per unit
PC	Polished Chrome Legs	\$49	ea.	TABFB-( )	Fixed Blade Tablet (outside or inside, specify (L/R), shape A, B or C)	\$642	ea. tablet
WOD	Solid Maple Wood Legs	\$34	ea.	LAM5	Non-standard laminate (5 tablets or less)	\$599	ea. tablet
2FO	Two Fabric Option	\$141	per unit	SST	Solid Surface Tablet Arm - add to tablet option	\$293	ea. tablet
GD1	Ratchet Ganging Device for Soft Seating	\$121	per pair	SS5	Non-standard Solid Surface (5 tablets or less)	Call For Quote	
GD2	Flat Ganging Device for Soft Seating	\$121	per pair				

DIMENSIONS	Back-To-Back Banquette
Seat Depth:	20"
Seat Height:	18"
Overall Depth:	54"
Overall Width:	48, 60, 72"
Overall Height:	33"
Qty./Wt.:	1 ea./250 lbs.



MALIBU 72" BACK-TO-BACK BANQUETTE

### MODEL / DESCRIPTION / LIST PRICING



**8500-B** 48" Back-To-Back Banquette (6 legs)

COM Yardage: Total: 11 Yds. / Back: 6 Yds. / Seat: 5 Yds.

COM	GR1	GR2	GR3	GR4	GR5	GR6	GR7	GR8	GR9	GR10	LEA
\$6341	\$6787	\$7059	\$7341	\$7632	\$7942	\$8254	\$8588	\$8929	\$9289	\$9660	\$11417



**8502-B** 60" Back-To-Back Banquette (6 legs)

COM Yardage: Total: 13 Yds. / Back: 7 Yds. / Seat: 6 Yds.

COM	GR1	GR2	GR3	GR4	GR5	GR6	GR7	GR8	GR9	GR10	LEA
\$7779	\$8323	\$8655	\$9003	\$9361	\$9736	\$10126	\$10532	\$10954	\$11392	\$11846	\$14003



**8504-B** 72" Back-To-Back Banquette (8 legs)

COM Yardage: Total: 15 Yds. / Back: 8 Yds. / Seat: 7 Yds.

COM	GR1	GR2	GR3	GR4	GR5	GR6	GR7	GR8	GR9	GR10	LEA
\$9331	\$9987	\$10384	\$10801	\$11232	\$11682	\$12151	\$12635	\$13139	\$13667	\$14212	\$16797

**Note:** Clean out option is only available when units are facing the same direction.

Note: To order back-to-back banquettes with privacy panel, add the pricing of the panel to the back-to-back unit pricing.  
The overall depth of back-to-back units with panel is 55".  
This will increase leg count quantity by 2.

**Note:** When clean out and ganging are both requested, the flat ganging option must also be used.



### OPTIONS

Add upcharge to list price and code to model number

FR	CAL 133 (TB 133) Fire Retardant per yard	\$128	/yd.
MBB	Moisture Barrier Back-to-Back (1"-59"width)	\$354	ea.
MBB60	Moisture Barrier Back-to-Back (60"and up)	\$565	ea.
2FO	Two Fabric Option	\$141	per unit
GD1	Ratchet Ganging Device for Soft Seating	\$121	per pair
GD2	Flat Ganging Device for Soft Seating	\$121	per pair

FMG	Floor Mount Glide	\$31	ea.
PC	Polished Chrome Legs	\$49	ea.
WOD	Solid Maple Wood Legs	\$34	ea.
COB	Clean Out Back-to-Back (1"-59"width)	\$707	per unit
CO1B	Clean Out Back-to-Back (60"and up)	\$1,089	per unit

### PRIVACY PANELS ONLY

DIMENSIONS	48" Wide Privacy Panel	60" Wide Privacy Panel	72" Wide Privacy Panel
Panel Depth:	1"	1"	1"
Panel Width:	48"	60"	72"
Panel Height:	48"	48"	48"

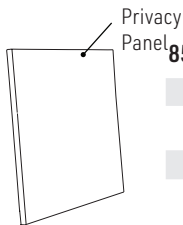


MALIBU BACK TO BACK BANQUETTE WITH PRIVACY PANEL



1/2" THICK ACRYLIC  
PRIVACY PANELS AVAILABLE  
CUSTOM:  
CALL CUSTOMER SERVICE FOR QUOTE

### MODEL / DESCRIPTION / LIST PRICING



#### 8500P 48" Wide Privacy Panel

COM Yardage: Total: 3 Yds. (Please allow extra fabric for repeat design.)

COM	GR1	GR2	GR3	GR4	GR5	GR6	GR7	GR8	GR9	GR10	LEA
\$1537	\$1645	\$1709	\$1779	\$1849	\$1924	\$2000	\$2080	\$2163	\$2250	\$2338	\$2763
LAMINATE			VENEER			ACRYLIC					
\$1505			\$2741			CALL					

#### 8502P 60" Wide Privacy Panel

COM Yardage: Total: 4 Yds. (Please allow extra fabric for repeat design.)

COM	GR1	GR2	GR3	GR4	GR5	GR6	GR7	GR8	GR9	GR10	LEA
\$2027	\$2170	\$2254	\$2345	\$2439	\$2536	\$2634	\$2744	\$2853	\$2967	\$3086	\$3649
LAMINATE			VENEER			ACRYLIC					
\$1970			\$3526			CALL					

#### 8504P 72" Wide Privacy Panel

COM Yardage: Total: 5 Yds. (Please allow extra fabric for repeat design.)

COM	GR1	GR2	GR3	GR4	GR5	GR6	GR7	GR8	GR9	GR10	LEA
\$2480	\$2654	\$2760	\$2873	\$2987	\$3105	\$3232	\$3360	\$3494	\$3633	\$3777	\$4467
LAMINATE			VENEER			ACRYLIC					
\$2392			\$4140			CALL					

#### Note for Edge of privacy panels:

- Straight panels: available with Standard 3MM PVC or laminate self edge.  
Select from any of our Standard 3MM PVC edges in solid or wood tone, no custom colors available.
- Curved panels: are only available with laminate self edge.
- Both straight and curved panels: when combining straight panels and curved panels, ONLY self edge is available.

## OPTIONS

- CODE: FR - CAL 133 (TB 133) Fire Retardant
- CODE: MB - Moisture Barrier (1"-59"width)
- CODE: MB60 - Moisture Barrier (60"and up)
- CODE: PC - Polished Chrome Legs
- CODE: WOD - Solid Maple Wood Legs with felt pads
- CODE: 2FO - Two Fabric Option. When seat and base are upholstered in 2 different fabrics of your choice
- CODE: GD1 - Ratchet Ganging Device for Soft Seating
- CODE: GD2 - Flat Ganging Device for Soft Seating
- CODE: FMG - Floor Mount Glide
- CODE: CO - Clean Out (1"-59"width)
- CODE: CO1 - Clean Out (60"and up)
- CODE: TABFB-( ) - Fixed Blade Tablet  
(outside or inside, specify (L/R), shape A, B or C)
- CODE: TABR1-( ) - Removable Swivel Tablet (laminated shape A, B or C specify left or right arm) \*not available on Slope or Quad Arm
- CODE: TABR2-( ) - Removable Swivel Tablet (laminated shape A, B or C with opening for tablet on both arms) \*not available on Slope or Quad Arm
- CODE: SST - Solid Surface Tablet Arm
- CODE: LAM5 - Non-standard laminate for 5 or less tablets
- CODE: SS5 - Non-standard Solid Surface top. Call for quote



TWO FABRICS



LAMINATE TABLET OR SOLID SURFACE



CLEANOUT



POWER/DATA



WOOD LEGS



POLISHED CHROME

Note: Factory installed power/data available, see accessories online under the 'Products' tab.

## TABLET SHAPES

### Three Tablet Shapes:

Choose from the three shapes shown and specify; A, B or C and left or right (outside tablet) when ordering.

Example: TABFB-(A) Left - this would be a fixed shape A tablet on the left side (when seated).

### Laminate Top: Tops are 3/4"

Tablet orders of 5 or less have 4 standard laminate colors:

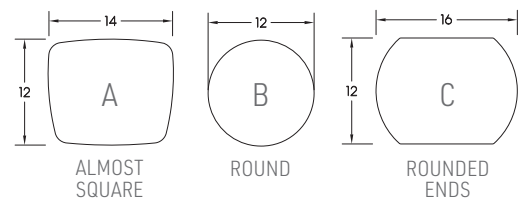
- Wilsonart Black 1595-60
- Formica Swede Rift Oak 8676-26
- Formica Brite White 459-58
- Wilsonart Florence Walnut 7993-38

Edge: 6F Multi-Ply

### Solid Surface Top:

Tablet orders of 5 or less have 2 standard Corian colors:

- Bone
- Glacier White



DIMENSIONS	22" Straight	30" Straight	44" Straight	66" Straight
Seat Depth:	20"	20"	20"	20"
Seat Height:	18"	18"	18"	18"
Overall Depth:	27"	27"	27"	27"
Overall Width:	22"	30"	44"	66"
Overall Height:	33"	33"	33"	33"
Qty./Wt.:	1 ea./26 lbs.	1 ea./33 lbs.	1 ea./56 lbs.	1 ea./61 lbs.



TWO SEAT STRAIGHT MODULAR UNIT WITH  
OPTIONAL BLADE TABLE AND SLOPE ARMS

### MODEL / DESCRIPTION / LIST PRICING



**3912** 22" Straight Module (4 Legs)

COM Yardage: Total: 3.5 Yds. / Back: 2 Yds. / Seat: 1.5 Yds.


COM	GR1	GR2	GR3	GR4	GR5	GR6	GR7	GR8	GR9	GR10	LEA
\$1914	\$2046	\$2179	\$2333	\$2467	\$2622	\$2775	\$2930	\$3082	\$3236	\$3392	\$3611



**3913** 30" Straight Module (4 Legs)

COM Yardage: Total: 4.5 Yds. / Back: 2 Yds. / Seat: 2.5 Yds.


COM	GR1	GR2	GR3	GR4	GR5	GR6	GR7	GR8	GR9	GR10	LEA
\$2211	\$2372	\$2544	\$2736	\$2904	\$3097	\$3287	\$3477	\$3668	\$3857	\$4087	\$4306



**3914** 44" Straight Module (4 Legs)

COM Yardage: Total: 7 Yds. / Back: 4 Yds. / Seat: 3 Yds.

COM	GR1	GR2	GR3	GR4	GR5	GR6	GR7	GR8	GR9	GR10	LEA
\$3060	\$3286	\$3507	\$3734	\$3960	\$4184	\$4409	\$4633	\$4857	\$5083	\$5306	\$5521



**3915** 66" Straight Module (6 Legs)

COM Yardage: Total: 8.5 Yds. / Back: 5 Yds. / Seat: 3.5 Yds.

COM	GR1	GR2	GR3	GR4	GR5	GR6	GR7	GR8	GR9	GR10	LEA
\$4503	\$4786	\$5067	\$5348	\$5627	\$5909	\$6187	\$6469	\$6751	\$7032	\$7310	\$7581

**Note:** Clean out option is only available when units are facing the same direction.

### OPTIONS

Add upcharge to list price and code to model number


FR	CAL 133 (TB 133) Fire Retardant per yard	\$128	/yd.	FMG	Floor Mount Glide	\$31	ea.
MB	Moisture Barrier (1"-59"width)	\$178	ea.	TABFB-(L)	Fixed Blade Tablet (outside or inside, specify (L/R), shape A, B or C)	\$642	ea. tablet
MB60	Moisture Barrier (60"and up)	\$283	ea.	LAM5	Non-standard laminate (5 tablets or less)	\$599	ea. tablet
PC	Polished Chrome Legs	\$49	ea.	SST	Solid Surface Tablet - add to tablet option	\$293	ea. tablet
WOD	Solid Maple Wood Legs	\$34	ea.	SS5	Non-standard Solid Surface (5 tablets or less)	Call For Quote	
2FO	Two Fabric Option	\$141	per unit	CO	Clean Out (1"-59"width)	\$354	per unit
GD1	Ratchet Ganging Device for Soft Seating	\$121	per pair	CO1	Clean Out (60"and up)	\$544	per unit
GD2	Flat Ganging Device for Soft Seating	\$121	per pair				

DIMENSIONS	30° Curve Inside	45° Curve Inside	60° Curve Inside
Seat Depth:	20"	20"	20"
Seat Height:	18"	18"	18"
Overall Depth:	29"	31"	32"
Overall Width:	35"	52"	67"
Overall Height:	33"	33"	33"
Qty./Wt.:	1 ea./112 lbs.	1 ea./145 lbs.	1 ea./180 lbs.



INSIDE 45° CURVE UNIT

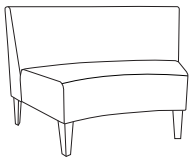
### MODEL / DESCRIPTION / LIST PRICING



**3917** Inside 30° Curve Module (4 legs)

COM Yardage: Total: 4.5 Yds. / Back: 2.5 Yds. / Seat: 2 Yds.


COM	GR1	GR2	GR3	GR4	GR5	GR6	GR7	GR8	GR9	GR10	LEA
\$2066	\$2200	\$2332	\$2485	\$2619	\$2775	\$2928	\$3080	\$3234	\$3385	\$3536	\$3757



**3918** Inside 45° Curve Module (4 legs)

COM Yardage: Total: 7 Yds. / Back: 4 Yds. / Seat: 3 Yds.

COM	GR1	GR2	GR3	GR4	GR5	GR6	GR7	GR8	GR9	GR10	LEA
\$2954	\$3144	\$3328	\$3533	\$3721	\$3929	\$4133	\$4341	\$4546	\$4754	\$4957	\$5174



**3919** Inside 60° Curve Module (5 legs)

COM Yardage: Total: 8 Yds. / Back: 4.5 Yds. / Seat: 3.5 Yds.

COM	GR1	GR2	GR3	GR4	GR5	GR6	GR7	GR8	GR9	GR10	LEA
\$3788	\$3972	\$4159	\$4366	\$4547	\$4754	\$4957	\$5164	\$5367	\$5574	\$5775	\$5992

**Note:** Clean out option is only available when units are facing the same direction.

### OPTIONS

Add upcharge to list price and code to model number

FR	CAL 133 (TB 133) Fire Retardant per yard	\$128	/yd.	FMG	Floor Mount Glide	\$31	ea.
MB	Moisture Barrier (1"-59"width)	\$178	ea.	TABFB-(L)	Fixed Blade Tablet (outside or inside, specify (L/R), shape A, B or C)	\$642	ea. tablet
MB60	Moisture Barrier (60"and up)	\$283	ea.	LAM5	Non-standard laminate (5 tablets or less)	\$599	ea. tablet
PC	Polished Chrome Legs	\$49	ea.	SST	Solid Surface Tablet - add to tablet option	\$293	ea. tablet
WOD	Solid Maple Wood Legs	\$34	ea.	SS5	Non-standard Solid Surface (5 tablets or less)	Call For Quote	
2FO	Two Fabric Option	\$141	per unit	CO	Clean Out (1"-59"width)	\$354	per unit
GD1	Ratchet Ganging Device for Soft Seating	\$121	per pair	CO1	Clean Out (60"and up)	\$544	per unit
GD2	Flat Ganging Device for Soft Seating	\$121	per pair				

DIMENSIONS	20° Curve Outside	30° Curve Outside	45° Curve Outside	60° Curve Outside
Seat Depth:	20"	20"	20"	20"
Seat Height:	18"	18"	18"	18"
Overall Depth:	27"	29"	31"	32"
Overall Width:	23"	35"	52"	67"
Overall Height:	33"	33"	33"	33"
Qty./Wt.:	1 ea./62 lbs.	1 ea./78 lbs.	1 ea./98 lbs.	1 ea./140 lbs.



OUTSIDE 45° CURVE UNIT

### MODEL / DESCRIPTION / LIST PRICING



**3920** Outside 20° Curve Module (4 legs)

COM Yardage: Total: 4.25 Yds. / Back: 2 Yds. / Seat: 2.25 Yds.

COM	GR1	GR2	GR3	GR4	GR5	GR6	GR7	GR8	GR9	GR10	LEA
\$2151	\$2304	\$2436	\$2590	\$2723	\$2875	\$3027	\$3180	\$3333	\$3484	\$3636	\$3856



**3921** Outside 30° Curve Module (4 legs)

COM Yardage: Total: 4.75 Yds. / Back: 2.25 Yds. / Seat: 2.5 Yds.

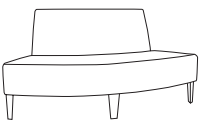
COM	GR1	GR2	GR3	GR4	GR5	GR6	GR7	GR8	GR9	GR10	LEA
\$2289	\$2441	\$2575	\$2726	\$2859	\$3010	\$3160	\$3315	\$3465	\$3619	\$3771	\$3990



**3922** Outside 45° Curve Module (4 legs)

COM Yardage: Total: 5.25 Yds. / Back: 2.5 Yds. / Seat: 2.75 Yds.

COM	GR1	GR2	GR3	GR4	GR5	GR6	GR7	GR8	GR9	GR10	LEA
\$3280	\$3467	\$3653	\$3857	\$4046	\$4253	\$4454	\$4661	\$4869	\$5074	\$5280	\$5493



**3923** Outside 60° Curve Module (5 legs)

COM Yardage: Total: 7.5 Yds. / Back: 3 Yds. / Seat: 4.5 Yds.

COM	GR1	GR2	GR3	GR4	GR5	GR6	GR7	GR8	GR9	GR10	LEA
\$3878	\$4086	\$4273	\$4472	\$4660	\$4866	\$5070	\$5274	\$5478	\$5683	\$5889	\$6101

**Note:** Clean out option is only available when units are facing the same direction.

### OPTIONS

Add upcharge to list price and code to model number

FR	CAL 133 (TB 133) Fire Retardant per yard	\$128	/yd.	FMG	Floor Mount Glide	\$31	ea.
MB	Moisture Barrier (1"-59"width)	\$178	ea.	TABFB-( )	Fixed Blade Tablet (outside or inside, specify (L/R), shape A, B or C)	\$642	ea. tablet
MB60	Moisture Barrier (60"and up)	\$283	ea.	LAM5	Non-standard laminate (5 tablets or less)	\$599	ea. tablet
PC	Polished Chrome Legs	\$49	ea.	SST	Solid Surface Tablet - add to tablet option	\$293	ea. tablet
WOD	Solid Maple Wood Legs	\$34	ea.	SS5	Non-standard Solid Surface (5 tablets or less)	Call For Quote	
2FO	Two Fabric Option	\$141	per unit	CO	Clean Out (1"-59"width)	\$354	per unit
GD1	Ratchet Ganging Device for Soft Seating	\$121	per pair	CO1	Clean Out (60"and up)	\$544	per unit
GD2	Flat Ganging Device for Soft Seating	\$121	per pair				

DIMENSIONS	Corner Square Back	Corner Curve Back
Seat Depth:	20"	20"
Seat Height:	18"	18"
Overall Depth:	27"	27"
Overall Width:	28"	28"
Overall Height:	33"	33"
Qty./Wt.:	1 ea./98 lbs.	1 ea./98 lbs.



CORNER - SQUARE BACK



CORNER - CURVE BACK


### MODEL / DESCRIPTION / LIST PRICING



#### 3924 Corner - Square Back (4 legs)

COM Yardage: Total: 6 Yds. / Back: 4.5 Yds. / Seat: 1.5 Yds.

COM	GR1	GR2	GR3	GR4	GR5	GR6	GR7	GR8	GR9	GR10	LEA
\$3125	\$3330	\$3517	\$3722	\$3909	\$4115	\$4319	\$4524	\$4730	\$4935	\$5141	\$5357



#### 3925 Corner - Curve Back (4 legs)

COM Yardage: Total: 6 Yds. / Back: 4.5 Yds. / Seat: 1.5 Yds.

COM	GR1	GR2	GR3	GR4	GR5	GR6	GR7	GR8	GR9	GR10	LEA
\$2936	\$3146	\$3333	\$3535	\$3723	\$3932	\$4139	\$4346	\$4550	\$4758	\$4964	\$5180

**Note:** Clean out option is only available when units are facing the same direction.

### OPTIONS

Add upcharge to list price and code to model number

FR	CAL 133 (TB 133) Fire Retardant per yard	\$128	/yd.	FMG	Floor Mount Glide	\$31	ea.
MB	Moisture Barrier (1"-59"width)	\$178	ea.	CO	Clean Out (1"-59"width)	\$370	per unit
PC	Polished Chrome Legs	\$49	ea.	TABFB-( )	Fixed Blade Tablet (outside or inside, specify (L/R), shape A, B or C)	\$642	ea. tablet
WOD	Solid Maple Wood Legs	\$34	ea.	LAM5	Non-standard laminate (5 tablets or less)	\$599	ea. tablet
2FO	Two Fabric Option	\$141	per unit	SST	Solid Surface Tablet Arm - add to tablet option	\$293	ea. tablet
GD1	Ratchet Ganging Device for Soft Seating	\$121	per pair	SS5	Non-standard Solid Surface (5 tablets or less)	Call For Quote	
GD2	Flat Ganging Device for Soft Seating	\$121	per pair				

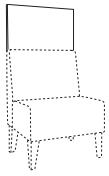
DIMENSIONS	Straight Panel	Straight Panel	Straight Panel	Straight Panel
Panel Depth:	1"	1"	1"	1"
Overall Width:	22"	30"	44"	66"
Overall Height:	48"	48"	48"	48"
Qty./Approx Wt.:	1 ea./100 lbs.	1 ea./110 lbs.	1 ea./120 lbs.	1 ea./135 lbs.

NOTE: SEE PAGE 20 WHEN ADDING SHELF TO UNIT



STRAIGHT PRIVACY PANEL

### MODEL / DESCRIPTION / LIST PRICING



#### 3973/22U Straight Panel - Upholstered

COM Yardage - Panel: 2 Yds.

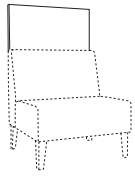
COM	GR1	GR2	GR3	GR4	GR5	GR6	GR7	GR8	GR9	GR10	LEA
\$1008	\$1078	\$1125	\$1171	\$1215	\$1264	\$1316	\$1366	\$1420	\$1477	\$1538	\$1820

#### 3976/22L Straight Panel - Laminate

Laminate  
\$1241

#### 3957/22A Straight Panel - Acrylic

Acrylic  
CALL



#### 3973/30U Straight Panel - Upholstered

COM Yardage - Panel: 2.5 Yds.


COM	GR1	GR2	GR3	GR4	GR5	GR6	GR7	GR8	GR9	GR10	LEA
\$1252	\$1339	\$1393	\$1444	\$1508	\$1564	\$1628	\$1694	\$1760	\$1829	\$1904	\$2250

#### 3976/30L Straight Panel - Laminate

Laminate  
\$1502

#### 3957/30A Straight Panel - Acrylic

Acrylic  
CALL



#### 3974/44U Straight Panel - Upholstered

COM Yardage - Panel: 4 Yds.

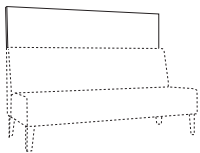
COM	GR1	GR2	GR3	GR4	GR5	GR6	GR7	GR8	GR9	GR10	LEA
\$1438	\$1538	\$1598	\$1664	\$1728	\$1799	\$1872	\$1947	\$2025	\$2105	\$2191	\$2587

#### 3977/44L Straight Panel - Laminate

Laminate  
\$1729

#### 3960/44A Straight Panel - Acrylic

Acrylic  
CALL



#### 3975/66U Straight Panel - Upholstered

COM Yardage - Panel: 5 Yds.

COM	GR1	GR2	GR3	GR4	GR5	GR6	GR7	GR8	GR9	GR10	LEA
\$2244	\$2401	\$2496	\$2598	\$2702	\$2811	\$2921	\$3037	\$3160	\$3288	\$3415	\$4039

#### 3978/66L Straight Panel - Laminate

Laminate  
\$2694

#### 3965/66A Straight Panel - Acrylic

Acrylic  
CALL

#### Note for Edge of privacy panels:

- Straight panels: available with Standard 3MM PVC or laminate self edge.  
Select from any of our Standard 3MM PVC edges in solid or wood tone, no custom colors available.
- Curved panels: are only available with laminate self edge.
- Both straight and curved panels: when combining straight panels and curved panels, ONLY self edge is available.

### OPTIONS

Add upcharge to list price and code to model number

FR	CAL 133 (TB 133) Fire Retardant per yard	\$128	/yd.
----	--	-------	------

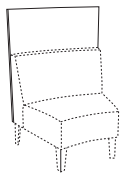
DIMENSIONS	30°	45°	60°
Panel Depth:	1"	1"	1"
Overall Width:	32"	52"	67"
Overall Height:	48"	48"	48"
Qty./Approx Wt.:	1 ea./135 lbs.	1 ea./145 lbs.	1 ea./160 lbs.



45° INSIDE CURVE PANEL

NOTE: SEE PAGE 20 WHEN ADDING SHELF TO UNIT

### MODEL / DESCRIPTION / LIST PRICING




#### 3991/30U 30° Curve - Upholstered

COM Yardage - Panel: 2.5 Yds.

COM	GR1	GR2	GR3	GR4	GR5	GR6	GR7	GR8	GR9	GR10	LEA
\$1877	\$2004	\$2083	\$2170	\$2257	\$2346	\$2440	\$2537	\$2642	\$2744	\$2854	\$3375

#### 3991/30L 30° Curve - Laminate

Laminate  
\$2459



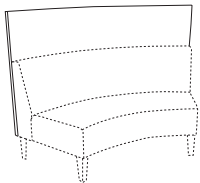
#### 3992/45U 45° Curve - Upholstered

COM Yardage - Panel: 4 Yds.

COM	GR1	GR2	GR3	GR4	GR5	GR6	GR7	GR8	GR9	GR10	LEA
\$2159	\$2309	\$2399	\$2494	\$2596	\$2701	\$2809	\$2920	\$3035	\$3158	\$3280	\$3881

#### 3992/45L 45° Curve - Laminate

Laminate  
\$2826



#### 3993/60U 60° Curved - Upholstered

COM Yardage - Panel: 5 Yds.

COM	GR1	GR2	GR3	GR4	GR5	GR6	GR7	GR8	GR9	GR10	LEA
\$3367	\$3601	\$3747	\$3899	\$4050	\$4214	\$4381	\$4559	\$4738	\$4932	\$5126	\$6061

#### 3993/60L 60° Curve - Laminate

Laminate  
\$4406

#### Note for Edge of privacy panels:

- Straight panels: available with Standard 3MM PVC or laminate self edge.  
Select from any of our Standard 3MM PVC edges in solid or wood tone, no custom colors available.
- Curved panels: are only available with laminate self edge.
- Both straight and curved panels: when combining straight panels and curved panels,  
ONLY self edge is available.

### OPTIONS

Add upcharge to list price and code to model number

FR	CAL 133 (TB 133) Fire Retardant per yard	\$128	/yd.
----	--	-------	------

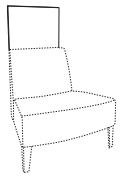
DIMENSIONS	30°	45°	60°
Panel Depth:	1"	1"	1"
Overall Width:	32"	52"	67"
Overall Height:	48"	48"	48"
Qty./Approx Wt.:	1 ea./135 lbs.	1 ea./145 lbs.	1 ea./160 lbs.

NOTE: SEE PAGE 20 WHEN ADDING SHELF TO UNIT



60° OUTSIDE CURVE PANEL

### MODEL / DESCRIPTION / LIST PRICING



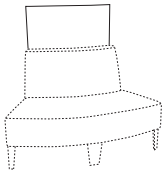
#### 3997/30U 30° Curve - Upholstered

COM Yardage - Panel: 2.5 Yds.

COM	GR1	GR2	GR3	GR4	GR5	GR6	GR7	GR8	GR9	GR10	LEA
\$1595	\$1705	\$1773	\$1844	\$1918	\$1996	\$2076	\$2159	\$2244	\$2332	\$2427	\$3375

#### 3997/30L 30° Curve - Laminate

Laminate  
\$2086



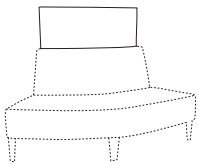
#### 3998/45U 45° Curve - Upholstered

COM Yardage - Panel: 3 Yds.

COM	GR1	GR2	GR3	GR4	GR5	GR6	GR7	GR8	GR9	GR10	LEA
\$1833	\$1962	\$2040	\$2119	\$2210	\$2293	\$2389	\$2480	\$2577	\$2684	\$2786	\$3881

#### 3998/45L 45° Curve - Laminate

Laminate  
\$2403



#### 3999/60U 60° Curve - Upholstered

COM Yardage - Panel: 4 Yds.

COM	GR1	GR2	GR3	GR4	GR5	GR6	GR7	GR8	GR9	GR10	LEA
\$2860	\$3060	\$3185	\$3314	\$3445	\$3580	\$3727	\$3877	\$4028	\$4187	\$4361	\$6061

#### 3999/60L 60° Curve - Laminate

Laminate  
\$3747

#### Note for Edge of privacy panels:

- Straight panels: available with Standard 3MM PVC or laminate self edge.  
Select from any of our Standard 3MM PVC edges in solid or wood tone, no custom colors available.
- Curved panels: are only available with laminate self edge.
- Both straight and curved panels: when combining straight panels and curved panels,  
ONLY self edge is available.

### OPTIONS

Add upcharge to list price and code to model number

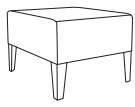
FR	CAL 133 (TB 133) Fire Retardant per yard	\$128	/yd.
----	--	-------	------

DIMENSIONS	Single Seat	Bariatric Backless	Two Seat Backless	Three Seat Backless
Overall Depth:	27"	27"	27"	27"
Overall Width:	22"	30"	44"	66"
Seat Height:	18"	18"	18"	18"
Qty./Wt.:	1 ea./44 lbs.	1 ea./65 lbs.	1 ea./89 lbs.	1 ea./115 lbs.



TWO SEAT 44" BACKLESS MODULAR UNIT

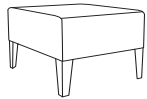
### MODEL / DESCRIPTION / LIST PRICING



**3926** Single Seat 22" Backless Modular Unit (4 legs)

COM Yardage: Total: 2.25 Yds. / Sides: 1.25 Yds. / Top: 1 Yds.

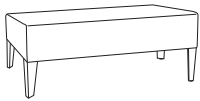
COM	GR1	GR2	GR3	GR4	GR5	GR6	GR7	GR8	GR9	GR10	LEA
\$1724	\$1947	\$2172	\$2395	\$2615	\$2839	\$3061	\$3286	\$3505	\$3728	\$3954	\$4167



**3927** Bariatric 30" Backless Modular Unit (4 legs)

COM Yardage: Total: 2.75 Yds. / Sides: 1.5 Yds. / Top: 1.25 Yds.

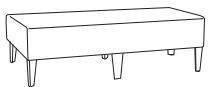
COM	GR1	GR2	GR3	GR4	GR5	GR6	GR7	GR8	GR9	GR10	LEA
\$2139	\$2363	\$2587	\$2809	\$3029	\$3255	\$3477	\$3699	\$3925	\$4146	\$4370	\$4580



**3928** Two Seat 44" Backless Modular Unit (4 legs)

COM Yardage: Total: 3.25 Yds. / Sides: 1.75 Yds. / Top: 1.5 Yds.

COM	GR1	GR2	GR3	GR4	GR5	GR6	GR7	GR8	GR9	GR10	LEA
\$3068	\$3290	\$3513	\$3734	\$3958	\$4182	\$4403	\$4626	\$4849	\$5073	\$5297	\$5507



**3929** Three Seat 66" Backless Modular Unit (6 legs)

COM Yardage: Total: 4.5 Yds. / Sides: 2.5 Yds. / Top: 2 Yds.

COM	GR1	GR2	GR3	GR4	GR5	GR6	GR7	GR8	GR9	GR10	LEA
\$3527	\$3751	\$3971	\$4196	\$4420	\$4640	\$4866	\$5086	\$5310	\$5533	\$5757	\$5970

### OPTIONS

Add upcharge to list price and code to model number

FR	CAL 133 (TB 133) Fire Retardant per yard	\$128	/yd.	FMG	Floor Mount Glide	\$31	ea.
MB	Moisture Barrier (1"-59"width)	\$178	ea.	TABFB-( )	Fixed Blade Tablet (outside or inside, specify (L/R), shape A, B or C)	\$642	ea. tablet
MB60	Moisture Barrier (60"and up)	\$283	ea.	LAM5	Non-standard laminate (5 tablets or less)	\$599	ea. tablet
PC	Polished Chrome Legs	\$49	ea.	SST	Solid Surface Tablet Arm - add to tablet option	\$293	ea. tablet
WOD	Solid Maple Wood Legs	\$34	ea.	SS5	Non-standard Solid Surface (5 tablets or less)	Call For Quote	
2FO	Two Fabric Option	\$141	per unit				
GD1	Ratchet Ganging Device for Soft Seating	\$121	per pair				
GD2	Flat Ganging Device for Soft Seating	\$121	per pair				

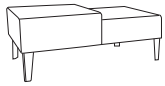
DIMENSIONS	Two Unit / Side Table	Three Unit / Online Table
Overall Depth:	27"	27"
Overall Width:	44"	66"
Seat Height:	18"	18"
Table Height:	16"	16"
Qty./Wt.:	1 ea./44 lbs.	1 ea./115 lbs.



66" BACKLESS MODULAR WITH ONLINE TABLE, SHOWN WITH 44" STRAIGHT MODULE

L - LAMINATE  
W - WOOD VENEER

### MODEL / DESCRIPTION / LIST PRICING



#### 3930L 44" Backless Unit w/ Online Table - **Laminate** (4 legs)

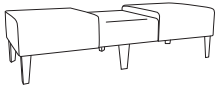
COM Yardage: 2.5 Yds. / Top: 1 Yds. / Sides: 1.5 Yds.

COM	GR1	GR2	GR3	GR4	GR5	GR6	GR7	GR8	GR9	GR10	LEA
\$3128	\$3349	\$3483	\$3621	\$3768	\$3915	\$4074	\$4235	\$4408	\$4581	\$4766	\$5633

#### 3930W 44" Backless Unit w/ Online Table - **Veneer** (4 legs)

COM Yardage: 2.5 Yds.

COM	GR1	GR2	GR3	GR4	GR5	GR6	GR7	GR8	GR9	GR10	LEA
\$3384	\$3621	\$3769	\$3916	\$4074	\$4239	\$4408	\$4584	\$4767	\$4956	\$5153	\$6091



#### 3931L 66" Backless Unit w/ Center Online Table - **Laminate** (6 legs)

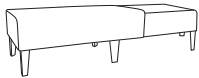
COM Yardage: 4.5 Yds. / Tops: 1.5 Yds. / Sides: 3 Yds.

COM	GR1	GR2	GR3	GR4	GR5	GR6	GR7	GR8	GR9	GR10	LEA
\$3525	\$3772	\$3924	\$4076	\$4242	\$4410	\$4587	\$4769	\$4958	\$5159	\$5365	\$6341

#### 3931W 66" Backless Unit w/ Center Online Table - **Veneer** (6 legs)

COM Yardage: 4.5 Yds.

COM	GR1	GR2	GR3	GR4	GR5	GR6	GR7	GR8	GR9	GR10	LEA
\$3698	\$3957	\$4118	\$4280	\$4449	\$4630	\$4815	\$5007	\$5204	\$5417	\$5632	\$6656



#### 3932L 66" Backless Unit w/ Online Table - **Laminate** (6 legs)

COM Yardage: 4.5 Yds. / Tops: 1.5 Yds. / Sides: 3 Yds.

COM	GR1	GR2	GR3	GR4	GR5	GR6	GR7	GR8	GR9	GR10	LEA
\$3525	\$3772	\$3924	\$4076	\$4242	\$4410	\$4587	\$4769	\$4958	\$5159	\$5365	\$6341

#### 3932W 66" Backless Unit w/ Online Table - **Veneer** (6 legs)

COM Yardage: 4.5 Yds.

COM	GR1	GR2	GR3	GR4	GR5	GR6	GR7	GR8	GR9	GR10	LEA
\$3698	\$3957	\$4118	\$4280	\$4449	\$4630	\$4815	\$5007	\$5204	\$5417	\$5632	\$6656

CORIAN TOPS - PLEASE CALL FOR A QUOTE

### OPTIONS

Add upcharge to list price and code to model number

FR	CAL 133 (TB 133) Fire Retardant per yard	\$128	/yd.
MB	Moisture Barrier (1"-59"width)	\$178	ea.
MB60	Moisture Barrier (60"and up)	\$283	ea.
PC	Polished Chrome Legs	\$49	ea.
WOD	Solid Maple Wood Legs	\$34	ea.
2FO	Two Fabric Option	\$141	per unit
GD1	Ratchet Ganging Device for Soft Seating	\$121	per pair
GD2	Flat Ganging Device for Soft Seating	\$121	per pair

FMG	Floor Mount Glide	\$31	ea.
TABFB-( )	Fixed Blade Tablet (outside or inside, specify (L/R), shape A, B or C)	\$642	ea. tablet
LAM5	Non-standard laminate (5 tablets or less)	\$599	ea. tablet
SST	Solid Surface Tablet Arm - add to tablet option	\$293	ea. tablet
SS5	Non-standard Solid Surface (5 tablets or less)	Call For Quote	

DIMENSIONS	20° Curve Backless	30° Curve Backless	45° Curve Backless	60° Curve Backless
Seat Depth:	27"	27"	27"	27"
Overall Depth:	28"	29"	31"	32"
Overall Width:	32"	35"	52"	67"
Seat Height:	18"	18"	18"	18"
Qty./Wt.:	1 ea./44 lbs.	1 ea./65 lbs.	1 ea./85 lbs.	1 ea./110 lbs.



60° BACKLESS CURVE MODULE

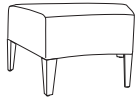
### MODEL / DESCRIPTION / LIST PRICING



**3933** 20° Curve Backless Modular Unit (4 legs)

COM Yardage: Total: 2.5 Yds. / Sides: 1.5 Yds. / Top: 1 Yds.

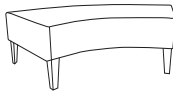
COM	GR1	GR2	GR3	GR4	GR5	GR6	GR7	GR8	GR9	GR10	LEA
\$1766	\$1894	\$2024	\$2174	\$2304	\$2454	\$2601	\$2748	\$2897	\$3048	\$3194	\$3408



**3934** 30° Curve Backless Modular Unit (4 legs)

COM Yardage: Total: 3 Yds. / Sides: 1.75 Yds. / Top: 1.25 Yds.

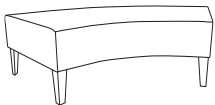
COM	GR1	GR2	GR3	GR4	GR5	GR6	GR7	GR8	GR9	GR10	LEA
\$1892	\$2020	\$2151	\$2300	\$2427	\$2578	\$2726	\$2875	\$3022	\$3171	\$3318	\$3533



**3935** 45° Curve Backless Modular Unit (4 legs)

COM Yardage: Total: 3.75 Yds. / Sides: 2 Yds. / Top: 1.75 Yds.

COM	GR1	GR2	GR3	GR4	GR5	GR6	GR7	GR8	GR9	GR10	LEA
\$2606	\$2785	\$2898	\$3017	\$3131	\$3260	\$3393	\$3527	\$3668	\$3818	\$3968	\$4690



**3936** 60° Curve Backless Modular Unit (5 legs)

COM Yardage: Total: 4.5 Yds. / Sides: 2.25 Yds. / Top: 2.25 Yds.

COM	GR1	GR2	GR3	GR4	GR5	GR6	GR7	GR8	GR9	GR10	LEA
\$3171	\$3394	\$3529	\$3669	\$3819	\$3970	\$4126	\$4294	\$4468	\$4642	\$4828	\$5708

### OPTIONS

Add upcharge to list price and code to model number

FR	CAL 133 (TB 133) Fire Retardant per yard	\$128	/yd.
MB	Moisture Barrier (1"-59"width)	\$178	ea.
MB60	Moisture Barrier (60"and up)	\$283	ea.
PC	Polished Chrome Legs	\$49	ea.
WOD	Solid Maple Wood Legs	\$34	ea.
2FO	Two Fabric Option	\$141	per unit
GD1	Ratchet Ganging Device for Soft Seating	\$121	per pair
GD2	Flat Ganging Device for Soft Seating	\$121	per pair

FMG	Floor Mount Glide	\$31	ea.
TABFB-( )	Fixed Blade Tablet (outside or inside, specify (L/R), shape A, B or C)	\$642	ea. tablet
LAM5	Non-standard laminate (5 tablets or less)	\$599	ea. tablet
SST	Solid Surface Tablet Arm - add to tablet option	\$293	ea. tablet
SS5	Non-standard Solid Surface (5 tablets or less)	Call For Quote	


DIMENSIONS	Straight Arm	Slope Arm	Quad Arm
Overall Depth:	27"	27"	27"
Overall Width:	3"	2"	3"
Overall Height:	25"	24"	25"
Qty./Wt.:	1 ea./25 lbs.	1 ea./25 lbs.	1 ea./25 lbs.



STRAIGHT ARM

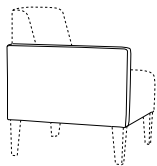


SLOPE ARM



QUAD ARM

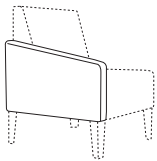
### MODEL / DESCRIPTION / LIST PRICING



#### 3967L/R Straight Arm-Left or Right Outside

COM Yardage: 1.5 Yds.

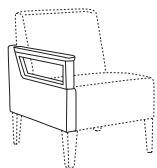
COM	GR1	GR2	GR3	GR4	GR5	GR6	GR7	GR8	GR9	GR10	LEA
\$462	\$494	\$516	\$540	\$560	\$581	\$604	\$628	\$651	\$680	\$708	\$832



#### 3968L/R Slope Arm-Left or Right Outside

COM Yardage: 1.5 Yds.

COM	GR1	GR2	GR3	GR4	GR5	GR6	GR7	GR8	GR9	GR10	LEA
\$544	\$583	\$606	\$631	\$654	\$682	\$712	\$737	\$764	\$799	\$830	\$980



#### 3969L/R Metal Quad Arm-Left or Right Outside

COM Yardage: 1.5 Yds.

COM	GR1	GR2	GR3	GR4	GR5	GR6	GR7	GR8	GR9	GR10	LEA
\$670	\$717	\$747	\$771	\$802	\$837	\$869	\$906	\$940	\$980	\$1019	\$1201

### TABLET SHAPES

#### Three Tablet Shapes::

Choose from the three shapes shown and specify; A, B or C and left or right (outside tablet) when ordering.

Example: TABF-(A) Left - this would be a fixed shape A tablet on the left side (when seated).

#### Laminate Top: Tops are 3/4"

Tablet orders of 5 or less have 4 standard laminate colors:

- Wilsonart Black 1595-60
- Formica Swede Rift Oak 8676-26
- Formica Brite White 459-58
- Wilsonart Florence Walnut 7993-38

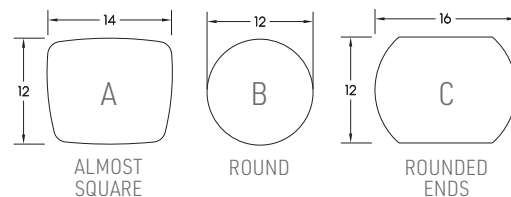
Edge: 6F Multi-Ply

#### Solid Surface Top:

Tablet orders of 5 or less have 2 standard Corian colors:

- Bone
- Glacier White

**Note:** Tablets not available on Slope or Quad Arm, and cannot be used with arm caps.



### OPTIONS

Add upcharge to list price and code to model number

FR	CAL 133 (TB 133) Fire Retardant per yard	\$128	/yd.
WAC	Single Wood Arm Cap	\$126	ea.
PAC	Single Poly Arm Cap - Standard Black/Charcoal	\$97	ea.

TAB-( )	Swivel Tablet (specify A, B or C, left or right arm)	\$706	ea. tablet
TABR1-( )	Removable Tablet (specify A, B or C, left or right arm)	\$817	ea. tablet
TABR2-( )	Removable Tablet (specify A, B or C both arm openings)	\$966	ea. tablet
LAM5	Non-standard laminate (5 tablets or less)	\$599	ea. tablet
SST	Solid Surface Tablet Arm - add to tablet option	\$293	ea. tablet
SS5	Non-standard Solid Surface (5 tablets or less)	Call For Quote	

\*Poly Arm Caps are standard on Quad Arms in Black or Charcoal - Please deduct \$30 list per arm for no arm caps on quad arms. Quad arm available in powder coat only.


DIMENSIONS	Straight Center Arm	Slope Center Arm	Quad Center Arm
Overall Depth:	19"	19"	19"
Overall Width:	2"	2"	2"
Overall Height:	25"	25"	25"
Qty./Wt.:	1 ea./25 lbs.	1 ea./25 lbs.	1 ea./25 lbs.



STRAIGHT CENTER ARM

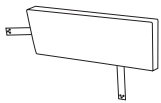


SLOPE CENTER ARM



QUAD CENTER ARM

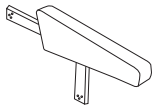
### MODEL / DESCRIPTION / LIST PRICING



#### 3970C Straight Arm - Center (No Poly Arm Cap)

COM Yardage: 1 Yds.

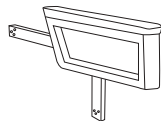
COM	GR1	GR2	GR3	GR4	GR5	GR6	GR7	GR8	GR9	GR10	LEA
\$462	\$494	\$516	\$540	\$560	\$581	\$604	\$628	\$651	\$680	\$708	\$832



#### 3971C Slope Arm - Center (No Poly Arm Cap)

COM Yardage: .75 Yds.

COM	GR1	GR2	GR3	GR4	GR5	GR6	GR7	GR8	GR9	GR10	LEA
\$524	\$560	\$583	\$606	\$628	\$653	\$680	\$708	\$737	\$762	\$798	\$939



#### 3972C Metal Quad Arm - Center

COM
\$610

### OPTIONS

Add upcharge to list price and code to model number

FR	CAL 133 (TB 133) Fire Retardant per yard	\$128	/yd.	WAC	Single Wood Arm Cap	\$126	ea.
----	--	-------	------	-----	---------------------	-------	-----

\*Poly Arm Caps are standard on Quad Arms in Black or Charcoal - Please deduct \$30 list per arm for no arm caps on quad arms. Quad arm available in powder coat only.

	café	counter	bar
Shelf Height	30"	36"	40"/42"
Shelf Depth	10"	10"	10"

When ordering bar back panel, please specify the following shelf height:

**PANEL SELECTION**

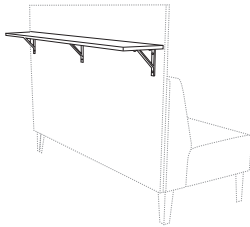
- 1) Laminate
- 2) Size straight: 30", 44", 66" Size curve 30°, 45°, 60°
- 3) Specify height: Café-30", Counter Height-36", Bar Height-40"/42"
- 4) Table Surface Selection: Laminate
- 5) Specify Bracket powder coat finish

TO ORDER THE SHELVING UNITS, PRIVACY PANELS MUST ALSO BE ORDERED



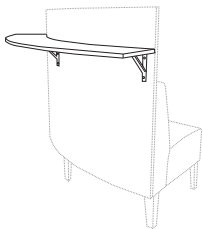
**MODEL / DESCRIPTION / LIST PRICING**

**STRAIGHT SHELVING**



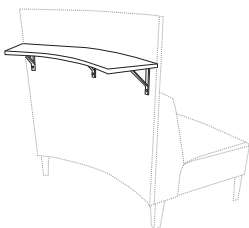
Model Number	Unit Width	Shelf Depth	Shipping Weight.	Laminate Top 2C or 3D
4003	30" W	10"	35 lbs.	\$1086
4004	44" W	10"	45 lbs.	\$1250
4005	66" W	10"	55 lbs.	\$1681
	30" - 2 brackets	44" - 3 brackets	66" - 3 brackets	

**INSIDE CURVE SHELVING**

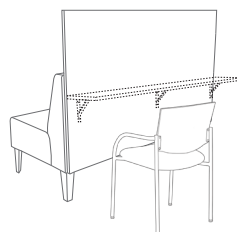


Model Number	Curved Unit Angle	Shelf Depth	Shipping Weight.	Laminate Top 2C or 3D
4006	30°	10"	38 lbs.	\$1365
4007	45°	10"	48 lbs.	\$1614
4008	60°	10"	58 lbs.	\$2099
	30° - 2 brackets	45° - 3 brackets	60° - 3 brackets	

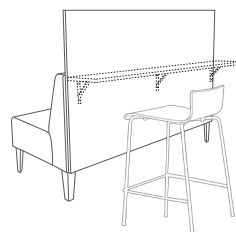
**OUTSIDE CURVE SHELVING**



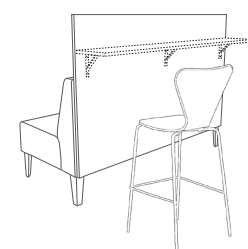
Model Number	Curved Unit Angle	Shelf Depth	Shipping Weight.	Laminate Top 2C or 3D
4009	30°	10"	38 lbs.	\$1312
4010	45°	10"	48 lbs.	\$1552
4011	60°	10"	58 lbs.	\$2019
	30° - 2 brackets	45° - 3 brackets	60° - 3 brackets	



café height - 30"



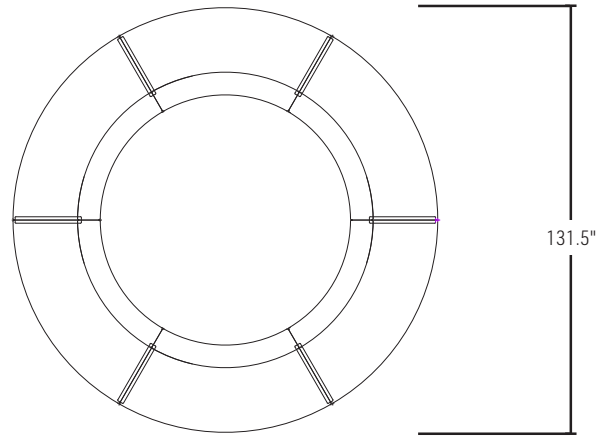
counter height - 36"



straight panel bar height - 42"



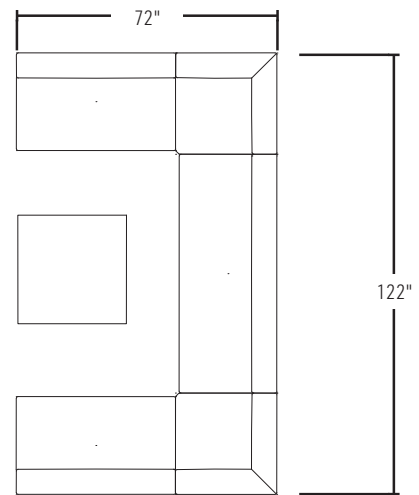
CIRCULAR CONFIGURATION: SIX 60° OUTSIDE CURVE UNITS WITH  
OPTIONAL SLOPE CENTER ARMS



CIRCULAR CONFIGURATION



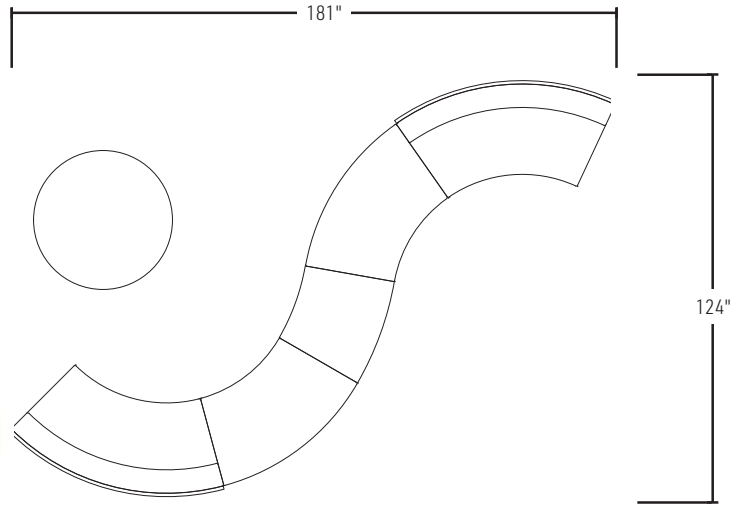
"U" CONFIGURATION: TWO 44" STRAIGHT MODULAR UNITS, TWO  
CORNER MODULAR UNITS, ONE 66" STRAIGHT MODULAR AND  
DUNCAN TABLE



"U" CONFIGURATION



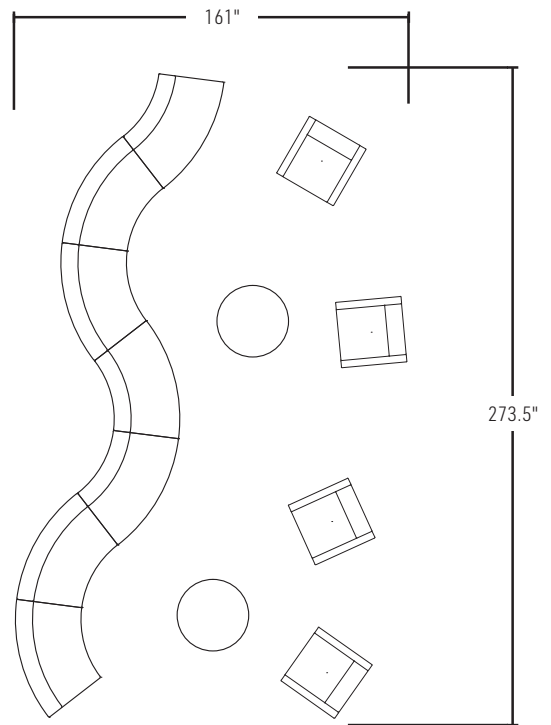
"S" CONFIGURATION: TWO 60° INSIDE CURVE MODULAR UNITS WITH PRIVACY PANELS, TWO BACKLESS CURVE UNITS, DUNCAN WEDGE TABLE AND 48" OTTOMAN



"S" CONFIGURATION



LARGE MODULAR CONFIGURATION: THREE INSIDE 45° CURVE MODULAR UNITS, THREE OUTSIDE 45° CURVE UNITS, FOUR SINGLE LOUNGE UNITS AND TWO DUNCAN TABLES



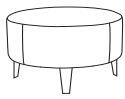
LARGE MODULAR CONFIGURATION

DIMENSIONS	30" Round	36" Round	42" Round	48" Round
Overall Depth:	30"	36"	42"	48"
Overall Width:	30"	36"	42"	48"
Overall Height:	18"	18"	18"	18"
Qty./Wt.:	1 ea./44 lbs.	1 ea./77 lbs.	1 ea./88 lbs.	1 ea./115 lbs.



36" ROUND OTTOMAN

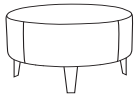
### MODEL / DESCRIPTION / LIST PRICING



**3947** 30" Round Ottoman (4 legs)

COM Yardage: 2 Yds.

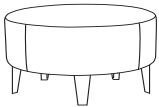
COM	GR1	GR2	GR3	GR4	GR5	GR6	GR7	GR8	GR9	GR10	LEA
\$2172	\$2324	\$2417	\$2515	\$2612	\$2717	\$2826	\$2940	\$3055	\$3180	\$3305	\$3907



**3948** 36" Round Ottoman (4 legs)

COM Yardage: 2.75 Yds.

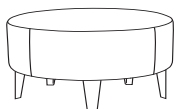
COM	GR1	GR2	GR3	GR4	GR5	GR6	GR7	GR8	GR9	GR10	LEA
\$3029	\$3242	\$3372	\$3504	\$3646	\$3791	\$3944	\$4102	\$4264	\$4435	\$4613	\$5455



**3949** 42" Round Ottoman (5 legs)

COM Yardage: 3.5 Yds.

COM	GR1	GR2	GR3	GR4	GR5	GR6	GR7	GR8	GR9	GR10	LEA
\$3077	\$3294	\$3424	\$3560	\$3702	\$3850	\$4006	\$4165	\$4331	\$4502	\$4681	\$5536



**3950** 48" Round Ottoman (5 legs)

COM Yardage: 4 Yds.

COM	GR1	GR2	GR3	GR4	GR5	GR6	GR7	GR8	GR9	GR10	LEA
\$3459	\$3707	\$3853	\$4008	\$4167	\$4335	\$4504	\$4689	\$4876	\$5071	\$5273	\$6234

### OPTIONS

Add upcharge to list price and code to model number

FR	CAL 133 (TB 133) Fire Retardant per yard	\$128	/yd.
MB	Moisture Barrier (1"-59"width)	\$178	ea.
FMG	Floor Mount Glide	\$31	ea.

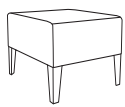
PC	Polished Chrome Legs	\$49	ea.
WOD	Solid Maple Wood Legs	\$34	ea.
2FO	Two Fabric Option	\$141	per unit

DIMENSIONS	27" Square	36" Square	48" Square
Overall Depth:	27"	36"	48"
Overall Width:	27"	36"	48"
Overall Height:	18"	18"	18"
Qty./Wt.:	1 ea./46 lbs.	1 ea./74 lbs.	1 ea./112 lbs.



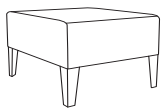
27" SQUARE OTTOMAN

### MODEL / DESCRIPTION / LIST PRICING



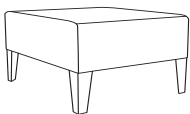
**3951** 27" Square Ottoman (4 legs) COM Yardage: 2.5 Yds.

COM	GR1	GR2	GR3	GR4	GR5	GR6	GR7	GR8	GR9	GR10	LEA
\$1857	\$1990	\$2069	\$2153	\$2237	\$2327	\$2419	\$2517	\$2618	\$2723	\$2831	\$3346



**3952** 36" Square Ottoman (4 legs) COM Yardage: 3 Yds.

COM	GR1	GR2	GR3	GR4	GR5	GR6	GR7	GR8	GR9	GR10	LEA
\$2812	\$3010	\$3128	\$3255	\$3383	\$3523	\$3661	\$3808	\$3960	\$4119	\$4282	\$5060



**3953** 48" Square Ottoman (4 legs) COM Yardage: 3.75 Yds.

COM	GR1	GR2	GR3	GR4	GR5	GR6	GR7	GR8	GR9	GR10	LEA
\$3275	\$3503	\$3644	\$3790	\$3941	\$4099	\$4261	\$4433	\$4610	\$4795	\$4985	\$5896

### OPTIONS

Add upcharge to list price and code to model number

FR	CAL 133 (TB 133) Fire Retardant per yard	\$128	/yd.
MB	Moisture Barrier (1"-59"width)	\$178	ea.
PC	Polished Chrome Legs	\$49	ea.
WOD	Solid Maple Wood Legs	\$34	ea.
2FO	Two Fabric Option	\$141	per unit

GD1	Ratchet Ganging Device for Soft Seating	\$121	pair
GD2	Flat Ganging Device for Soft Seating	\$121	pair
FMG	Floor Mount Glide	\$31	ea.

DIMENSIONS	Ottoman	2 Seater	3 Seater
Seat Depth:	20"	20"	20"
Overall Width:	22"	44"	66"
Seat Height:	18"	18"	18"
Qty./Wt.:	1 ea./44 lbs.	1 ea./77 lbs.	1 ea./88 lbs.



TWO SEAT FREE STANDING BENCH

### MODEL / DESCRIPTION / LIST PRICING



**3941** Single Seat 22" Bench (4 legs)

COM Yardage: 2 Yds..

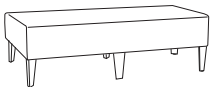
COM	GR1	GR2	GR3	GR4	GR5	GR6	GR7	GR8	GR9	GR10	LEA
\$1568	\$1673	\$1743	\$1811	\$1884	\$1961	\$2040	\$2120	\$2201	\$2293	\$2381	\$2819



**3942** Two Seat 44" Bench (4 legs)

COM Yardage: 3 Yds..

COM	GR1	GR2	GR3	GR4	GR5	GR6	GR7	GR8	GR9	GR10	LEA
\$2702	\$2890	\$3007	\$3125	\$3250	\$3378	\$3517	\$3654	\$3803	\$3957	\$4117	\$4860



**3943** Three Seat 66" Bench (6 legs)

COM Yardage: 4.25 Yds.

COM	GR1	GR2	GR3	GR4	GR5	GR6	GR7	GR8	GR9	GR10	LEA
\$3164	\$3384	\$3524	\$3663	\$3808	\$3961	\$4120	\$4284	\$4454	\$4633	\$4820	\$5697


### OPTIONS

Add upcharge to list price and code to model number

FR	CAL 133 (TB 133) Fire Retardant per yard	\$128	/yd.
MB	Moisture Barrier (1"-59"width)	\$178	ea.
MB60	Moisture Barrier (60"and up)	\$283	ea.
PC	Polished Chrome Legs	\$49	ea.
WOD	Solid Maple Wood Legs	\$34	ea.
2FO	Two Fabric Option	\$141	per unit

GD1	Ratchet Ganging Device for Soft Seating	\$121	per pair
GD2	Flat Ganging Device for Soft Seating	\$121	per pair
FMG	Floor Mount Glide	\$31	ea.
TABFB-( )	Fixed Blade Tablet (outside or inside, specify (L/R), shape A, B or C)	\$642	ea. tablet
SST	Solid Surface Tablet Arm - add to tablet option	\$293	ea. tablet

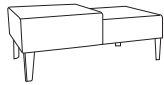
DIMENSIONS	Two Unit / Side Table	Three Unit / Online Table
Seat Depth:	20"	20"
Overall Width:	44"	66"
Seat Height:	18"	18"
Table Height:	16"	16"
Qty./Wt.:	1 ea./44 lbs.	1 ea./88 lbs.



L - LAMINATE  
W - WOOD VENEER

TWO SPACE FREE STANDING BENCH / SIDE TABLE

### MODEL / DESCRIPTION / LIST PRICING

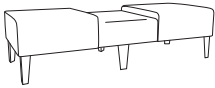


**3944L-R** 44" Bench with Online Table - **Laminate** (4 legs) COM Yardage: 2 Yds..

COM	GR1	GR2	GR3	GR4	GR5	GR6	GR7	GR8	GR9	GR10	LEA
\$3010	\$3221	\$3349	\$3483	\$3621	\$3768	\$3915	\$4074	\$4235	\$4408	\$4580	\$5417

**3944W-L/R** 44" Bench with Online Table - **Veneer** (4 legs) COM Yardage: 2 Yds..

COM	GR1	GR2	GR3	GR4	GR5	GR6	GR7	GR8	GR9	GR10	LEA
\$3160	\$3379	\$3517	\$3654	\$3803	\$3957	\$4117	\$4280	\$4449	\$4630	\$4813	\$5688

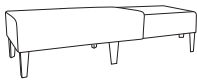


**3945L** 66" Bench with Center Online Table - **Laminate** (6 legs) COM Yardage: 4 Yds..

COM	GR1	GR2	GR3	GR4	GR5	GR6	GR7	GR8	GR9	GR10	LEA
\$3390	\$3630	\$3773	\$3925	\$4079	\$4244	\$4413	\$4591	\$4773	\$4964	\$5164	\$6100

**3945W** 66" Bench with Center Online Table - **Veneer** (6 legs) COM Yardage: 4 Yds..

COM	GR1	GR2	GR3	GR4	GR5	GR6	GR7	GR8	GR9	GR10	LEA
\$3560	\$3809	\$3961	\$4120	\$4284	\$4454	\$4633	\$4820	\$5012	\$5210	\$5420	\$6408



**3946L-R** 66" Bench with Online Table - **Laminate** (6 legs) COM Yardage: 4 Yds..

COM	GR1	GR2	GR3	GR4	GR5	GR6	GR7	GR8	GR9	GR10	LEA
\$3390	\$3630	\$3773	\$3925	\$4079	\$4244	\$4413	\$4591	\$4773	\$4964	\$5164	\$6100

**3946W-L/R** 66" Bench with Online Table - **Veneer** (6 legs) COM Yardage: 4 Yds..

COM	GR1	GR2	GR3	GR4	GR5	GR6	GR7	GR8	GR9	GR10	LEA
\$3560	\$3809	\$3961	\$4120	\$4284	\$4454	\$4633	\$4820	\$5012	\$5210	\$5420	\$6408

### OPTIONS

Add upcharge to list price and code to model number

FR	CAL 133 (TB 133) Fire Retardant per yard	\$128	/yd.
MB	Moisture Barrier (1"-59"width)	\$178	ea.
PC	Polished Chrome Legs	\$49	ea.
WOD	Solid Maple Wood Legs	\$34	ea.
2FO	Two Fabric Option	\$141	per unit

GD1	Ratchet Ganging Device for Soft Seating	\$121	per pair
GD2	Flat Ganging Device for Soft Seating	\$121	per pair
FMG	Floor Mount Glide	\$31	ea.
TABFB- ( )	Fixed Blade Tablet (outside or inside, specify (L/R), shape A, B or C)	\$642	ea. tablet
SST	Solid Surface Tablet Arm - add to tablet option	\$293	ea. tablet

## OPTIONS

- CODE: FR - CAL 133 (TB 133) Fire Retardant
- CODE: MB - Moisture Barrier (1"-59"width))
- CODE: PC - Polished Chrome Legs
- CODE: WOD - Solid Maple Wood Legs with felt pads
- CODE: 2FO - Two Fabric Option
- CODE: 3FO - Three Fabric Option
- CODE: CO - Clean Out (1"-59"width)
- CODE: CO1 - Clean Out (60"and up))
- CODE: GD1 - Ratchet Ganging Device for Soft Seating
- CODE: GD2 - Flat Ganging Device for Soft Seating
- CODE: FMG - Floor Mount Glide
- CODE: WAC - Wood Arm Caps
- CODE: PAC - Poly Arm Caps - Standard Black/Charcoal
- CODE: TAB-( ) - Non-Removable Swivel Tablet (laminite shape A, B or C left or right arm) \*not available on Slope or Quad Arm
- CODE: TABR1-( ) - Removable Swivel Tablet (laminite shape A, B or C specify left or right arm) \*not available on Slope, Quad Arm or Straight Arm with Arm Caps
- CODE: TABR2-( ) - Removable Swivel Tablet (laminite shape A, B or C with opening for tablet on both arms) \*not available on Slope, Quad Arm or Straight Arm with Arm Caps
- CODE: LAM5 - Non-standard laminate for 5 or less tablets
- CODE: SST - Solid Surface Tablet Arm.
- CODE: SS5 - Non-standard Solid Surface top for 5 or less tablets



STRAIGHT ARMS



SLOPED ARMS



QUAD ARMS




TWO FABRIC OPTION



POLISHED CHROME LEGS  
8.5" HEIGHT



WOOD LEGS



POWER/DATA

Note: Factory installed power/  
data available, see accessories  
online under the 'Products' tab.

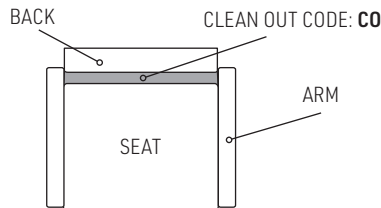


Diagram specifies a clean out  
Use **CO** for overall widths up to 50"  
and **CO1** for overall widths over 50"

## TABLET SHAPES

### Three Tablet Shapes::

Choose from the three shapes shown and specify; A, B or C and left or right (outside tablet) when ordering.

Example: TABF-(A) Left - this would be a fixed shape A tablet on the left side (when seated).

### Laminite Top: Tops are 3/4"

Tablet orders of 5 or less have 4 standard laminite colors:

- Wilsonart Black 1595-60
- Formica Swede Rift Oak 8676-26
- Formica Brite White 459-58
- Wilsonart Florence Walnut 7993-38

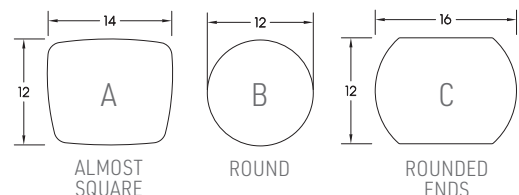
Edge: 6F Multi-Ply

### Solid Surface Top:

Tablet orders of 5 or less have 2 standard Corian colors:

- Bone
- Glacier White

**Note:** Tablets not available on Slope, Quad Arm  
or Straight Arms with Arm Caps



DIMENSIONS	Single Seat	Bariatric	Two Seat	Three Seat
Seat Depth:	20"	20"	20"	20"
Seat Width:	22"	30"	44"	66"
Seat Height:	18"	18"	18"	18"
Arm Height:	25"	25"	25"	25"
Overall Depth:	27"	27"	27"	27"
Overall Width:	27"	35"	49"	71"
Overall Height:	33"	33"	33"	33"
Qty./Wt.:	1 ea./58 lbs.	1 ea./68 lbs.	1 ea./85 lbs.	1 ea./115 lbs.



BARIATRIC LOUNGE WITH  
OPTIONAL WOOD LEGS AND ARM CAPS

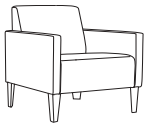
### MODEL / DESCRIPTION / LIST PRICING



#### 3900 Single Seat Lounge (4 Legs)

COM Yardage: Total: 6 Yds. / Back: 2 Yds. / Seat: 1.5 Yds. / Arms 2.5 Yds.

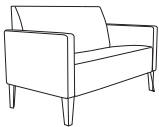
COM	GR1	GR2	GR3	GR4	GR5	GR6	GR7	GR8	GR9	GR10	LEA
\$2666	\$2846	\$2964	\$3082	\$3205	\$3336	\$3467	\$3604	\$3751	\$3901	\$4056	\$4794



#### 3901 Bariatric Lounge (4 Legs)

COM Yardage: Total: 6.75 Yds. / Back: 2.5 Yds. / Seat: 1.75 Yds. / Arms 2.5 Yds.

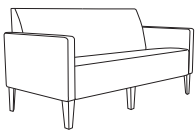
COM	GR1	GR2	GR3	GR4	GR5	GR6	GR7	GR8	GR9	GR10	LEA
\$3275	\$3503	\$3644	\$3788	\$3941	\$4099	\$4260	\$4433	\$4610	\$4795	\$4985	\$5894



#### 3902 Two Seat Lounge (4 Legs)

COM Yardage: Total: 8.5 Yds. / Back: 3.5 Yds. / Seat: 2.5 Yds. / Arms 2.5 Yds.

COM	GR1	GR2	GR3	GR4	GR5	GR6	GR7	GR8	GR9	GR10	LEA
\$3841	\$4115	\$4278	\$4445	\$4625	\$4810	\$5003	\$5202	\$5412	\$5626	\$5852	\$6914



#### 3903 Three Seat Lounge (6 Legs)

COM Yardage: Total: 10 Yds. / Back: 4.5 Yds. / Seat: 3 Yds. / Arms 2.5 Yds.

COM	GR1	GR2	GR3	GR4	GR5	GR6	GR7	GR8	GR9	GR10	LEA
\$4651	\$4974	\$5173	\$5380	\$5596	\$5821	\$6051	\$6295	\$6546	\$6807	\$7079	\$8370

**Note:** Clean out option is only available when units are facing the same direction.

### OPTIONS

Add upcharge to list price and code to model number

FR	CAL 133 (TB 133) Fire Retardant per yard	\$128	/yd.	WAC	Wood Arm Cap	\$126	ea.
MB	Moisture Barrier (1"-59"width)	\$178	ea.	PAC	Poly Arm Cap - Standard Black/Charcoal	\$97	ea.
MB60	Moisture Barrier (60"and up)	\$283	ea.	CO	Clean Out (1"-59"width)	\$354	per unit
PC	Polished Chrome Legs	\$49	ea.	CO1	Clean Out (60"and up)	\$544	per unit
WOD	Solid Maple Wood Legs	\$34	ea.	TAB-( )	Swivel Tablet (specify A, B or C, left or right arm)	\$706	ea. tablet
2FO	Two Fabric Option	\$141	per unit	TABR1-( )	Removable Tablet (specify A, B or C, left or right arm)	\$817	ea. tablet
3FO	Three Fabric Option	\$215	per unit	TABR2-( )	Removable Tablet (specify A, B or C both arm openings)	\$966	ea. tablet
GD1	Ratchet Ganging Device for Soft Seating	\$121	per pair	SST	Solid Surface Tablet Arm - add to tablet option	\$293	ea. tablet
GD2	Flat Ganging Device for Soft Seating	\$121	per pair	LAM5	Non-standard laminate (5 tablets or less)	\$599	ea. tablet
FMG	Floor Mount Glide	\$31	ea.	SS5	Non-standard Solid Surface (5 tablets or less)	Call For Quote	

DIMENSIONS	Single Seat	Bariatric	Two Seat	Three Seat
Seat Depth:	20"	20"	20"	20"
Seat Width:	22"	30"	44"	66"
Seat Height:	18"	18"	18"	18"
Arm Height:	24"	24"	24"	24"
Overall Depth:	27"	27"	27"	27"
Overall Width:	27"	35"	49"	71"
Overall Height:	33"	33"	33"	33"
Qty./Wt.:	1 ea./58 lbs.	1 ea./68 lbs.	1 ea./85 lbs.	1 ea./115 lbs.



MALIBU SINGLE SEAT LOUNGE  
WITH SLOPED ARMS

### MODEL / DESCRIPTION / LIST PRICING



#### 3904 Single Seat Lounge (4 Legs)

COM Yardage: Total: 6 Yds. / Back: 2 Yds. / Seat: 1.5 Yds. / Arms 2.5 Yds.

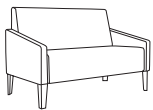
COM	GR1	GR2	GR3	GR4	GR5	GR6	GR7	GR8	GR9	GR10	LEA
\$2748	\$2941	\$3059	\$3180	\$3306	\$3440	\$3580	\$3721	\$3872	\$4025	\$4185	\$4947



#### 3905 Bariatric Lounge (4 Legs)

COM Yardage: Total: 6.75 Yds. / Back: 2.5 Yds. / Seat: 1.75 Yds. / Arms 2.5 Yds.

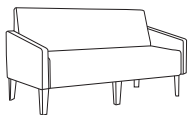
COM	GR1	GR2	GR3	GR4	GR5	GR6	GR7	GR8	GR9	GR10	LEA
\$3432	\$3673	\$3821	\$3972	\$4132	\$4299	\$4470	\$4653	\$4832	\$5031	\$5229	\$6181



#### 3906 Two Seat Lounge (4 Legs)

COM Yardage: Total: 8.5 Yds. / Back: 3.5 Yds. / Seat: 2.5 Yds. / Arms 2.5 Yds.

COM	GR1	GR2	GR3	GR4	GR5	GR6	GR7	GR8	GR9	GR10	LEA
\$3930	\$4202	\$4372	\$4546	\$4730	\$4919	\$5114	\$5320	\$5533	\$5757	\$5984	\$7075



#### 3907 Three Seat Lounge (6 Legs)

COM Yardage: Total: 10 Yds. / Back: 4.5 Yds. / Seat: 3 Yds. / Arms 2.5 Yds.

COM	GR1	GR2	GR3	GR4	GR5	GR6	GR7	GR8	GR9	GR10	LEA
\$4732	\$5067	\$5268	\$5478	\$5699	\$5926	\$6165	\$6409	\$6665	\$6931	\$7209	\$8523

**Note:** Clean out option is only available when units are facing the same direction.

### OPTIONS

Add upcharge to list price and code to model number

FR	CAL 133 (TB 133) Fire Retardant per yard	\$128	/yd.
MB	Moisture Barrier (1"-59"width)	\$178	ea.
MB60	Moisture Barrier (60"and up)	\$283	ea.
PC	Polished Chrome Legs	\$49	ea.
WOD	Solid Maple Wood Legs	\$34	ea.
2FO	Two Fabric Option	\$141	per unit
3FO	Three Fabric Option	\$215	per unit

GD1	Ratchet Ganging Device for Soft Seating	\$121	per pair
GD2	Flat Ganging Device for Soft Seating	\$121	per pair
FMG	Floor Mount Glide	\$31	ea.
WAC	Wood Arm Cap	\$126	ea.
PAC	Poly Arm Cap - Standard Black/Charcoal	\$97	ea.
CO	Clean Out (1"-59"width)	\$354	per unit
CO1	Clean Out (60"and up)	\$544	per unit

DIMENSIONS	Single Seat	Bariatric	Two Seat	Three Seat
Seat Depth:	20"	20"	20"	20"
Seat Width:	22"	30"	44"	66"
Seat Height:	18"	18"	18"	18"
Arm Height:	25"	25"	25"	25"
Overall Depth:	27"	27"	27"	27"
Overall Width:	27"	35"	49"	71"
Overall Height:	33"	33"	33"	33"
Qty./Wt.:	1 ea./58 lbs.	1 ea./68 lbs.	1 ea./85 lbs.	1 ea./115 lbs.



LOUNGE QUAD ARM CHAIR  
WITH OPTIONAL POWER/DATA

**Note:** Quad arm metal frame available in powder coat only

### MODEL / DESCRIPTION / LIST PRICING



#### 3908 Single Seat Lounge (4 Legs)

COM Yardage: Total: 5.5 Yds. / Back: 2 Yds. / Seat: 1.5 Yds. / Arms 2 Yds.

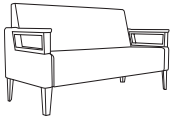
COM	GR1	GR2	GR3	GR4	GR5	GR6	GR7	GR8	GR9	GR10	LEA
\$3609	\$3859	\$4014	\$4178	\$4345	\$4520	\$4697	\$4884	\$5082	\$5284	\$5494	\$6495



#### 3909 Bariatric Lounge (4 Legs)

COM Yardage: Total: 6.25 Yds. / Back: 2.5 Yds. / Seat: 1.75 Yds. / Arms 2 Yds.

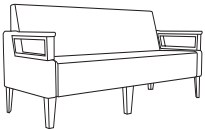
COM	GR1	GR2	GR3	GR4	GR5	GR6	GR7	GR8	GR9	GR10	LEA
\$4504	\$4823	\$5015	\$5218	\$5425	\$5643	\$5867	\$6104	\$6347	\$6602	\$6866	\$8113



#### 3910 Two Seat Lounge (4 Legs)

COM Yardage: Total: 8.5 Yds. / Back: 4 Yds. / Seat: 2.5 Yds. / Arms 2 Yds.

COM	GR1	GR2	GR3	GR4	GR5	GR6	GR7	GR8	GR9	GR10	LEA
\$4866	\$5203	\$5413	\$5628	\$5853	\$6087	\$6330	\$6585	\$6848	\$7122	\$7407	\$8756



#### 3911 Three Seat Lounge (6 Legs)

COM Yardage: Total: 10 Yds. / Back: 5 Yds. / Seat: 3 Yds. / Arms 2 Yds.

COM	GR1	GR2	GR3	GR4	GR5	GR6	GR7	GR8	GR9	GR10	LEA
\$5603	\$5993	\$6234	\$6483	\$6741	\$7010	\$7292	\$7586	\$7886	\$8200	\$8531	\$10081

**Note:** Clean out option is only available when units are facing the same direction.

### OPTIONS

Add upcharge to list price and code to model number

FR	CAL 133 (TB 133) Fire Retardant per yard	\$128	/yd.
MB	Moisture Barrier (1"-59"width)	\$178	ea.
MB60	Moisture Barrier (60"and up)	\$283	ea.
PC	Polished Chrome Legs	\$49	ea.
WOD	Solid Maple Wood Legs	\$34	ea.
2FO	Two Fabric Option	\$141	per unit

3FO	Three Fabric Option	\$215	per unit
GD1	Ratchet Ganging Device for Soft Seating	\$121	per pair
GD2	Flat Ganging Device for Soft Seating	\$121	per pair
FMG	Floor Mount Glide	\$31	ea.
CO	Clean Out (1"-59"width)	\$354	per unit
CO1	Clean Out (60"and up)	\$544	per unit

\*Poly Arm Caps are standard on Quad Arms in Black or Charcoal - Please deduct \$30 list price per arm for no arm caps on quad arms. Quad arm available in powder coat only.