

VENTURA

The Ventura series is a graceful line of multiple seating that is comfortable in any Healthcare setting. Offered in a wood frame, the wood has a gentle curve on the arm, adding to the ease of the chair. This series offers Bariatric chairs that can attach and complete various configurations.



WELDED STEEL CONSTRUCTION
Features a fully welded steel substructure for the ultimate in seating strength



SLIM PROFILE BACK
Slim profile back fits in tighter areas, ideal for waiting rooms

WALL SAVER DESIGN
Wall saver design helps protect walls & upholstery

VENTURA WOOD

ORDERING INFORMATION

To Order Please Specify:

- 1) Series Name
- 2) Model Number
- 3) Quantity
- 4) Arm Cap Selection / Finish
- 5) Polyurethane Arm Cap
Black or Charcoal
- 6) Fabric Grade & Number
- 7) Optional Items
- 8) Wood Stain Finish Color
- 9) Frame Color / Finish

LOUNGE

SOFT SEATING	WEIGHT LIMIT
1 Seat	500 lbs.
2 Seat	1000 lbs.
3 Seat	1500 lbs.

MULTIPLE SEATING

WOOD CHAIRS	WEIGHT LIMIT
Per Seat	350 lbs.
Bariatric	500 lbs.

GENERAL SPECIFICATIONS

Upholstery

High resiliency foam is being used. ERG uses only water based glues and adhesives in our upholstery process. Seat is covered in choice of fabric, vinyl, crypton, leather or COM. Adjustable glides installed.

Frame

Frame Construction:

Wood - All hardwood with built-in wall saver design. Tongue & groove hardwood construction with felt pads under legs.

Back: Webbing installed and high-resiliency foam bonded to wood frame. Concealed back attachment to frame.

Seat: No-sag spring installed. Helicoil springs attached to spring and high resiliency foam is bonded to metal frame.

Underseat:

Wood - Steel welded frame with machine screws attached to wood frame.

**Standard Polyurethane Arm Caps
(Wood Frame Only)**



BLACK POLY ARM CAP – VWAC2



CHARCOAL POLY ARM CAP – VWAC3

STANDARD BASE FINISHES

Wood Base: Standard Wood Stain

OPTIONS

WOOD FRAME (VW)

- CODE: FR - CAL 133 (TB 133) Fire Retardant
- CODE: MB - Moisture Barrier (1"-59"width)
- CODE: MB60 - Moisture Barrier (60"and up)
- CODE: 2FO/C - Two Fabric Option (per seat)
- CODE: FM - Floor Mount
- CODE: VWAC6 - Arm Cap, Wood
- CODE: AG - Adjustable Glides

WOOD FRAME



WOOD ARM CAP
VWAC6

DIMENSIONS	Arm Chair	Patient Back Chair
Seat Width:	21"	21"
Seat Depth:	19"	19"
Seat Height:	17.5"	17.5"
Back Height:	35"	45"
Arm Height:	25"	25"
Overall Width:	26"	26"
Overall Depth:	25"	25"
Qty./Wt. per carton:	1 ea./36 lbs.	1 ea./53 lbs.



WOOD BARIATRIC ARM CHAIR
WITH OPTIONAL ARM CAPS

MODEL / DESCRIPTION / LIST PRICING



3021 Wood Arm Chair

COM Yardage: 2.25 Yds. Seat 1 Yd. / Back 1.25 Yds.

COM	GR1	GR2	GR3	GR4	GR5	GR6	GR7	GR8	GR9	GR10	LEA
\$1353	\$1448	\$1505	\$1566	\$1629	\$1693	\$1761	\$1832	\$1905	\$1980	\$2061	\$2435



3021BAR Wood Bariatric

COM Yardage: 3 Yds. Seat 1.5 Yds. / Back 1.5 Yds.

COM	GR1	GR2	GR3	GR4	GR5	GR6	GR7	GR8	GR9	GR10	LEA
\$1951	\$2089	\$2172	\$2257	\$2349	\$2441	\$2542	\$2642	\$2746	\$2858	\$2970	\$3513

OPTIONS

Add upcharge to list price and code to model number

AG	Adjustable Glide	\$25	/pair
FR	CAL 133 (TB 133) Fire Retardant per yard	\$118	/yd.
MB	Moisture Barrier (1"-59"width)	\$164	ea.
2FO/C	2 Fabric Option	\$67	per seat

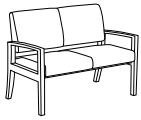
VWAC2	Polyurethane Arm Caps - Black	-	
VWAC3	Polyurethane Arm Caps - Charcoal	-	
VWAC6	Solid Wood Arm Caps	\$105	ea.

DIMENSIONS	Two Seat Lounge	Two Seat Center Arm	Three Seat Lounge
Seat Width:	21"	21"	21"
Seat Depth:	19"	19"	19"
Seat Height:	17.5"	17.5"	17.5"
Back Height:	35"	35"	35"
Arm Height:	25.5"	25.5"	25.5"
Overall Width:	46"	48"	70.5"
Overall Depth:	28"	28"	28"
Qty./Wt. per carton:	1 ea./60 lbs.	1 ea./62 lbs.	1 ea./93 lbs.



WOOD THREE-SEAT LOUNGE WITH DIVIDING ARMS
SHOWN WITH OPTIONAL ARM CAPS

MODEL / DESCRIPTION / LIST PRICING

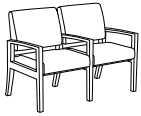


3022 Wood Two-Seat Lounge

COM Yardage: 4 Yds. Seat 2 Yds. / Back 2 Yds.

COM	GR1	GR2	GR3	GR4	GR5	GR6	GR7	GR8	GR9	GR10	LEA
\$2478	\$2651	\$2757	\$2867	\$2983	\$3102	\$3225	\$3355	\$3488	\$3629	\$3775	\$4458

COM Yardage (Optional two fabrics): Back: 2 Yds / Seat: 1.5 Yds

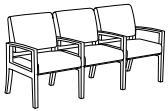


3023 Wood Two-Seat Lounge with Dividing Arm

COM Yardage: 4 Yds. Seat 2 Yd. / Back 2 Yds.

COM	GR1	GR2	GR3	GR4	GR5	GR6	GR7	GR8	GR9	GR10	LEA
\$2642	\$2826	\$2939	\$3058	\$3181	\$3308	\$3440	\$3578	\$3721	\$3867	\$4024	\$4755

COM Yardage (Optional two fabrics): Back: 2 Yds / Seat: 1.5 Yds

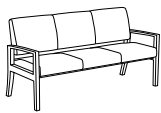


3025 Wood Three-Seat Lounge with Dividing Arms

COM Yardage: 5 Yds. Seat 2.5 Yds. / Back 2.5 Yds.

COM	GR1	GR2	GR3	GR4	GR5	GR6	GR7	GR8	GR9	GR10	LEA
\$3880	\$4152	\$4318	\$4492	\$4670	\$4858	\$5052	\$5252	\$5463	\$5683	\$5910	\$6984

COM Yardage (Optional two fabrics): Back: 2.75 Yds / Seat: 2.5 Yds



3026 Wood Three-Seat Lounge

COM Yardage: 5 Yds. Seat 2.5 Yd. / Back 2.5 Yds.

COM	GR1	GR2	GR3	GR4	GR5	GR6	GR7	GR8	GR9	GR10	LEA
\$4504	\$4820	\$5012	\$5212	\$5420	\$5637	\$5863	\$6098	\$6342	\$6595	\$6860	\$8107

COM Yardage (Optional two fabrics): Back: 2.75 Yds / Seat: 2.5 Yds

OPTIONS

Add upcharge to list price and code to model number

AG	Adjustable Glide	\$25	/pair
FR	CAL 133 (TB 133) Fire Retardant per yard	\$118	/yd.
MB	Moisture Barrier (1"-59"width)	\$164	ea.
MB60	Moisture Barrier (60"and up)	\$262	ea.

2F0/C	2 Fabric Option	\$67	per seat
VWAC2	Polyurethane Arm Caps - Black	-	
VWAC3	Polyurethane Arm Caps - Charcoal	-	
VWAC6	Wood Arm Caps	\$105	ea.